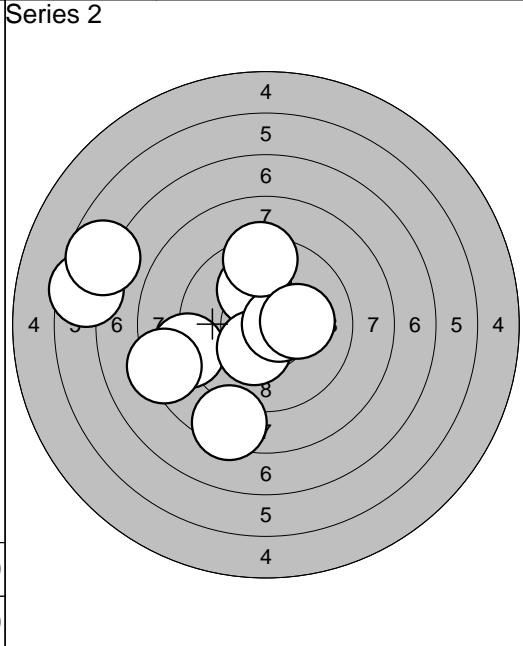
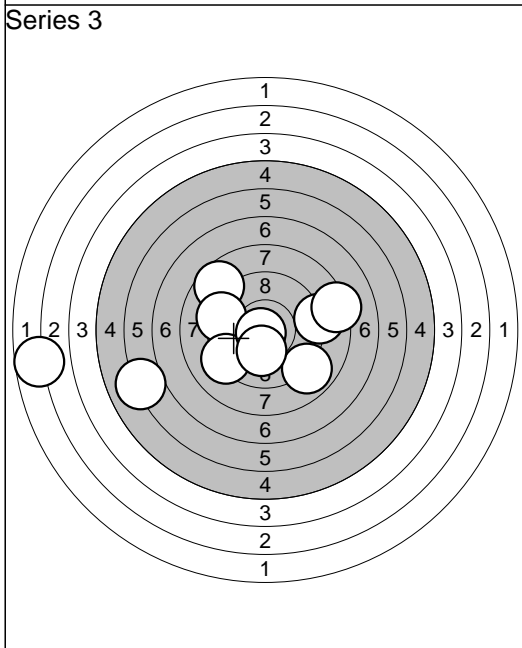


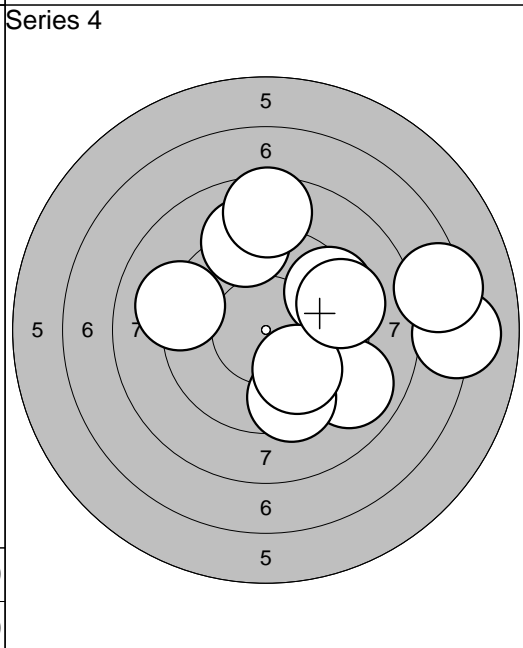
1: 8,7	↗
2: 9,4	↓
3: 8,1	←
4: 10,3*	↗
5: 9,1	→
6: 8,9	↙
7: 9,6	↑
8: 8,6	↙
9: 9,3	↘
10: 8,1	↖
<b>Serie</b>	<b>86,0</b>
<b>Sum</b>	<b>86,0</b>



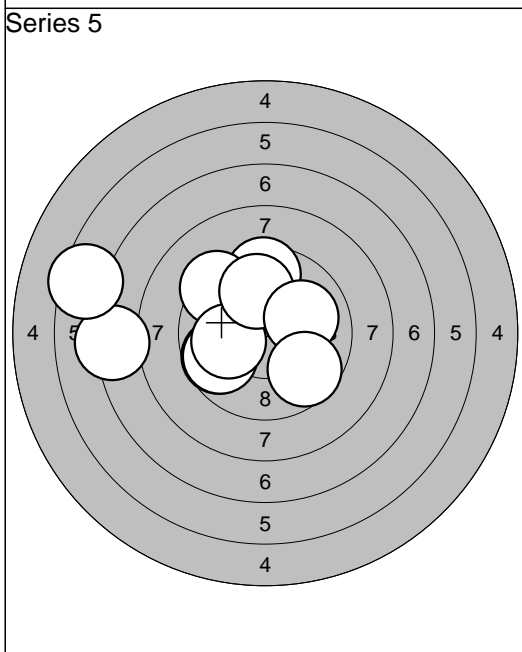
1: 10,1	↑
2: 8,4	↓
3: 8,9	←
4: 6,6	←
5: 8,3	←
6: 10,3*	↓
7: 6,7	←
8: 10,6*	→
9: 9,4	↑
10: 10,2*	→
<b>Serie</b>	<b>85,0</b>
<b>Sum</b>	<b>171,0</b>



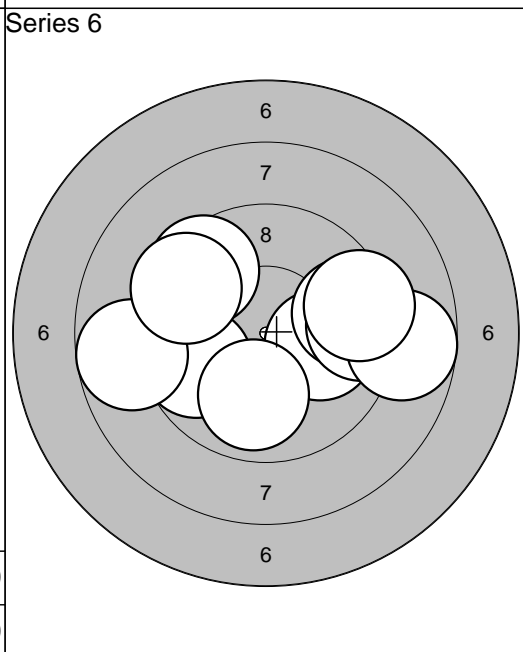
1: 8,7	↖
2: 9,3	←
3: 9,2	↙
4: 8,9	↘
5: 9,0	→
6: 10,8*	↙
7: 2,7	←
8: 8,3	→
9: 10,2*	↓
10: 6,1	←
<b>Serie</b>	<b>79,0</b>
<b>Sum</b>	<b>250,0</b>



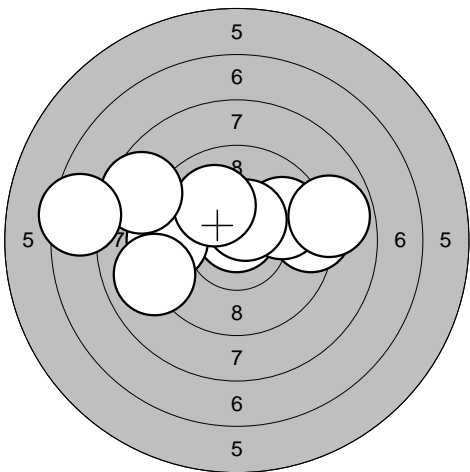
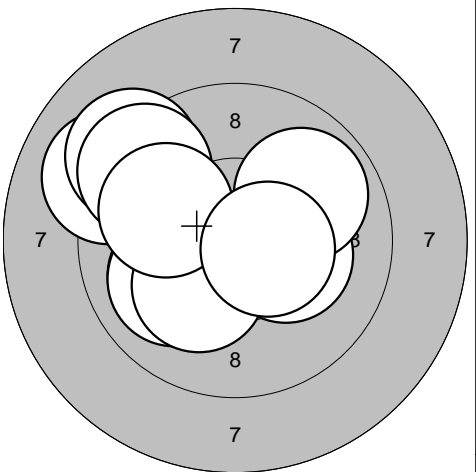
1: 9,5	↗
2: 9,2	↑
3: 9,0	↘
4: 9,5	↓
5: 7,1	→
6: 9,9	↘
7: 9,2	←
8: 8,6	↑
9: 9,3	↗
10: 7,4	→
<b>Serie</b>	<b>85,0</b>
<b>Sum</b>	<b>335,0</b>

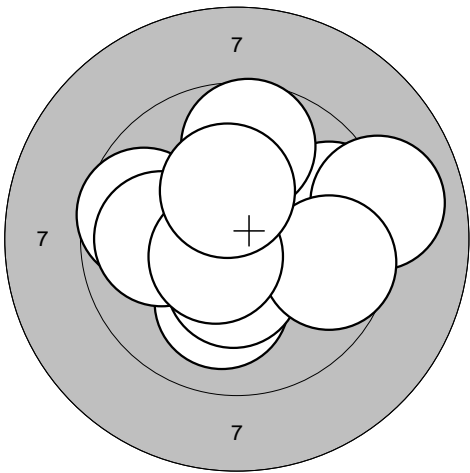
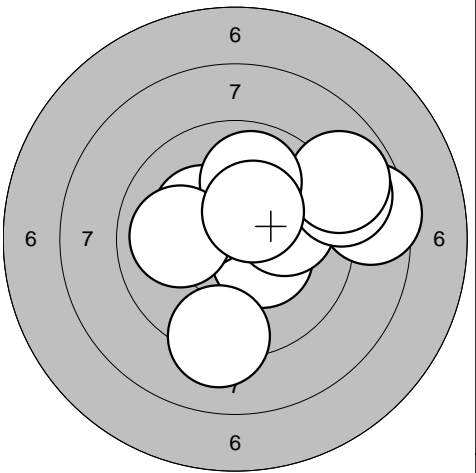


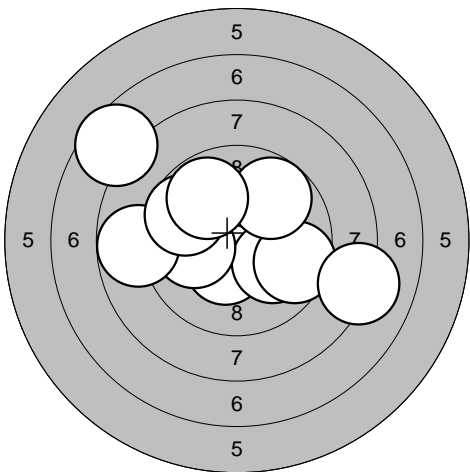
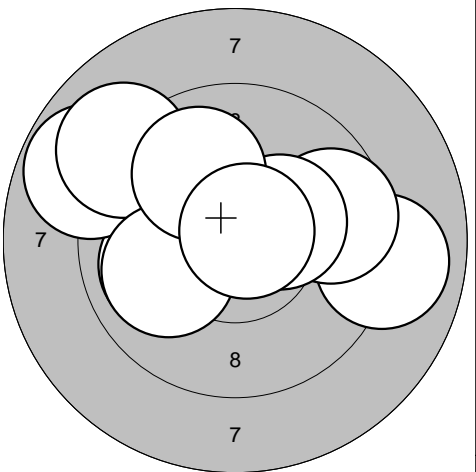
1: 9,6	↑
2: 9,4	↖
3: 9,7	↙
4: 9,7	↙
5: 10,0	←
6: 7,3	←
7: 9,9	↑
8: 10,0	→
9: 6,5	←
10: 9,6	↘
<b>Serie</b>	<b>87,0</b>
<b>Sum</b>	<b>422,0</b>

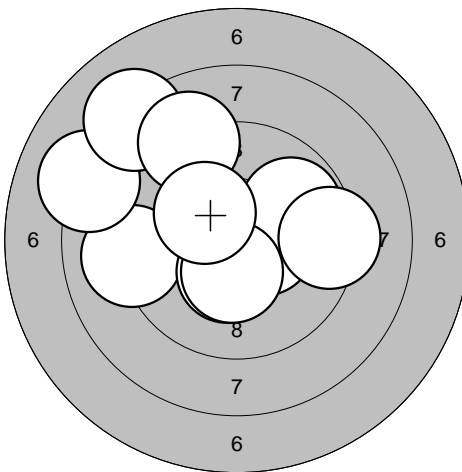
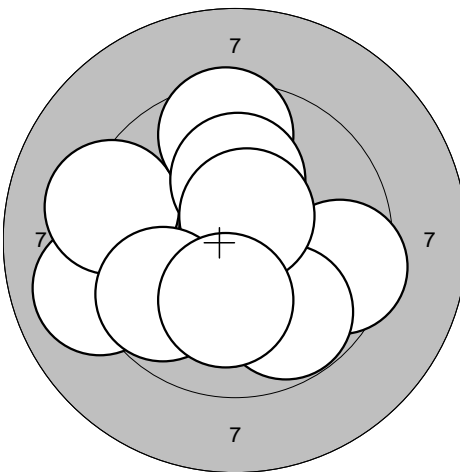


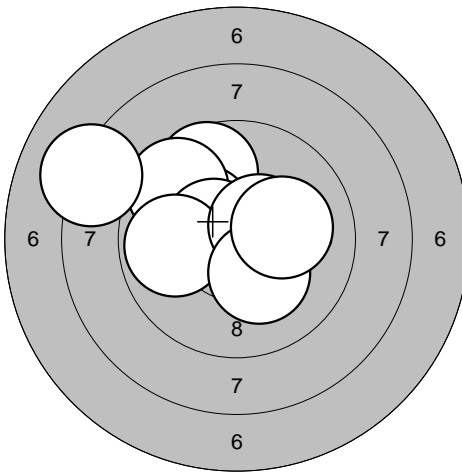
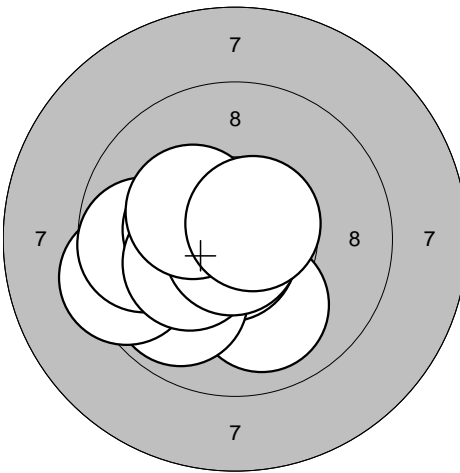
1: 9,5	↖
2: 10,1	→
3: 9,6	→
4: 9,4	→
5: 9,7	←
6: 8,8	←
7: 8,7	→
8: 9,4	→
9: 9,9	↓
10: 9,5	↖
<b>Serie</b>	<b>89,0</b>
<b>Sum</b>	<b>511,0</b>

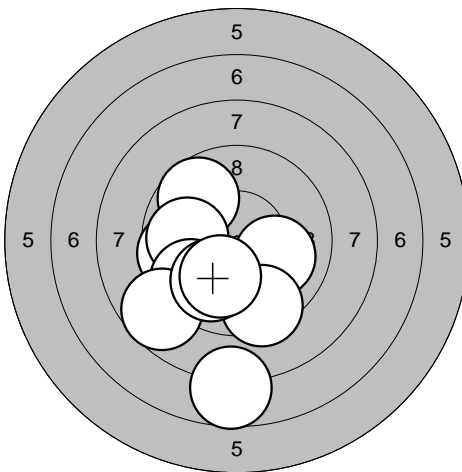
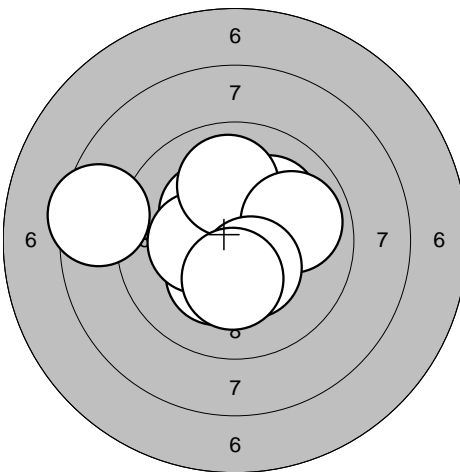
<p>Series 1</p> 	<p>1: 9,3 →</p> <p>2: 10,8* ↑</p> <p>3: 9,8 →</p> <p>4: 10,5* ↑</p> <p>5: 8,8 →</p> <p>6: 9,4 ←</p> <p>7: 9,0 ←</p> <p>8: 10,0 ↑</p> <p>9: 8,6 ↖</p> <p>10: 7,4 ←</p> <hr/> <p>Serie 89,0</p> <hr/> <p>Sum 89,0</p>	<p>Series 2</p> 	<p>1: 9,1 ↖</p> <p>2: 10,0 ↖</p> <p>3: 9,2 ↗</p> <p>4: 10,2* →</p> <p>5: 10,0 ↖</p> <p>6: 10,2* ↘</p> <p>7: 9,9 ↗</p> <p>8: 9,4 ↖</p> <p>9: 10,0 ↖</p> <p>10: 10,5* →</p> <hr/> <p>Serie 96,0</p> <hr/> <p>Sum 185,0</p>
--	---	--	--

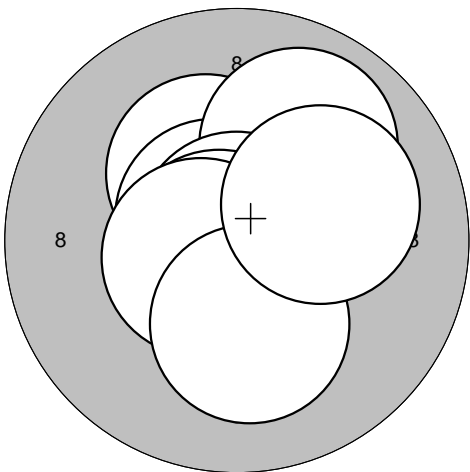
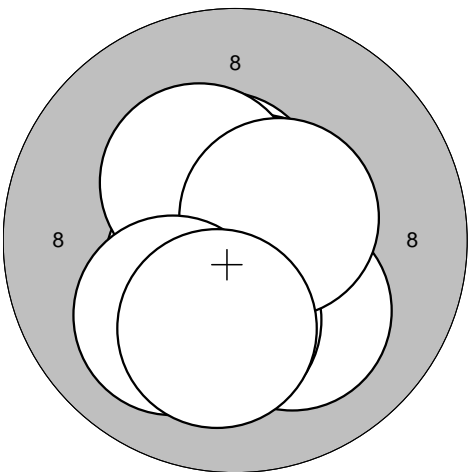
<p>Series 3</p> 	<p>1: 10,1 ↓</p> <p>2: 9,7 ←</p> <p>3: 9,6 →</p> <p>4: 10,4* ↓</p> <p>5: 10,0 ←</p> <p>6: 9,7 ↑</p> <p>7: 9,0 →</p> <p>8: 9,7 →</p> <p>9: 10,6* ↘</p> <p>10: 10,3* ↑</p> <hr/> <p>Serie 95,0</p> <hr/> <p>Sum 280,0</p>	<p>Series 4</p> 	<p>1: 10,4* ↘</p> <p>2: 8,5 →</p> <p>3: 9,2 ↓</p> <p>4: 10,2* ↖</p> <p>5: 10,0 →</p> <p>6: 8,9 →</p> <p>7: 8,9 ↗</p> <p>8: 9,9 ↑</p> <p>9: 10,0 ←</p> <p>10: 10,4* ↗</p> <hr/> <p>Serie 92,0</p> <hr/> <p>Sum 372,0</p>
---	---	---	---

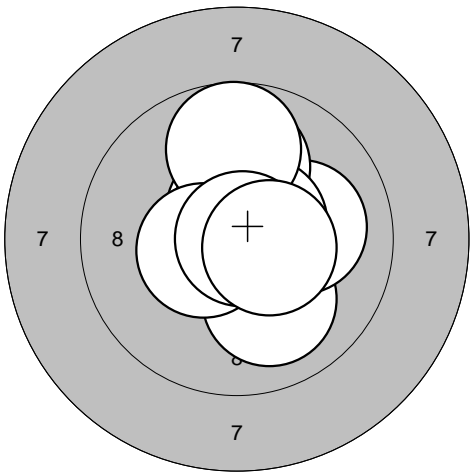
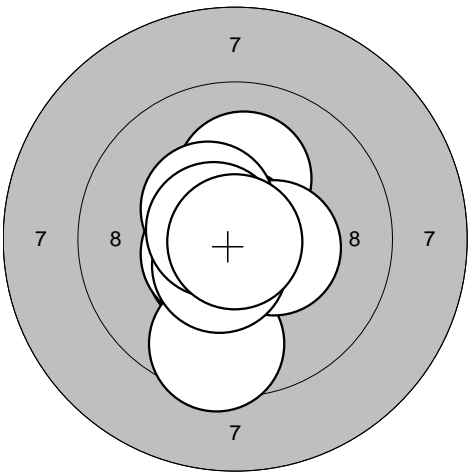
<p>Series 5</p> 	<p>1: 10,4* ↓</p> <p>2: 10,0 ↘</p> <p>3: 9,6 →</p> <p>4: 7,6 ↗</p> <p>5: 8,1 →</p> <p>6: 9,8 ↗</p> <p>7: 10,0 ←</p> <p>8: 8,8 ←</p> <p>9: 9,7 ↗</p> <p>10: 9,8 ↗</p> <hr/> <p>Serie 89,0</p> <hr/> <p>Sum 461,0</p>	<p>Series 6</p> 	<p>1: 10,4* ↗</p> <p>2: 10,0 ←</p> <p>3: 9,0 →</p> <p>4: 9,6 →</p> <p>5: 8,8 ↖</p> <p>6: 10,3* →</p> <p>7: 9,0 ↖</p> <p>8: 10,0 ←</p> <p>9: 10,0 ↗</p> <p>10: 10,8* ↗</p> <hr/> <p>Serie 95,0</p> <hr/> <p>Sum 556,0</p>
--	---	--	--

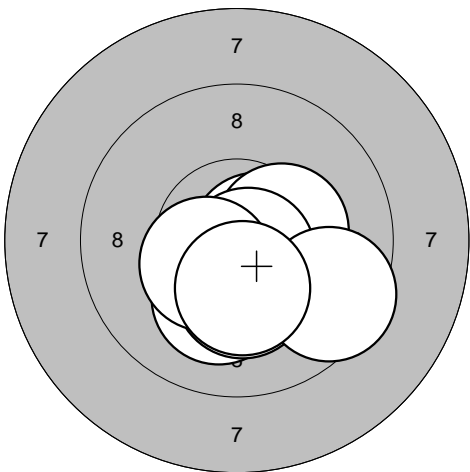
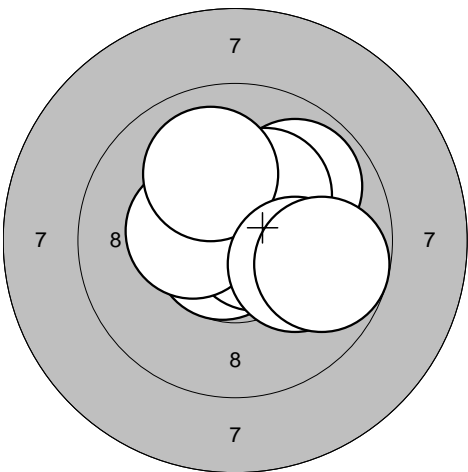
<p>Series 1</p> 	<p>1: 10,5* →</p> <p>2: 9,1 ←</p> <p>3: 10,4* ↓</p> <p>4: 8,2 ↗</p> <p>5: 8,2 ↗</p> <p>6: 9,8 →</p> <p>7: 9,3 →</p> <p>8: 10,4* ↓</p> <p>9: 9,0 ↗</p> <p>10: 10,2* ↗</p> <table border="1" style="width:100%; border-collapse: collapse;"> <tr> <td style="text-align: right;">Serie</td> <td style="text-align: right;">92,0</td> </tr> <tr> <td style="text-align: right;">Sum</td> <td style="text-align: right;">92,0</td> </tr> </table>	Serie	92,0	Sum	92,0	<p>Series 2</p> 	<p>1: 10,7* ↗</p> <p>2: 9,1 ←</p> <p>3: 9,5 →</p> <p>4: 9,3 ←</p> <p>5: 9,8 ↓</p> <p>6: 9,6 ↑</p> <p>7: 10,1 ↑</p> <p>8: 10,6* ↗</p> <p>9: 9,8 ↙</p> <p>10: 10,1 ↓</p> <table border="1" style="width:100%; border-collapse: collapse;"> <tr> <td style="text-align: right;">Serie</td> <td style="text-align: right;">94,0</td> </tr> <tr> <td style="text-align: right;">Sum</td> <td style="text-align: right;">186,0</td> </tr> </table>	Serie	94,0	Sum	186,0
Serie	92,0										
Sum	92,0										
Serie	94,0										
Sum	186,0										

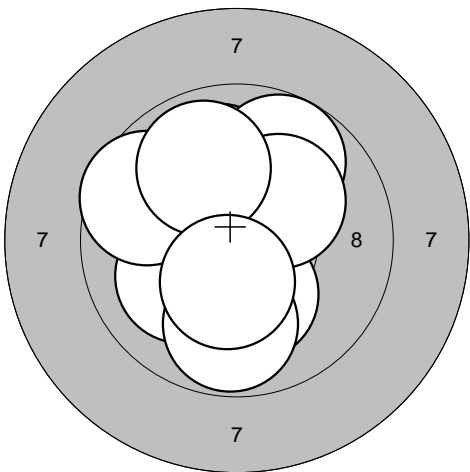
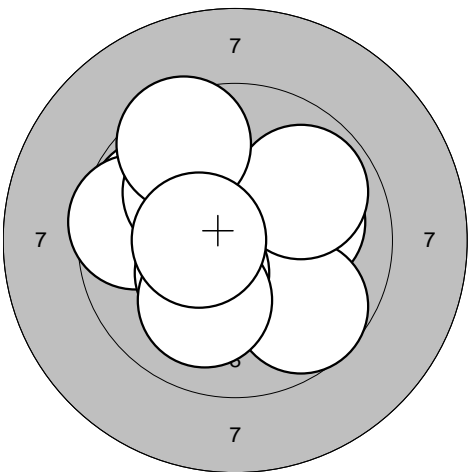
<p>Series 3</p> 	<p>1: 9,7 ↗</p> <p>2: 10,5* ↓</p> <p>3: 10,2* ↗</p> <p>4: 9,6 ↗</p> <p>5: 10,5* ↗</p> <p>6: 8,1 ↗</p> <p>7: 9,9 ←</p> <p>8: 10,5* ↗</p> <p>9: 10,2* ↓</p> <p>10: 10,1 →</p> <table border="1" style="width:100%; border-collapse: collapse;"> <tr> <td style="text-align: right;">Serie</td> <td style="text-align: right;">95,0</td> </tr> <tr> <td style="text-align: right;">Sum</td> <td style="text-align: right;">281,0</td> </tr> </table>	Serie	95,0	Sum	281,0	<p>Series 4</p> 	<p>1: 10,0 ↓</p> <p>2: 10,7* ↓</p> <p>3: 9,9 ↙</p> <p>4: 9,4 ←</p> <p>5: 9,8 ←</p> <p>6: 10,3* ←</p> <p>7: 10,3* ↙</p> <p>8: 10,8* ↓</p> <p>9: 10,3* ↙</p> <p>10: 10,6* ↗</p> <table border="1" style="width:100%; border-collapse: collapse;"> <tr> <td style="text-align: right;">Serie</td> <td style="text-align: right;">97,0</td> </tr> <tr> <td style="text-align: right;">Sum</td> <td style="text-align: right;">378,0</td> </tr> </table>	Serie	97,0	Sum	378,0
Serie	95,0										
Sum	281,0										
Serie	97,0										
Sum	378,0										

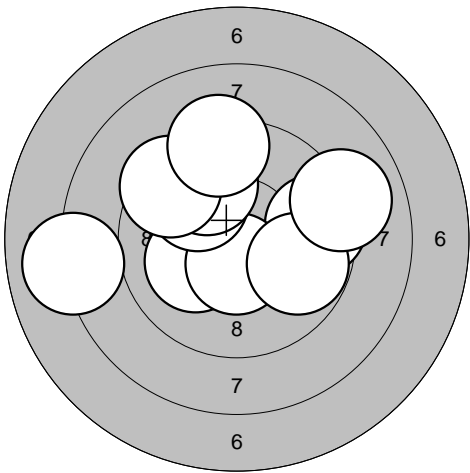
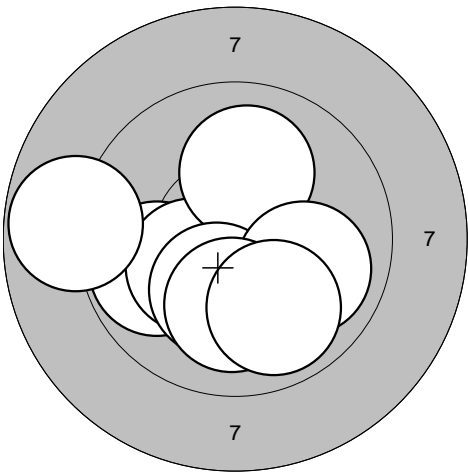
<p>Series 5</p> 	<p>1: 9,7 ↗</p> <p>2: 9,7 ←</p> <p>3: 7,7 ↓</p> <p>4: 10,0 →</p> <p>5: 9,9 ←</p> <p>6: 9,4 ↓</p> <p>7: 9,6 ↙</p> <p>8: 8,7 ↙</p> <p>9: 9,9 ↓</p> <p>10: 10,1 ↓</p> <table border="1" style="width:100%; border-collapse: collapse;"> <tr> <td style="text-align: right;">Serie</td> <td style="text-align: right;">89,0</td> </tr> <tr> <td style="text-align: right;">Sum</td> <td style="text-align: right;">467,0</td> </tr> </table>	Serie	89,0	Sum	467,0	<p>Series 6</p> 	<p>1: 10,8* ↑</p> <p>2: 10,3* ↗</p> <p>3: 10,3* ↓</p> <p>4: 8,5 ←</p> <p>5: 10,1 ↗</p> <p>6: 10,3* ←</p> <p>7: 10,0 ↑</p> <p>8: 9,9 →</p> <p>9: 10,4* ↓</p> <p>10: 10,3* ↓</p> <table border="1" style="width:100%; border-collapse: collapse;"> <tr> <td style="text-align: right;">Serie</td> <td style="text-align: right;">97,0</td> </tr> <tr> <td style="text-align: right;">Sum</td> <td style="text-align: right;">564,0</td> </tr> </table>	Serie	97,0	Sum	564,0
Serie	89,0										
Sum	467,0										
Serie	97,0										
Sum	564,0										

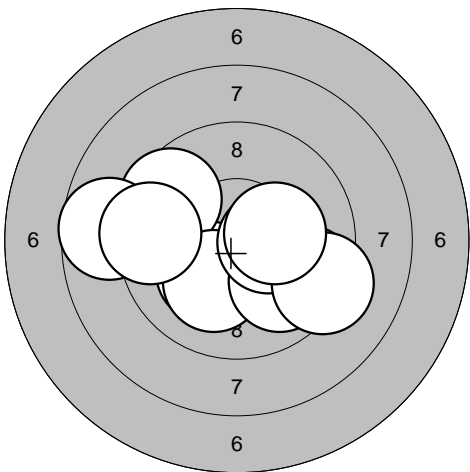
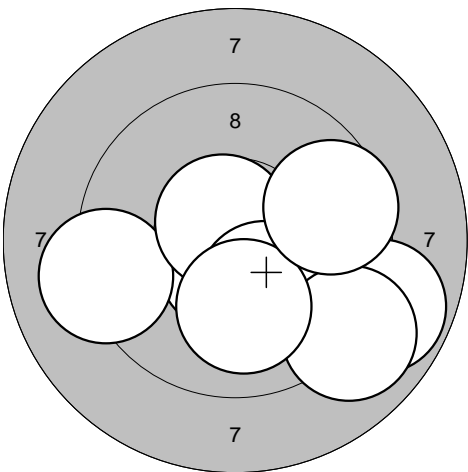
<p>Series 1</p> 	<p>1: 10,3* ↗ 2: 10,3* ↗ 3: 10,3* ↗ 4: 10,7* ↖ 5: 9,9 ↗ 6: 10,9* ↑ 7: 10,8* ↖ 8: 10,6* ↖ 9: 10,2* ↓ 10: 10,1 →</p> <table border="1" style="width:100%; border-collapse: collapse;"> <tr> <td style="text-align: right;">Serie</td> <td style="text-align: right;">99,0</td> </tr> <tr> <td style="text-align: right;">Sum</td> <td style="text-align: right;">99,0</td> </tr> </table>	Serie	99,0	Sum	99,0	<p>Series 2</p> 	<p>1: 10,1 ↓ 2: 10,6* ↖ 3: 10,5* ↑ 4: 10,3* ↓ 5: 10,6* ↗ 6: 10,3* ↖ 7: 10,2* ↓ 8: 10,5* ↗ 9: 10,1 ↖ 10: 10,1 ↓</p> <table border="1" style="width:100%; border-collapse: collapse;"> <tr> <td style="text-align: right;">Serie</td> <td style="text-align: right;">100,0</td> </tr> <tr> <td style="text-align: right;">Sum</td> <td style="text-align: right;">199,0</td> </tr> </table>	Serie	100,0	Sum	199,0
Serie	99,0										
Sum	99,0										
Serie	100,0										
Sum	199,0										

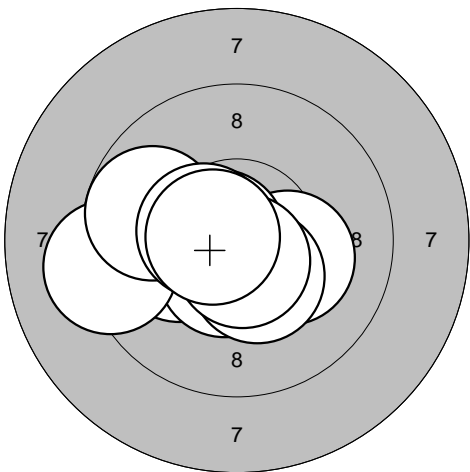
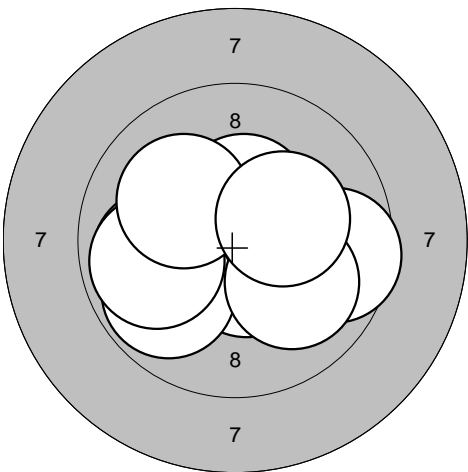
<p>Series 3</p> 	<p>1: 10,0 ↓ 2: 10,1 → 3: 10,6* ↑ 4: 10,7* ← 5: 10,0 ↑ 6: 10,6* ↗ 7: 9,7 ↑ 8: 10,5* ← 9: 10,9* → 10: 10,5* →</p> <table border="1" style="width:100%; border-collapse: collapse;"> <tr> <td style="text-align: right;">Serie</td> <td style="text-align: right;">99,0</td> </tr> <tr> <td style="text-align: right;">Sum</td> <td style="text-align: right;">298,0</td> </tr> </table>	Serie	99,0	Sum	298,0	<p>Series 4</p> 	<p>1: 10,5* ↖ 2: 10,2* ↑ 3: 10,9* ↑ 4: 10,5* ↖ 5: 9,5 ↓ 6: 10,4* → 7: 10,4* ↖ 8: 10,6* ↓ 9: 10,6* ↖ 10: 10,9* ↓</p> <table border="1" style="width:100%; border-collapse: collapse;"> <tr> <td style="text-align: right;">Serie</td> <td style="text-align: right;">99,0</td> </tr> <tr> <td style="text-align: right;">Sum</td> <td style="text-align: right;">397,0</td> </tr> </table>	Serie	99,0	Sum	397,0
Serie	99,0										
Sum	298,0										
Serie	99,0										
Sum	397,0										

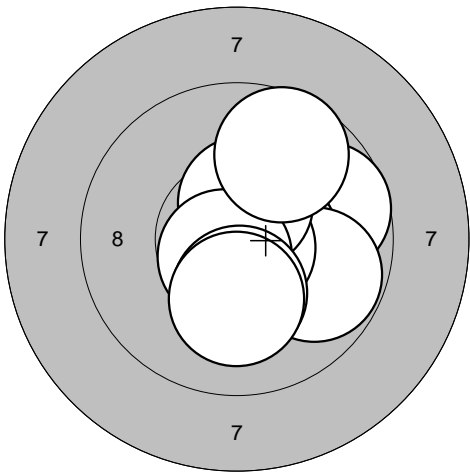
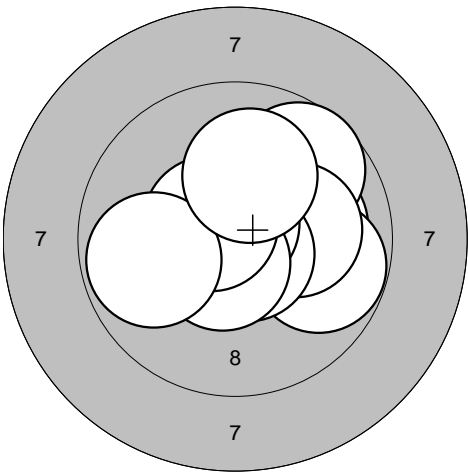
<p>Series 5</p> 	<p>1: 10,4* → 2: 10,7* → 3: 10,5* ↓ 4: 10,3* → 5: 10,1 ↓ 6: 10,7* ↓ 7: 10,3* ↓ 8: 10,4* ↖ 9: 9,5 ↘ 10: 10,3* ↓</p> <table border="1" style="width:100%; border-collapse: collapse;"> <tr> <td style="text-align: right;">Serie</td> <td style="text-align: right;">99,0</td> </tr> <tr> <td style="text-align: right;">Sum</td> <td style="text-align: right;">496,0</td> </tr> </table>	Serie	99,0	Sum	496,0	<p>Series 6</p> 	<p>1: 10,7* ↖ 2: 10,4* ↑ 3: 9,9 → 4: 9,9 ↗ 5: 10,7* → 6: 10,2* ↗ 7: 10,4* ← 8: 10,0 ↑ 9: 10,1 → 10: 9,7 →</p> <table border="1" style="width:100%; border-collapse: collapse;"> <tr> <td style="text-align: right;">Serie</td> <td style="text-align: right;">97,0</td> </tr> <tr> <td style="text-align: right;">Sum</td> <td style="text-align: right;">593,0</td> </tr> </table>	Serie	97,0	Sum	593,0
Serie	99,0										
Sum	496,0										
Serie	97,0										
Sum	593,0										

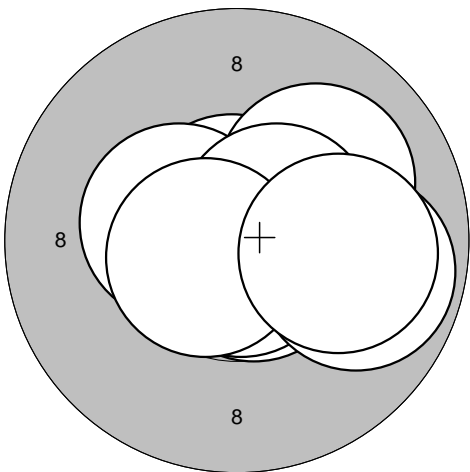
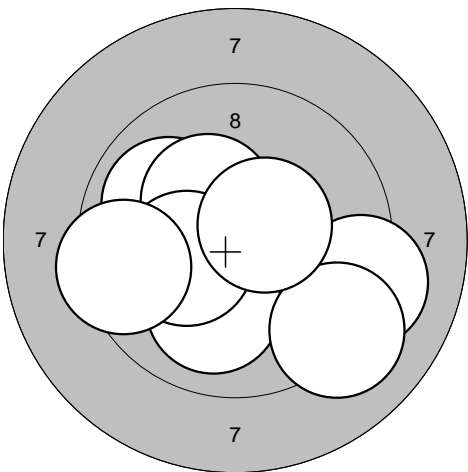
<p>Series 1</p> 	<p>1: 10,1 ↙ 2: 10,0 ↗ 3: 9,6 ↖ 4: 10,0 ↗ 5: 9,8 ↗ 6: 10,2* ↘ 7: 10,2* ↗ 8: 9,8 ↘ 9: 9,9 ↗ 10: 10,4* ↘</p> <p>Serie 96,0 Sum 96,0</p>	<p>Series 2</p> 	<p>1: 9,8 ↖ 2: 9,6 ↖ 3: 10,1 → 4: 10,1 ↗ 5: 9,7 ↘ 6: 10,3* ↘ 7: 10,1 ↘ 8: 9,8 ↗ 9: 9,5 ↗ 10: 10,5* ←</p> <p>Serie 95,0 Sum 191,0</p>
--	---	--	--

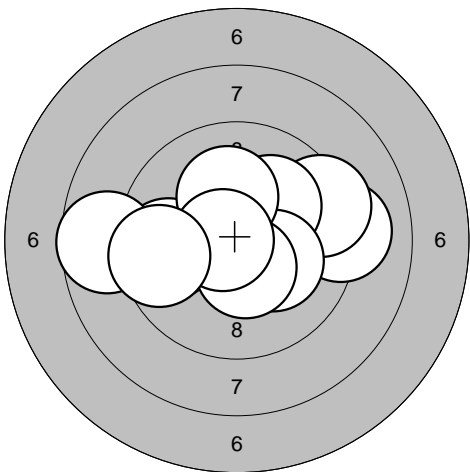
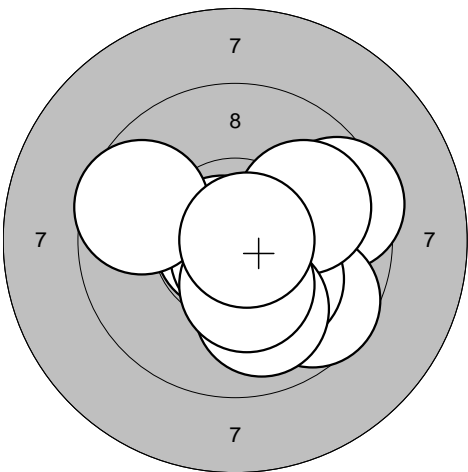
<p>Series 3</p> 	<p>1: 9,5 → 2: 10,1 ↖ 3: 10,5* ↘ 4: 10,0 ↗ 5: 8,0 ← 6: 9,8 ↗ 7: 9,8 → 8: 9,0 → 9: 9,5 ↗ 10: 9,3 ↗</p> <p>Serie 92,0 Sum 283,0</p>	<p>Series 4</p> 	<p>1: 10,2* ↘ 2: 9,8 ↖ 3: 10,3* ↘ 4: 10,3* ↖ 5: 8,8 ← 6: 10,0 ↗ 7: 10,2* ↘ 8: 10,0 → 9: 10,1 ↘ 10: 9,9 ↘</p> <p>Serie 96,0 Sum 379,0</p>
---	---	---	--

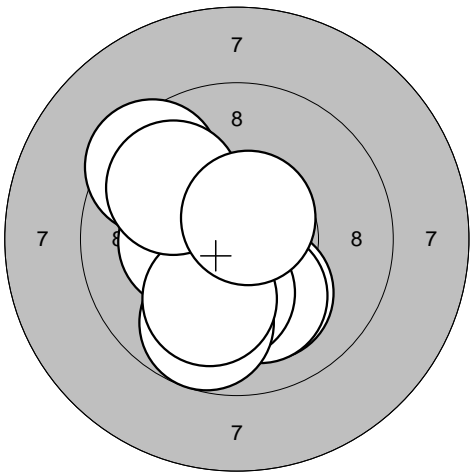
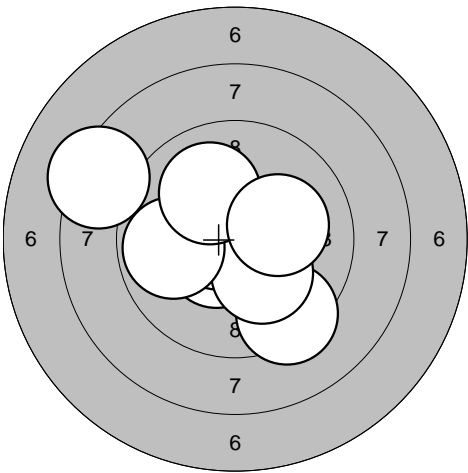
<p>Series 5</p> 	<p>1: 10,2* ↘ 2: 9,6 ↗ 3: 10,1 ↘ 4: 9,6 → 5: 9,9 ↘ 6: 8,7 ← 7: 9,4 ← 8: 10,4* → 9: 9,3 ↘ 10: 10,3* →</p> <p>Serie 93,0 Sum 472,0</p>	<p>Series 6</p> 	<p>1: 10,4* ↘ 2: 10,6* ↘ 3: 9,2 ← 4: 10,4* → 5: 10,7* ↗ 6: 8,8 ↘ 7: 10,2* ↘ 8: 9,0 ↘ 9: 10,0 ↘ 10: 9,6 →</p> <p>Serie 95,0 Sum 567,0</p>
--	--	--	--

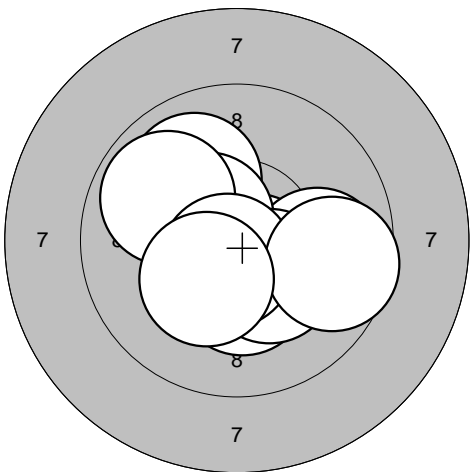
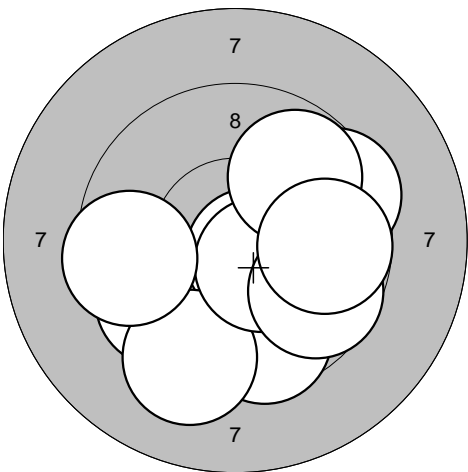
<p>Series 1</p> 	<p>1: 10,2* →</p> <p>2: 10,2* ←</p> <p>3: 10,5* ↓</p> <p>4: 9,2 ←</p> <p>5: 10,7* ←</p> <p>6: 10,4* ↓</p> <p>7: 10,7* ↓</p> <p>8: 9,8 ←</p> <p>9: 10,5* ←</p> <p>10: 10,6* ←</p>	<p>Series 2</p> 	<p>1: 10,4* ↑</p> <p>2: 10,5* ↓</p> <p>3: 10,0 ←</p> <p>4: 10,8* →</p> <p>5: 9,6 →</p> <p>6: 9,8 ←</p> <p>7: 9,9 ←</p> <p>8: 10,1 ↗</p> <p>9: 10,0 ↓</p> <p>10: 10,3* →</p>
Serie 98,0	Serie 97,0	Serie 97,0	Serie 97,0
Sum 98,0	Sum 195,0	Sum 195,0	Sum 195,0

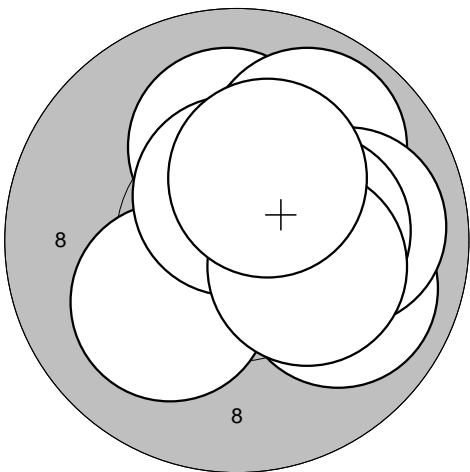
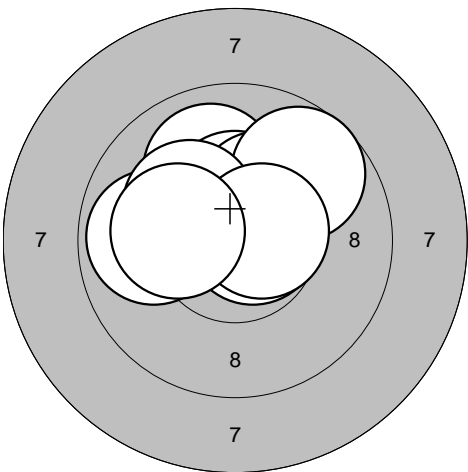
<p>Series 3</p> 	<p>1: 9,7 →</p> <p>2: 10,5* →</p> <p>3: 10,5* →</p> <p>4: 9,8 →</p> <p>5: 10,8* →</p> <p>6: 10,5* ↑</p> <p>7: 10,7* ↓</p> <p>8: 10,2* ↓</p> <p>9: 10,1 ↓</p> <p>10: 9,7 ↗</p>	<p>Series 4</p> 	<p>1: 10,1 →</p> <p>2: 9,8 →</p> <p>3: 9,7 ↗</p> <p>4: 10,1 →</p> <p>5: 10,7* ↓</p> <p>6: 10,7* ↑</p> <p>7: 10,6* ↓</p> <p>8: 10,6* ↖</p> <p>9: 9,9 ←</p> <p>10: 10,1 ↑</p>
Serie 97,0	Serie 97,0	Serie 97,0	Serie 97,0
Sum 292,0	Sum 389,0	Sum 389,0	Sum 389,0

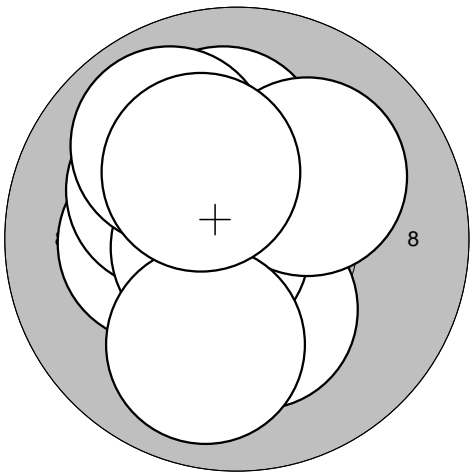
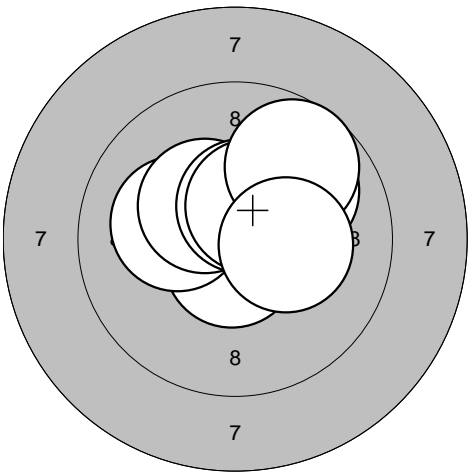
<p>Series 5</p> 	<p>1: 10,6* ←</p> <p>2: 10,7* ↑</p> <p>3: 10,0 →</p> <p>4: 10,7* ↓</p> <p>5: 10,4* ←</p> <p>6: 10,8* ↓</p> <p>7: 10,6* →</p> <p>8: 10,6* ←</p> <p>9: 9,8 →</p> <p>10: 10,0 →</p>	<p>Series 6</p> 	<p>1: 10,5* ←</p> <p>2: 10,0 ↓</p> <p>3: 10,2* ↖</p> <p>4: 9,9 ↖</p> <p>5: 10,3* ↗</p> <p>6: 10,3* ←</p> <p>7: 9,2 →</p> <p>8: 9,4 ←</p> <p>9: 9,1 ↓</p> <p>10: 10,5* →</p>
Serie 99,0	Serie 96,0	Serie 96,0	Serie 96,0
Sum 488,0	Sum 584,0	Sum 584,0	Sum 584,0

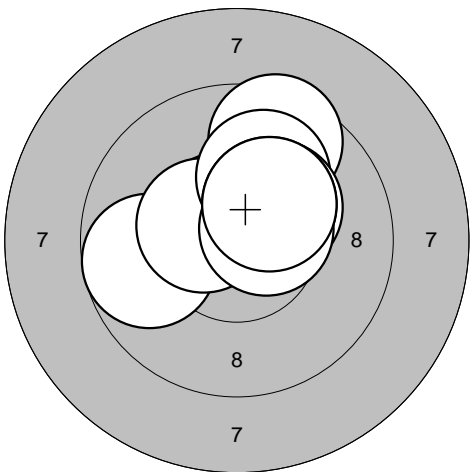
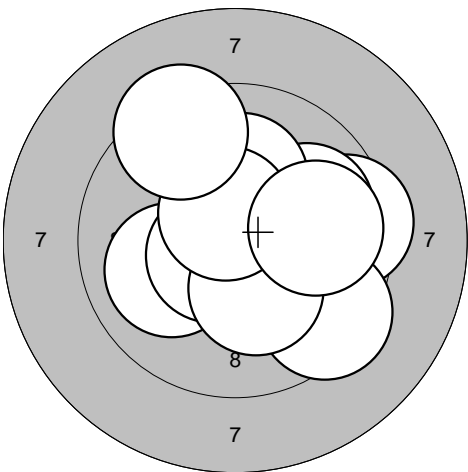
<p>Series 1</p> 	<p>1: 9,1 →</p> <p>2: 9,4 →</p> <p>3: 10,1 ↗</p> <p>4: 10,2* ↘</p> <p>5: 9,8 ←</p> <p>6: 8,7 ←</p> <p>7: 10,5* ↓</p> <p>8: 10,2* ↑</p> <p>9: 10,7* ←</p> <p>10: 9,6 ←</p>	<p>Series 2</p> 	<p>1: 9,5 →</p> <p>2: 10,8* ←</p> <p>3: 9,6 ↘</p> <p>4: 10,8* ↓</p> <p>5: 9,6 ←</p> <p>6: 10,2* ↘</p> <p>7: 9,9 →</p> <p>8: 10,0 ↓</p> <p>9: 10,3* ↓</p> <p>10: 10,8* →</p>
Serie 94,0	Serie 96,0	Serie 96,0	Serie 96,0
Sum 94,0	Sum 94,0	Sum 190,0	Sum 190,0

<p>Series 3</p> 	<p>1: 10,1 ↓</p> <p>2: 10,1 ↓</p> <p>3: 10,7* ←</p> <p>4: 10,3* ←</p> <p>5: 10,2* ↓</p> <p>6: 9,8 ↓</p> <p>7: 9,5 ↗</p> <p>8: 10,1 ↓</p> <p>9: 9,9 ↗</p> <p>10: 10,6* ↗</p>	<p>Series 4</p> 	<p>1: 10,5* ↙</p> <p>2: 10,9* ↖</p> <p>3: 9,3 ↓</p> <p>4: 10,4* ←</p> <p>5: 8,3 ↖</p> <p>6: 10,7* ←</p> <p>7: 10,2* ↓</p> <p>8: 9,9 ←</p> <p>9: 10,0 ↗</p> <p>10: 10,1 →</p>
Serie 97,0	Serie 97,0	Serie 96,0	Serie 96,0
Sum 287,0	Sum 287,0	Sum 383,0	Sum 383,0

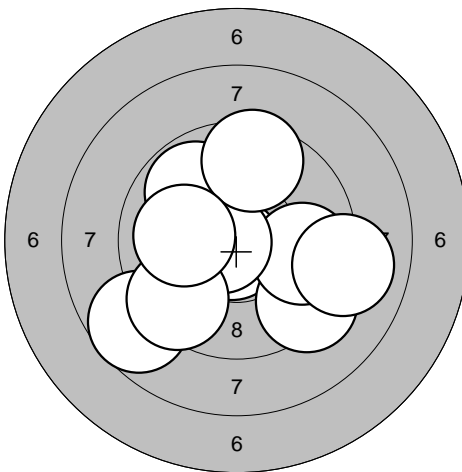
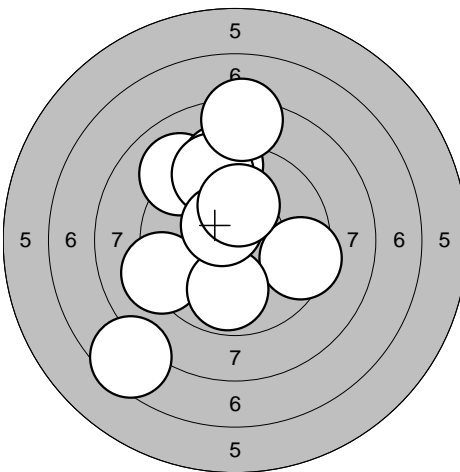
<p>Series 5</p> 	<p>1: 10,6* ↓</p> <p>2: 10,0 ↗</p> <p>3: 9,8 →</p> <p>4: 10,5* ↗</p> <p>5: 10,3* ↓</p> <p>6: 9,9 ↗</p> <p>7: 10,3* ↓</p> <p>8: 10,6* ↓</p> <p>9: 9,6 →</p> <p>10: 10,3* ↙</p>	<p>Series 6</p> 	<p>1: 9,6 ↓</p> <p>2: 9,7 ↙</p> <p>3: 10,6* ↘</p> <p>4: 9,3 ↓</p> <p>5: 9,5 →</p> <p>6: 10,4* ↘</p> <p>7: 9,8 ↗</p> <p>8: 9,5 ←</p> <p>9: 9,7 ↘</p> <p>10: 9,7 →</p>
Serie 97,0	Serie 97,0	Serie 92,0	Serie 92,0
Sum 480,0	Sum 480,0	Sum 572,0	Sum 572,0

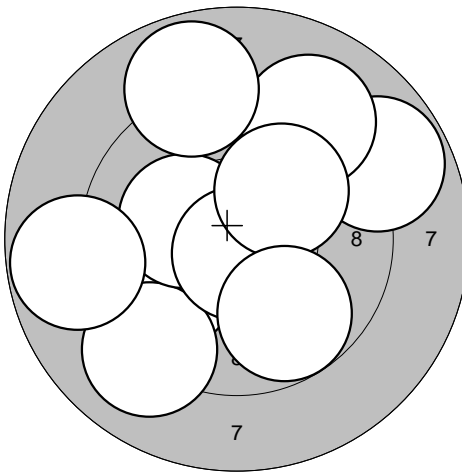
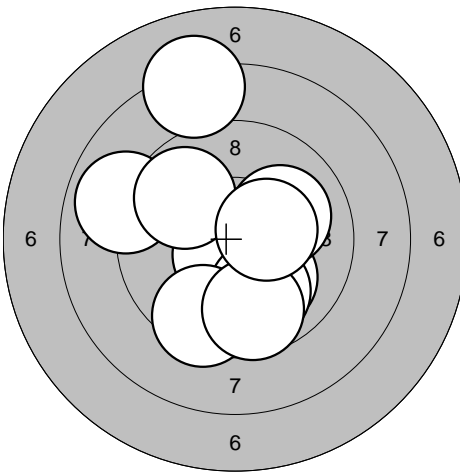
<p>Series 1</p> 	<p>1: 10,1    ↑</p> <p>2: 10,2*    ↙</p> <p>3: 10,6*    ↑</p> <p>4: 10,0    ↗</p> <p>5: 9,9    ↗</p> <p>6: 9,9    →</p> <p>7: 9,9    →</p> <p>8: 10,2*    →</p> <p>9: 10,3*    →</p> <p>10: 10,3*    ↑</p>	<p>Series 2</p> 	<p>1: 10,4*    ↑</p> <p>2: 9,9    ←</p> <p>3: 10,0    ↑</p> <p>4: 10,4*    ↑</p> <p>5: 10,3*    ↗</p> <p>6: 9,7    ↗</p> <p>7: 10,2*    ↖</p> <p>8: 10,7*    →</p> <p>9: 10,6*    →</p> <p>10: 10,2*    ←</p>
Serie    97,0	Serie    98,0	Serie    98,0	Serie    98,0
Sum    97,0	Sum    195,0	Sum    195,0	Sum    195,0

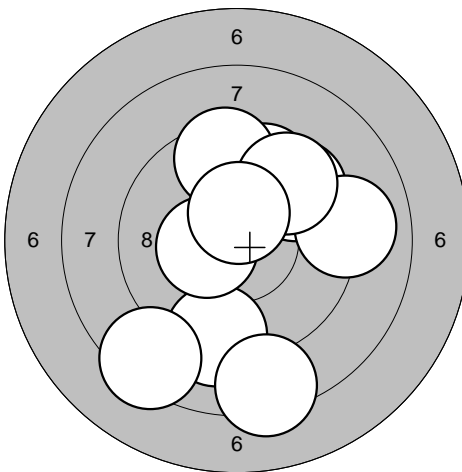
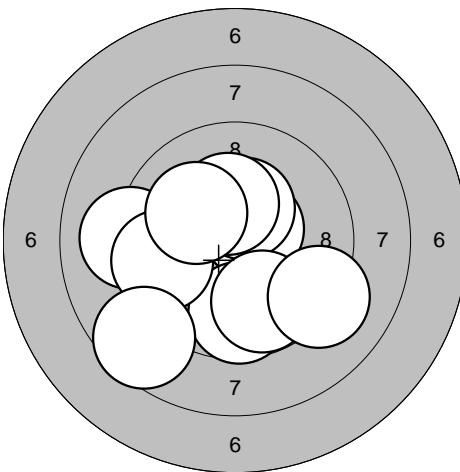
<p>Series 3</p> 	<p>1: 10,2*    ←</p> <p>2: 10,2*    ↖</p> <p>3: 10,7*    ↑</p> <p>4: 10,3*    ↓</p> <p>5: 10,1    ↑</p> <p>6: 10,7*    ←</p> <p>7: 10,1    ↗</p> <p>8: 9,9    ↓</p> <p>9: 9,9    ↖</p> <p>10: 10,3*    ↖</p>	<p>Series 4</p> 	<p>1: 10,7*    ↓</p> <p>2: 10,2*    ↗</p> <p>3: 10,0    ↗</p> <p>4: 10,2*    ←</p> <p>5: 10,4*    ↖</p> <p>6: 10,2*    ↗</p> <p>7: 10,5*    ↑</p> <p>8: 10,5*    ↗</p> <p>9: 9,7    ↗</p> <p>10: 10,3*    →</p>
Serie    98,0	Serie    99,0	Serie    99,0	Serie    99,0
Sum    293,0	Sum    392,0	Sum    392,0	Sum    392,0

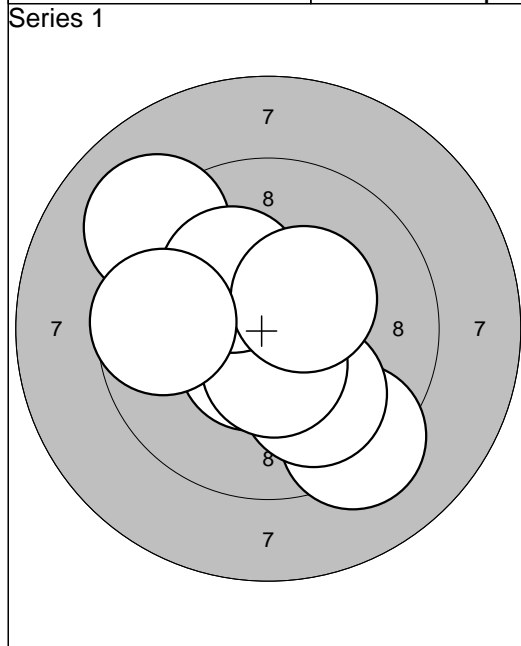
<p>Series 5</p> 	<p>1: 9,7    ←</p> <p>2: 9,5    ↑</p> <p>3: 10,6*    ↖</p> <p>4: 10,6*    ↗</p> <p>5: 10,5*    ↖</p> <p>6: 10,0    ↑</p> <p>7: 10,3*    ↗</p> <p>8: 10,3*    ↗</p> <p>9: 10,5*    →</p> <p>10: 10,3*    ↗</p>	<p>Series 6</p> 	<p>1: 9,4    →</p> <p>2: 9,9    →</p> <p>3: 10,1    ↑</p> <p>4: 10,0    ←</p> <p>5: 9,4    ↘</p> <p>6: 10,6*    ↖</p> <p>7: 10,2*    ↓</p> <p>8: 10,6*    ↑</p> <p>9: 9,4    ↖</p> <p>10: 9,9    →</p>
Serie    98,0	Serie    95,0	Serie    95,0	Serie    95,0
Sum    490,0	Sum    585,0	Sum    585,0	Sum    585,0



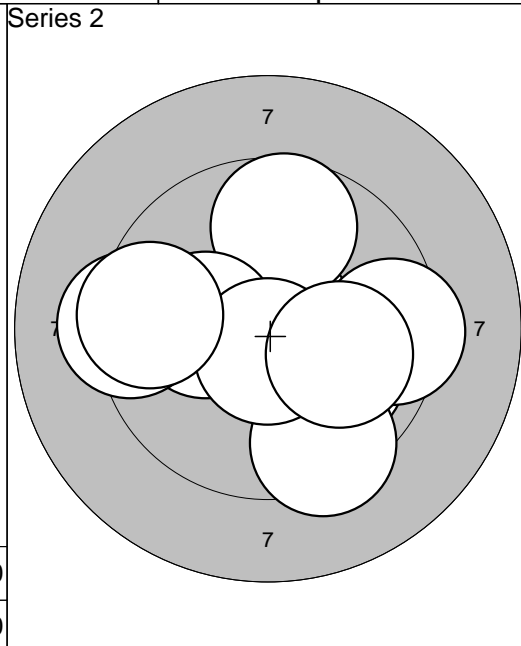
<p>Series 1</p> 	<p>Series 2</p> 	
1: 10,8* ↘ 2: 9,3 ↘ 3: 8,7 ↙ 4: 9,8 → 5: 9,8 ↗ 6: 10,6* ← 7: 9,5 ↙ 8: 9,5 ↑ 9: 9,0 → 10: 10,0 ←	1: 9,1 ↗ 2: 9,2 ← 3: 9,5 → 4: 9,9 ↓ 5: 7,5 ↙ 6: 9,3 ↑ 7: 9,4 ↗ 8: 8,3 ↑ 9: 10,5* ↗ 10: 10,2* ↑	
Serie 92,0	Serie 89,0	
Sum 92,0	Sum 181,0	

<p>Series 3</p> 	<p>Series 4</p> 	
1: 9,9 ↙ 2: 9,1 ↙ 3: 8,8 → 4: 10,2* ← 5: 9,1 ↗ 6: 8,9 ↑ 7: 10,7* ↓ 8: 10,1 ↗ 9: 8,8 ← 10: 9,8 ↘	1: 10,1 ↘ 2: 8,9 ← 3: 10,0 → 4: 10,6* ↙ 5: 9,9 ↓ 6: 9,5 ↓ 7: 9,7 ↓ 8: 9,8 ↗ 9: 8,2 ↑ 10: 10,4* →	
Serie 90,0	Serie 92,0	
Sum 271,0	Sum 363,0	

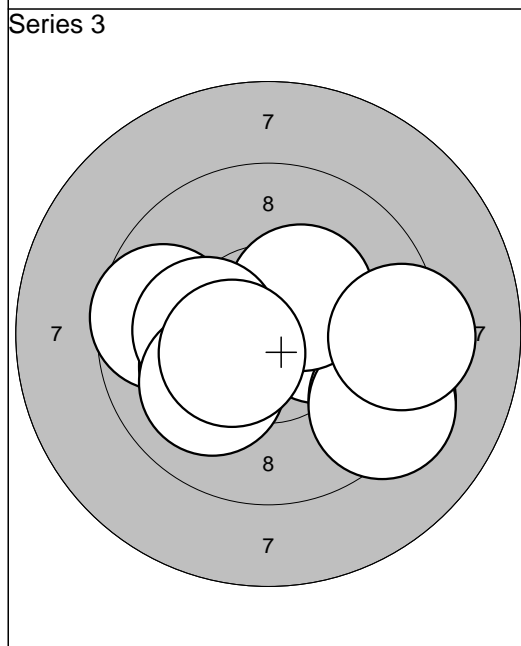
<p>Series 5</p> 	<p>Series 6</p> 	
1: 9,6 ↗ 2: 9,7 ↗ 3: 9,5 ↑ 4: 9,2 ↓ 5: 8,3 ↓ 6: 10,4* ← 7: 9,0 → 8: 8,4 ↙ 9: 9,6 ↗ 10: 10,5* ↑	1: 10,6* ↗ 2: 9,7 ↓ 3: 9,1 ← 4: 10,4* ↑ 5: 9,6 ← 6: 9,8 ↓ 7: 8,6 ↙ 8: 10,3* ↑ 9: 9,2 ↘ 10: 10,1 ↗	
Serie 90,0	Serie 93,0	
Sum 453,0	Sum 546,0	



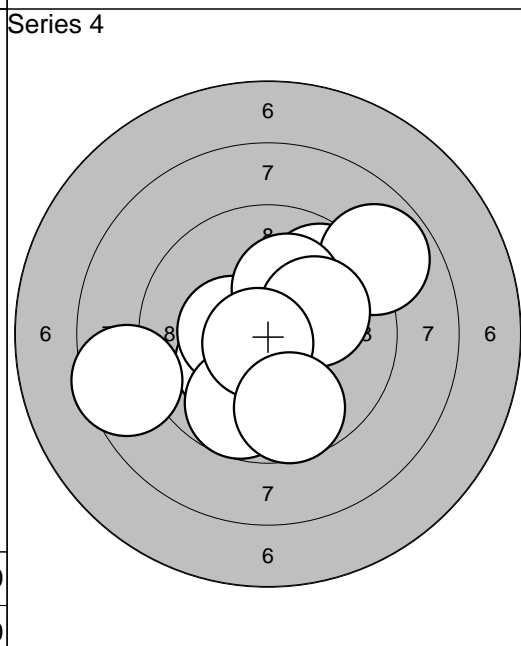
1: 10,7*	↗
2: 9,3	↘
3: 10,0	↘
4: 9,1	↗
5: 10,5*	↘
6: 10,8*	↗
7: 10,5*	↘
8: 10,2*	↗
9: 10,4*	↗
10: 9,7	←
<b>Serie</b>	<b>97,0</b>
<b>Sum</b>	<b>97,0</b>



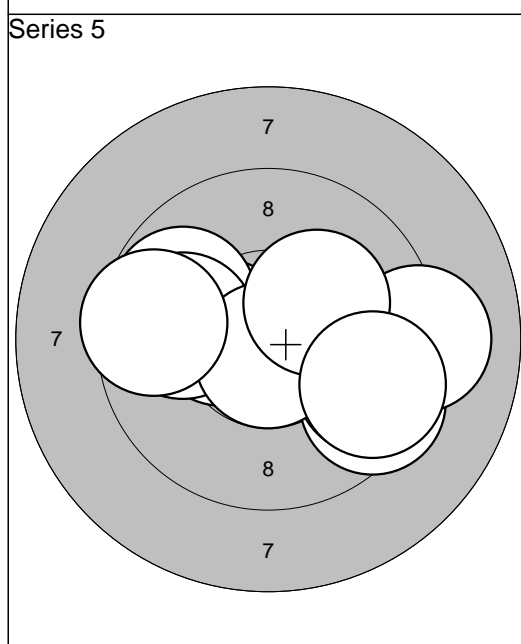
1: 10,0	↘
2: 9,4	↘
3: 10,8*	↗
4: 9,7	↑
5: 9,4	→
6: 10,2*	←
7: 9,3	←
8: 10,7*	↓
9: 10,0	→
10: 9,5	←
<b>Serie</b>	<b>95,0</b>
<b>Sum</b>	<b>192,0</b>



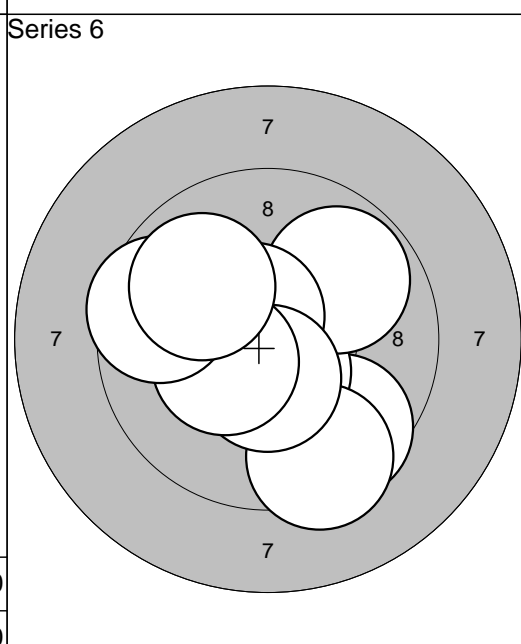
1: 9,7	←
2: 10,3*	→
3: 9,3	↘
4: 9,3	↘
5: 10,4*	↗
6: 10,2*	←
7: 10,2*	←
8: 10,0	↘
9: 9,3	→
10: 10,4*	↙
<b>Serie</b>	<b>96,0</b>
<b>Sum</b>	<b>288,0</b>



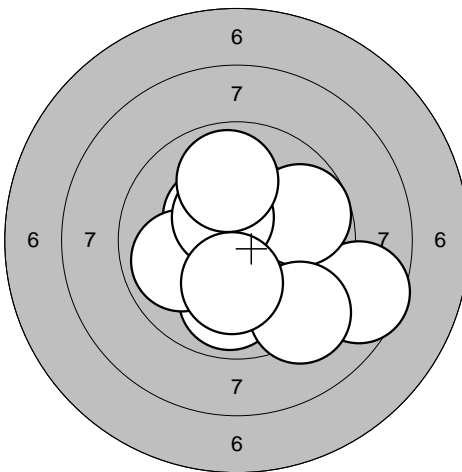
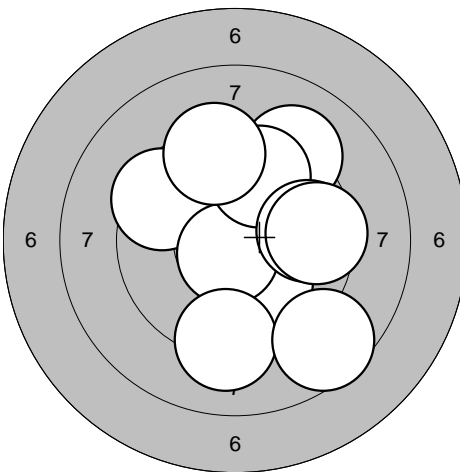
1: 10,2*	↙
2: 9,7	↗
3: 8,5	←
4: 10,4*	←
5: 8,9	↗
6: 10,2*	↗
7: 10,1	↗
8: 9,7	↘
9: 10,7*	↙
10: 9,7	↘
<b>Serie</b>	<b>93,0</b>
<b>Sum</b>	<b>381,0</b>

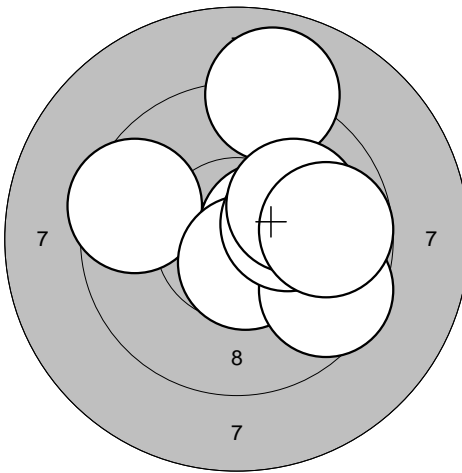
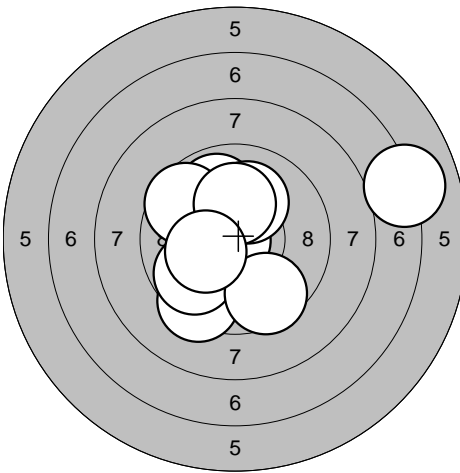


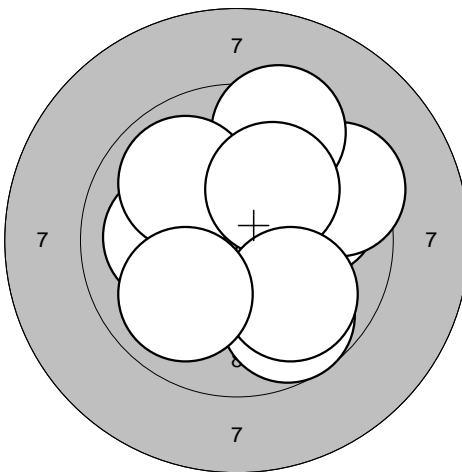
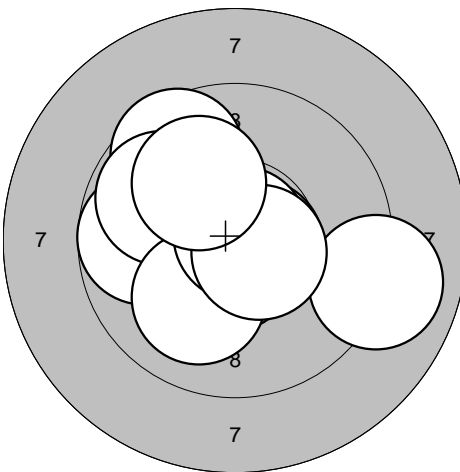
1: 10,4*	←
2: 9,4	↘
3: 9,8	↖
4: 9,9	←
5: 9,6	↘
6: 10,7*	↓
7: 9,1	→
8: 10,2*	↗
9: 9,5	←
10: 9,5	↘
<b>Serie</b>	<b>93,0</b>
<b>Sum</b>	<b>474,0</b>

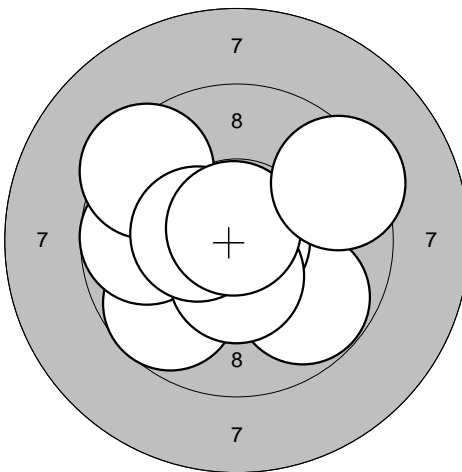
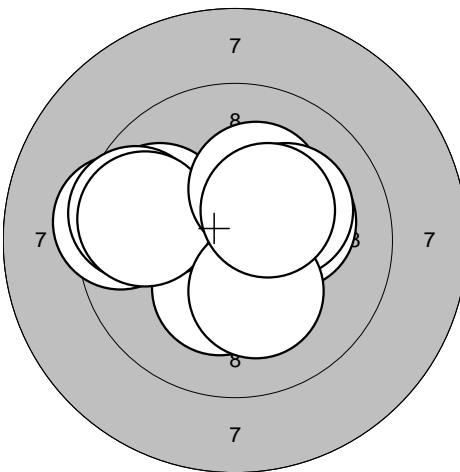
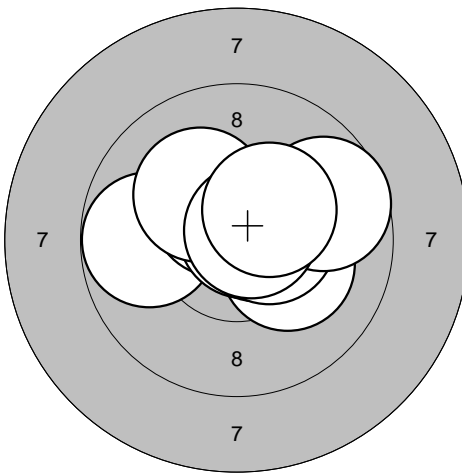


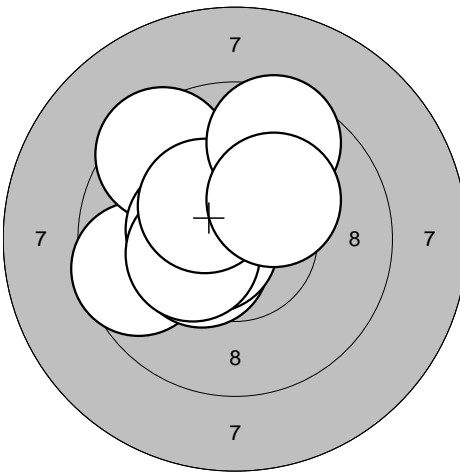
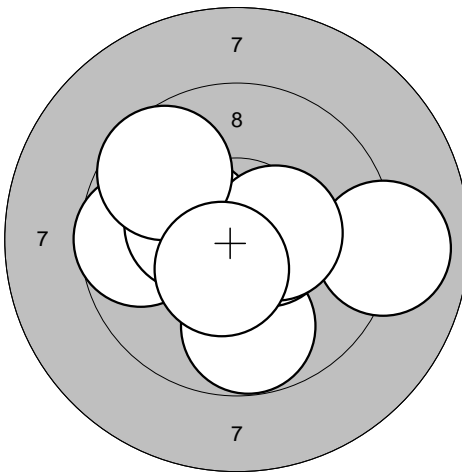
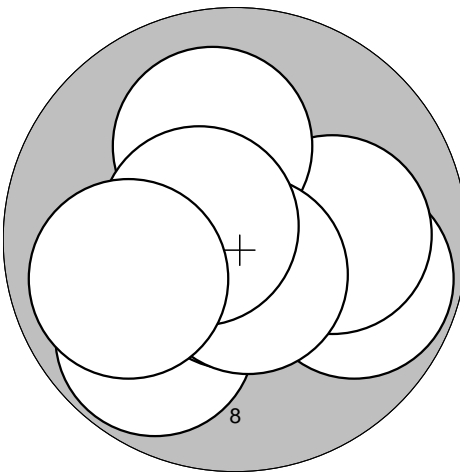
1: 10,0	↖
2: 9,6	↘
3: 10,5*	↘
4: 9,8	↗
5: 9,4	↘
6: 10,6*	↗
7: 10,5*	↓
8: 10,4*	↙
9: 9,6	←
10: 9,9	↗
<b>Serie</b>	<b>95,0</b>
<b>Sum</b>	<b>569,0</b>

<p>Series 1</p> 	<p>1: 9,9 ↓</p> <p>2: 8,6 →</p> <p>3: 10,4* ↗</p> <p>4: 10,3* ↑</p> <p>5: 9,9 ←</p> <p>6: 9,7 →</p> <p>7: 9,2 ↓</p> <p>8: 10,5* ↗</p> <p>9: 10,2* ↓</p> <p>10: 9,9 ↑</p>	<p>Series 2</p> 	<p>1: 10,1 ↓</p> <p>2: 9,5 ↖</p> <p>3: 10,7* ↓</p> <p>4: 9,2 ↓</p> <p>5: 9,2 ↗</p> <p>6: 9,7 ↗</p> <p>7: 9,4 ↑</p> <p>8: 9,7 →</p> <p>9: 8,6 ↓</p> <p>10: 9,5 →</p>
Serie 93,0		Serie 91,0	
Sum 93,0		Sum 184,0	

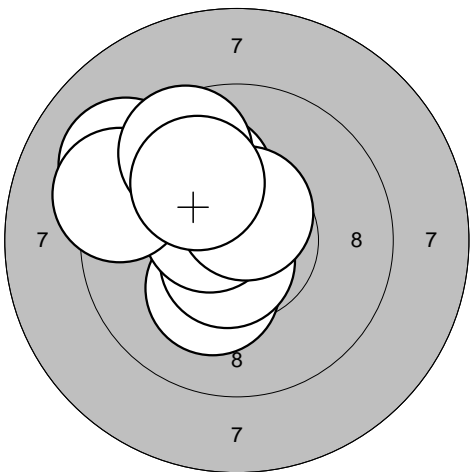
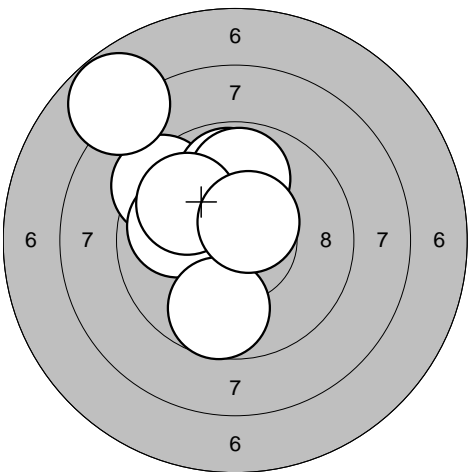
<p>Series 3</p> 	<p>1: 9,0 ↑</p> <p>2: 10,1 →</p> <p>3: 10,6* →</p> <p>4: 9,5 ←</p> <p>5: 10,5* →</p> <p>6: 10,6* ↓</p> <p>7: 9,6 ↓</p> <p>8: 10,2* →</p> <p>9: 10,1 →</p> <p>10: 9,7 →</p>	<p>Series 4</p> 	<p>1: 9,4 ↓</p> <p>2: 7,1 →</p> <p>3: 9,8 ↖</p> <p>4: 9,9 ↗</p> <p>5: 10,8* ←</p> <p>6: 9,6 ↓</p> <p>7: 9,6 ↖</p> <p>8: 10,1 ↑</p> <p>9: 10,2* ↑</p> <p>10: 10,3* ←</p>
Serie 96,0		Serie 92,0	
Sum 280,0		Sum 372,0	

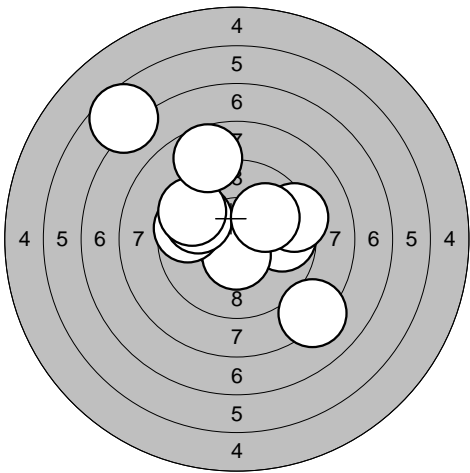
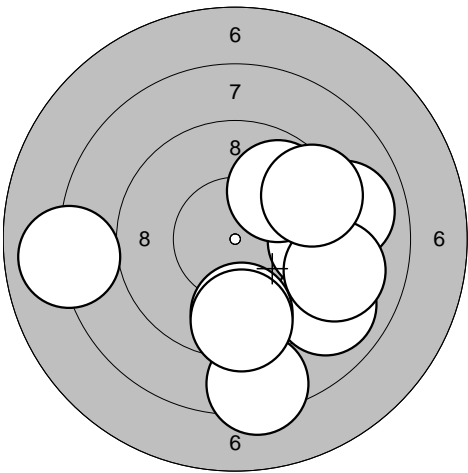
<p>Series 5</p> 	<p>1: 9,9 →</p> <p>2: 9,4 →</p> <p>3: 10,4* ↗</p> <p>4: 10,1 ←</p> <p>5: 9,7 ↓</p> <p>6: 9,4 ↗</p> <p>7: 9,9 ↗</p> <p>8: 10,1 ↗</p> <p>9: 9,9 ↓</p> <p>10: 10,0 ↙</p>	<p>Series 6</p> 	<p>1: 10,6* ↓</p> <p>2: 9,7 ←</p> <p>3: 9,6 ↗</p> <p>4: 10,7* →</p> <p>5: 9,8 ↖</p> <p>6: 10,1 ↓</p> <p>7: 9,0 →</p> <p>8: 10,8* ↗</p> <p>9: 10,6* ↓</p> <p>10: 10,1 ↗</p>
Serie 94,0		Serie 96,0	
Sum 466,0		Sum 562,0	

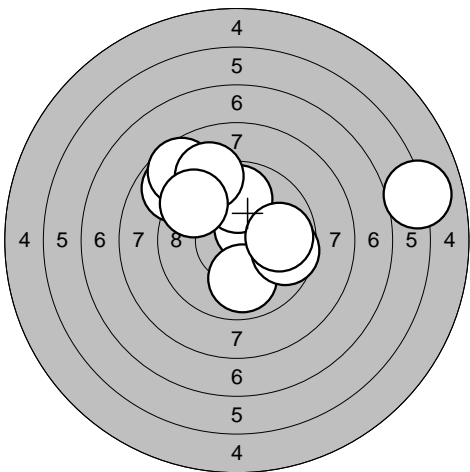
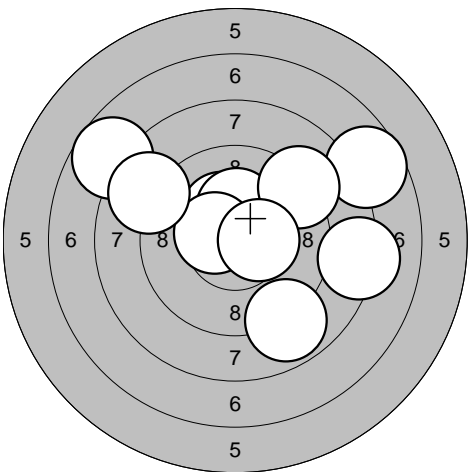
<p>Series 1</p> 	<p>Series 2</p> 	<p>Series 3</p> 
<p>1: 9,7 ↙ 2: 10,5* → 3: 9,8 ↘ 4: 9,8 ← 5: 9,4 ↗ 6: 10,9* → 7: 10,5* ↓ 8: 10,4* ← 9: 10,8* ↑ 10: 9,4 ↗</p>	<p>1: 10,3* ↓ 2: 9,9 ↖ 3: 9,4 ← 4: 9,6 ↖ 5: 9,7 ← 6: 10,2* ↑ 7: 10,2* → 8: 10,2* ↗ 9: 10,2* ↓ 10: 10,3* ↗</p>	<p>1: 10,2* → 2: 9,8 ← 3: 10,5* ↗ 4: 10,8* ↗ 5: 10,7* → 6: 10,5* → 7: 10,2* ↗ 8: 9,7 → 9: 10,7* → 10: 10,4* ↗</p>
Serie 95,0	Serie 96,0	Serie 98,0
Sum 95,0	Sum 191,0	Sum 289,0

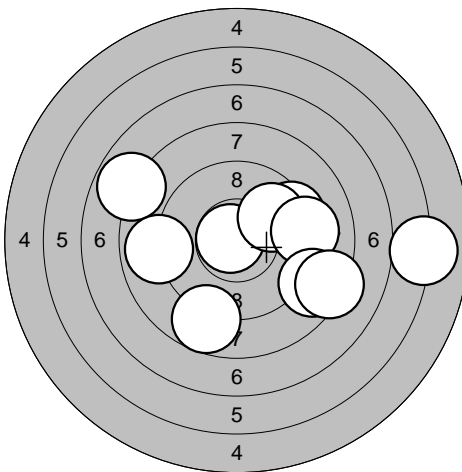
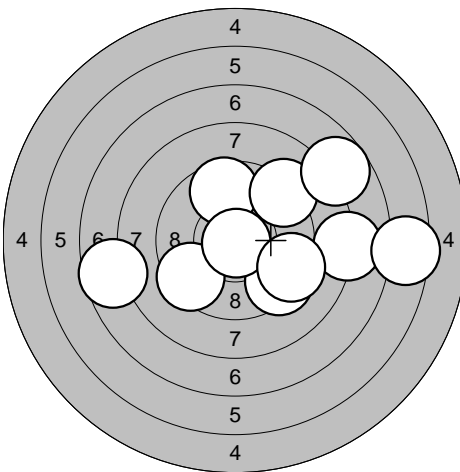
<p>Series 4</p> 	<p>Series 5</p> 	<p>Series 6</p> 
<p>1: 9,6 ← 2: 10,4* ↖ 3: 10,5* ↗ 4: 10,6* ← 5: 9,5 ↗ 6: 10,4* ← 7: 10,4* ← 8: 10,3* ↖ 9: 9,6 ↑ 10: 10,2* ↗</p>	<p>1: 9,8 ↓ 2: 9,0 → 3: 10,2* ← 4: 10,6* ↘ 5: 9,7 ← 6: 10,6* → 7: 10,3* ← 8: 10,4* → 9: 9,6 ↗ 10: 10,5* ↘</p>	<p>1: 9,8 ↖ 2: 10,7* ↑ 3: 10,7* ↓ 4: 10,4* → 5: 9,8 → 6: 10,1 → 7: 10,1 ↑ 8: 10,6* ↓ 9: 10,6* ↖ 10: 9,9 ←</p>
Serie 97,0	Serie 96,0	Serie 97,0
Sum 386,0	Sum 482,0	Sum 579,0

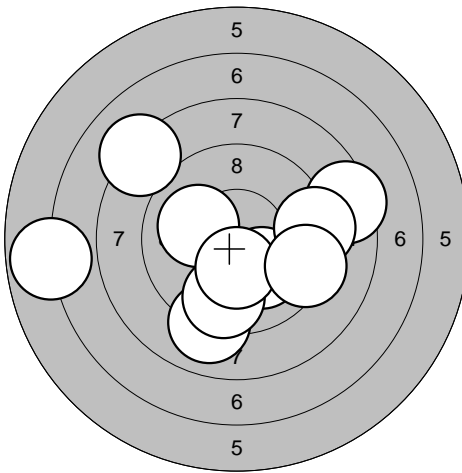
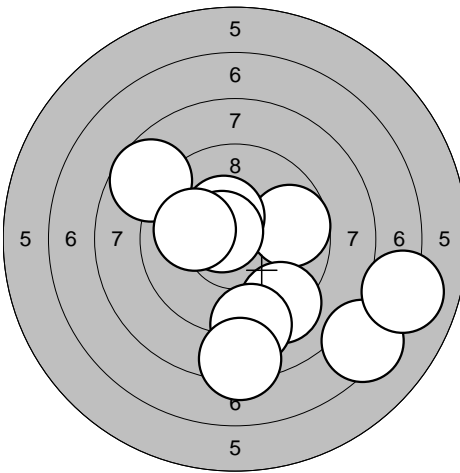
<p>Edman Precision, Morini, Interprodukter</p>	<p>Sävsjö kommun, Sävsjö Skytte Center</p>
--	--

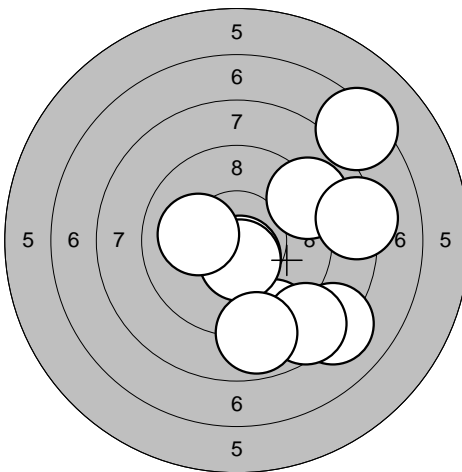
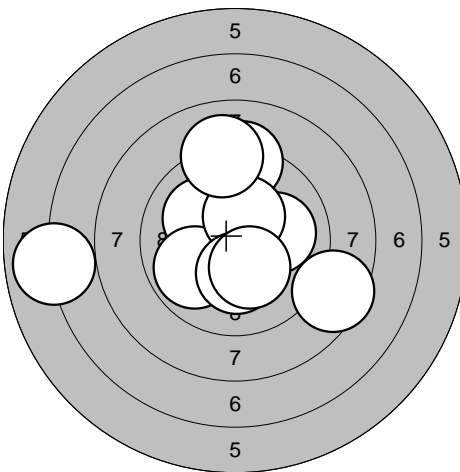
<p><b>Series 1</b></p> 	<p>1: 10,1 ↗                  2: 10,2* ↗                  3: 9,2 ↗                  4: 10,3* ↓                  5: 10,6* ↓                  6: 10,5* ↗                  7: 9,3 ↗                  8: 9,6 ↗                  9: 10,6* ↗                  10: 10,0 ↗</p> <table border="1" style="width:100%; border-collapse: collapse;"> <tr><td style="text-align: right;">Serie</td><td style="text-align: right;">97,0</td></tr> <tr><td style="text-align: right;">Sum</td><td style="text-align: right;">97,0</td></tr> </table>	Serie	97,0	Sum	97,0	<p><b>Series 2</b></p> 	<p>1: 9,4 ↖                  2: 10,1 ↗                  3: 7,8 ↗                  4: 9,8 ↑                  5: 10,2* ↗                  6: 9,9 ←                  7: 9,7 ↓                  8: 9,8 ↑                  9: 9,9 ↖                  10: 10,6* ↗</p> <table border="1" style="width:100%; border-collapse: collapse;"> <tr><td style="text-align: right;">Serie</td><td style="text-align: right;">91,0</td></tr> <tr><td style="text-align: right;">Sum</td><td style="text-align: right;">188,0</td></tr> </table>	Serie	91,0	Sum	188,0
Serie	97,0										
Sum	97,0										
Serie	91,0										
Sum	188,0										

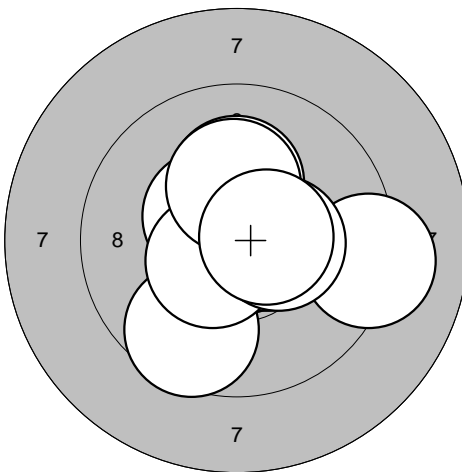
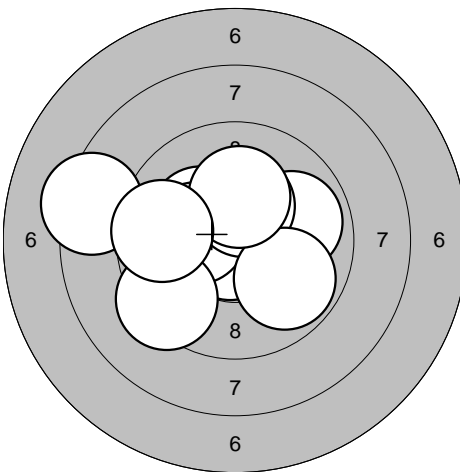
<p><b>Series 3</b></p> 	<p>1: 9,8 →                  2: 9,3 →                  3: 10,5* ↓                  4: 8,2 ↓                  5: 9,7 ←                  6: 9,8 ↗                  7: 9,6 ↗                  8: 8,7 ↗                  9: 10,0 ↗                  10: 6,6 ↗</p> <table border="1" style="width:100%; border-collapse: collapse;"> <tr><td style="text-align: right;">Serie</td><td style="text-align: right;">87,0</td></tr> <tr><td style="text-align: right;">Sum</td><td style="text-align: right;">275,0</td></tr> </table>	Serie	87,0	Sum	275,0	<p><b>Series 4</b></p> 	<p>1: 9,0 ↘                  2: 9,5 →                  3: 8,4 ↓                  4: 9,0 →                  5: 9,8 ↗                  6: 9,1 →                  7: 8,0 ←                  8: 9,6 ↓                  9: 9,5 ↓                  10: 9,4 ↗</p> <table border="1" style="width:100%; border-collapse: collapse;"> <tr><td style="text-align: right;">Serie</td><td style="text-align: right;">88,0</td></tr> <tr><td style="text-align: right;">Sum</td><td style="text-align: right;">363,0</td></tr> </table>	Serie	88,0	Sum	363,0
Serie	87,0										
Sum	275,0										
Serie	88,0										
Sum	363,0										

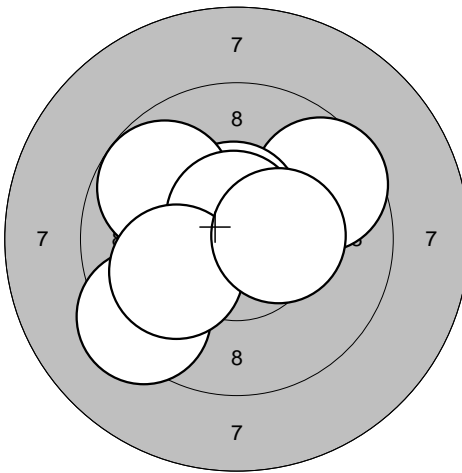
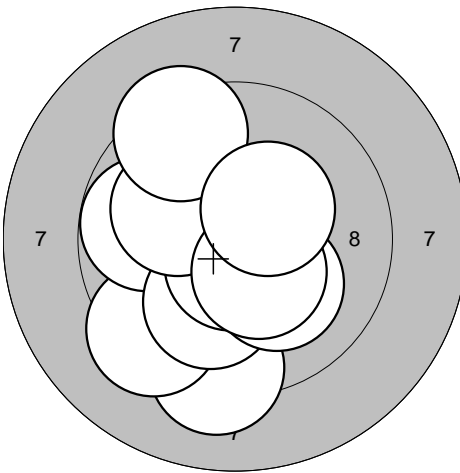
<p><b>Series 5</b></p> 	<p>1: 10,5* ↗                  2: 9,9 ↑                  3: 8,9 ↗                  4: 10,0 ↓                  5: 8,6 ↗                  6: 9,1 ↗                  7: 6,0 →                  8: 9,6 →                  9: 9,5 ↗                  10: 9,8 →</p> <table border="1" style="width:100%; border-collapse: collapse;"> <tr><td style="text-align: right;">Serie</td><td style="text-align: right;">87,0</td></tr> <tr><td style="text-align: right;">Sum</td><td style="text-align: right;">450,0</td></tr> </table>	Serie	87,0	Sum	450,0	<p><b>Series 6</b></p> 	<p>1: 10,3* ↗                  2: 10,3* ↑                  3: 7,7 ↖                  4: 7,6 ↗                  5: 10,5* ←                  6: 8,2 →                  7: 8,8 ↖                  8: 8,9 ↓                  9: 9,1 ↗                  10: 10,4* →</p> <table border="1" style="width:100%; border-collapse: collapse;"> <tr><td style="text-align: right;">Serie</td><td style="text-align: right;">87,0</td></tr> <tr><td style="text-align: right;">Sum</td><td style="text-align: right;">537,0</td></tr> </table>	Serie	87,0	Sum	537,0
Serie	87,0										
Sum	450,0										
Serie	87,0										
Sum	537,0										

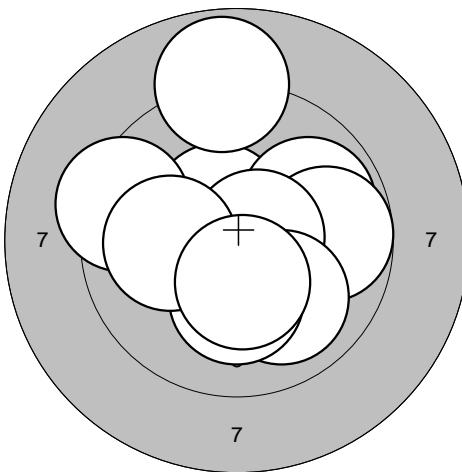
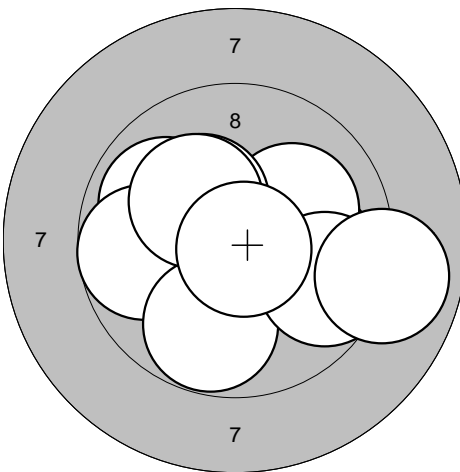
<p>Series 1</p> 	<p>1: 10,8* ←</p> <p>2: 8,7 ↓</p> <p>3: 9,4 →</p> <p>4: 7,9 ↖</p> <p>5: 8,9 ←</p> <p>6: 9,9 ↗</p> <p>7: 9,1 →</p> <p>8: 6,0 →</p> <p>9: 8,7 ↘</p> <p>10: 8,3 ↘</p> <hr/> <p>Serie 82,0</p> <hr/> <p>Sum 82,0</p>	<p>Series 2</p> 	<p>1: 9,4 ↘</p> <p>2: 9,6 ↑</p> <p>3: 9,2 ↗</p> <p>4: 7,6 ←</p> <p>5: 9,4 ↘</p> <p>6: 10,8* ↓</p> <p>7: 7,8 ↗</p> <p>8: 8,0 →</p> <p>9: 9,3 ↘</p> <p>10: 6,5 →</p> <hr/> <p>Serie 83,0</p> <hr/> <p>Sum 165,0</p>
--	--	--	---

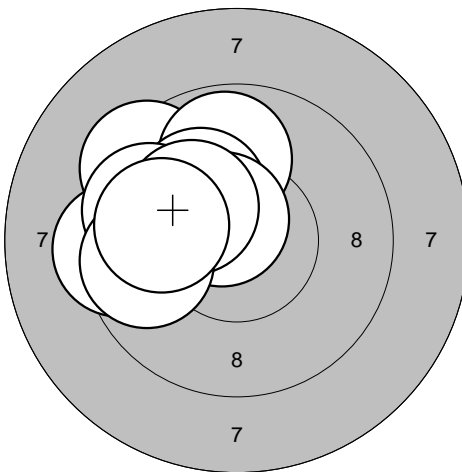
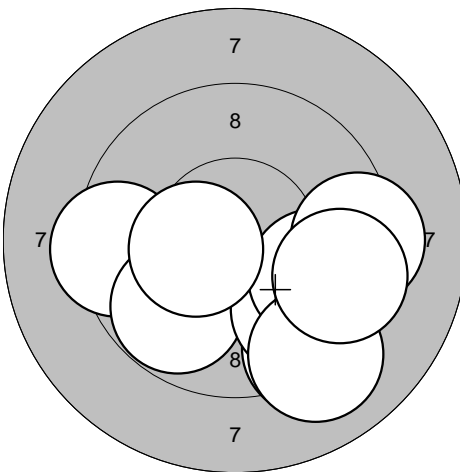
<p>Series 3</p> 	<p>1: 10,1 ↓</p> <p>2: 10,1 ←</p> <p>3: 8,4 →</p> <p>4: 9,0 ↓</p> <p>5: 9,6 ↓</p> <p>6: 8,1 ↗</p> <p>7: 9,2 →</p> <p>8: 10,3* ↓</p> <p>9: 9,3 →</p> <p>10: 6,8 ←</p> <hr/> <p>Serie 88,0</p> <hr/> <p>Sum 253,0</p>	<p>Series 4</p> 	<p>1: 9,7 →</p> <p>2: 10,4* ↗</p> <p>3: 8,7 ↗</p> <p>4: 10,6* ↖</p> <p>5: 9,2 ↓</p> <p>6: 7,4 ↘</p> <p>7: 10,0 ←</p> <p>8: 7,1 →</p> <p>9: 9,0 ↓</p> <p>10: 8,3 ↓</p> <hr/> <p>Serie 87,0</p> <hr/> <p>Sum 340,0</p>
---	---	---	--

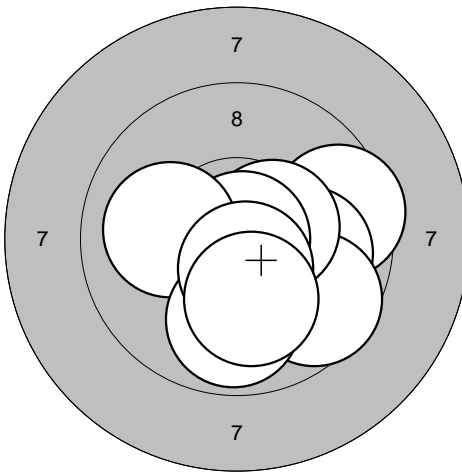
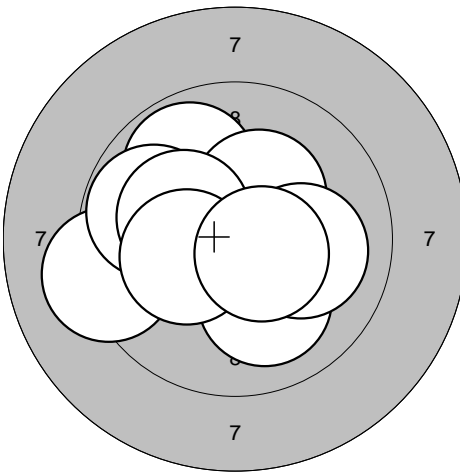
<p>Series 5</p> 	<p>1: 10,6* ↓</p> <p>2: 9,1 ↗</p> <p>3: 9,0 ↓</p> <p>4: 8,1 ↓</p> <p>5: 8,3 →</p> <p>6: 8,6 ↓</p> <p>7: 10,5* ↓</p> <p>8: 7,3 ↗</p> <p>9: 8,9 ↓</p> <p>10: 10,1 ←</p> <hr/> <p>Serie 87,0</p> <hr/> <p>Sum 427,0</p>	<p>Series 6</p> 	<p>1: 10,1 ↖</p> <p>2: 9,9 ←</p> <p>3: 9,2 ↑</p> <p>4: 10,1 →</p> <p>5: 6,9 ←</p> <p>6: 10,4* ↗</p> <p>7: 10,2* ↓</p> <p>8: 9,1 ↑</p> <p>9: 8,5 ↘</p> <p>10: 10,3* ↓</p> <hr/> <p>Serie 91,0</p> <hr/> <p>Sum 518,0</p>
--	--	--	---

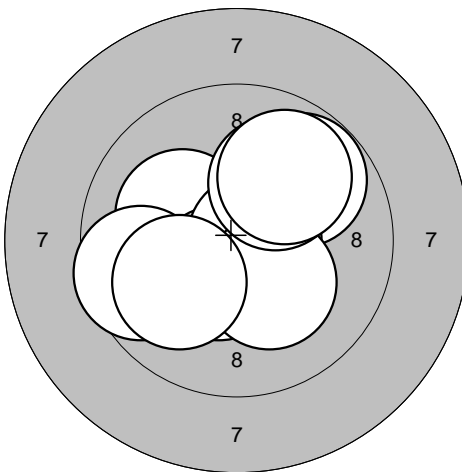
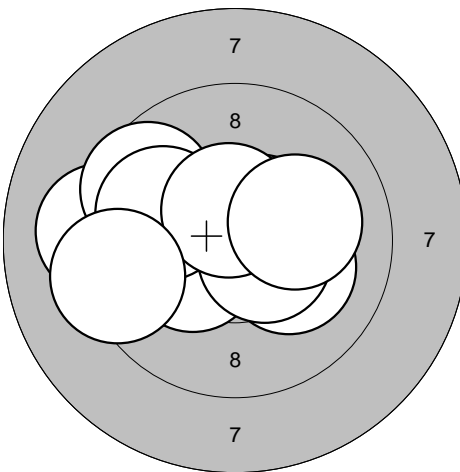
<p>Series 1</p> 	<p>1: 9,6 ↘ 2: 10,2* ↑ 3: 9,2 → 4: 10,8* ↘ 5: 10,6* → 6: 10,5* ↗ 7: 10,5* ↙ 8: 10,2* ↑ 9: 10,4* → 10: 10,5* →</p> <p>Serie 98,0 Sum 98,0</p>	<p>Series 2</p> 	<p>1: 10,2* ↖ 2: 10,8* ↘ 3: 8,3 ← 4: 9,9 → 5: 10,3* ← 6: 10,3* ↑ 7: 9,9 ↘ 8: 10,2* ↑ 9: 9,4 ↙ 10: 9,7 ←</p> <p>Serie 94,0 Sum 192,0</p>
--	--	--	---

<p>Series 3</p> 	<p>1: 9,6 ↗ 2: 10,3* ← 3: 10,7* ↑ 4: 9,3 ↙ 5: 9,8 ↗ 6: 10,6* ↑ 7: 9,8 ↖ 8: 10,7* ↑ 9: 10,0 ↙ 10: 10,4* →</p> <p>Serie 96,0 Sum 288,0</p>	<p>Series 4</p> 	<p>1: 9,2 ↓ 2: 9,3 ↙ 3: 9,8 ← 4: 10,1 ↘ 5: 10,6* ↘ 6: 10,1 ↘ 7: 10,1 ↖ 8: 9,4 ↗ 9: 10,4* ↘ 10: 10,4* ↗</p> <p>Serie 96,0 Sum 384,0</p>
---	--	---	--

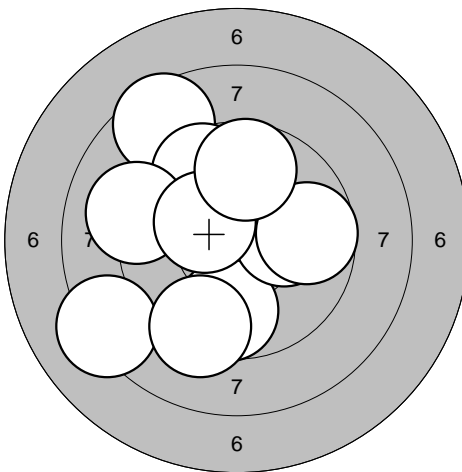
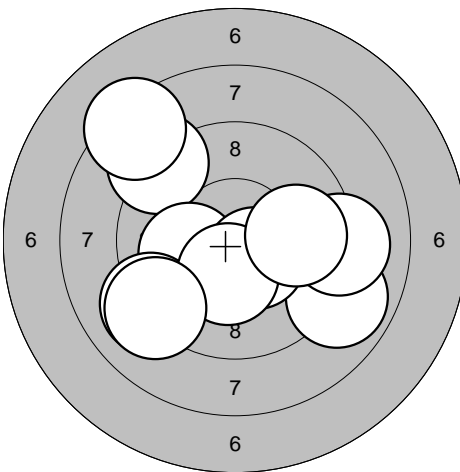
<p>Series 5</p> 	<p>1: 10,5* ↖ 2: 9,9 ↗ 3: 9,7 → 4: 10,7* → 5: 9,3 ← 6: 10,0 ↘ 7: 10,2* ↓ 8: 8,9 ↑ 9: 10,1 ← 10: 10,4* ↓</p> <p>Serie 95,0 Sum 479,0</p>	<p>Series 6</p> 	<p>1: 9,9 ↖ 2: 9,9 → 3: 10,1 ↗ 4: 9,7 ← 5: 9,8 ↘ 6: 10,3* ↗ 7: 10,2* ↗ 8: 9,6 ↘ 9: 9,0 → 10: 10,8* ↘</p> <p>Serie 94,0 Sum 573,0</p>
--	---	--	--

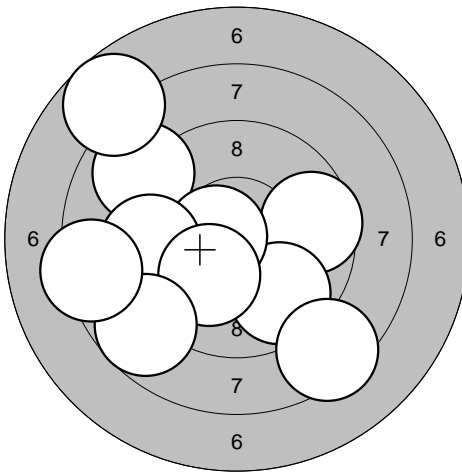
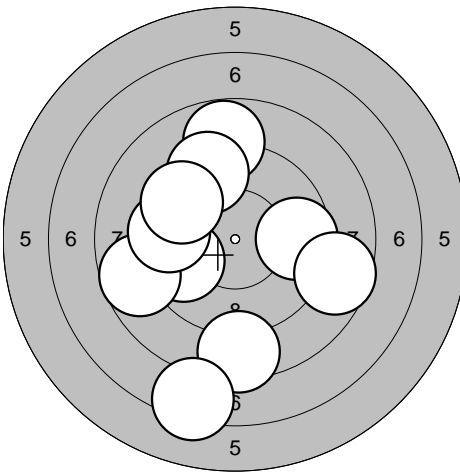
<p><b>Series 1</b></p> 	<p>1: 9,8 ↖</p> <p>2: 9,4 ↗</p> <p>3: 9,4 ←</p> <p>4: 9,8 ↗</p> <p>5: 10,2* ↗</p> <p>6: 10,6* ↗</p> <p>7: 9,7 ↖</p> <p>8: 10,2* ↗</p> <p>9: 9,7 ←</p> <p>10: 9,9 ←</p>	<p><b>Series 2</b></p> 	<p>1: 9,4 ←</p> <p>2: 9,2 ↘</p> <p>3: 9,6 ↘</p> <p>4: 9,8 ↘</p> <p>5: 9,7 ↘</p> <p>6: 9,8 ↘</p> <p>7: 10,4* ←</p> <p>8: 9,3 →</p> <p>9: 9,1 ↘</p> <p>10: 9,5 →</p>
Serie 93,0		Serie 91,0	
Sum 93,0		Sum 184,0	

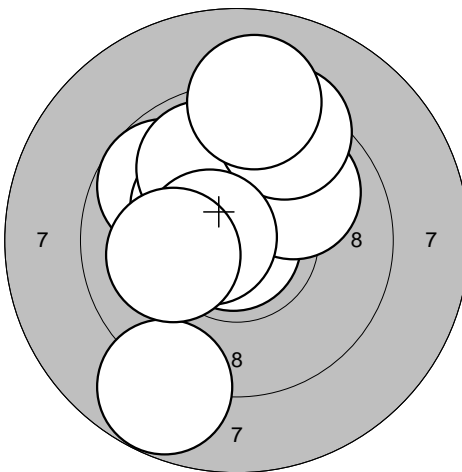
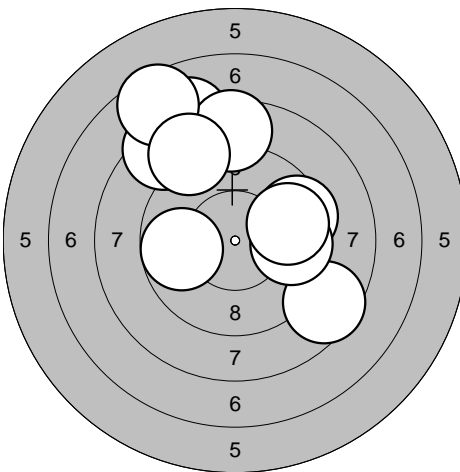
<p><b>Series 3</b></p> 	<p>1: 9,6 →</p> <p>2: 10,0 →</p> <p>3: 9,6 ↘</p> <p>4: 10,7* ↘</p> <p>5: 10,4* →</p> <p>6: 10,9* →</p> <p>7: 10,1 ←</p> <p>8: 9,9 ↘</p> <p>9: 10,5* ↘</p> <p>10: 10,1 ↘</p>	<p><b>Series 4</b></p> 	<p>1: 9,2 ←</p> <p>2: 9,8 ↗</p> <p>3: 10,8* ↖</p> <p>4: 10,3* ↗</p> <p>5: 9,8 ←</p> <p>6: 10,0 ↘</p> <p>7: 10,2* ↖</p> <p>8: 10,2* ←</p> <p>9: 10,0 →</p> <p>10: 10,5* ↘</p>
Serie 97,0		Serie 97,0	
Sum 281,0		Sum 378,0	

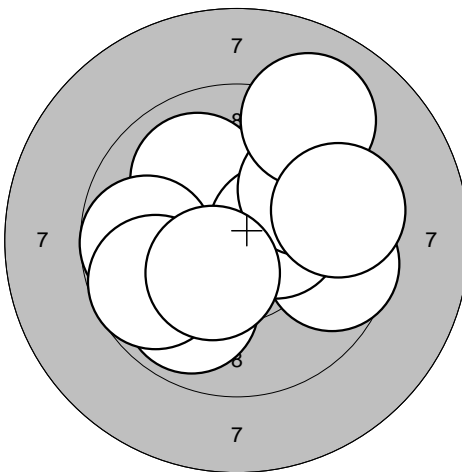
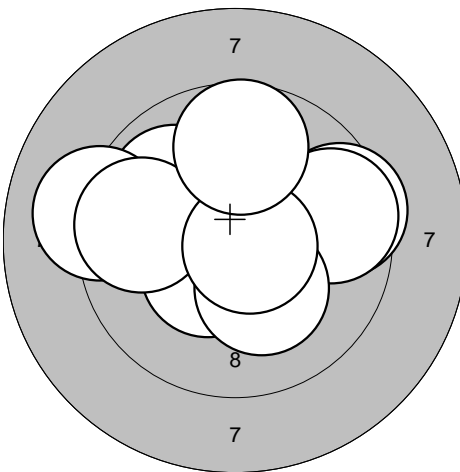
<p><b>Series 5</b></p> 	<p>1: 10,4* ←</p> <p>2: 10,2* ↖</p> <p>3: 9,8 ↗</p> <p>4: 10,5* ↘</p> <p>5: 10,7* →</p> <p>6: 10,2* ↘</p> <p>7: 10,0 ↗</p> <p>8: 9,6 ←</p> <p>9: 10,0 ↖</p> <p>10: 9,9 ↗</p>	<p><b>Series 6</b></p> 	<p>1: 10,5* ↗</p> <p>2: 9,2 ←</p> <p>3: 10,3* ↖</p> <p>4: 10,1 ↘</p> <p>5: 10,5* ↘</p> <p>6: 9,6 ↗</p> <p>7: 9,9 ←</p> <p>8: 10,6* ↑</p> <p>9: 10,1 →</p> <p>10: 9,3 ←</p>
Serie 97,0		Serie 96,0	
Sum 475,0		Sum 571,0	

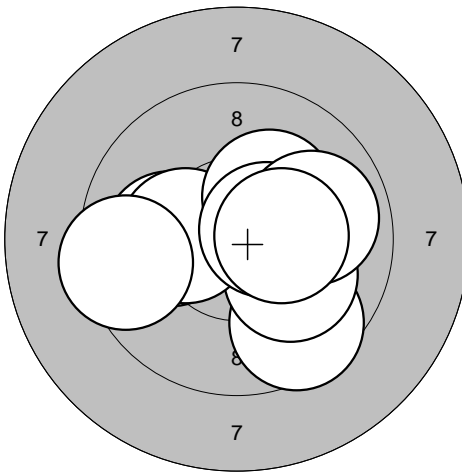
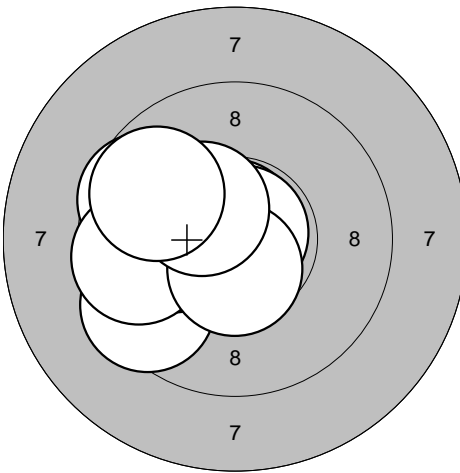


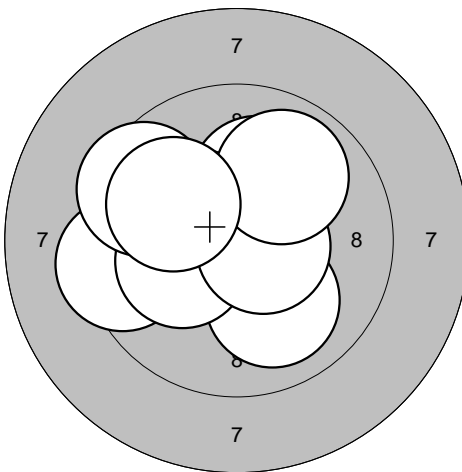
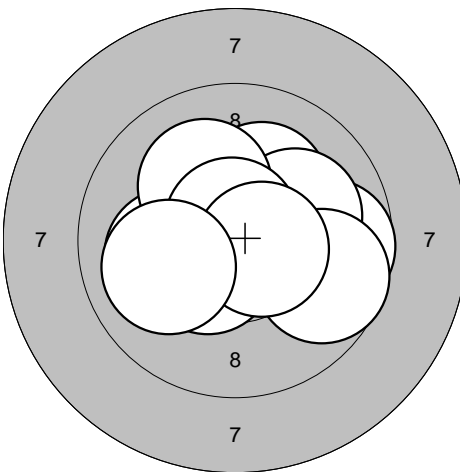
<p>Series 1</p> 	<p>1: 9,7 ↘ 2: 8,6 ↗ 3: 9,6 ↗ 4: 10,1 → 5: 9,1 ← 6: 8,2 ← 7: 9,7 → 8: 10,3* ↗ 9: 9,3 ↓ 10: 9,7 ↑</p> <p>Serie 90,0 Sum 90,0</p>	<p>Series 2</p> 	<p>1: 9,0 ↗ 2: 8,9 ↘ 3: 10,1 ← 4: 10,5* ↘ 5: 9,1 ← 6: 8,3 ↗ 7: 9,1 → 8: 10,4* ↓ 9: 9,1 ← 10: 9,9 →</p> <p>Serie 91,0 Sum 181,0</p>
--	---	--	--

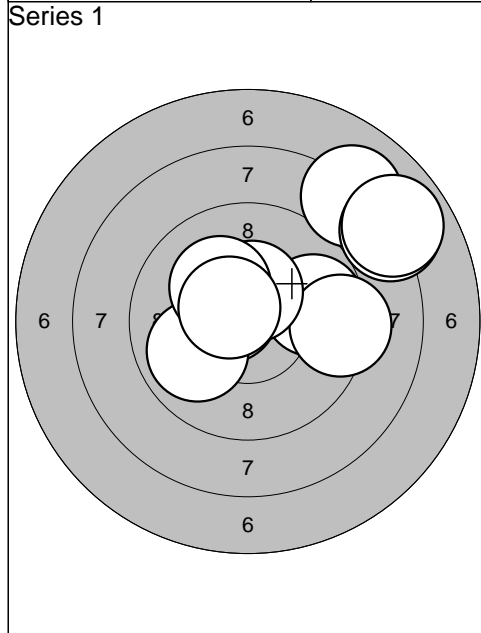
<p>Series 3</p> 	<p>1: 8,9 ↗ 2: 9,6 → 3: 9,7 ↘ 4: 10,6* ← 5: 7,8 ↗ 6: 8,4 ↘ 7: 9,4 ← 8: 10,1 ↘ 9: 8,7 ↘ 10: 8,3 ←</p> <p>Serie 86,0 Sum 267,0</p>	<p>Series 4</p> 	<p>1: 9,7 ← 2: 8,8 ↑ 3: 9,6 → 4: 8,5 ↓ 5: 8,7 ← 6: 9,5 ← 7: 8,6 → 8: 9,4 ↑ 9: 9,5 ↗ 10: 7,3 ↓</p> <p>Serie 84,0 Sum 351,0</p>
---	--	---	---

<p>Series 5</p> 	<p>1: 9,7 ↗ 2: 10,9* ↘ 3: 8,8 ↘ 4: 10,2* ↗ 5: 10,0 ↗ 6: 9,9 ↗ 7: 9,4 ↗ 8: 9,1 ↑ 9: 10,6* ← 10: 10,1 ←</p> <p>Serie 94,0 Sum 445,0</p>	<p>Series 6</p> 	<p>1: 8,1 ↗ 2: 9,5 → 3: 8,6 ↑ 4: 8,6 ↘ 5: 8,4 ↗ 6: 9,8 ← 7: 7,6 ↗ 8: 9,7 → 9: 9,7 → 10: 8,8 ↗</p> <p>Serie 83,0 Sum 528,0</p>
--	---	--	---

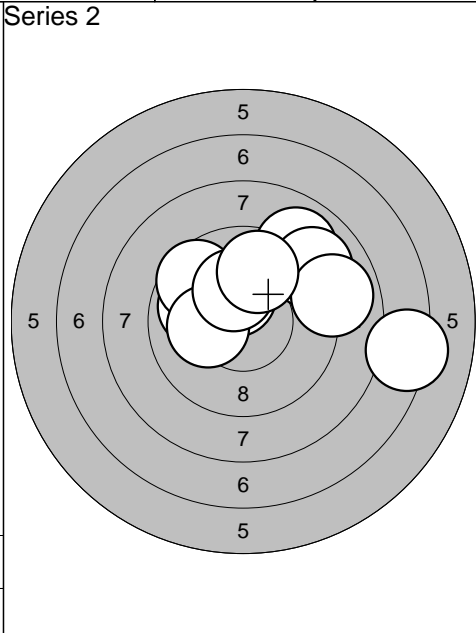
<p>Series 1</p> 	<p>1: 9,9 ↙ 2: 9,6 → 3: 10,0 ↗ 4: 9,8 ← 5: 10,4* → 6: 9,8 ↗ 7: 9,7 ← 8: 10,4* ↙ 9: 9,1 ↗ 10: 9,5 →</p> <table border="1" style="width:100%; border-collapse: collapse;"> <tr><td>Serie</td><td style="text-align: right;">93,0</td></tr> <tr><td>Sum</td><td style="text-align: right;">93,0</td></tr> </table>	Serie	93,0	Sum	93,0	<p>Series 2</p> 	<p>1: 10,1 ↑ 2: 9,9 ↖ 3: 10,4* ↙ 4: 9,1 ← 5: 9,7 ← 6: 9,5 → 7: 9,6 → 8: 10,2* ↘ 9: 10,7* → 10: 9,7 ↑</p> <table border="1" style="width:100%; border-collapse: collapse;"> <tr><td>Serie</td><td style="text-align: right;">94,0</td></tr> <tr><td>Sum</td><td style="text-align: right;">187,0</td></tr> </table>	Serie	94,0	Sum	187,0
Serie	93,0										
Sum	93,0										
Serie	94,0										
Sum	187,0										

<p>Series 3</p> 	<p>1: 10,3* → 2: 9,6 ↘ 3: 10,1 ↘ 4: 10,1 ← 5: 10,3* ← 6: 10,2* ↗ 7: 10,5* → 8: 9,5 ← 9: 9,9 → 10: 10,4* →</p> <table border="1" style="width:100%; border-collapse: collapse;"> <tr><td>Serie</td><td style="text-align: right;">97,0</td></tr> <tr><td>Sum</td><td style="text-align: right;">284,0</td></tr> </table>	Serie	97,0	Sum	284,0	<p>Series 4</p> 	<p>1: 10,8* ↑ 2: 10,2* ↖ 3: 9,5 ↖ 4: 10,8* ↗ 5: 10,1 ← 6: 9,6 ↖ 7: 9,6 ← 8: 10,6* ↓ 9: 10,3* ↗ 10: 9,8 ↖</p> <table border="1" style="width:100%; border-collapse: collapse;"> <tr><td>Serie</td><td style="text-align: right;">96,0</td></tr> <tr><td>Sum</td><td style="text-align: right;">380,0</td></tr> </table>	Serie	96,0	Sum	380,0
Serie	97,0										
Sum	284,0										
Serie	96,0										
Sum	380,0										

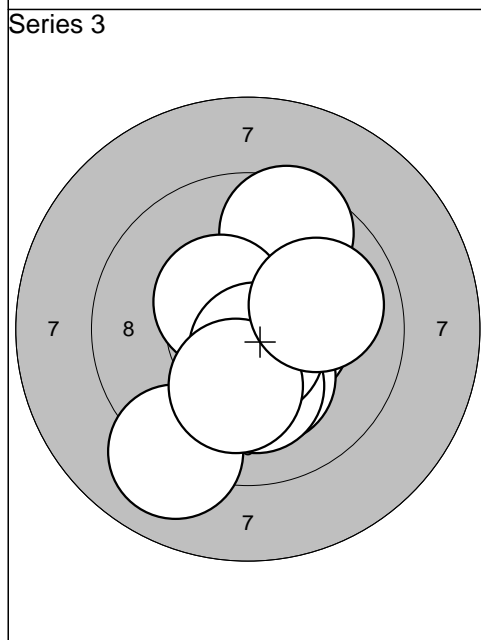
<p>Series 5</p> 	<p>1: 10,1 ↑ 2: 10,0 ↘ 3: 9,4 ← 4: 10,3* ↗ 5: 10,3* ↗ 6: 10,2* ← 7: 9,5 ↗ 8: 10,6* → 9: 9,9 ↗ 10: 10,0 ↖</p> <table border="1" style="width:100%; border-collapse: collapse;"> <tr><td>Serie</td><td style="text-align: right;">97,0</td></tr> <tr><td>Sum</td><td style="text-align: right;">477,0</td></tr> </table>	Serie	97,0	Sum	477,0	<p>Series 6</p> 	<p>1: 10,2* ↗ 2: 9,7 → 3: 10,1 → 4: 10,1 ← 5: 10,1 ↗ 6: 10,5* ↙ 7: 9,7 → 8: 10,7* ↑ 9: 10,6* → 10: 10,0 ←</p> <table border="1" style="width:100%; border-collapse: collapse;"> <tr><td>Serie</td><td style="text-align: right;">98,0</td></tr> <tr><td>Sum</td><td style="text-align: right;">575,0</td></tr> </table>	Serie	98,0	Sum	575,0
Serie	97,0										
Sum	477,0										
Serie	98,0										
Sum	575,0										



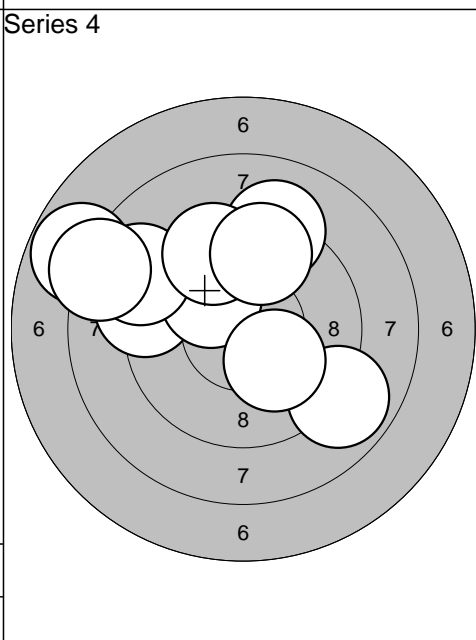
1: 8,1 ↗
2: 10,6* ↖
3: 9,9 ↙
4: 9,8 →
5: 9,3 →
6: 8,0 ↗
7: 7,9 ↗
8: 10,4* ↑
9: 10,2* ↗
10: 10,5* ↖
Serie 90,0
Sum 90,0



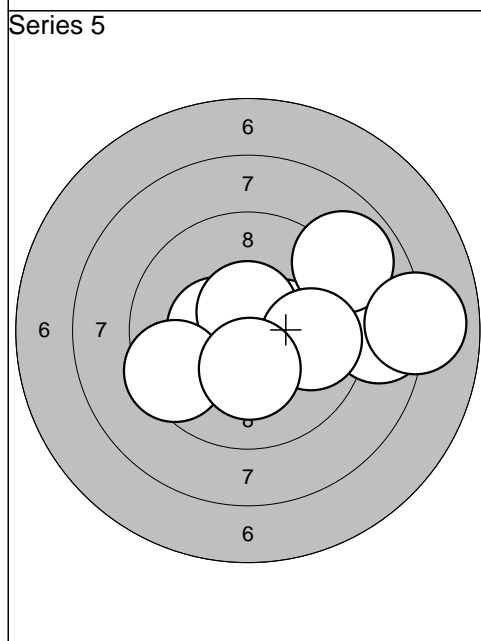
1: 10,4* ↑
2: 9,9 ↖
3: 7,3 →
4: 9,0 ↗
5: 9,0 ↗
6: 9,6 ↗
7: 8,9 →
8: 10,2* ←
9: 10,2* ↑
10: 9,8 ↑
Serie 90,0
Sum 180,0



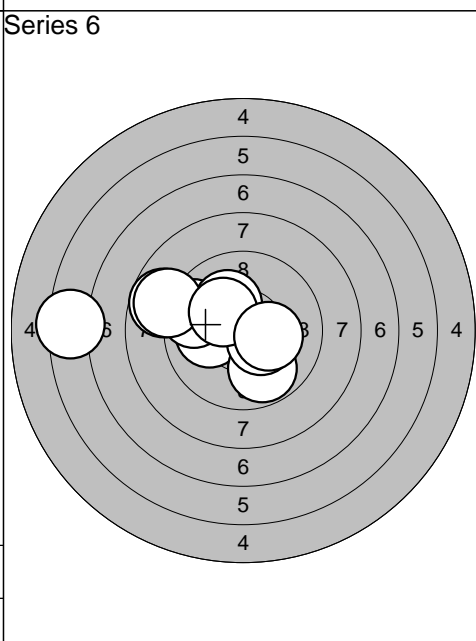
1: 10,5* →
2: 10,1 ↗
3: 10,2* ↓
4: 9,0 ↓
5: 9,5 ↑
6: 10,2* ↓
7: 10,4* ↗
8: 10,6* ↓
9: 10,2* ↓
10: 10,0 →
Serie 98,0
Sum 278,0



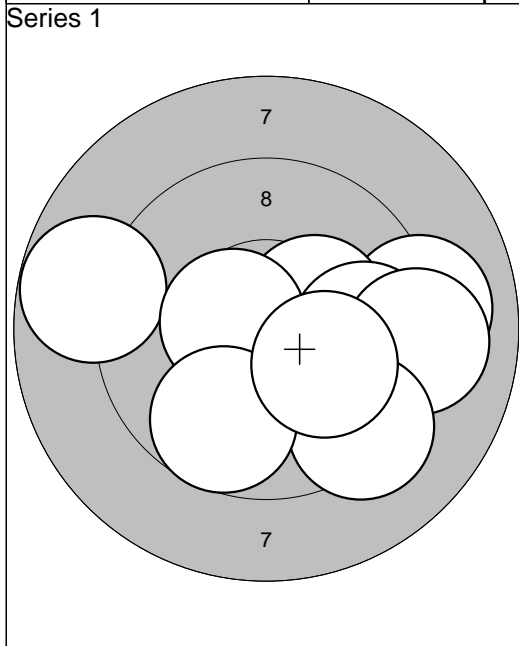
1: 9,2 ↖
2: 7,8 ↖
3: 10,2* ↗
4: 9,1 ↑
5: 8,9 ↖
6: 8,9 ↘
7: 9,5 ↗
8: 9,6 ↑
9: 10,2* ↓
10: 8,2 ↖
Serie 87,0
Sum 365,0



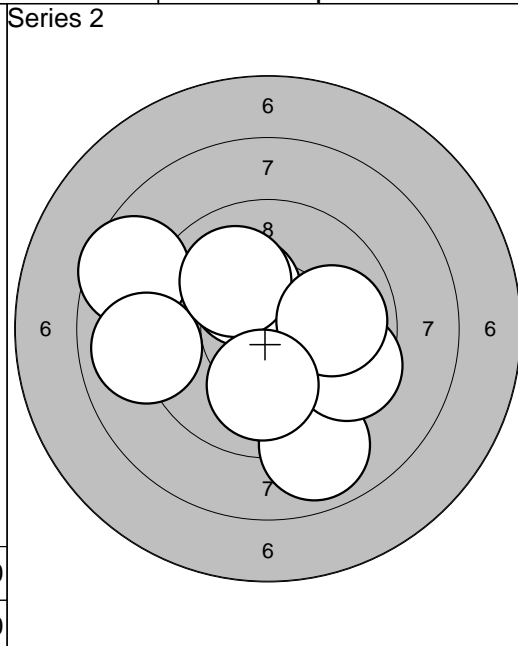
1: 10,8* ↖
2: 10,4* →
3: 8,6 →
4: 10,4* ←
5: 10,6* ↑
6: 8,9 ↗
7: 8,0 →
8: 9,5 ↙
9: 9,8 →
10: 10,3* ↓
Serie 92,0
Sum 457,0



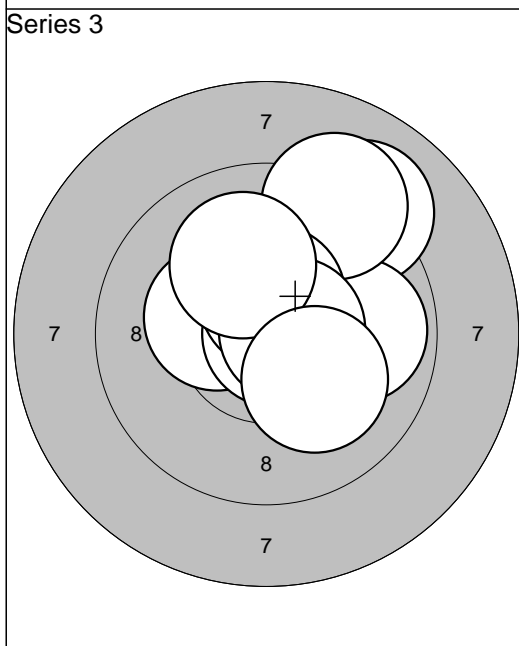
1: 10,1 ←
2: 9,8 ↓
3: 10,4* ↘
4: 9,6 ↖
5: 10,2* ↗
6: 8,7 ↖
7: 8,9 ↖
8: 6,4 ←
9: 10,2* ↗
10: 10,3* →
Serie 90,0
Sum 547,0



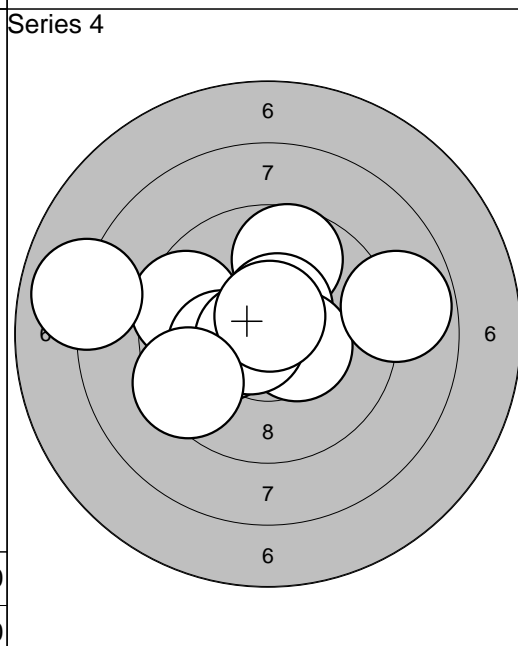
1: 10,3*	↘
2: 9,1	→
3: 8,8	←
4: 10,3*	→
5: 10,5*	←
6: 9,7	→
7: 9,1	→
8: 9,3	↘
9: 9,7	↘
10: 10,1	↘
<b>Serie</b> 93,0	
<b>Sum</b> 93,0	



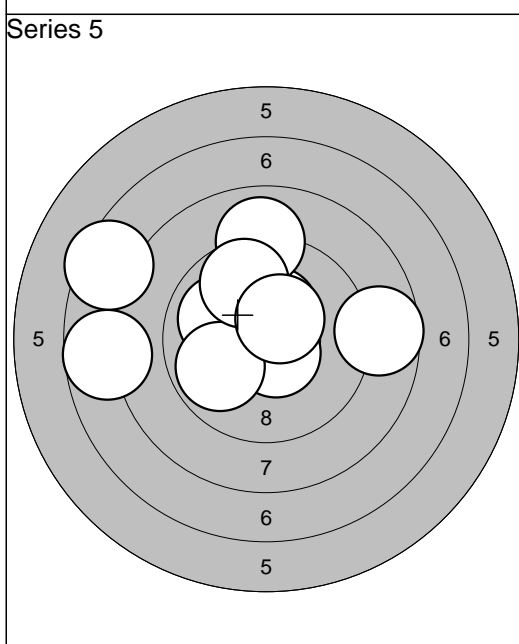
1: 8,6	↖
2: 9,0	←
3: 9,8	↘
4: 10,3*	↗
5: 10,0	↗
6: 9,8	→
7: 8,9	↘
8: 9,6	↘
9: 9,9	→
10: 10,0	↘
<b>Serie</b> 91,0	
<b>Sum</b> 184,0	



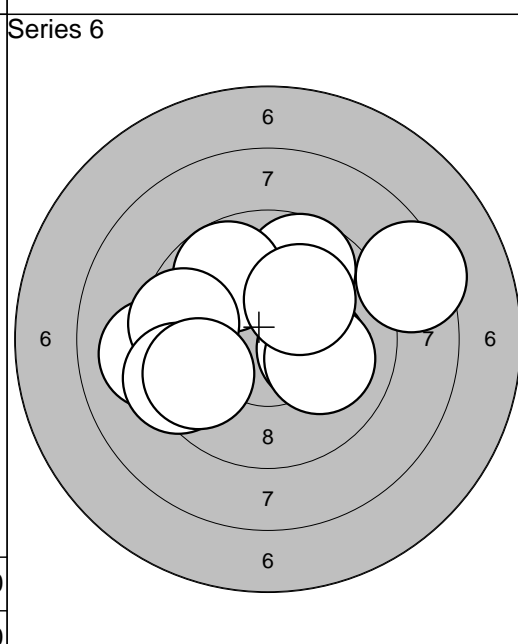
1: 9,1	↗
2: 10,2*	↑
3: 9,9	→
4: 10,3*	←
5: 9,2	↗
6: 10,8*	→
7: 10,5*	↑
8: 10,6*	→
9: 10,0	↑
10: 10,1	↘
<b>Serie</b> 97,0	
<b>Sum</b> 281,0	



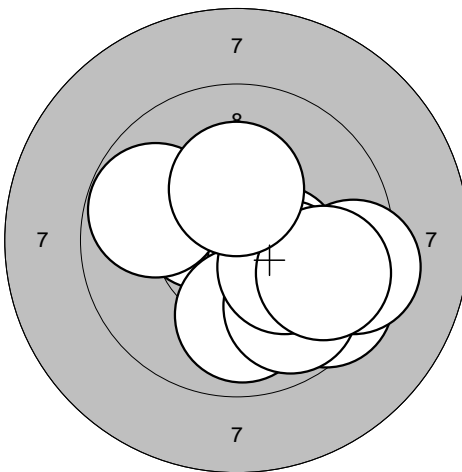
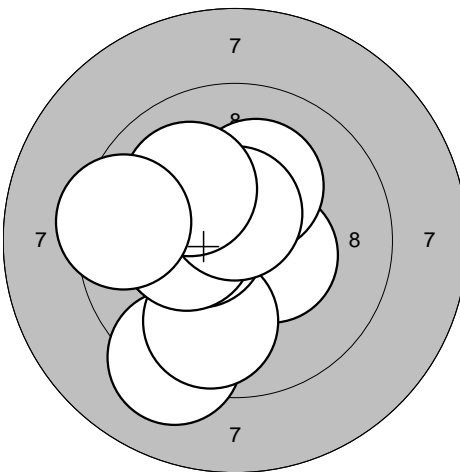
1: 9,7	↑
2: 10,5*	↑
3: 9,5	←
4: 10,4*	↘
5: 8,0	←
6: 10,2*	←
7: 10,7*	←
8: 10,7*	↑
9: 9,4	↖
10: 8,8	→
<b>Serie</b> 93,0	
<b>Sum</b> 374,0	

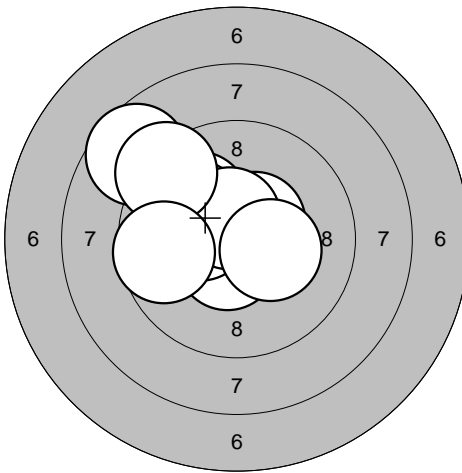
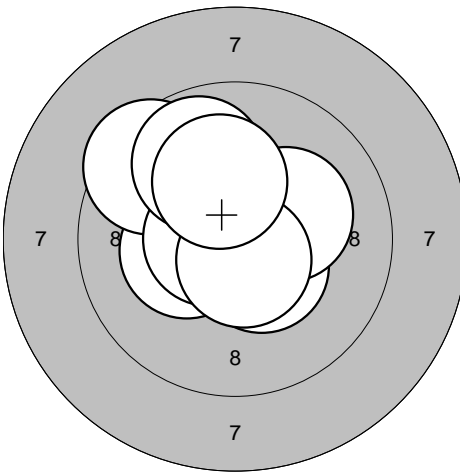


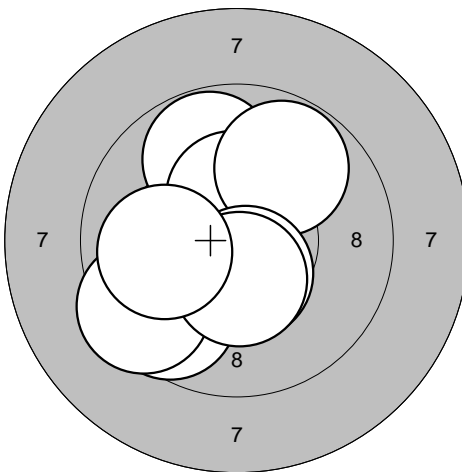
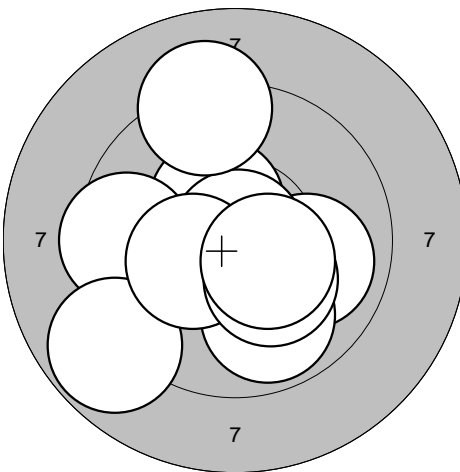
1: 10,0	←
2: 10,4*	↑
3: 7,7	←
4: 9,0	↑
5: 7,4	↖
6: 10,6*	↘
7: 9,9	←
8: 9,8	↑
9: 10,5*	↗
10: 8,7	→
<b>Serie</b> 89,0	
<b>Sum</b> 463,0	

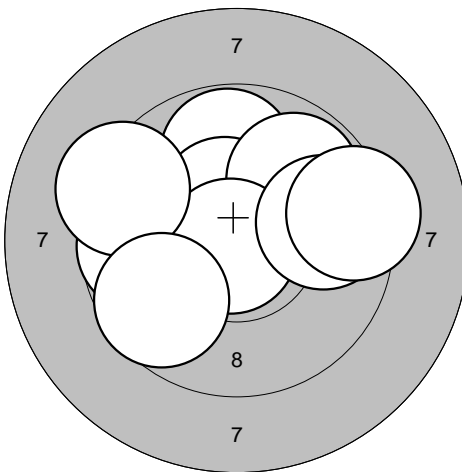
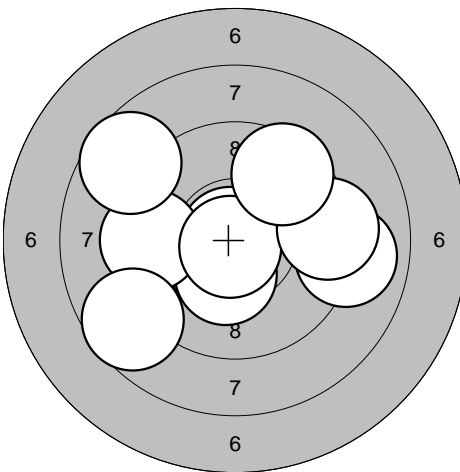


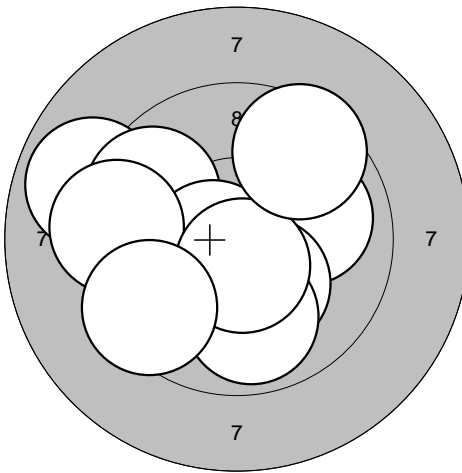
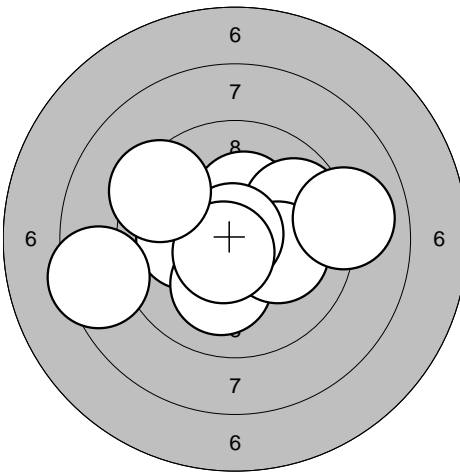
1: 8,4	↘
2: 9,7	↑
3: 9,8	↗
4: 10,2*	→
5: 9,1	←
6: 10,1	↘
7: 9,6	←
8: 9,4	←
9: 9,7	↖
10: 10,1	↗
<b>Serie</b> 92,0	
<b>Sum</b> 555,0	

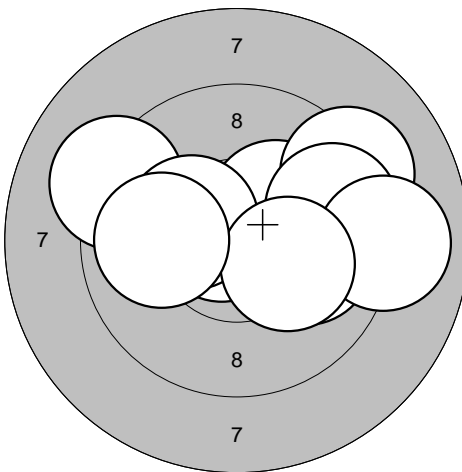
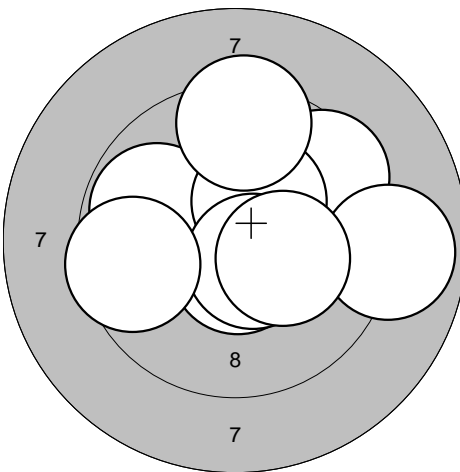
<p>Series 1</p> 	<p>1: 10,5* ↖</p> <p>2: 10,4* →</p> <p>3: 9,5 ↘</p> <p>4: 10,0 ↓</p> <p>5: 9,8 ↘</p> <p>6: 10,2* ↘</p> <p>7: 9,3 →</p> <p>8: 9,8 ↖</p> <p>9: 9,7 →</p> <p>10: 10,3* ↑</p> <table border="1" style="width:100%; border-collapse: collapse;"> <tr> <td style="text-align: right;">Serie</td> <td style="text-align: right;">95,0</td> </tr> <tr> <td style="text-align: right;">Sum</td> <td style="text-align: right;">95,0</td> </tr> </table>	Serie	95,0	Sum	95,0	<p>Series 2</p> 	<p>1: 10,3* ←</p> <p>2: 10,4* →</p> <p>3: 9,2 ↙</p> <p>4: 9,8 ↓</p> <p>5: 10,5* ←</p> <p>6: 10,3* ←</p> <p>7: 10,2* ↑</p> <p>8: 10,6* ↑</p> <p>9: 10,0 ↗</p> <p>10: 9,5 ←</p> <table border="1" style="width:100%; border-collapse: collapse;"> <tr> <td style="text-align: right;">Serie</td> <td style="text-align: right;">97,0</td> </tr> <tr> <td style="text-align: right;">Sum</td> <td style="text-align: right;">192,0</td> </tr> </table>	Serie	97,0	Sum	192,0
Serie	95,0										
Sum	95,0										
Serie	97,0										
Sum	192,0										

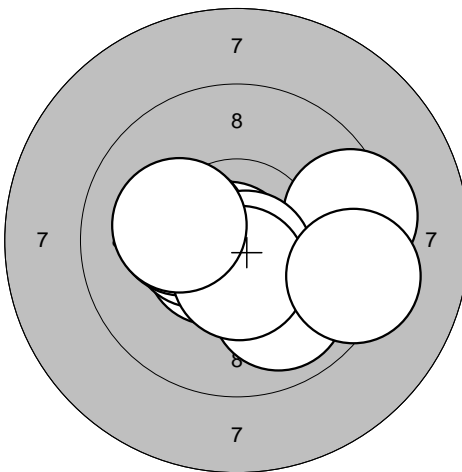
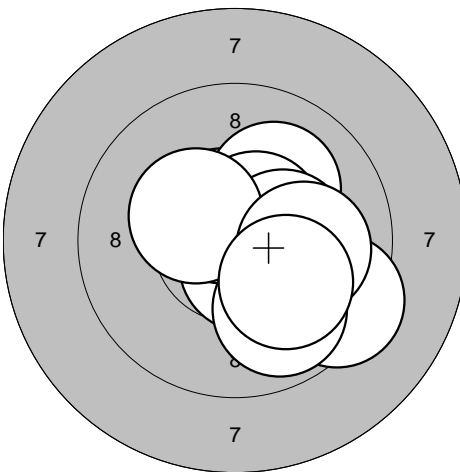
<p>Series 3</p> 	<p>1: 10,5* ↘</p> <p>2: 10,5* ↗</p> <p>3: 10,0 ↗</p> <p>4: 10,3* ←</p> <p>5: 10,1 ↗</p> <p>6: 10,6* ↗</p> <p>7: 8,7 ↗</p> <p>8: 10,3* ↘</p> <p>9: 9,3 ↗</p> <p>10: 9,7 ←</p> <table border="1" style="width:100%; border-collapse: collapse;"> <tr> <td style="text-align: right;">Serie</td> <td style="text-align: right;">96,0</td> </tr> <tr> <td style="text-align: right;">Sum</td> <td style="text-align: right;">288,0</td> </tr> </table>	Serie	96,0	Sum	288,0	<p>Series 4</p> 	<p>1: 10,1 ↗</p> <p>2: 10,4* ↘</p> <p>3: 10,3* ←</p> <p>4: 9,5 ↗</p> <p>5: 10,6* ↑</p> <p>6: 10,2* →</p> <p>7: 10,6* ←</p> <p>8: 9,9 ↗</p> <p>9: 10,6* ↘</p> <p>10: 10,2* ↑</p> <table border="1" style="width:100%; border-collapse: collapse;"> <tr> <td style="text-align: right;">Serie</td> <td style="text-align: right;">98,0</td> </tr> <tr> <td style="text-align: right;">Sum</td> <td style="text-align: right;">386,0</td> </tr> </table>	Serie	98,0	Sum	386,0
Serie	96,0										
Sum	288,0										
Serie	98,0										
Sum	386,0										

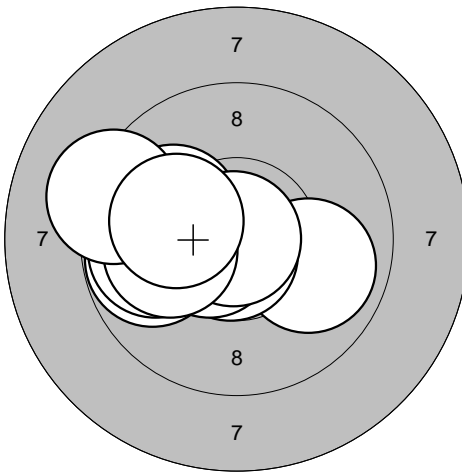
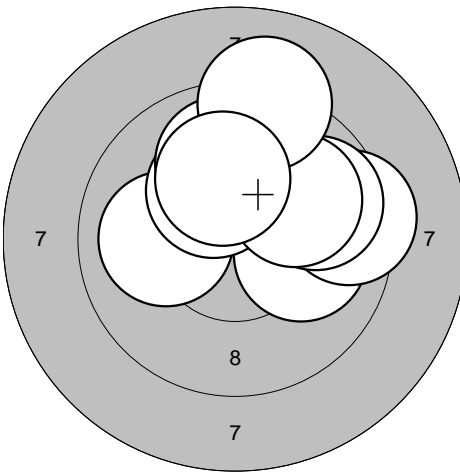
<p>Series 5</p> 	<p>1: 10,4* ←</p> <p>2: 10,6* ↗</p> <p>3: 9,8 ↑</p> <p>4: 9,6 ↘</p> <p>5: 10,4* ↑</p> <p>6: 9,4 ←</p> <p>7: 9,8 ↗</p> <p>8: 10,5* ↘</p> <p>9: 10,4* ↘</p> <p>10: 10,0 ←</p> <table border="1" style="width:100%; border-collapse: collapse;"> <tr> <td style="text-align: right;">Serie</td> <td style="text-align: right;">96,0</td> </tr> <tr> <td style="text-align: right;">Sum</td> <td style="text-align: right;">482,0</td> </tr> </table>	Serie	96,0	Sum	482,0	<p>Series 6</p> 	<p>1: 10,4* ↗</p> <p>2: 10,0 →</p> <p>3: 10,9* ↗</p> <p>4: 9,5 ←</p> <p>5: 9,9 ↘</p> <p>6: 8,8 ↘</p> <p>7: 9,1 ↑</p> <p>8: 10,3* ←</p> <p>9: 10,2* ↘</p> <p>10: 10,4* ↘</p> <table border="1" style="width:100%; border-collapse: collapse;"> <tr> <td style="text-align: right;">Serie</td> <td style="text-align: right;">95,0</td> </tr> <tr> <td style="text-align: right;">Sum</td> <td style="text-align: right;">577,0</td> </tr> </table>	Serie	95,0	Sum	577,0
Serie	96,0										
Sum	482,0										
Serie	95,0										
Sum	577,0										

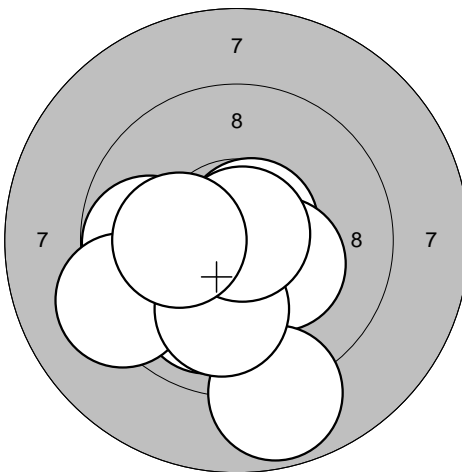
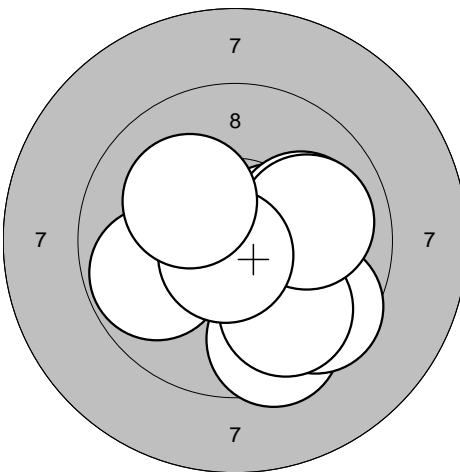
<p>Series 1</p> 	<p>1: 10,6* ↑</p> <p>2: 9,8 ↑</p> <p>3: 9,7 ←</p> <p>4: 10,4* ↑</p> <p>5: 9,8 ↗</p> <p>6: 10,8* ↙</p> <p>7: 9,3 ←</p> <p>8: 9,8 →</p> <p>9: 9,3 →</p> <p>10: 9,7 ↙</p>	<p>Series 2</p> 	<p>1: 10,9* ↖</p> <p>2: 10,4* ↙</p> <p>3: 10,3* ↙</p> <p>4: 9,5 ←</p> <p>5: 10,8* ↙</p> <p>6: 8,7 ↖</p> <p>7: 9,0 →</p> <p>8: 9,3 →</p> <p>9: 9,5 ↗</p> <p>10: 8,6 ↙</p>
Serie 93,0	Serie 92,0	Serie 92,0	Serie 92,0
Sum 93,0	Sum 185,0	Sum 185,0	Sum 185,0

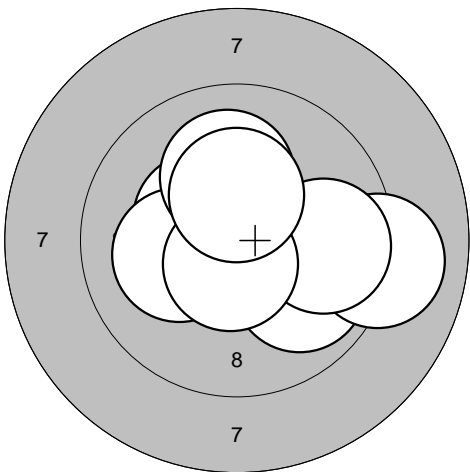
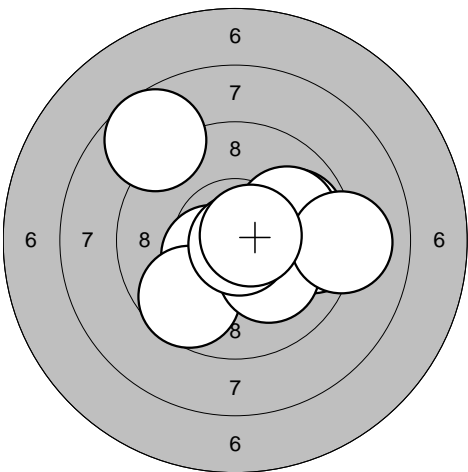
<p>Series 3</p> 	<p>1: 10,0 →</p> <p>2: 8,9 ←</p> <p>3: 10,2* ↙</p> <p>4: 9,7 ↖</p> <p>5: 9,9 ↘</p> <p>6: 10,6* ←</p> <p>7: 9,3 ←</p> <p>8: 10,6* ↘</p> <p>9: 9,5 ↗</p> <p>10: 9,5 ↙</p>	<p>Series 4</p> 	<p>1: 10,1 ←</p> <p>2: 10,1 ↘</p> <p>3: 10,3* ↑</p> <p>4: 9,8 ↗</p> <p>5: 8,4 ←</p> <p>6: 10,2* →</p> <p>7: 10,8* ↗</p> <p>8: 10,6* ↙</p> <p>9: 9,4 ↖</p> <p>10: 9,0 →</p>
Serie 93,0	Serie 95,0	Serie 95,0	Serie 95,0
Sum 278,0	Sum 373,0	Sum 373,0	Sum 373,0

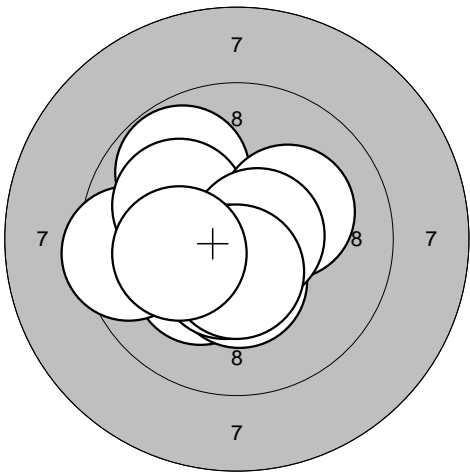
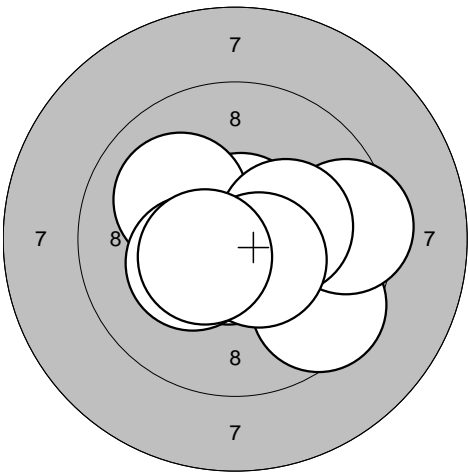
<p>Series 5</p> 	<p>1: 10,7* ↖</p> <p>2: 9,2 ↖</p> <p>3: 10,3* ↗</p> <p>4: 10,3* ↖</p> <p>5: 10,0 →</p> <p>6: 9,2 ↗</p> <p>7: 9,6 →</p> <p>8: 9,0 →</p> <p>9: 10,2* →</p> <p>10: 9,9 ←</p>	<p>Series 6</p> 	<p>1: 10,5* ↑</p> <p>2: 10,6* ↘</p> <p>3: 9,8 ←</p> <p>4: 9,5 ↗</p> <p>5: 10,3* ↗</p> <p>6: 9,4 ↑</p> <p>7: 10,6* ↘</p> <p>8: 8,9 →</p> <p>9: 10,3* →</p> <p>10: 9,6 ←</p>
Serie 95,0	Serie 94,0	Serie 94,0	Serie 94,0
Sum 468,0	Sum 562,0	Sum 562,0	Sum 562,0

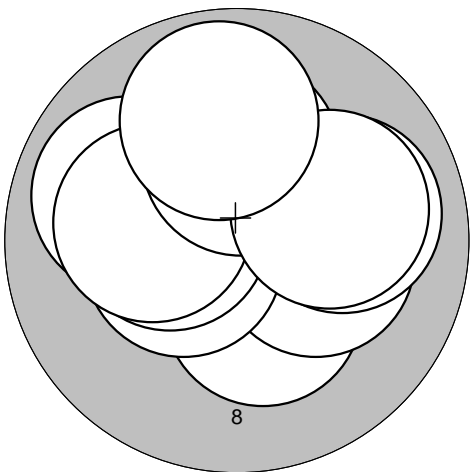
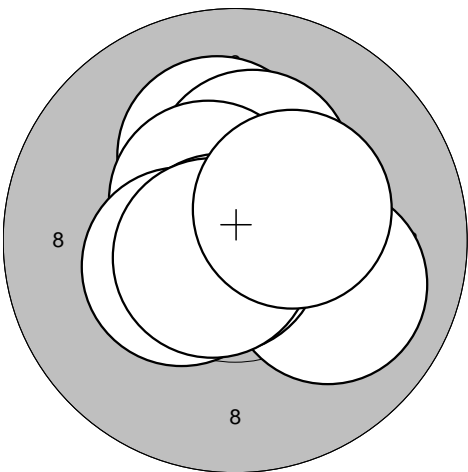
<p><b>Series 1</b></p> 	<p>1: 9,9 ↘                  2: 10,6* ↙                  3: 10,4* ←                  4: 10,8* ↙                  5: 10,2* ←                  6: 9,4 →                  7: 10,7* ↘                  8: 10,5* ↘                  9: 10,2* ←                  10: 9,3 →</p> <table border="1" style="width:100%; border-collapse: collapse;"> <tr><td>Serie</td><td style="text-align: right;">97,0</td></tr> <tr><td>Sum</td><td style="text-align: right;">97,0</td></tr> </table>	Serie	97,0	Sum	97,0	<p><b>Series 2</b></p> 	<p>1: 9,4 ↘                  2: 10,6* ↙                  3: 10,6* ↗                  4: 10,1 ↗                  5: 10,6* ↗                  6: 10,3* →                  7: 10,4* ↗                  8: 9,9 ↘                  9: 10,0 →                  10: 10,1 ↘</p> <table border="1" style="width:100%; border-collapse: collapse;"> <tr><td>Serie</td><td style="text-align: right;">98,0</td></tr> <tr><td>Sum</td><td style="text-align: right;">195,0</td></tr> </table>	Serie	98,0	Sum	195,0
Serie	97,0										
Sum	97,0										
Serie	98,0										
Sum	195,0										

<p><b>Series 3</b></p> 	<p>1: 9,9 →                  2: 10,7* ↘                  3: 9,8 ←                  4: 10,6* ←                  5: 9,9 ←                  6: 10,0 ↗                  7: 10,9* ←                  8: 10,0 ←                  9: 9,2 ↗                  10: 10,1 ←</p> <table border="1" style="width:100%; border-collapse: collapse;"> <tr><td>Serie</td><td style="text-align: right;">96,0</td></tr> <tr><td>Sum</td><td style="text-align: right;">291,0</td></tr> </table>	Serie	96,0	Sum	291,0	<p><b>Series 4</b></p> 	<p>1: 10,3* ↑                  2: 10,0 ←                  3: 10,0 →                  4: 9,4 →                  5: 9,8 →                  6: 10,3* ↗                  7: 9,9 ↑                  8: 10,0 ↗                  9: 9,1 ↑                  10: 10,1 ↑</p> <table border="1" style="width:100%; border-collapse: collapse;"> <tr><td>Serie</td><td style="text-align: right;">96,0</td></tr> <tr><td>Sum</td><td style="text-align: right;">387,0</td></tr> </table>	Serie	96,0	Sum	387,0
Serie	96,0										
Sum	291,0										
Serie	96,0										
Sum	387,0										

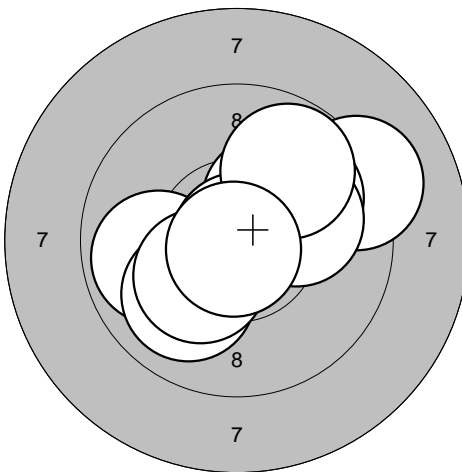
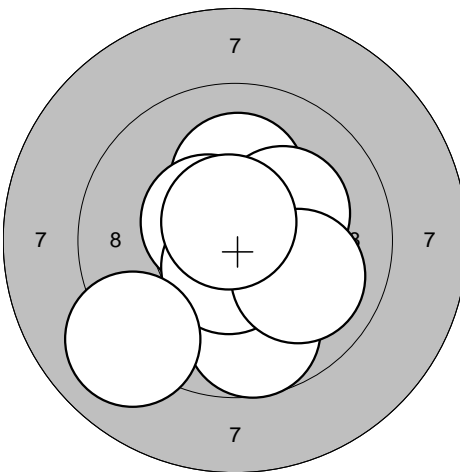
<p><b>Series 5</b></p> 	<p>1: 10,7* ↗                  2: 10,8* ↘                  3: 10,0 ↘                  4: 9,8 ←                  5: 9,2 ←                  6: 10,3* →                  7: 8,9 ↘                  8: 10,0 ↘                  9: 10,8* ↗                  10: 10,2* ←</p> <table border="1" style="width:100%; border-collapse: collapse;"> <tr><td>Serie</td><td style="text-align: right;">96,0</td></tr> <tr><td>Sum</td><td style="text-align: right;">483,0</td></tr> </table>	Serie	96,0	Sum	483,0	<p><b>Series 6</b></p> 	<p>1: 9,5 ↘                  2: 10,4* →                  3: 9,6 ↘                  4: 10,5* ←                  5: 9,8 ↘                  6: 9,8 ←                  7: 10,0 →                  8: 10,0 →                  9: 10,7* ↘                  10: 10,2* ↗</p> <table border="1" style="width:100%; border-collapse: collapse;"> <tr><td>Serie</td><td style="text-align: right;">96,0</td></tr> <tr><td>Sum</td><td style="text-align: right;">579,0</td></tr> </table>	Serie	96,0	Sum	579,0
Serie	96,0										
Sum	483,0										
Serie	96,0										
Sum	579,0										

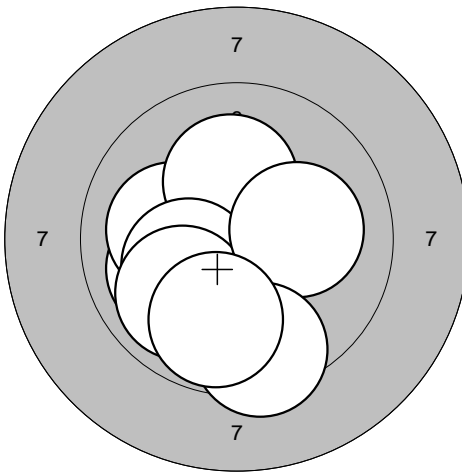
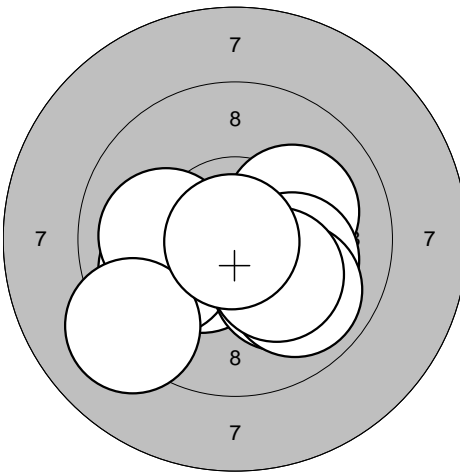
<p>Series 1</p> 	<p>1: 10,8* ↙                  2: 10,7* ↘                  3: 9,9 →                  4: 10,4* ↗                  5: 9,0 →                  6: 9,8 →                  7: 10,2* ←                  8: 10,6* ↓                  9: 10,1 ↑                  10: 10,4* ↑</p> <table border="1" style="width:100%; border-collapse: collapse;"> <tr><td>Serie</td><td style="text-align: right;">97,0</td></tr> <tr><td>Sum</td><td style="text-align: right;">97,0</td></tr> </table>	Serie	97,0	Sum	97,0	<p>Series 2</p> 	<p>1: 10,5* ↘                  2: 9,7 ↘                  3: 9,9 →                  4: 8,7 ↗                  5: 9,6 →                  6: 9,9 →                  7: 10,1 ↓                  8: 9,1 →                  9: 10,9* ↓                  10: 10,7* →</p> <table border="1" style="width:100%; border-collapse: collapse;"> <tr><td>Serie</td><td style="text-align: right;">93,0</td></tr> <tr><td>Sum</td><td style="text-align: right;">190,0</td></tr> </table>	Serie	93,0	Sum	190,0
Serie	97,0										
Sum	97,0										
Serie	93,0										
Sum	190,0										

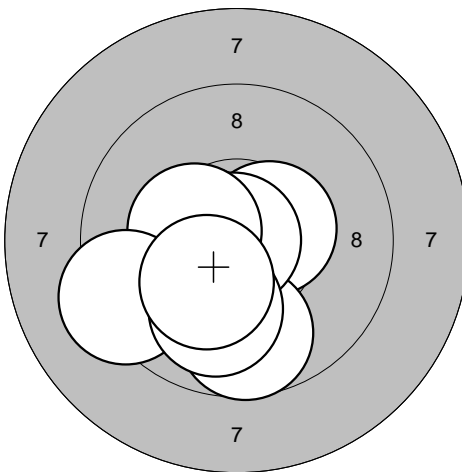
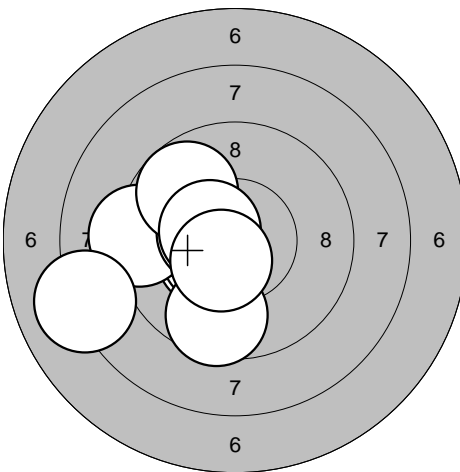
<p>Series 3</p> 	<p>1: 9,8 ↗                  2: 10,2* ↘                  3: 9,5 ←                  4: 10,4* ↓                  5: 10,1 ↗                  6: 10,2* →                  7: 10,7* →                  8: 10,5* ↓                  9: 10,5* ↓                  10: 10,2* ←</p> <table border="1" style="width:100%; border-collapse: collapse;"> <tr><td>Serie</td><td style="text-align: right;">98,0</td></tr> <tr><td>Sum</td><td style="text-align: right;">288,0</td></tr> </table>	Serie	98,0	Sum	288,0	<p>Series 4</p> 	<p>1: 10,7* ↓                  2: 10,7* ↑                  3: 10,1 ↗                  4: 10,4* →                  5: 9,5 ↘                  6: 9,4 →                  7: 10,3* →                  8: 10,5* ↘                  9: 10,3* ←                  10: 10,5* ←</p> <table border="1" style="width:100%; border-collapse: collapse;"> <tr><td>Serie</td><td style="text-align: right;">98,0</td></tr> <tr><td>Sum</td><td style="text-align: right;">386,0</td></tr> </table>	Serie	98,0	Sum	386,0
Serie	98,0										
Sum	288,0										
Serie	98,0										
Sum	386,0										

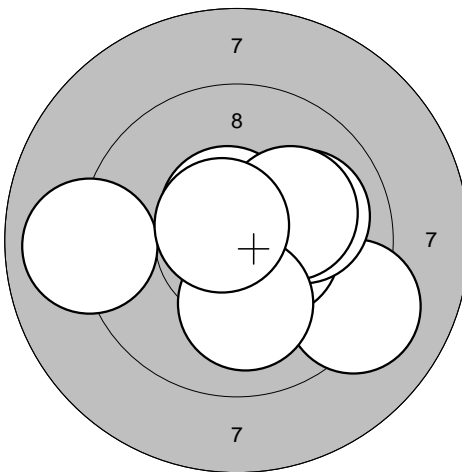
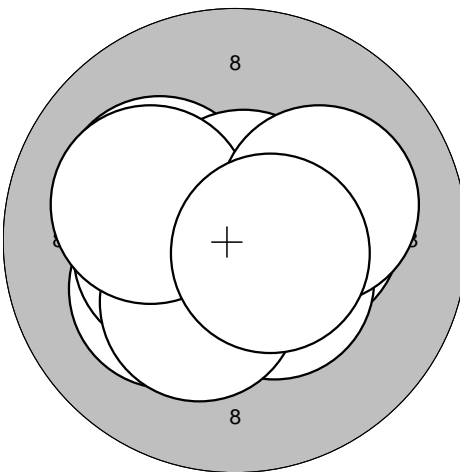
<p>Series 5</p> 	<p>1: 10,3* ↓                  2: 10,2* →                  3: 10,4* ←                  4: 10,3* ←                  5: 9,9 →                  6: 9,9 ↗                  7: 10,2* ←                  8: 10,2* ↑                  9: 10,1 →                  10: 9,8 ↑</p> <table border="1" style="width:100%; border-collapse: collapse;"> <tr><td>Serie</td><td style="text-align: right;">97,0</td></tr> <tr><td>Sum</td><td style="text-align: right;">483,0</td></tr> </table>	Serie	97,0	Sum	483,0	<p>Series 6</p> 	<p>1: 10,2* ↑                  2: 10,8* ↗                  3: 10,0 →                  4: 10,3* ↑                  5: 10,7* ↗                  6: 10,5* ↗                  7: 10,8* ↘                  8: 10,4* ←                  9: 10,7* ↘                  10: 10,3* ↗</p> <table border="1" style="width:100%; border-collapse: collapse;"> <tr><td>Serie</td><td style="text-align: right;">100,0</td></tr> <tr><td>Sum</td><td style="text-align: right;">583,0</td></tr> </table>	Serie	100,0	Sum	583,0
Serie	97,0										
Sum	483,0										
Serie	100,0										
Sum	583,0										

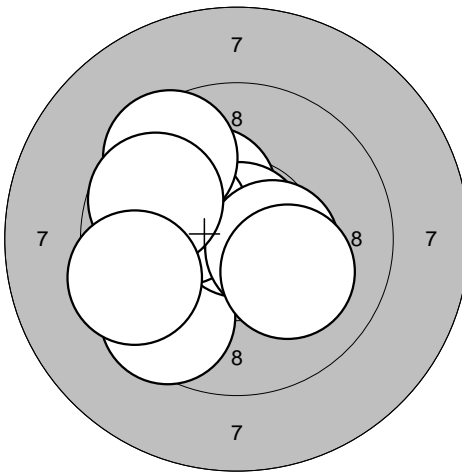
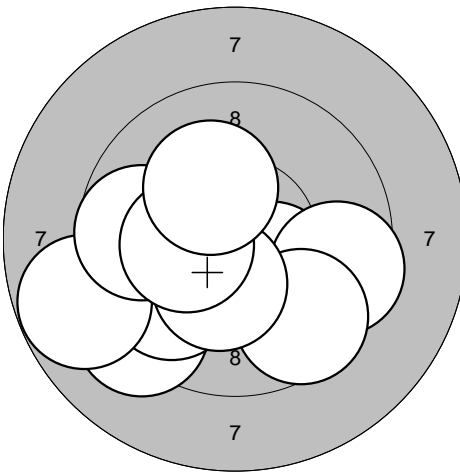


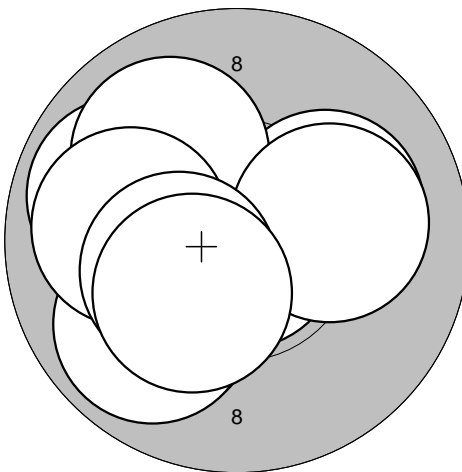
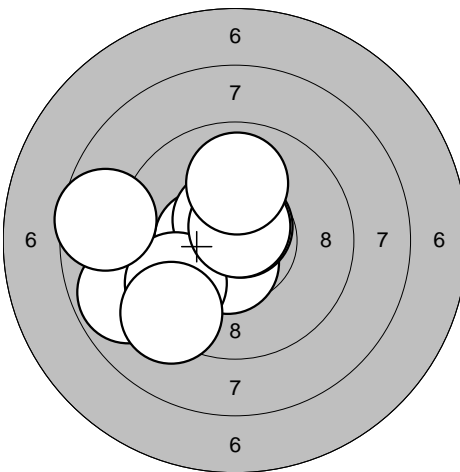
<p>Series 1</p> 	<p>1: 9,9 ←</p> <p>2: 9,2 →</p> <p>3: 10,0 ↙</p> <p>4: 10,3* ↙</p> <p>5: 10,3* ↗</p> <p>6: 10,0 →</p> <p>7: 10,9* →</p> <p>8: 10,1 →</p> <p>9: 9,8 ↗</p> <p>10: 10,8* ↓</p>	<p>Series 2</p> 	<p>1: 10,2* ↑</p> <p>2: 10,4* →</p> <p>3: 9,7 ↓</p> <p>4: 10,2* ↗</p> <p>5: 10,9* ←</p> <p>6: 10,5* ↖</p> <p>7: 10,6* ↓</p> <p>8: 10,0 ↘</p> <p>9: 10,7* ↑</p> <p>10: 9,0 ↙</p>
Serie 97,0	Serie 98,0		
Sum 97,0	Sum 195,0		

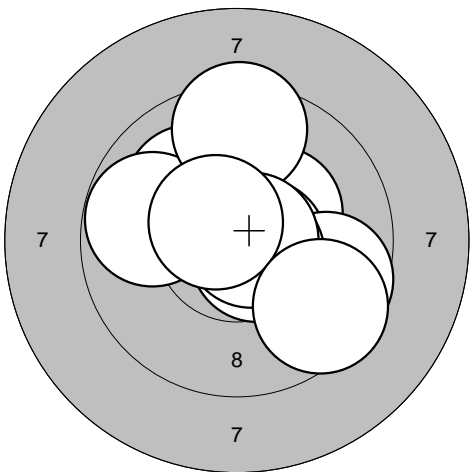
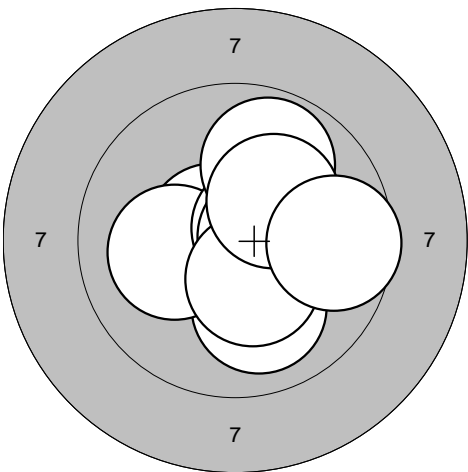
<p>Series 3</p> 	<p>1: 10,6* ↓</p> <p>2: 10,2* ↓</p> <p>3: 10,0 ←</p> <p>4: 10,1 ←</p> <p>5: 10,2* ↑</p> <p>6: 10,2* ←</p> <p>7: 9,9 ↙</p> <p>8: 10,1 →</p> <p>9: 9,4 ↓</p> <p>10: 9,8 ↓</p>	<p>Series 4</p> 	<p>1: 10,4* ↙</p> <p>2: 10,1 →</p> <p>3: 10,0 ←</p> <p>4: 10,1 ↙</p> <p>5: 10,0 ←</p> <p>6: 10,2* →</p> <p>7: 9,2 ↙</p> <p>8: 9,9 ↘</p> <p>9: 10,2* ↘</p> <p>10: 10,9* ↙</p>
Serie 97,0	Serie 98,0		
Sum 292,0	Sum 390,0		

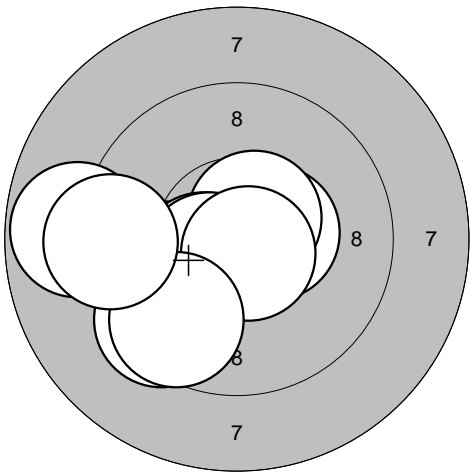
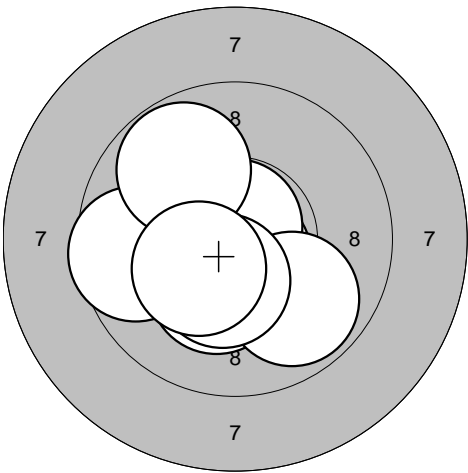
<p>Series 5</p> 	<p>1: 10,5* →</p> <p>2: 9,7 ↓</p> <p>3: 10,5* ←</p> <p>4: 10,4* ↙</p> <p>5: 10,8* ←</p> <p>6: 10,9* ←</p> <p>7: 10,4* ←</p> <p>8: 9,3 ←</p> <p>9: 10,0 ↓</p> <p>10: 10,3* ↙</p>	<p>Series 6</p> 	<p>1: 10,4* ↙</p> <p>2: 10,5* ↙</p> <p>3: 10,0 ←</p> <p>4: 9,3 ←</p> <p>5: 10,5* ←</p> <p>6: 9,8 ↗</p> <p>7: 10,5* ←</p> <p>8: 9,6 ↓</p> <p>9: 10,5* ↙</p> <p>10: 8,1 ←</p>
Serie 98,0	Serie 95,0		
Sum 488,0	Sum 583,0		

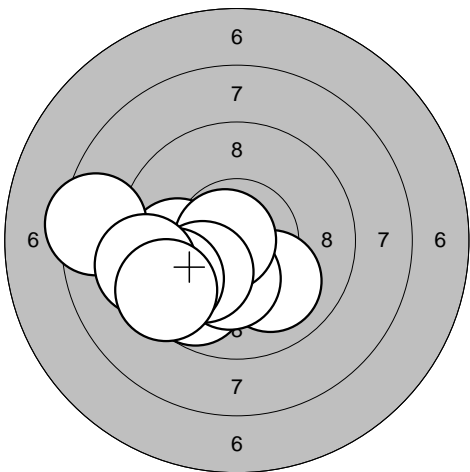
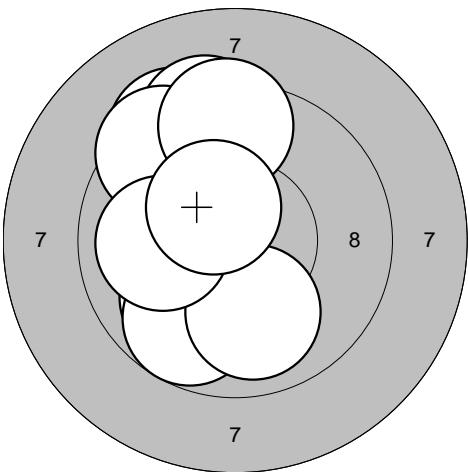
<p>Series 1</p> 	<p>1: 10,4* →</p> <p>2: 10,4* ↓</p> <p>3: 9,1 ↓</p> <p>4: 10,5* →</p> <p>5: 9,0 ←</p> <p>6: 10,0 →</p> <p>7: 10,6* ↑</p> <p>8: 10,2* →</p> <p>9: 10,1 ↓</p> <p>10: 10,7* ↗</p> <table border="1" style="width:100%; border-collapse: collapse;"> <tr><td>Serie</td><td style="text-align: right;">98,0</td></tr> <tr><td>Sum</td><td style="text-align: right;">98,0</td></tr> </table>	Serie	98,0	Sum	98,0	<p>Series 2</p> 	<p>1: 10,2* ↙</p> <p>2: 10,4* ←</p> <p>3: 10,3* →</p> <p>4: 10,5* ↓</p> <p>5: 10,3* ↓</p> <p>6: 10,1 ↖</p> <p>7: 10,7* ↑</p> <p>8: 10,1 ←</p> <p>9: 10,1 →</p> <p>10: 10,6* →</p> <table border="1" style="width:100%; border-collapse: collapse;"> <tr><td>Serie</td><td style="text-align: right;">100,0</td></tr> <tr><td>Sum</td><td style="text-align: right;">198,0</td></tr> </table>	Serie	100,0	Sum	198,0
Serie	98,0										
Sum	98,0										
Serie	100,0										
Sum	198,0										

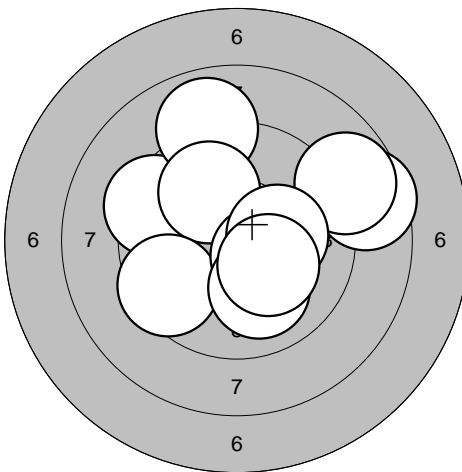
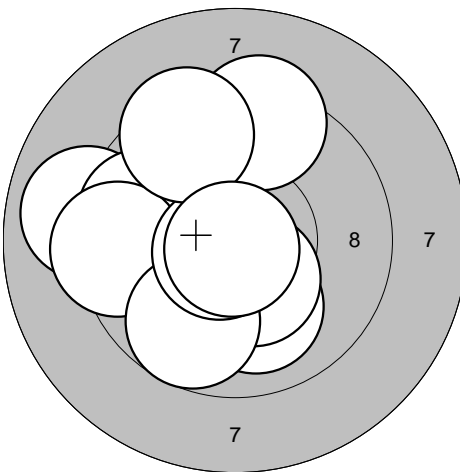
<p>Series 3</p> 	<p>1: 9,6 ↙</p> <p>2: 10,6* ↗</p> <p>3: 10,3* ↗</p> <p>4: 10,8* ↗</p> <p>5: 10,2* ↖</p> <p>6: 10,5* →</p> <p>7: 10,1 ↓</p> <p>8: 9,6 ↗</p> <p>9: 9,7 ↗</p> <p>10: 9,5 ←</p> <table border="1" style="width:100%; border-collapse: collapse;"> <tr><td>Serie</td><td style="text-align: right;">96,0</td></tr> <tr><td>Sum</td><td style="text-align: right;">294,0</td></tr> </table>	Serie	96,0	Sum	294,0	<p>Series 4</p> 	<p>1: 9,2 ↙</p> <p>2: 9,8 ↙</p> <p>3: 10,3* ↘</p> <p>4: 9,5 →</p> <p>5: 8,8 ←</p> <p>6: 9,6 ↓</p> <p>7: 9,7 ←</p> <p>8: 10,3* ↓</p> <p>9: 10,3* ←</p> <p>10: 10,2* ↗</p> <table border="1" style="width:100%; border-collapse: collapse;"> <tr><td>Serie</td><td style="text-align: right;">93,0</td></tr> <tr><td>Sum</td><td style="text-align: right;">387,0</td></tr> </table>	Serie	93,0	Sum	387,0
Serie	96,0										
Sum	294,0										
Serie	93,0										
Sum	387,0										

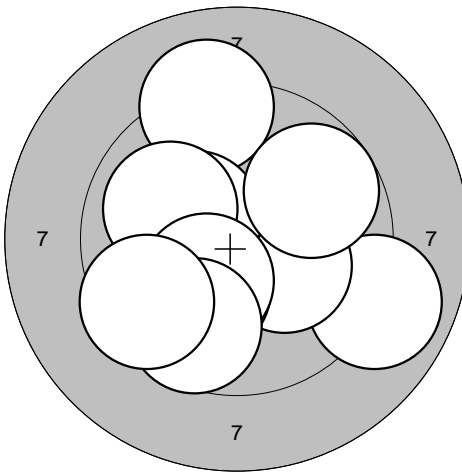
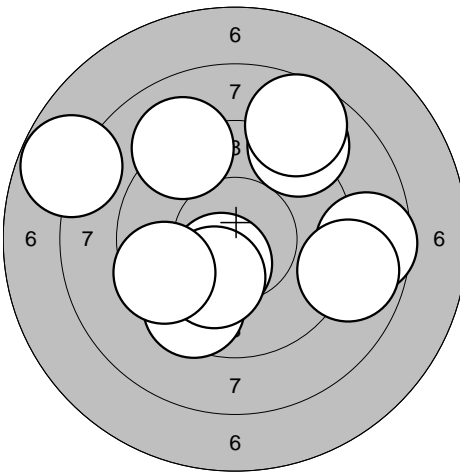
<p>Series 5</p> 	<p>1: 9,9 ↙</p> <p>2: 10,1 →</p> <p>3: 10,9* ↓</p> <p>4: 9,9 ↙</p> <p>5: 9,9 ↖</p> <p>6: 10,0 ↗</p> <p>7: 10,1 →</p> <p>8: 10,0 ←</p> <p>9: 10,3* ←</p> <p>10: 10,3* ↙</p> <table border="1" style="width:100%; border-collapse: collapse;"> <tr><td>Serie</td><td style="text-align: right;">97,0</td></tr> <tr><td>Sum</td><td style="text-align: right;">484,0</td></tr> </table>	Serie	97,0	Sum	484,0	<p>Series 6</p> 	<p>1: 10,4* ←</p> <p>2: 10,5* ↓</p> <p>3: 10,5* ↗</p> <p>4: 8,9 ←</p> <p>5: 10,7* ↗</p> <p>6: 9,7 ←</p> <p>7: 10,7* ↗</p> <p>8: 9,3 ↙</p> <p>9: 9,9 ↑</p> <p>10: 8,7 ←</p> <table border="1" style="width:100%; border-collapse: collapse;"> <tr><td>Serie</td><td style="text-align: right;">93,0</td></tr> <tr><td>Sum</td><td style="text-align: right;">577,0</td></tr> </table>	Serie	93,0	Sum	577,0
Serie	97,0										
Sum	484,0										
Serie	93,0										
Sum	577,0										

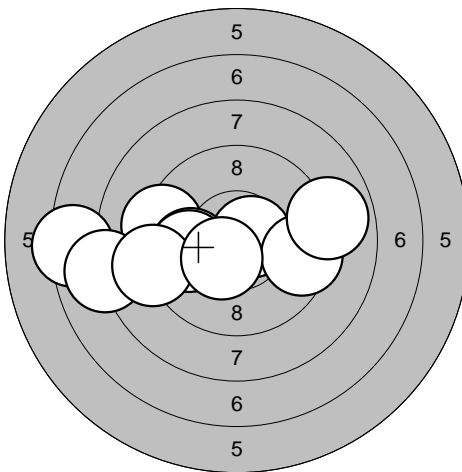
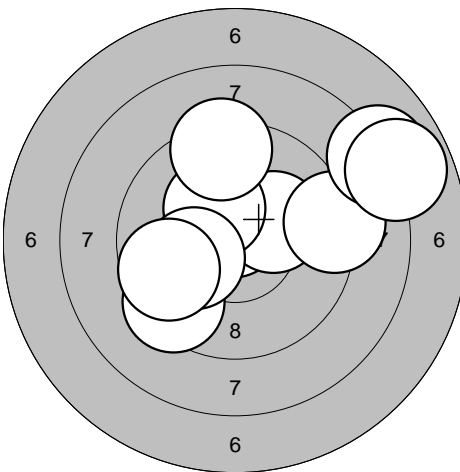
<p>Series 1</p> 	<p>1: 10,3* ↗                  2: 10,1 ↗                  3: 9,8 ←                  4: 10,6* →                  5: 9,5 ↑                  6: 9,7 →                  7: 10,6* ↘                  8: 10,7* →                  9: 10,6* ↗                  10: 9,5 ↘</p> <table border="1" style="width:100%; border-collapse: collapse;"> <tr><td>Serie</td><td style="text-align: right;">96,0</td></tr> <tr><td>Sum</td><td style="text-align: right;">96,0</td></tr> </table>	Serie	96,0	Sum	96,0	<p>Series 2</p>  <p>1: 10,0 ↓                  2: 10,6* ↖                  3: 10,6* ↓                  4: 10,1 ←                  5: 10,6* ↗                  6: 10,6* →                  7: 10,4* ↘                  8: 9,9 ↗                  9: 10,2* ↗                  10: 9,6 →</p> <table border="1" style="width:100%; border-collapse: collapse;"> <tr><td>Serie</td><td style="text-align: right;">98,0</td></tr> <tr><td>Sum</td><td style="text-align: right;">194,0</td></tr> </table>	Serie	98,0	Sum	194,0
Serie	96,0									
Sum	96,0									
Serie	98,0									
Sum	194,0									

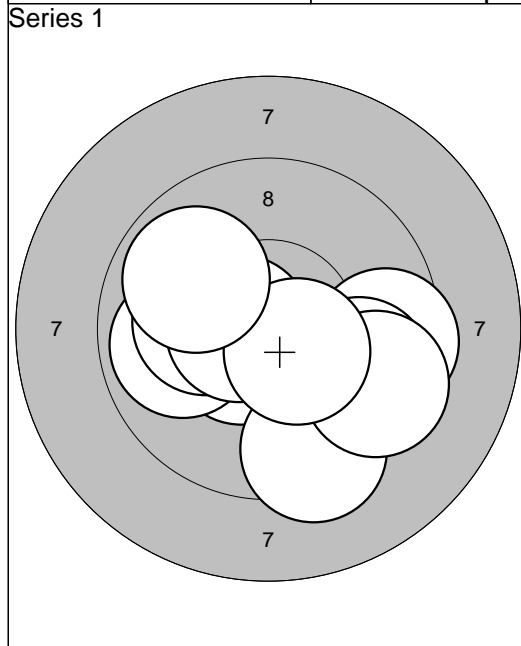
<p>Series 3</p> 	<p>1: 10,5* →                  2: 10,6* ↗                  3: 9,9 ←                  4: 10,4* ↖                  5: 10,5* ↖                  6: 8,8 ←                  7: 10,7* ↘                  8: 9,5 ↖                  9: 9,6 ↖                  10: 9,3 ←</p> <table border="1" style="width:100%; border-collapse: collapse;"> <tr><td>Serie</td><td style="text-align: right;">94,0</td></tr> <tr><td>Sum</td><td style="text-align: right;">288,0</td></tr> </table>	Serie	94,0	Sum	288,0	<p>Series 4</p>  <p>1: 10,4* ↘                  2: 10,7* ↘                  3: 10,3* ↘                  4: 10,8* ↘                  5: 10,8* ↑                  6: 9,9 ↘                  7: 9,6 ←                  8: 9,8 ↗                  9: 10,3* ↘                  10: 10,3* ↖</p> <table border="1" style="width:100%; border-collapse: collapse;"> <tr><td>Serie</td><td style="text-align: right;">97,0</td></tr> <tr><td>Sum</td><td style="text-align: right;">385,0</td></tr> </table>	Serie	97,0	Sum	385,0
Serie	94,0									
Sum	288,0									
Serie	97,0									
Sum	385,0									

<p>Series 5</p> 	<p>1: 9,7 ↘                  2: 10,0 ↘                  3: 9,9 ←                  4: 8,5 ←                  5: 10,2* ↘                  6: 10,7* ←                  7: 10,1 ↘                  8: 9,6 ↖                  9: 9,3 ←                  10: 9,4 ↖</p> <table border="1" style="width:100%; border-collapse: collapse;"> <tr><td>Serie</td><td style="text-align: right;">93,0</td></tr> <tr><td>Sum</td><td style="text-align: right;">478,0</td></tr> </table>	Serie	93,0	Sum	478,0	<p>Series 6</p>  <p>1: 9,9 ↖                  2: 9,6 ↗                  3: 9,4 ↗                  4: 9,3 ↑                  5: 9,4 ↗                  6: 9,4 ↑                  7: 9,8 ↘                  8: 10,0 ↘                  9: 10,0 ←                  10: 10,4* ↗</p> <table border="1" style="width:100%; border-collapse: collapse;"> <tr><td>Serie</td><td style="text-align: right;">93,0</td></tr> <tr><td>Sum</td><td style="text-align: right;">571,0</td></tr> </table>	Serie	93,0	Sum	571,0
Serie	93,0									
Sum	478,0									
Serie	93,0									
Sum	571,0									

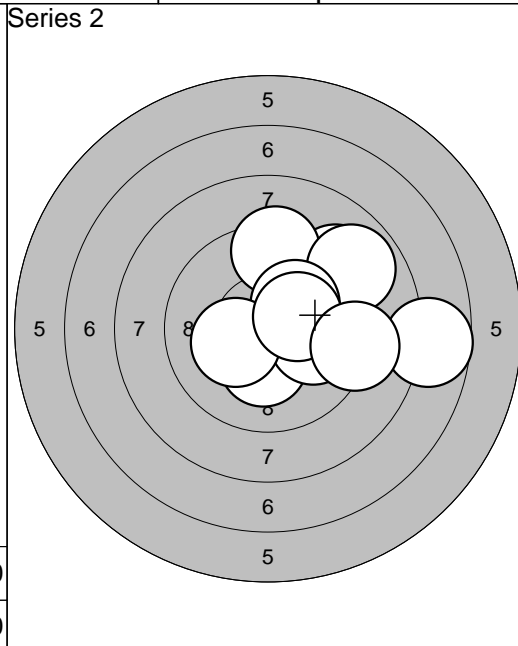
<p>Series 1</p> 	<p>1: 9,4 ←</p> <p>2: 8,9 ↑</p> <p>3: 8,5 →</p> <p>4: 8,8 →</p> <p>5: 10,0 ↑</p> <p>6: 9,5 ←</p> <p>7: 10,4* ↓</p> <p>8: 10,2* →</p> <p>9: 10,0 ↓</p> <p>10: 10,3* ↓</p> <table border="1" style="width:100%; border-collapse: collapse;"> <tr><td>Serie</td><td style="text-align: right;">92,0</td></tr> <tr><td>Sum</td><td style="text-align: right;">92,0</td></tr> </table>	Serie	92,0	Sum	92,0	<p>Series 2</p> 	<p>1: 9,0 ←</p> <p>2: 9,7 ←</p> <p>3: 9,4 ←</p> <p>4: 9,4 ↑</p> <p>5: 10,0 ↓</p> <p>6: 10,4* ↓</p> <p>7: 9,7 ↓</p> <p>8: 10,7* ←</p> <p>9: 9,4 ↑</p> <p>10: 10,8* ↓</p> <table border="1" style="width:100%; border-collapse: collapse;"> <tr><td>Serie</td><td style="text-align: right;">94,0</td></tr> <tr><td>Sum</td><td style="text-align: right;">186,0</td></tr> </table>	Serie	94,0	Sum	186,0
Serie	92,0										
Sum	92,0										
Serie	94,0										
Sum	186,0										

<p>Series 3</p> 	<p>1: 8,9 →</p> <p>2: 9,2 ↑</p> <p>3: 10,2* ↓</p> <p>4: 10,2* ↓</p> <p>5: 10,3* ←</p> <p>6: 10,0 ↑</p> <p>7: 9,8 →</p> <p>8: 10,3* ↓</p> <p>9: 9,7 ↓</p> <p>10: 9,5 ←</p> <table border="1" style="width:100%; border-collapse: collapse;"> <tr><td>Serie</td><td style="text-align: right;">94,0</td></tr> <tr><td>Sum</td><td style="text-align: right;">280,0</td></tr> </table>	Serie	94,0	Sum	280,0	<p>Series 4</p> 	<p>1: 8,6 →</p> <p>2: 9,1 ↑</p> <p>3: 10,5* ↓</p> <p>4: 9,6 ↓</p> <p>5: 10,2* ↓</p> <p>6: 8,9 →</p> <p>7: 9,6 ←</p> <p>8: 9,0 ↑</p> <p>9: 7,8 ←</p> <p>10: 8,7 ↑</p> <table border="1" style="width:100%; border-collapse: collapse;"> <tr><td>Serie</td><td style="text-align: right;">87,0</td></tr> <tr><td>Sum</td><td style="text-align: right;">367,0</td></tr> </table>	Serie	87,0	Sum	367,0
Serie	94,0										
Sum	280,0										
Serie	87,0										
Sum	367,0										

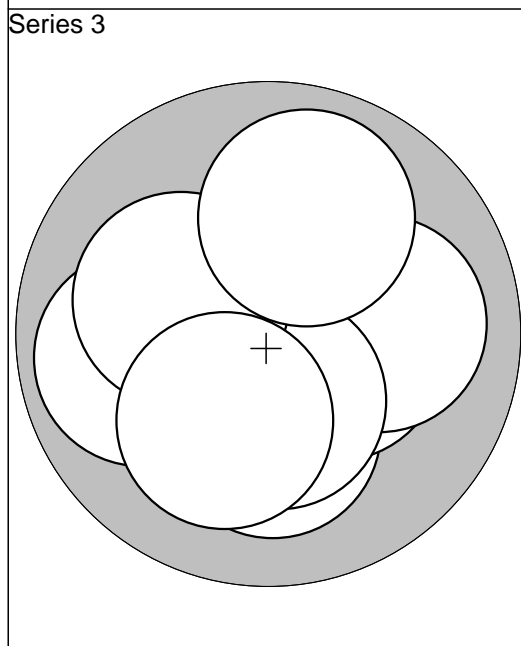
<p>Series 5</p> 	<p>1: 9,3 ←</p> <p>2: 9,9 ←</p> <p>3: 9,9 ←</p> <p>4: 7,3 ←</p> <p>5: 8,0 ←</p> <p>6: 9,0 ←</p> <p>7: 10,6* →</p> <p>8: 9,5 →</p> <p>9: 8,9 →</p> <p>10: 10,4* ↓</p> <table border="1" style="width:100%; border-collapse: collapse;"> <tr><td>Serie</td><td style="text-align: right;">88,0</td></tr> <tr><td>Sum</td><td style="text-align: right;">455,0</td></tr> </table>	Serie	88,0	Sum	455,0	<p>Series 6</p> 	<p>1: 10,7* ↑</p> <p>2: 9,4 ←</p> <p>3: 10,2* →</p> <p>4: 9,2 →</p> <p>5: 10,3* ↑</p> <p>6: 10,2* ←</p> <p>7: 8,0 →</p> <p>8: 9,7 ←</p> <p>9: 7,9 →</p> <p>10: 9,3 ↑</p> <table border="1" style="width:100%; border-collapse: collapse;"> <tr><td>Serie</td><td style="text-align: right;">91,0</td></tr> <tr><td>Sum</td><td style="text-align: right;">546,0</td></tr> </table>	Serie	91,0	Sum	546,0
Serie	88,0										
Sum	455,0										
Serie	91,0										
Sum	546,0										



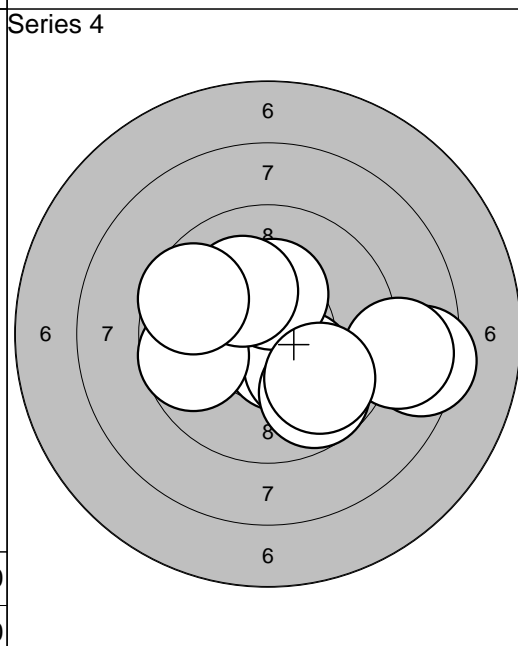
1: 10,5*	↙
2: 9,5	→
3: 9,9	←
4: 10,2*	←
5: 9,7	→
6: 9,4	↘
7: 10,6*	←
8: 9,5	→
9: 10,5*	↘
10: 9,9	↗
<b>Serie</b>	<b>94,0</b>
<b>Sum</b>	<b>94,0</b>



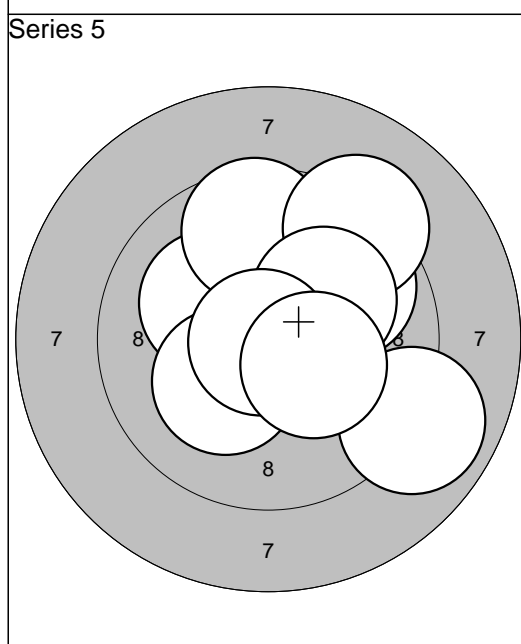
1: 9,2	↗
2: 7,7	→
3: 9,4	↑
4: 10,3*	↓
5: 10,0	→
6: 8,9	↗
7: 10,2*	↗
8: 10,3*	←
9: 10,3*	↗
10: 9,2	→
<b>Serie</b>	<b>92,0</b>
<b>Sum</b>	<b>186,0</b>



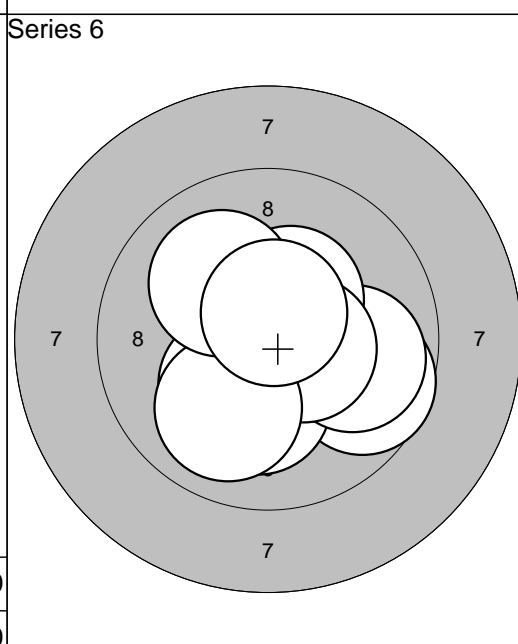
1: 10,6*	→
2: 10,2*	↓
3: 9,9	←
4: 10,4*	→
5: 10,5*	←
6: 10,0	→
7: 10,4*	↓
8: 10,2*	←
9: 10,1	↘
10: 9,9	↑
<b>Serie</b>	<b>98,0</b>
<b>Sum</b>	<b>284,0</b>



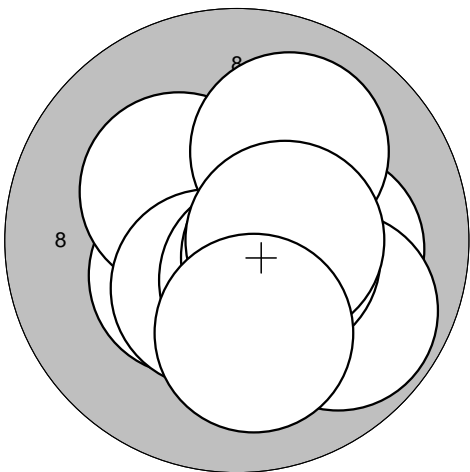
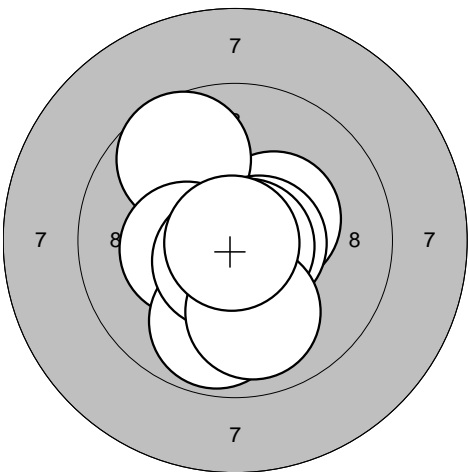
1: 10,6*	↘
2: 10,2*	↘
3: 9,7	←
4: 10,3*	↑
5: 9,7	↘
6: 10,2*	↗
7: 8,4	→
8: 8,8	→
9: 9,8	↘
10: 9,6	←
<b>Serie</b>	<b>92,0</b>
<b>Sum</b>	<b>376,0</b>

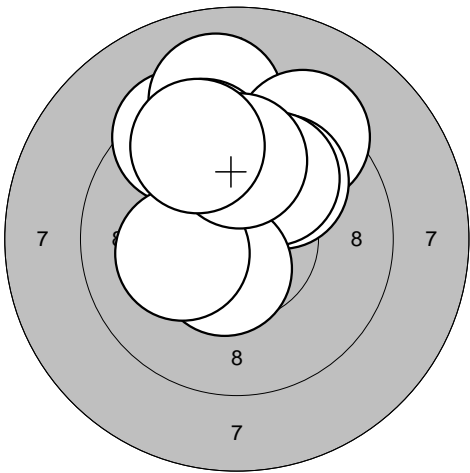
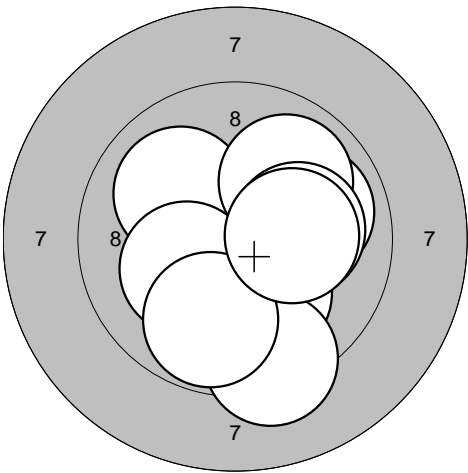


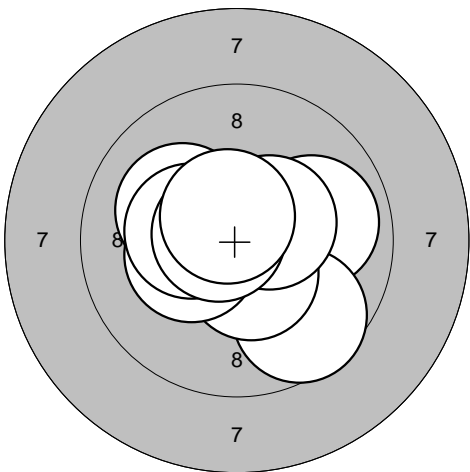
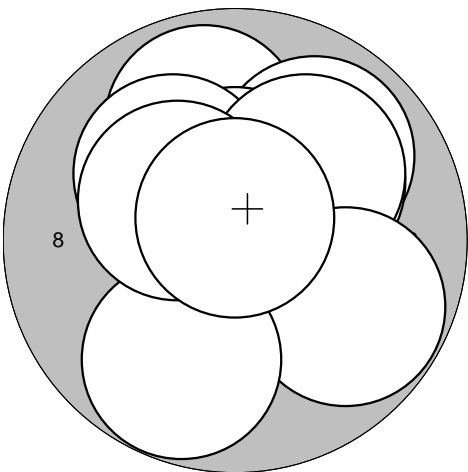
1: 10,1	↖
2: 10,7*	↘
3: 10,2*	↖
4: 9,6	↑
5: 9,8	↗
6: 8,9	↘
7: 9,2	↗
8: 10,1	↗
9: 10,9*	←
10: 10,3*	↘
<b>Serie</b>	<b>95,0</b>
<b>Sum</b>	<b>471,0</b>

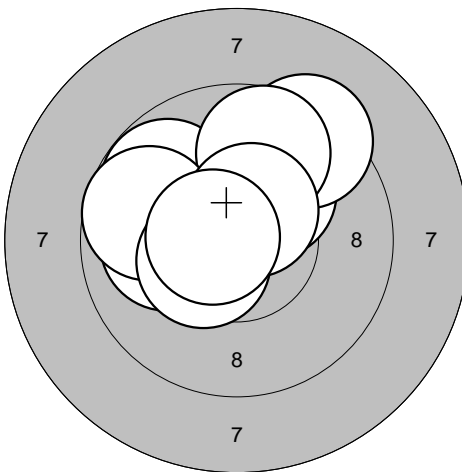
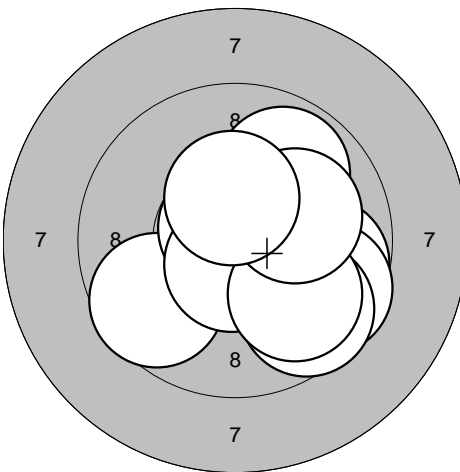


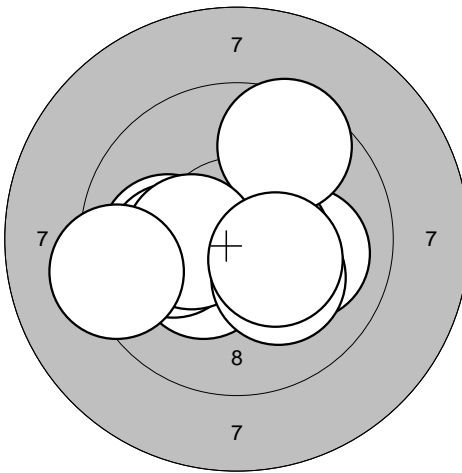
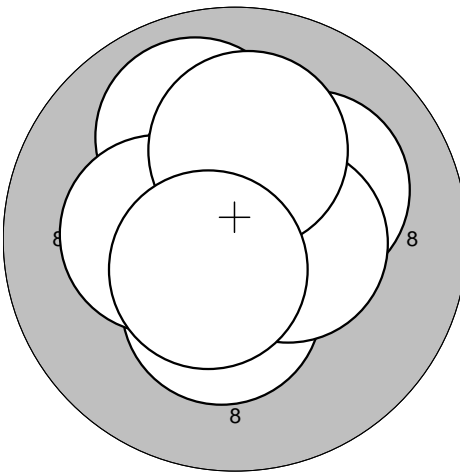
1: 9,7	↘
2: 10,2*	↓
3: 9,9	→
4: 10,2*	↖
5: 10,4*	↗
6: 10,5*	→
7: 10,6*	↗
8: 10,0	↘
9: 10,1	↖
10: 10,6*	↑
<b>Serie</b>	<b>98,0</b>
<b>Sum</b>	<b>569,0</b>

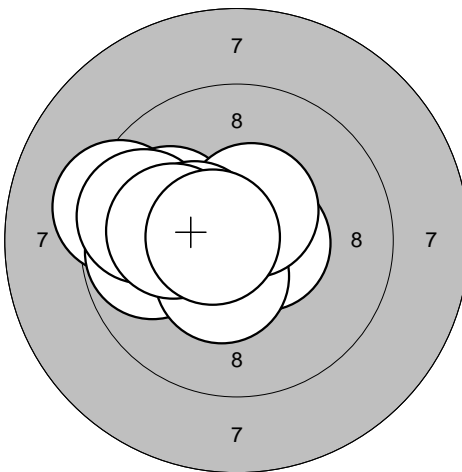
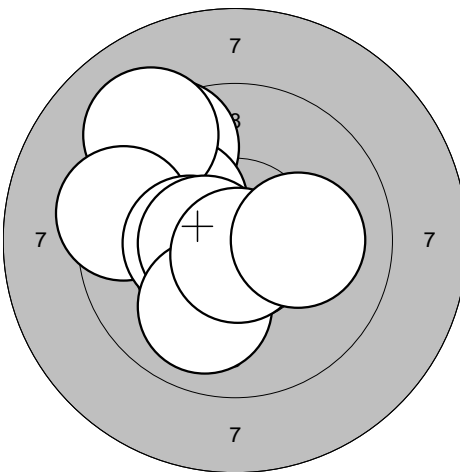
<p>Series 1</p> 	<p>1: 10,4* ↙ 2: 10,3* ↗ 3: 10,5* ↘ 4: 10,6* ↘ 5: 10,1 → 6: 9,8 ↘ 7: 10,5* → 8: 10,0 ↗ 9: 10,5* → 10: 10,1 ↘</p> <table border="1" style="width:100%; border-collapse: collapse;"> <tr><td>Serie</td><td style="text-align: right;">99,0</td></tr> <tr><td>Sum</td><td style="text-align: right;">99,0</td></tr> </table>	Serie	99,0	Sum	99,0	<p>Series 2</p> 	<p>1: 10,4* → 2: 10,6* ↘ 3: 9,7 ↗ 4: 10,6* → 5: 10,8* → 6: 10,3* ← 7: 9,9 ↓ 8: 10,6* ↘ 9: 10,0 ↓ 10: 10,9* ↘</p> <table border="1" style="width:100%; border-collapse: collapse;"> <tr><td>Serie</td><td style="text-align: right;">98,0</td></tr> <tr><td>Sum</td><td style="text-align: right;">197,0</td></tr> </table>	Serie	98,0	Sum	197,0
Serie	99,0										
Sum	99,0										
Serie	98,0										
Sum	197,0										

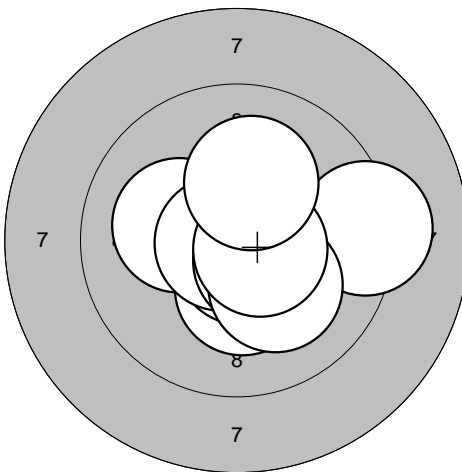
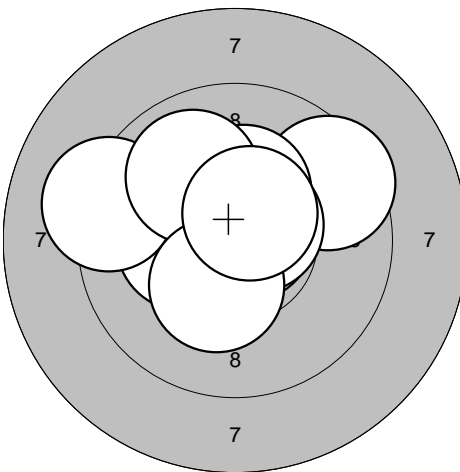
<p>Series 3</p> 	<p>1: 9,4 ↗ 2: 9,1 ↑ 3: 9,3 ↗ 4: 10,0 ↗ 5: 10,0 ↗ 6: 9,6 ↑ 7: 10,5* ↘ 8: 10,2* ← 9: 9,9 ↑ 10: 9,6 ↗</p> <table border="1" style="width:100%; border-collapse: collapse;"> <tr><td>Serie</td><td style="text-align: right;">94,0</td></tr> <tr><td>Sum</td><td style="text-align: right;">291,0</td></tr> </table>	Serie	94,0	Sum	291,0	<p>Series 4</p> 	<p>1: 10,1 ↓ 2: 10,4* ↘ 3: 10,0 ↗ 4: 9,9 → 5: 9,3 ↘ 6: 9,9 ↗ 7: 10,2* ← 8: 10,1 → 9: 9,8 ↓ 10: 10,2* →</p> <table border="1" style="width:100%; border-collapse: collapse;"> <tr><td>Serie</td><td style="text-align: right;">96,0</td></tr> <tr><td>Sum</td><td style="text-align: right;">387,0</td></tr> </table>	Serie	96,0	Sum	387,0
Serie	94,0										
Sum	291,0										
Serie	96,0										
Sum	387,0										

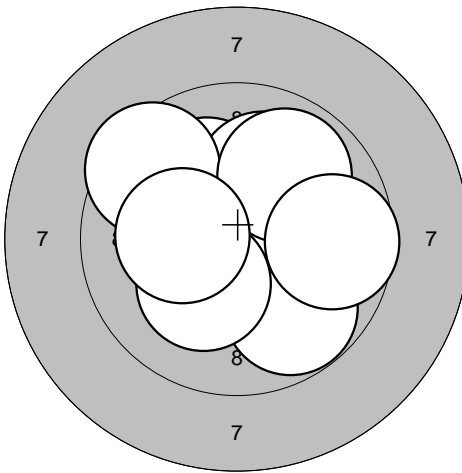
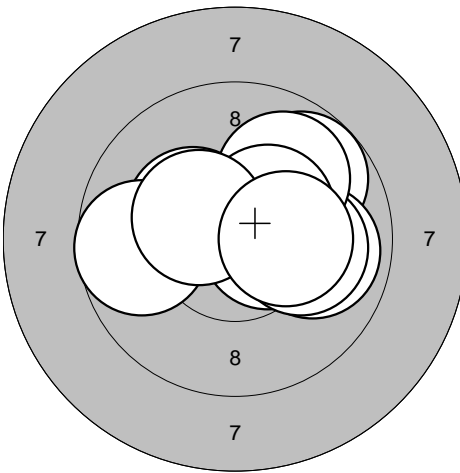
<p>Series 5</p> 	<p>1: 9,9 → 2: 9,6 ↘ 3: 10,4* ← 4: 10,5* ↘ 5: 10,3* ← 6: 10,1 ↗ 7: 10,4* ← 8: 10,4* → 9: 10,7* ← 10: 10,6* ↗</p> <table border="1" style="width:100%; border-collapse: collapse;"> <tr><td>Serie</td><td style="text-align: right;">98,0</td></tr> <tr><td>Sum</td><td style="text-align: right;">485,0</td></tr> </table>	Serie	98,0	Sum	485,0	<p>Series 6</p> 	<p>1: 9,9 ↑ 2: 9,9 ↗ 3: 10,5* ↑ 4: 10,1 ↗ 5: 10,1 ↗ 6: 10,1 ↗ 7: 9,8 → 8: 9,8 ↓ 9: 10,3* ↗ 10: 10,7* ↑</p> <table border="1" style="width:100%; border-collapse: collapse;"> <tr><td>Serie</td><td style="text-align: right;">96,0</td></tr> <tr><td>Sum</td><td style="text-align: right;">581,0</td></tr> </table>	Serie	96,0	Sum	581,0
Serie	98,0										
Sum	485,0										
Serie	96,0										
Sum	581,0										

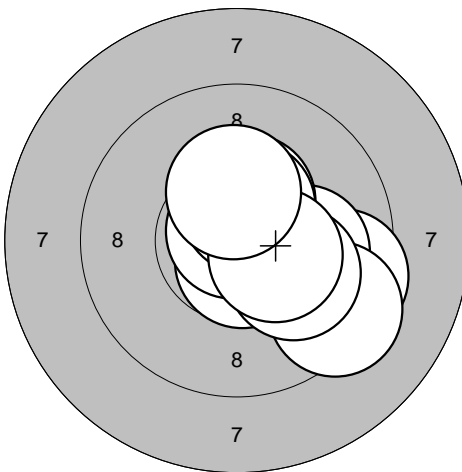
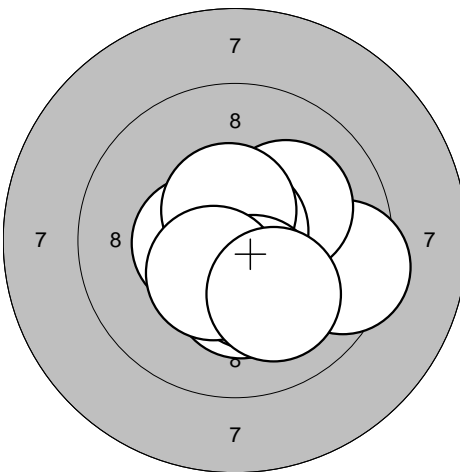
<p>Series 1</p> 	<p>1: 9,8 ↖ 2: 10,1 ↗ 3: 10,2* ↗ 4: 9,3 ↗ 5: 9,7 ↗ 6: 10,0 ← 7: 9,7 ↖ 8: 10,4* ↖ 9: 10,5* ↗ 10: 10,6* ←</p> <table border="1" style="width:100%; border-collapse: collapse;"> <tr><td style="text-align: right;">Serie</td><td style="text-align: right;">96,0</td></tr> <tr><td style="text-align: right;">Sum</td><td style="text-align: right;">96,0</td></tr> </table>	Serie	96,0	Sum	96,0	<p>Series 2</p> 	<p>1: 9,8 → 2: 9,6 ↖ 3: 10,8* ↗ 4: 10,6* ↓ 5: 9,6 → 6: 9,9 ↗ 7: 9,6 ↘ 8: 9,9 ↘ 9: 10,1 → 10: 10,4* ↑</p> <table border="1" style="width:100%; border-collapse: collapse;"> <tr><td style="text-align: right;">Serie</td><td style="text-align: right;">94,0</td></tr> <tr><td style="text-align: right;">Sum</td><td style="text-align: right;">190,0</td></tr> </table>	Serie	94,0	Sum	190,0
Serie	96,0										
Sum	96,0										
Serie	94,0										
Sum	190,0										

<p>Series 3</p> 	<p>1: 10,3* ↖ 2: 10,0 → 3: 10,0 ← 4: 10,6* → 5: 9,5 ↗ 6: 10,1 ← 7: 10,3* ← 8: 9,3 ← 9: 10,2* ↘ 10: 10,4* →</p> <table border="1" style="width:100%; border-collapse: collapse;"> <tr><td style="text-align: right;">Serie</td><td style="text-align: right;">98,0</td></tr> <tr><td style="text-align: right;">Sum</td><td style="text-align: right;">288,0</td></tr> </table>	Serie	98,0	Sum	288,0	<p>Series 4</p> 	<p>1: 10,3* ↓ 2: 10,0 ↗ 3: 10,5* ↑ 4: 10,8* → 5: 10,6* ↑ 6: 10,1 ↗ 7: 10,5* → 8: 10,3* ← 9: 10,1 ↑ 10: 10,6* ↘</p> <table border="1" style="width:100%; border-collapse: collapse;"> <tr><td style="text-align: right;">Serie</td><td style="text-align: right;">100,0</td></tr> <tr><td style="text-align: right;">Sum</td><td style="text-align: right;">388,0</td></tr> </table>	Serie	100,0	Sum	388,0
Serie	98,0										
Sum	288,0										
Serie	100,0										
Sum	388,0										

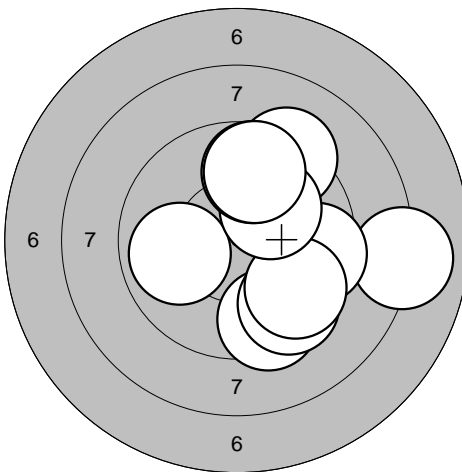
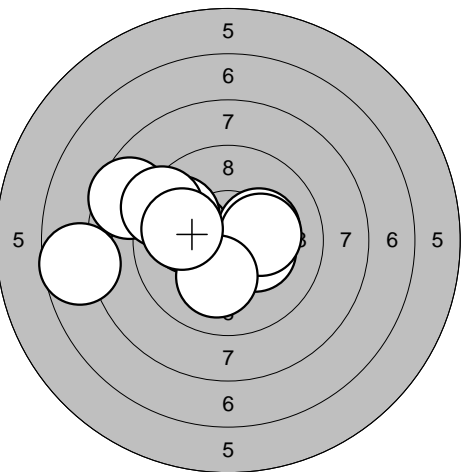
<p>Series 5</p> 	<p>1: 9,3 ← 2: 10,6* → 3: 10,0 ↖ 4: 9,8 ← 5: 10,4* ↘ 6: 10,5* ↗ 7: 9,7 ↖ 8: 10,4* ↖ 9: 10,1 ← 10: 10,6* ←</p> <table border="1" style="width:100%; border-collapse: collapse;"> <tr><td style="text-align: right;">Serie</td><td style="text-align: right;">97,0</td></tr> <tr><td style="text-align: right;">Sum</td><td style="text-align: right;">485,0</td></tr> </table>	Serie	97,0	Sum	485,0	<p>Series 6</p> 	<p>1: 9,5 ↗ 2: 10,1 ↖ 3: 10,4* ↖ 4: 9,1 ↗ 5: 9,4 ← 6: 10,4* ← 7: 10,5* ← 8: 10,0 ↓ 9: 10,7* ↓ 10: 10,1 →</p> <table border="1" style="width:100%; border-collapse: collapse;"> <tr><td style="text-align: right;">Serie</td><td style="text-align: right;">97,0</td></tr> <tr><td style="text-align: right;">Sum</td><td style="text-align: right;">582,0</td></tr> </table>	Serie	97,0	Sum	582,0
Serie	97,0										
Sum	485,0										
Serie	97,0										
Sum	582,0										

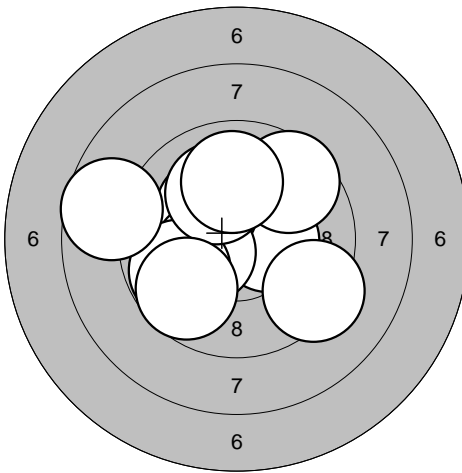
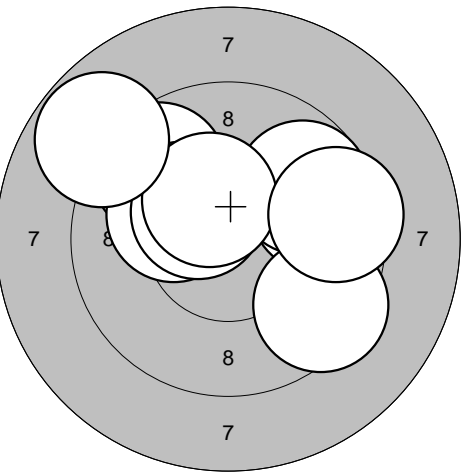
<p>Series 1</p> 	<p>1: 10,4* →</p> <p>2: 10,2* ←</p> <p>3: 10,3* ↓</p> <p>4: 10,7* ↓</p> <p>5: 10,8* ←</p> <p>6: 9,2 →</p> <p>7: 10,5* ↓</p> <p>8: 10,2* ↓</p> <p>9: 10,6* →</p> <p>10: 10,2* ↑</p>	<p>Series 2</p> 	<p>1: 10,3* ←</p> <p>2: 9,5 ↗</p> <p>3: 10,7* ↗</p> <p>4: 9,2 ←</p> <p>5: 10,3* ↑</p> <p>6: 10,8* ↗</p> <p>7: 10,6* ↗</p> <p>8: 9,9 ↖</p> <p>9: 10,3* ↓</p> <p>10: 10,6* ↗</p>
Serie 99,0		Serie 97,0	
Sum 99,0		Sum 196,0	

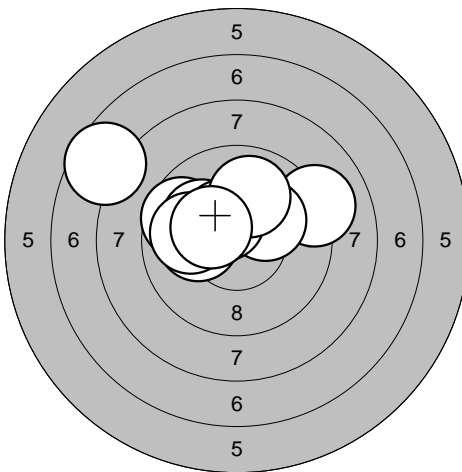
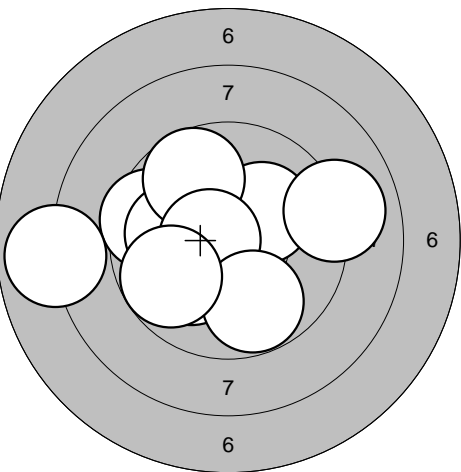
<p>Series 3</p> 	<p>1: 10,1 ↗</p> <p>2: 10,7* →</p> <p>3: 9,8 ↓</p> <p>4: 10,1 ↗</p> <p>5: 10,5* ←</p> <p>6: 9,5 ↗</p> <p>7: 9,9 ↗</p> <p>8: 10,2* ↓</p> <p>9: 9,7 →</p> <p>10: 10,2* ←</p>	<p>Series 4</p> 	<p>1: 9,8 ↗</p> <p>2: 9,9 →</p> <p>3: 10,3* ↖</p> <p>4: 9,7 ←</p> <p>5: 10,5* →</p> <p>6: 10,0 →</p> <p>7: 9,9 ↗</p> <p>8: 10,4* ↗</p> <p>9: 10,4* ↖</p> <p>10: 10,3* →</p>
Serie 96,0		Serie 96,0	
Sum 292,0		Sum 388,0	

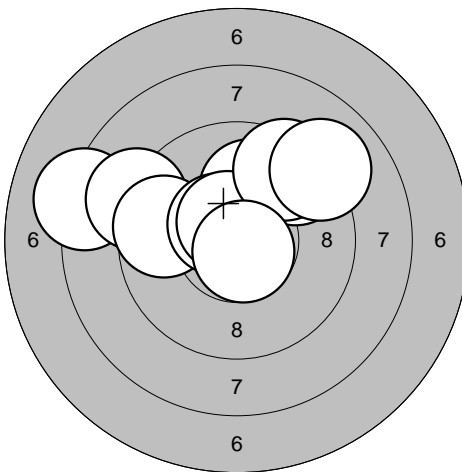
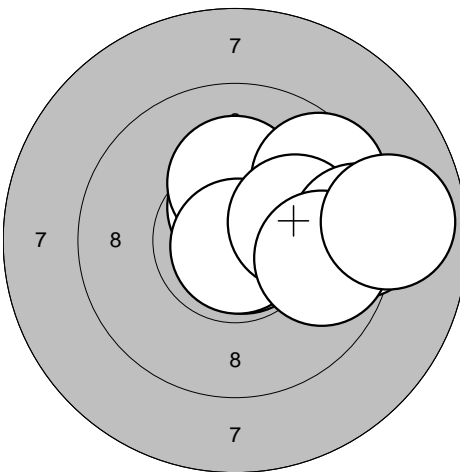
<p>Series 5</p> 	<p>1: 10,7* ↓</p> <p>2: 9,5 →</p> <p>3: 10,1 →</p> <p>4: 10,4* ↑</p> <p>5: 9,3 ↓</p> <p>6: 10,8* ↑</p> <p>7: 10,5* ↑</p> <p>8: 10,1 ↓</p> <p>9: 10,4* →</p> <p>10: 10,3* ↑</p>	<p>Series 6</p> 	<p>1: 9,5 →</p> <p>2: 10,2* ↗</p> <p>3: 10,8* ↗</p> <p>4: 10,8* ←</p> <p>5: 10,3* ↓</p> <p>6: 10,5* ←</p> <p>7: 10,6* ↑</p> <p>8: 10,4* ↓</p> <p>9: 10,4* ↓</p> <p>10: 10,1 ↓</p>
Serie 98,0		Serie 99,0	
Sum 486,0		Sum 585,0	

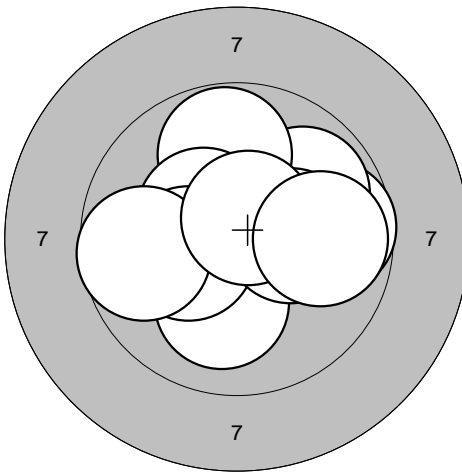
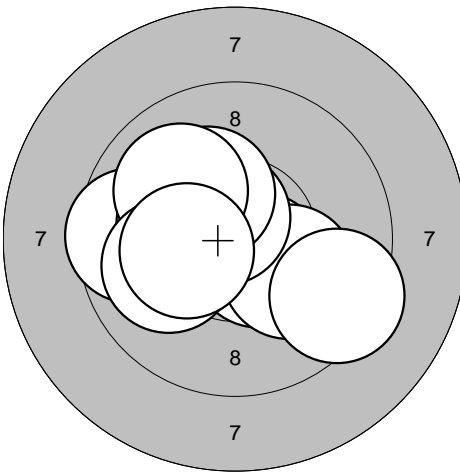


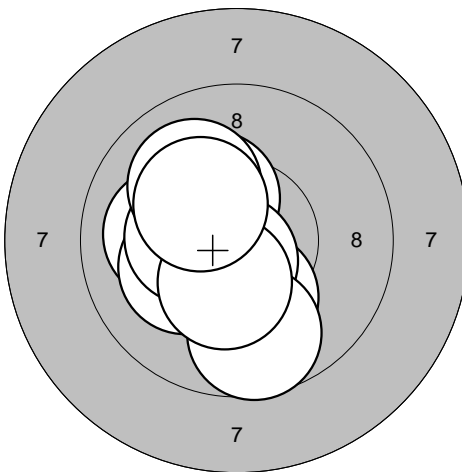
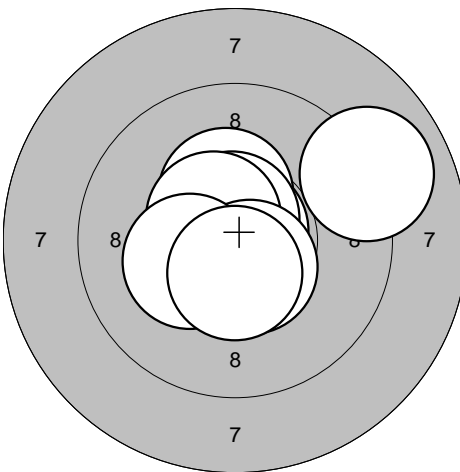
<p>Series 1</p> 	<p>1: 8,0 →</p> <p>2: 9,5 →</p> <p>3: 9,3 ↗</p> <p>4: 9,4 ↘</p> <p>5: 9,5 ↘</p> <p>6: 9,9 ←</p> <p>7: 9,6 ↘</p> <p>8: 10,1 ↗</p> <p>9: 9,7 ↑</p> <p>10: 9,7 ↑</p> <table border="1" style="width:100%; border-collapse: collapse;"> <tr><td>Serie</td><td style="text-align: right;">90,0</td></tr> <tr><td>Sum</td><td style="text-align: right;">90,0</td></tr> </table>	Serie	90,0	Sum	90,0	<p>Series 2</p>  <p>1: 8,6 ←</p> <p>2: 10,1 ←</p> <p>3: 10,2* →</p> <p>4: 9,8 ←</p> <p>5: 7,7 ←</p> <p>6: 10,3* →</p> <p>7: 10,2* →</p> <p>8: 9,3 ←</p> <p>9: 10,1 ↓</p> <p>10: 9,9 ←</p> <table border="1" style="width:100%; border-collapse: collapse;"> <tr><td>Serie</td><td style="text-align: right;">92,0</td></tr> <tr><td>Sum</td><td style="text-align: right;">182,0</td></tr> </table>	Serie	92,0	Sum	182,0
Serie	90,0									
Sum	90,0									
Serie	92,0									
Sum	182,0									

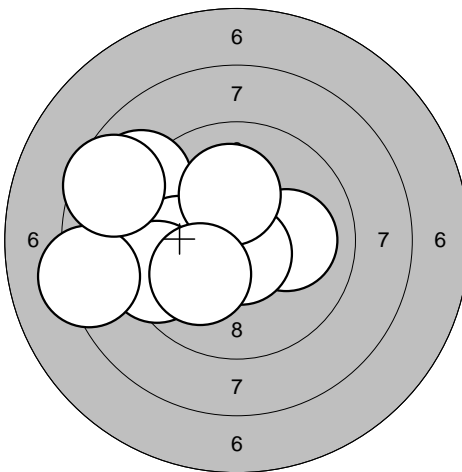
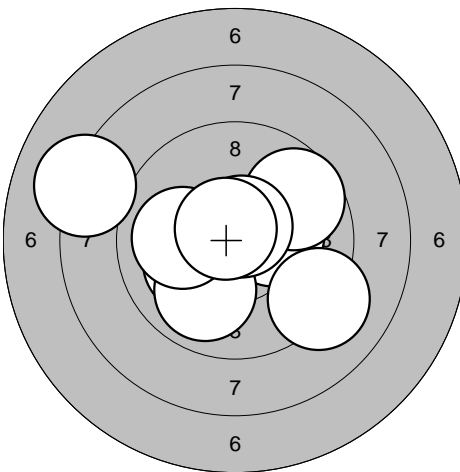
<p>Series 3</p> 	<p>1: 10,4* →</p> <p>2: 10,2* ↗</p> <p>3: 10,3* ←</p> <p>4: 9,6 ↗</p> <p>5: 9,3 ↘</p> <p>6: 9,8 ←</p> <p>7: 8,7 ←</p> <p>8: 10,1 ↑</p> <p>9: 9,9 ↑</p> <p>10: 9,7 ↘</p> <table border="1" style="width:100%; border-collapse: collapse;"> <tr><td>Serie</td><td style="text-align: right;">93,0</td></tr> <tr><td>Sum</td><td style="text-align: right;">275,0</td></tr> </table>	Serie	93,0	Sum	275,0	<p>Series 4</p>  <p>1: 9,6 ↗</p> <p>2: 9,7 →</p> <p>3: 10,2* ↗</p> <p>4: 9,7 ↗</p> <p>5: 10,2* ←</p> <p>6: 10,4* ↗</p> <p>7: 10,4* ↗</p> <p>8: 8,8 ↗</p> <p>9: 9,4 ↘</p> <p>10: 9,5 →</p> <table border="1" style="width:100%; border-collapse: collapse;"> <tr><td>Serie</td><td style="text-align: right;">93,0</td></tr> <tr><td>Sum</td><td style="text-align: right;">368,0</td></tr> </table>	Serie	93,0	Sum	368,0
Serie	93,0									
Sum	275,0									
Serie	93,0									
Sum	368,0									

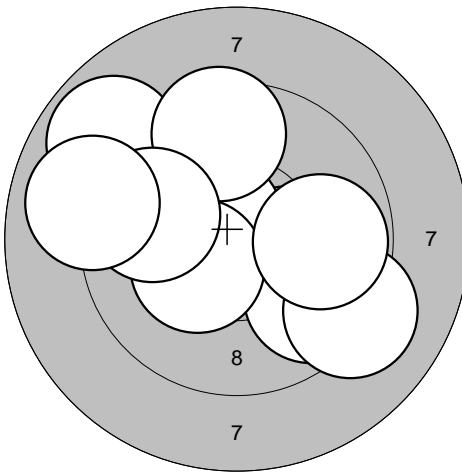
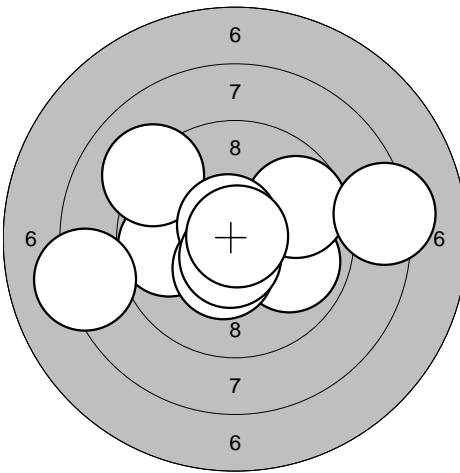
<p>Series 5</p> 	<p>1: 9,7 ←</p> <p>2: 10,1 ←</p> <p>3: 9,1 →</p> <p>4: 10,2* ↗</p> <p>5: 10,4* ↗</p> <p>6: 10,1 ←</p> <p>7: 9,9 ↑</p> <p>8: 7,6 ↗</p> <p>9: 9,9 ←</p> <p>10: 10,3* ↗</p> <table border="1" style="width:100%; border-collapse: collapse;"> <tr><td>Serie</td><td style="text-align: right;">93,0</td></tr> <tr><td>Sum</td><td style="text-align: right;">461,0</td></tr> </table>	Serie	93,0	Sum	461,0	<p>Series 6</p>  <p>1: 9,6 ←</p> <p>2: 10,2* ↗</p> <p>3: 10,0 ←</p> <p>4: 10,1 ←</p> <p>5: 9,7 ↗</p> <p>6: 9,0 →</p> <p>7: 10,6* ←</p> <p>8: 9,8 ↓</p> <p>9: 9,8 ←</p> <p>10: 7,9 ←</p> <table border="1" style="width:100%; border-collapse: collapse;"> <tr><td>Serie</td><td style="text-align: right;">92,0</td></tr> <tr><td>Sum</td><td style="text-align: right;">553,0</td></tr> </table>	Serie	92,0	Sum	553,0
Serie	93,0									
Sum	461,0									
Serie	92,0									
Sum	553,0									

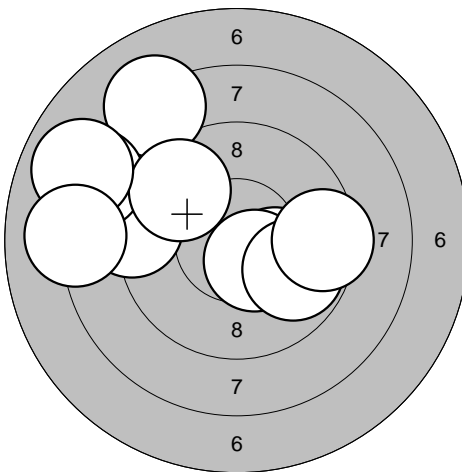
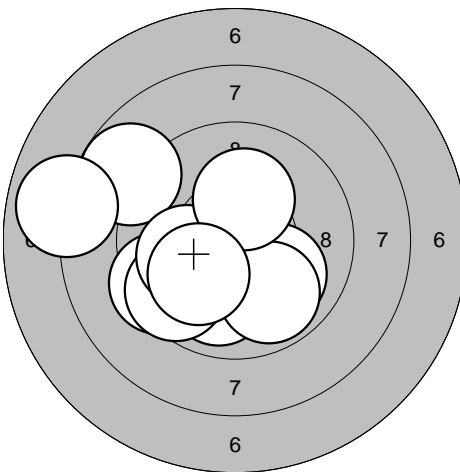
<p>Series 1</p> 	<table style="width:100%; border-collapse: collapse;"> <tr><td>1: 10,0</td><td style="text-align: right;">↗</td></tr> <tr><td>2: 9,4</td><td style="text-align: right;">↗</td></tr> <tr><td>3: 8,2</td><td style="text-align: right;">↖</td></tr> <tr><td>4: 9,0</td><td style="text-align: right;">↖</td></tr> <tr><td>5: 9,6</td><td style="text-align: right;">↖</td></tr> <tr><td>6: 10,5*</td><td style="text-align: right;">↗</td></tr> <tr><td>7: 10,6*</td><td style="text-align: right;">↗</td></tr> <tr><td>8: 9,4</td><td style="text-align: right;">↗</td></tr> <tr><td>9: 10,7*</td><td style="text-align: right;">↘</td></tr> <tr><td>10: 9,0</td><td style="text-align: right;">↗</td></tr> <tr style="border-top: 1px solid black;"><td>Serie</td><td style="text-align: right;">93,0</td></tr> <tr><td>Sum</td><td style="text-align: right;">93,0</td></tr> </table>	1: 10,0	↗	2: 9,4	↗	3: 8,2	↖	4: 9,0	↖	5: 9,6	↖	6: 10,5*	↗	7: 10,6*	↗	8: 9,4	↗	9: 10,7*	↘	10: 9,0	↗	Serie	93,0	Sum	93,0	<p>Series 2</p> 	<table style="width:100%; border-collapse: collapse;"> <tr><td>1: 10,8*</td><td style="text-align: right;">↘</td></tr> <tr><td>2: 9,9</td><td style="text-align: right;">↗</td></tr> <tr><td>3: 10,5*</td><td style="text-align: right;">↑</td></tr> <tr><td>4: 10,2*</td><td style="text-align: right;">↑</td></tr> <tr><td>5: 9,6</td><td style="text-align: right;">↗</td></tr> <tr><td>6: 10,9*</td><td style="text-align: right;">↘</td></tr> <tr><td>7: 10,1</td><td style="text-align: right;">↗</td></tr> <tr><td>8: 9,3</td><td style="text-align: right;">→</td></tr> <tr><td>9: 9,8</td><td style="text-align: right;">→</td></tr> <tr><td>10: 8,9</td><td style="text-align: right;">→</td></tr> <tr style="border-top: 1px solid black;"><td>Serie</td><td style="text-align: right;">94,0</td></tr> <tr><td>Sum</td><td style="text-align: right;">187,0</td></tr> </table>	1: 10,8*	↘	2: 9,9	↗	3: 10,5*	↑	4: 10,2*	↑	5: 9,6	↗	6: 10,9*	↘	7: 10,1	↗	8: 9,3	→	9: 9,8	→	10: 8,9	→	Serie	94,0	Sum	187,0
1: 10,0	↗																																																		
2: 9,4	↗																																																		
3: 8,2	↖																																																		
4: 9,0	↖																																																		
5: 9,6	↖																																																		
6: 10,5*	↗																																																		
7: 10,6*	↗																																																		
8: 9,4	↗																																																		
9: 10,7*	↘																																																		
10: 9,0	↗																																																		
Serie	93,0																																																		
Sum	93,0																																																		
1: 10,8*	↘																																																		
2: 9,9	↗																																																		
3: 10,5*	↑																																																		
4: 10,2*	↑																																																		
5: 9,6	↗																																																		
6: 10,9*	↘																																																		
7: 10,1	↗																																																		
8: 9,3	→																																																		
9: 9,8	→																																																		
10: 8,9	→																																																		
Serie	94,0																																																		
Sum	187,0																																																		

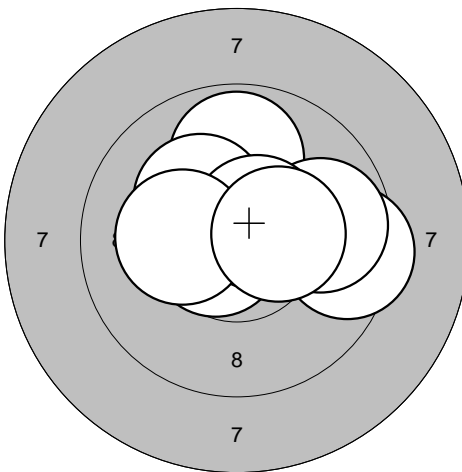
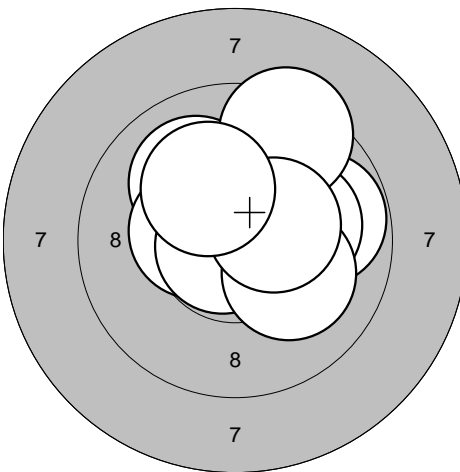
<p>Series 3</p> 	<table style="width:100%; border-collapse: collapse;"> <tr><td>1: 9,7</td><td style="text-align: right;">→</td></tr> <tr><td>2: 9,9</td><td style="text-align: right;">↗</td></tr> <tr><td>3: 10,1</td><td style="text-align: right;">↘</td></tr> <tr><td>4: 9,8</td><td style="text-align: right;">↑</td></tr> <tr><td>5: 10,4*</td><td style="text-align: right;">↗</td></tr> <tr><td>6: 10,3*</td><td style="text-align: right;">↖</td></tr> <tr><td>7: 10,2*</td><td style="text-align: right;">→</td></tr> <tr><td>8: 9,7</td><td style="text-align: right;">↖</td></tr> <tr><td>9: 10,6*</td><td style="text-align: right;">↗</td></tr> <tr><td>10: 9,8</td><td style="text-align: right;">→</td></tr> <tr style="border-top: 1px solid black;"><td>Serie</td><td style="text-align: right;">95,0</td></tr> <tr><td>Sum</td><td style="text-align: right;">282,0</td></tr> </table>	1: 9,7	→	2: 9,9	↗	3: 10,1	↘	4: 9,8	↑	5: 10,4*	↗	6: 10,3*	↖	7: 10,2*	→	8: 9,7	↖	9: 10,6*	↗	10: 9,8	→	Serie	95,0	Sum	282,0	<p>Series 4</p> 	<table style="width:100%; border-collapse: collapse;"> <tr><td>1: 10,5*</td><td style="text-align: right;">↘</td></tr> <tr><td>2: 10,1</td><td style="text-align: right;">↘</td></tr> <tr><td>3: 9,4</td><td style="text-align: right;">↘</td></tr> <tr><td>4: 9,6</td><td style="text-align: right;">↖</td></tr> <tr><td>5: 10,3*</td><td style="text-align: right;">↖</td></tr> <tr><td>6: 10,6*</td><td style="text-align: right;">↗</td></tr> <tr><td>7: 10,2*</td><td style="text-align: right;">↗</td></tr> <tr><td>8: 10,0</td><td style="text-align: right;">↗</td></tr> <tr><td>9: 10,0</td><td style="text-align: right;">↖</td></tr> <tr><td>10: 10,3*</td><td style="text-align: right;">↖</td></tr> <tr style="border-top: 1px solid black;"><td>Serie</td><td style="text-align: right;">98,0</td></tr> <tr><td>Sum</td><td style="text-align: right;">380,0</td></tr> </table>	1: 10,5*	↘	2: 10,1	↘	3: 9,4	↘	4: 9,6	↖	5: 10,3*	↖	6: 10,6*	↗	7: 10,2*	↗	8: 10,0	↗	9: 10,0	↖	10: 10,3*	↖	Serie	98,0	Sum	380,0
1: 9,7	→																																																		
2: 9,9	↗																																																		
3: 10,1	↘																																																		
4: 9,8	↑																																																		
5: 10,4*	↗																																																		
6: 10,3*	↖																																																		
7: 10,2*	→																																																		
8: 9,7	↖																																																		
9: 10,6*	↗																																																		
10: 9,8	→																																																		
Serie	95,0																																																		
Sum	282,0																																																		
1: 10,5*	↘																																																		
2: 10,1	↘																																																		
3: 9,4	↘																																																		
4: 9,6	↖																																																		
5: 10,3*	↖																																																		
6: 10,6*	↗																																																		
7: 10,2*	↗																																																		
8: 10,0	↗																																																		
9: 10,0	↖																																																		
10: 10,3*	↖																																																		
Serie	98,0																																																		
Sum	380,0																																																		

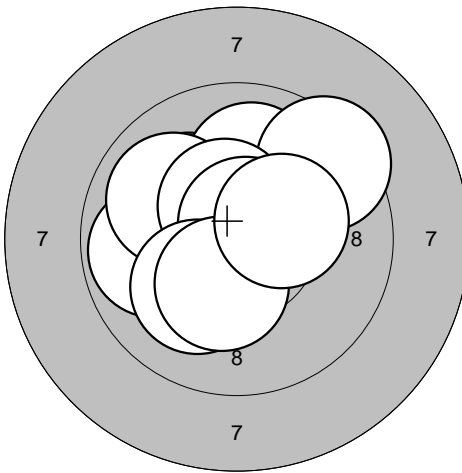
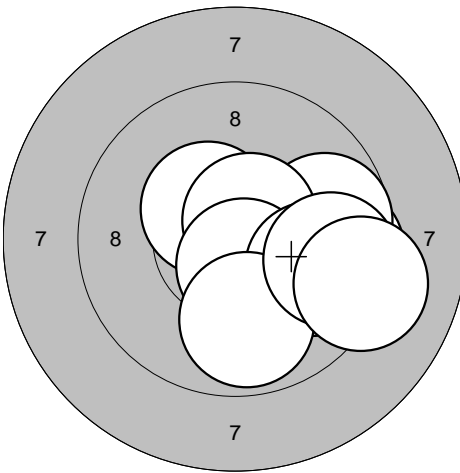
<p>Series 5</p> 	<table style="width:100%; border-collapse: collapse;"> <tr><td>1: 10,3*</td><td style="text-align: right;">↗</td></tr> <tr><td>2: 10,1</td><td style="text-align: right;">↖</td></tr> <tr><td>3: 10,2*</td><td style="text-align: right;">↘</td></tr> <tr><td>4: 10,2*</td><td style="text-align: right;">↖</td></tr> <tr><td>5: 10,3*</td><td style="text-align: right;">↖</td></tr> <tr><td>6: 10,6*</td><td style="text-align: right;">↘</td></tr> <tr><td>7: 9,7</td><td style="text-align: right;">↘</td></tr> <tr><td>8: 10,4*</td><td style="text-align: right;">↘</td></tr> <tr><td>9: 10,0</td><td style="text-align: right;">↗</td></tr> <tr><td>10: 10,3*</td><td style="text-align: right;">↗</td></tr> <tr style="border-top: 1px solid black;"><td>Serie</td><td style="text-align: right;">99,0</td></tr> <tr><td>Sum</td><td style="text-align: right;">479,0</td></tr> </table>	1: 10,3*	↗	2: 10,1	↖	3: 10,2*	↘	4: 10,2*	↖	5: 10,3*	↖	6: 10,6*	↘	7: 9,7	↘	8: 10,4*	↘	9: 10,0	↗	10: 10,3*	↗	Serie	99,0	Sum	479,0	<p>Series 6</p> 	<table style="width:100%; border-collapse: collapse;"> <tr><td>1: 10,8*</td><td style="text-align: right;">↗</td></tr> <tr><td>2: 10,6*</td><td style="text-align: right;">↖</td></tr> <tr><td>3: 10,7*</td><td style="text-align: right;">↗</td></tr> <tr><td>4: 9,0</td><td style="text-align: right;">↗</td></tr> <tr><td>5: 10,3*</td><td style="text-align: right;">↑</td></tr> <tr><td>6: 10,7*</td><td style="text-align: right;">↑</td></tr> <tr><td>7: 10,6*</td><td style="text-align: right;">↗</td></tr> <tr><td>8: 10,6*</td><td style="text-align: right;">↘</td></tr> <tr><td>9: 10,3*</td><td style="text-align: right;">↖</td></tr> <tr><td>10: 10,5*</td><td style="text-align: right;">↘</td></tr> <tr style="border-top: 1px solid black;"><td>Serie</td><td style="text-align: right;">99,0</td></tr> <tr><td>Sum</td><td style="text-align: right;">578,0</td></tr> </table>	1: 10,8*	↗	2: 10,6*	↖	3: 10,7*	↗	4: 9,0	↗	5: 10,3*	↑	6: 10,7*	↑	7: 10,6*	↗	8: 10,6*	↘	9: 10,3*	↖	10: 10,5*	↘	Serie	99,0	Sum	578,0
1: 10,3*	↗																																																		
2: 10,1	↖																																																		
3: 10,2*	↘																																																		
4: 10,2*	↖																																																		
5: 10,3*	↖																																																		
6: 10,6*	↘																																																		
7: 9,7	↘																																																		
8: 10,4*	↘																																																		
9: 10,0	↗																																																		
10: 10,3*	↗																																																		
Serie	99,0																																																		
Sum	479,0																																																		
1: 10,8*	↗																																																		
2: 10,6*	↖																																																		
3: 10,7*	↗																																																		
4: 9,0	↗																																																		
5: 10,3*	↑																																																		
6: 10,7*	↑																																																		
7: 10,6*	↗																																																		
8: 10,6*	↘																																																		
9: 10,3*	↖																																																		
10: 10,5*	↘																																																		
Serie	99,0																																																		
Sum	578,0																																																		

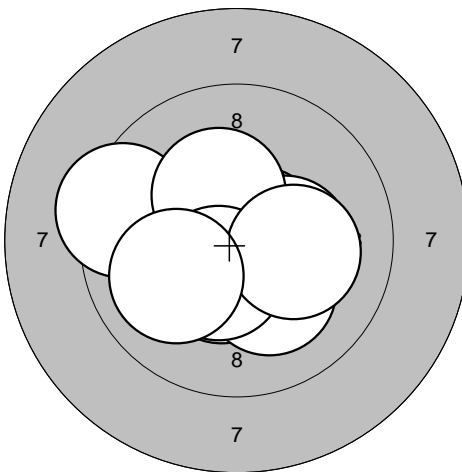
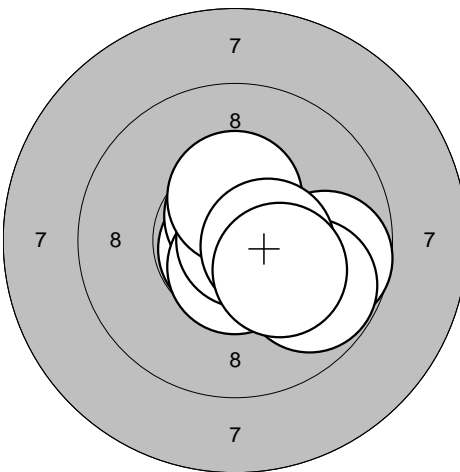
<p>Series 1</p> 	<p>1: 10,1 →</p> <p>2: 10,7* ↓</p> <p>3: 9,0 ↗</p> <p>4: 9,3 ←</p> <p>5: 9,9 ←</p> <p>6: 10,2* ↑</p> <p>7: 9,5 ←</p> <p>8: 8,3 ←</p> <p>9: 8,6 ↗</p> <p>10: 10,1 ↓</p>	<p>Series 2</p> 	<p>1: 10,9* ↖</p> <p>2: 10,3* →</p> <p>3: 10,1 ↙</p> <p>4: 9,7 ↗</p> <p>5: 8,2 ↖</p> <p>6: 9,9 ↘</p> <p>7: 10,7* ↗</p> <p>8: 10,0 ←</p> <p>9: 10,7* ↗</p> <p>10: 9,1 ↘</p>
Serie 92,0	Serie 95,0	Serie 95,0	Serie 95,0
Sum 92,0	Sum 187,0	Sum 187,0	Sum 187,0

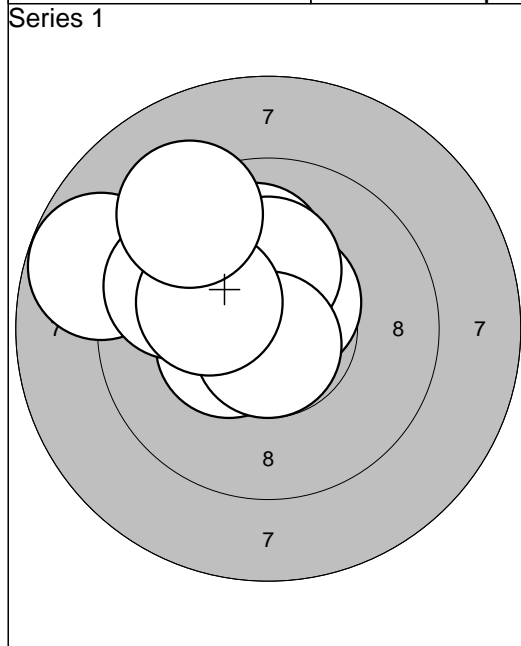
<p>Series 3</p> 	<p>1: 10,2* →</p> <p>2: 9,7 ↓</p> <p>3: 10,6* ↗</p> <p>4: 8,9 ↗</p> <p>5: 10,3* ↖</p> <p>6: 9,1 ↓</p> <p>7: 9,8 →</p> <p>8: 9,5 ↑</p> <p>9: 9,8 ←</p> <p>10: 9,0 ←</p>	<p>Series 4</p> 	<p>1: 9,9 →</p> <p>2: 9,7 ↗</p> <p>3: 9,8 ←</p> <p>4: 9,1 ↖</p> <p>5: 10,4* ↓</p> <p>6: 10,7* ↗</p> <p>7: 10,6* ↓</p> <p>8: 10,9* ↗</p> <p>9: 8,3 →</p> <p>10: 8,2 ←</p>
Serie 92,0	Serie 92,0	Serie 92,0	Serie 92,0
Sum 279,0	Sum 371,0	Sum 371,0	Sum 371,0

<p>Series 5</p> 	<p>1: 9,1 ←</p> <p>2: 8,2 ↗</p> <p>3: 8,2 ↗</p> <p>4: 10,2* ↘</p> <p>5: 10,5* ↘</p> <p>6: 9,8 ↘</p> <p>7: 9,6 ↗</p> <p>8: 8,0 ↗</p> <p>9: 9,4 →</p> <p>10: 8,1 ←</p>	<p>Series 6</p> 	<p>1: 10,0 ↘</p> <p>2: 9,4 ↖</p> <p>3: 10,0 ↓</p> <p>4: 9,8 ↘</p> <p>5: 9,6 ↖</p> <p>6: 8,8 ↖</p> <p>7: 7,9 ←</p> <p>8: 10,1 ←</p> <p>9: 10,2* ↑</p> <p>10: 10,1 ↖</p>
Serie 88,0	Serie 92,0	Serie 92,0	Serie 92,0
Sum 459,0	Sum 551,0	Sum 551,0	Sum 551,0

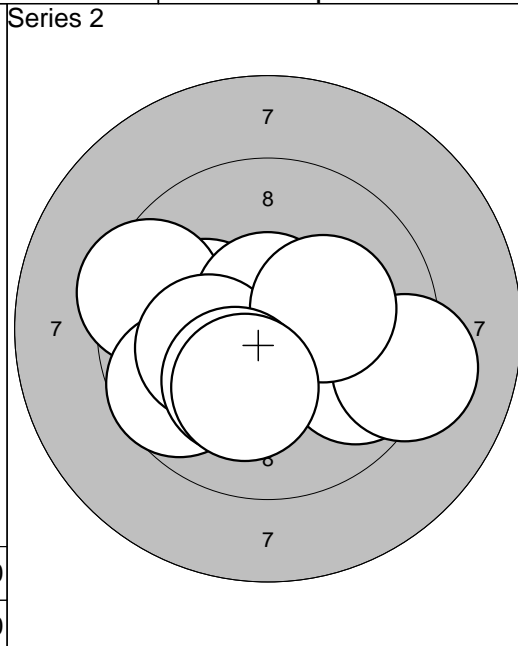
<p>Series 1</p> 	<p>1: 9,9    ↑</p> <p>2: 9,4    →</p> <p>3: 10,8*    ↑</p> <p>4: 10,7*    ←</p> <p>5: 10,5*    ↑</p> <p>6: 10,3*    ↑</p> <p>7: 9,8    →</p> <p>8: 10,6*    ↗</p> <p>9: 10,2*    ←</p> <p>10: 10,4*    →</p>	<p>Series 2</p> 	<p>1: 10,2*    ↖</p> <p>2: 9,8    →</p> <p>3: 10,0    ↖</p> <p>4: 10,1    →</p> <p>5: 9,4    ↗</p> <p>6: 10,4*    ←</p> <p>7: 10,8*    ←</p> <p>8: 10,1    ↘</p> <p>9: 10,4*    →</p> <p>10: 10,2*    ↖</p>
Serie    97,0	Serie    98,0	Serie    98,0	Serie    98,0
Sum    97,0	Sum    97,0	Sum    195,0	Sum    195,0

<p>Series 3</p> 	<p>1: 10,1    ↖</p> <p>2: 10,0    ↑</p> <p>3: 9,9    ←</p> <p>4: 9,9    ↖</p> <p>5: 9,4    ↗</p> <p>6: 10,5*    ↑</p> <p>7: 10,7*    ↗</p> <p>8: 10,1    ↘</p> <p>9: 10,3*    ↘</p> <p>10: 10,3*    →</p>	<p>Series 4</p> 	<p>1: 9,6    →</p> <p>2: 9,7    →</p> <p>3: 10,1    ↘</p> <p>4: 10,4*    ↗</p> <p>5: 10,6*    ↗</p> <p>6: 10,6*    ↓</p> <p>7: 9,8    ↘</p> <p>8: 9,9    ↓</p> <p>9: 9,6    →</p> <p>10: 9,2    ↘</p>
Serie    97,0	Serie    97,0	Serie    94,0	Serie    94,0
Sum    292,0	Sum    292,0	Sum    386,0	Sum    386,0

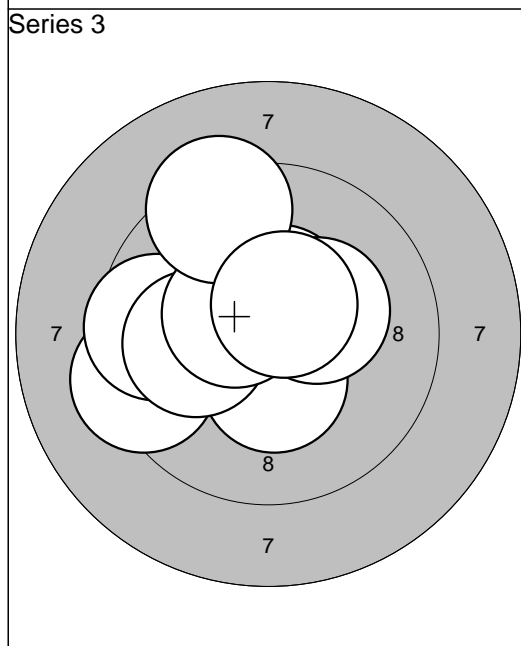
<p>Series 5</p> 	<p>1: 10,6*    →</p> <p>2: 9,4    ←</p> <p>3: 10,4*    ↘</p> <p>4: 10,2*    ↘</p> <p>5: 10,5*    ↑</p> <p>6: 10,3*    →</p> <p>7: 10,3*    ↑</p> <p>8: 10,4*    ↘</p> <p>9: 10,2*    →</p> <p>10: 10,0    ←</p>	<p>Series 6</p> 	<p>1: 10,2*    ↘</p> <p>2: 10,8*    ↖</p> <p>3: 10,6*    ↑</p> <p>4: 10,6*    ↓</p> <p>5: 9,7    →</p> <p>6: 10,8*    →</p> <p>7: 10,4*    ↑</p> <p>8: 9,8    ↘</p> <p>9: 10,5*    →</p> <p>10: 10,2*    ↘</p>
Serie    99,0	Serie    99,0	Serie    98,0	Serie    98,0
Sum    485,0	Sum    485,0	Sum    583,0	Sum    583,0



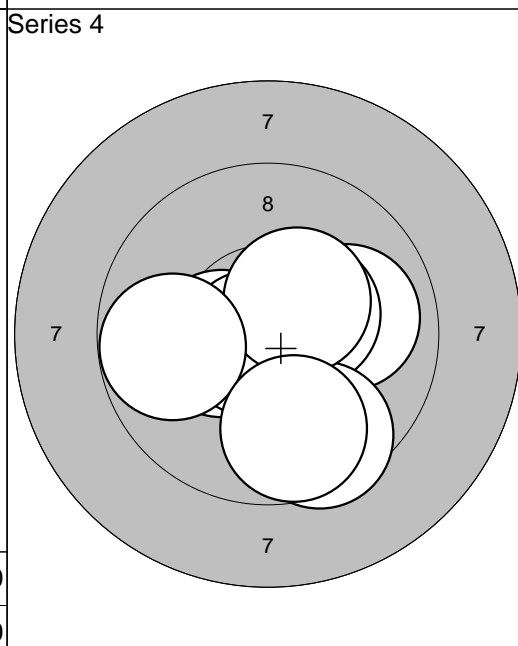
1: 10,4*	←
2: 10,6*	↖
3: 8,8	←
4: 10,0	↑
5: 10,6*	↗
6: 10,2*	↑
7: 9,7	←
8: 10,7*	↓
9: 10,2*	←
10: 9,3	↖
Serie	96,0
Sum	96,0



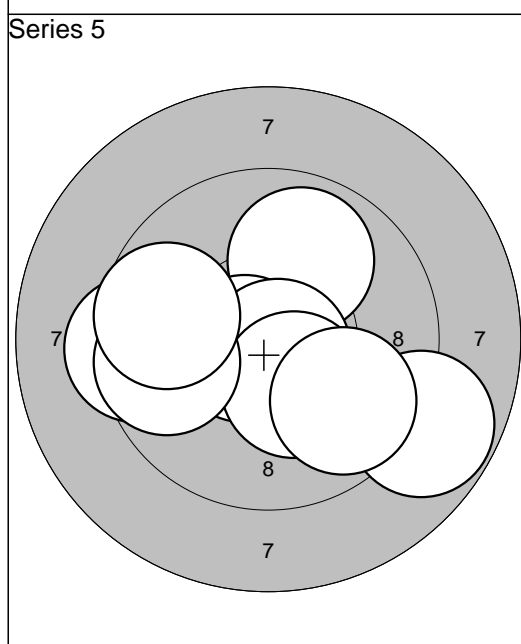
1: 10,2*	←
2: 9,8	↘
3: 9,4	←
4: 9,7	↙
5: 10,7*	↑
6: 9,2	↘
7: 10,2*	←
8: 10,2*	↗
9: 10,2*	↙
10: 10,2*	↙
Serie	96,0
Sum	192,0



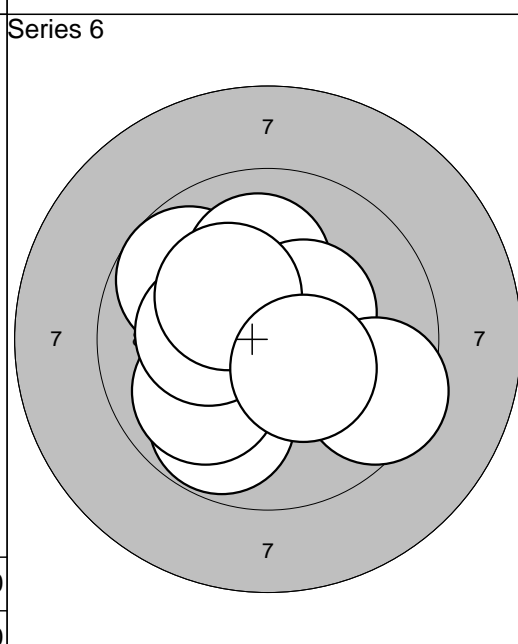
1: 10,2*	↖
2: 10,4*	↓
3: 10,5*	↑
4: 9,3	←
5: 9,6	←
6: 10,3*	↗
7: 10,0	←
8: 10,5*	↖
9: 9,3	↖
10: 10,5*	↖
Serie	97,0
Sum	289,0



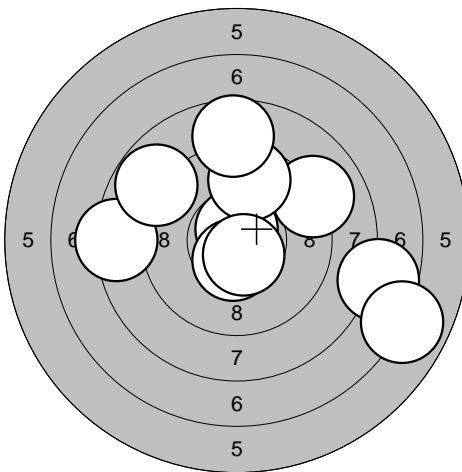
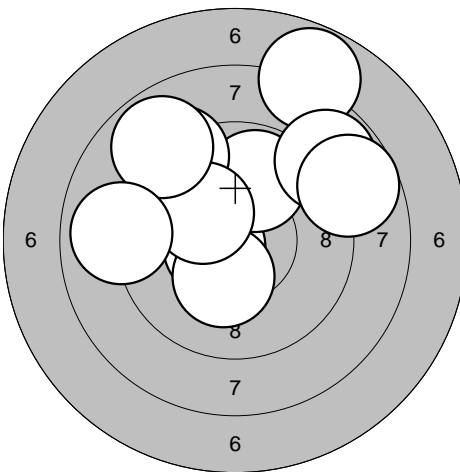
1: 10,5*	→
2: 10,6*	↗
3: 10,0	→
4: 10,4*	↗
5: 9,6	↓
6: 10,4*	←
7: 10,7*	↙
8: 10,4*	↗
9: 9,8	←
10: 9,8	↓
Serie	97,0
Sum	386,0

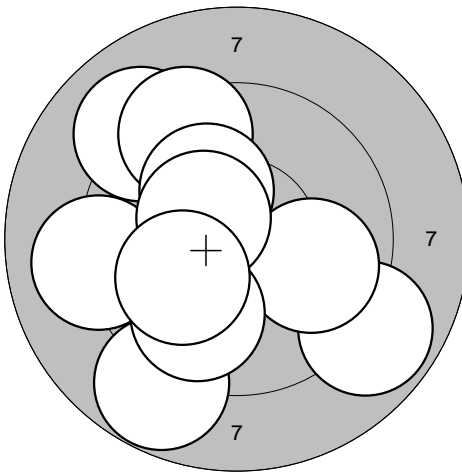
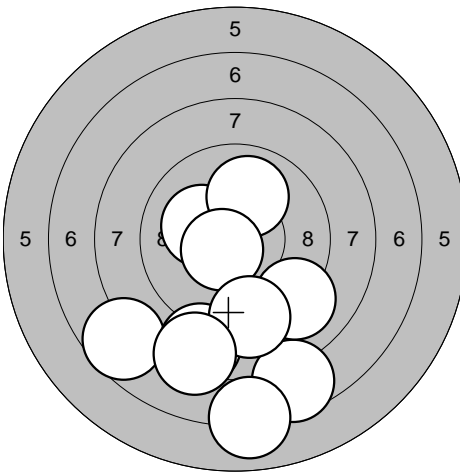


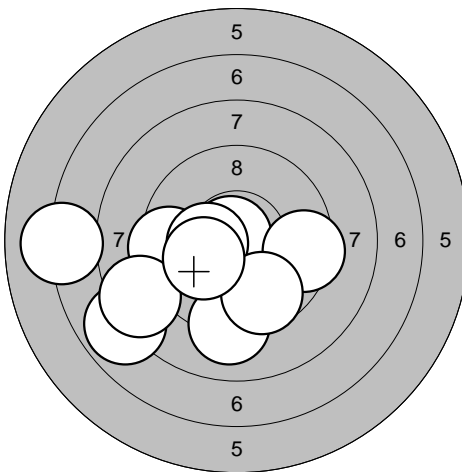
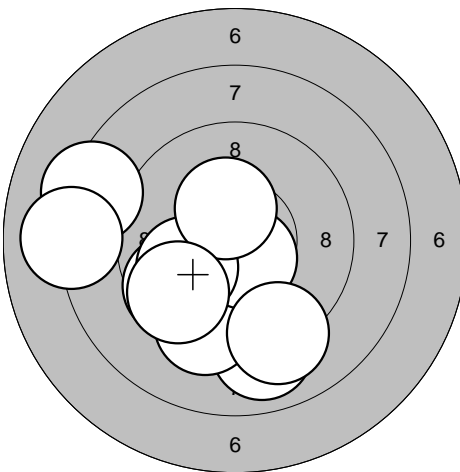
1: 9,9	↖
2: 10,6*	←
3: 10,7*	↓
4: 8,8	↘
5: 10,7*	↘
6: 9,4	←
7: 10,3*	↘
8: 9,8	↘
9: 9,7	←
10: 9,7	←
Serie	93,0
Sum	479,0

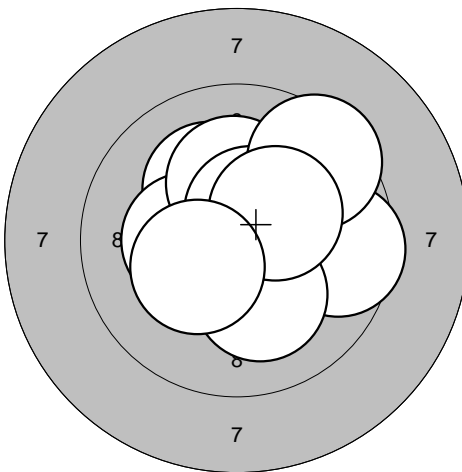
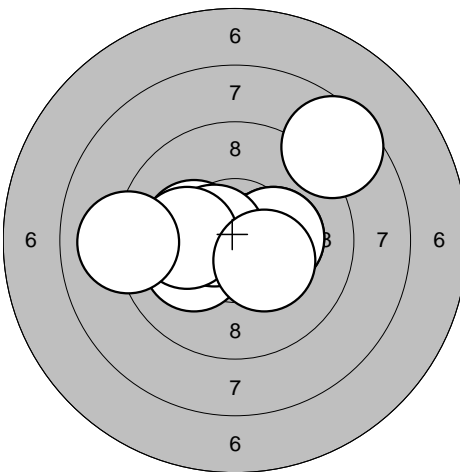


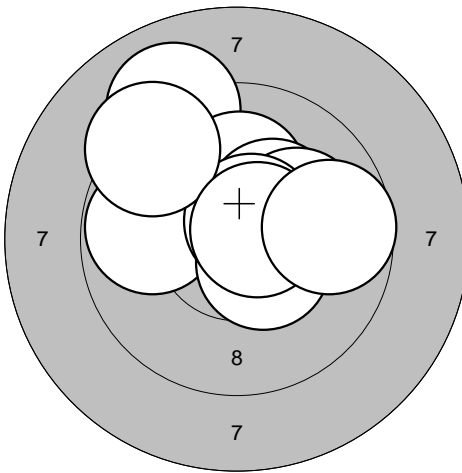
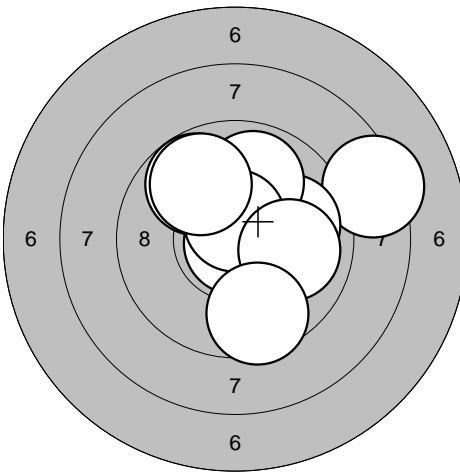
1: 9,8	↙
2: 9,8	↖
3: 10,1	↑
4: 10,4*	←
5: 10,4*	↗
6: 10,0	↙
7: 10,2*	←
8: 9,5	↘
9: 10,2*	↖
10: 10,4*	↘
Serie	97,0
Sum	576,0

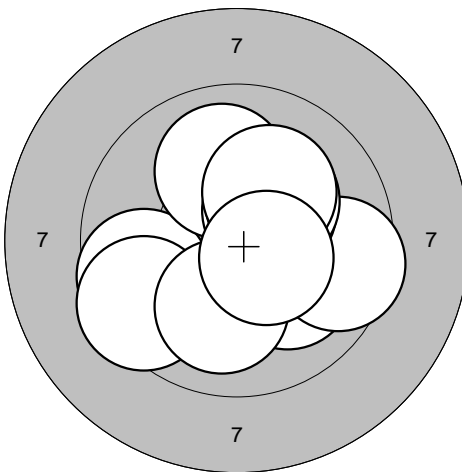
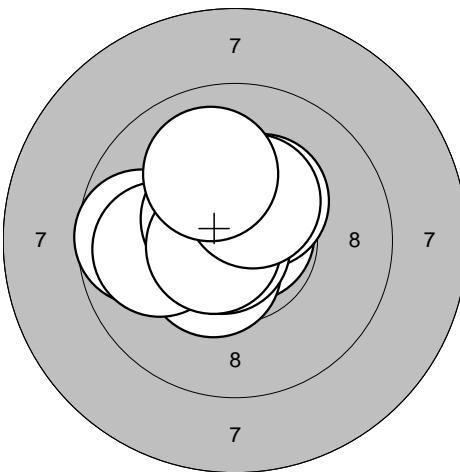
<p>Series 1</p> 	<p>1: 10,7* ↑</p> <p>2: 9,0 ↗</p> <p>3: 7,7 →</p> <p>4: 9,6 ↑</p> <p>5: 6,9 →</p> <p>6: 10,5* ↓</p> <p>7: 8,7 ↑</p> <p>8: 8,3 ←</p> <p>9: 8,8 ↗</p> <p>10: 10,6* ↓</p> <hr/> <p>Serie 85,0</p> <hr/> <p>Sum 85,0</p>	<p>Series 2</p> 	<p>1: 10,6* ←</p> <p>2: 9,8 ↑</p> <p>3: 9,2 ↖</p> <p>4: 7,8 ↑</p> <p>5: 10,3* ↓</p> <p>6: 8,8 ↗</p> <p>7: 10,2* ↖</p> <p>8: 8,7 ↗</p> <p>9: 8,9 ↖</p> <p>10: 8,9 ←</p> <hr/> <p>Serie 87,0</p> <hr/> <p>Sum 172,0</p>
--	--	--	---

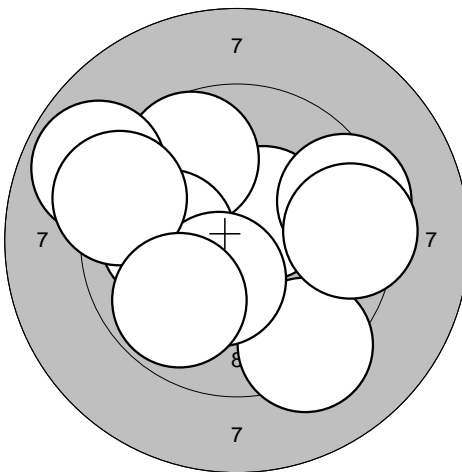
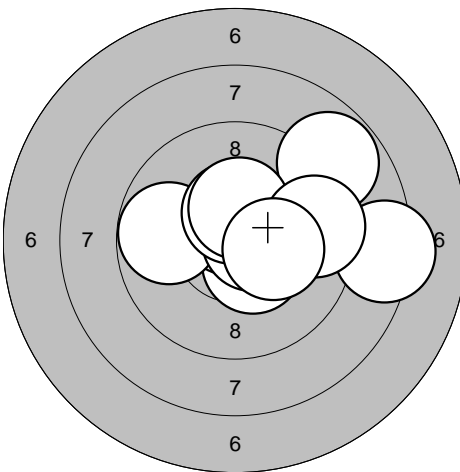
<p>Series 3</p> 	<p>1: 9,1 ←</p> <p>2: 9,0 ↗</p> <p>3: 8,8 ↓</p> <p>4: 9,4 ↗</p> <p>5: 10,2* ↗</p> <p>6: 8,9 ↓</p> <p>7: 9,9 →</p> <p>8: 10,4* ↗</p> <p>9: 9,8 ↓</p> <p>10: 10,1 ↖</p> <hr/> <p>Serie 91,0</p> <hr/> <p>Sum 263,0</p>	<p>Series 4</p> 	<p>1: 10,2* ←</p> <p>2: 7,7 ↖</p> <p>3: 10,0 ↑</p> <p>4: 7,6 ↓</p> <p>5: 9,1 ↘</p> <p>6: 10,6* ↖</p> <p>7: 8,5 ↓</p> <p>8: 9,2 ↓</p> <p>9: 8,3 ↓</p> <p>10: 7,0 ↓</p> <hr/> <p>Serie 85,0</p> <hr/> <p>Sum 348,0</p>
---	--	---	--

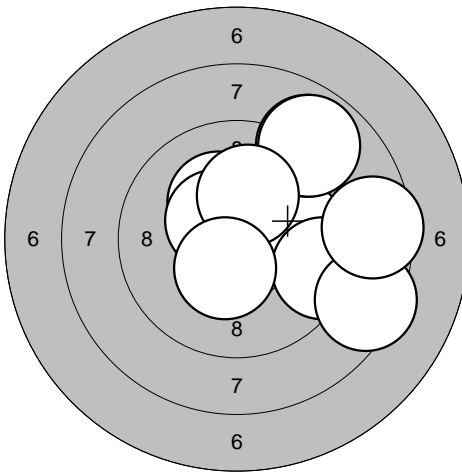
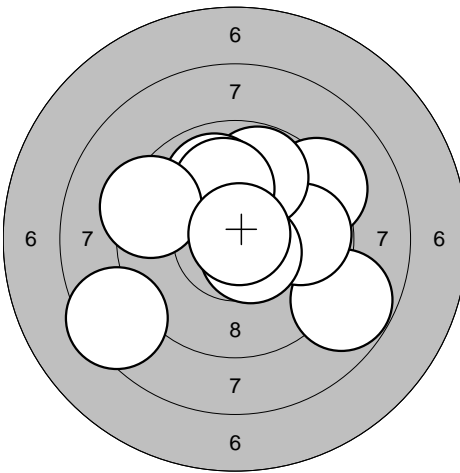
<p>Series 5</p> 	<p>1: 9,5 ←</p> <p>2: 7,1 ←</p> <p>3: 10,8* ↗</p> <p>4: 7,9 ↖</p> <p>5: 10,3* ←</p> <p>6: 9,5 →</p> <p>7: 9,1 ↓</p> <p>8: 9,7 ↓</p> <p>9: 8,5 ↖</p> <p>10: 10,1 ↖</p> <hr/> <p>Serie 88,0</p> <hr/> <p>Sum 436,0</p>	<p>Series 6</p> 	<p>1: 9,6 ↖</p> <p>2: 9,0 ↓</p> <p>3: 9,4 ↓</p> <p>4: 8,3 ←</p> <p>5: 10,6* ↓</p> <p>6: 10,0 ↖</p> <p>7: 8,1 ←</p> <p>8: 10,4* ↑</p> <p>9: 9,6 ↖</p> <p>10: 9,1 ↓</p> <hr/> <p>Serie 91,0</p> <hr/> <p>Sum 527,0</p>
--	--	--	--

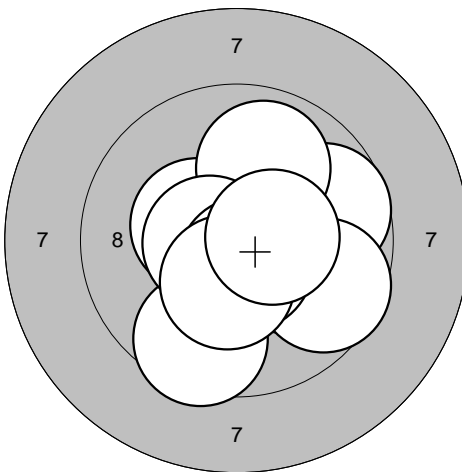
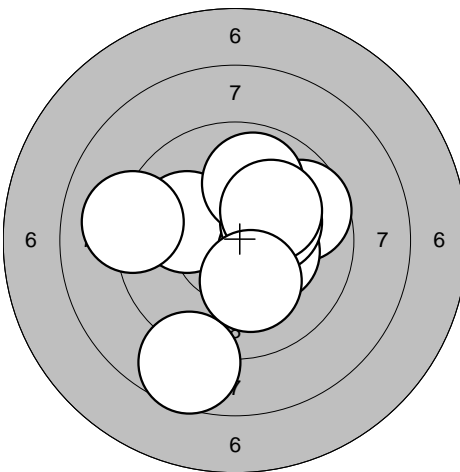
<p>Series 1</p> 	<p>1: 10,2* ↖</p> <p>2: 10,2* →</p> <p>3: 10,3* ←</p> <p>4: 9,6 →</p> <p>5: 10,2* ↓</p> <p>6: 10,2* ↑</p> <p>7: 10,5* ↗</p> <p>8: 9,5 ↗</p> <p>9: 10,3* ↗</p> <p>10: 10,3* ↙</p>	<p>Series 2</p> 	<p>1: 10,3* →</p> <p>2: 10,6* →</p> <p>3: 10,1 ←</p> <p>4: 10,2* ←</p> <p>5: 10,3* →</p> <p>6: 10,6* ←</p> <p>7: 10,1 ←</p> <p>8: 10,3* ↘</p> <p>9: 9,1 ←</p> <p>10: 8,6 ↗</p>
Serie 98,0	Serie 97,0	Serie 97,0	Serie 97,0
Sum 98,0	Sum 98,0	Sum 195,0	Sum 195,0

<p>Series 3</p> 	<p>1: 9,1 ↖</p> <p>2: 10,2* ↑</p> <p>3: 9,8 ←</p> <p>4: 10,5* ↘</p> <p>5: 10,3* ↗</p> <p>6: 10,1 →</p> <p>7: 10,6* ↗</p> <p>8: 9,3 ↗</p> <p>9: 10,6* →</p> <p>10: 9,7 →</p>	<p>Series 4</p> 	<p>1: 8,4 →</p> <p>2: 10,0 →</p> <p>3: 10,5* ↗</p> <p>4: 9,9 ↑</p> <p>5: 9,8 ↖</p> <p>6: 10,9* ↓</p> <p>7: 10,6* ↑</p> <p>8: 9,8 ↖</p> <p>9: 10,0 →</p> <p>10: 9,6 ↓</p>
Serie 96,0	Serie 96,0	Serie 94,0	Serie 94,0
Sum 291,0	Sum 291,0	Sum 385,0	Sum 385,0

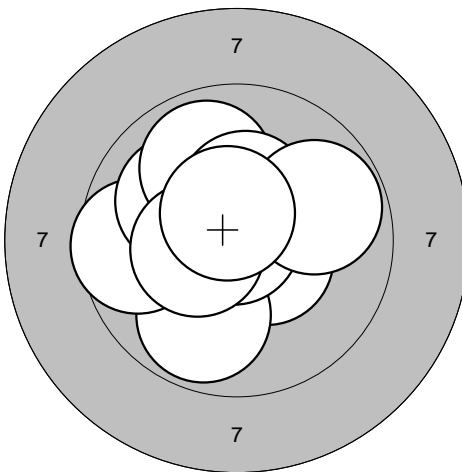
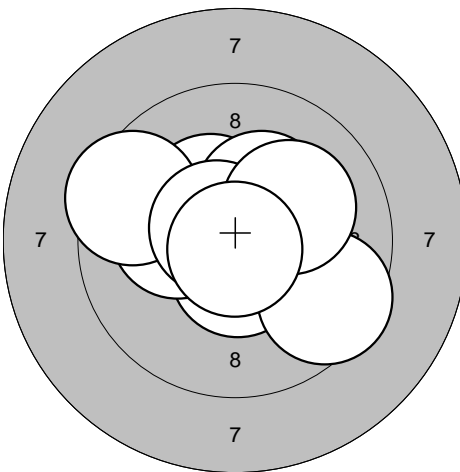
<p>Series 5</p> 	<p>1: 9,6 ←</p> <p>2: 10,1 ↘</p> <p>3: 9,6 →</p> <p>4: 10,0 ↑</p> <p>5: 10,3* ↗</p> <p>6: 9,4 ←</p> <p>7: 10,2* ↗</p> <p>8: 10,2* ↗</p> <p>9: 10,0 ↓</p> <p>10: 10,5* ↘</p>	<p>Series 6</p> 	<p>1: 10,8* ↗</p> <p>2: 10,5* ↘</p> <p>3: 9,7 ←</p> <p>4: 9,9 ←</p> <p>5: 10,5* ↖</p> <p>6: 10,3* ↗</p> <p>7: 10,7* ←</p> <p>8: 10,7* ←</p> <p>9: 10,4* ↗</p> <p>10: 10,0 ↑</p>
Serie 97,0	Serie 97,0	Serie 98,0	Serie 98,0
Sum 482,0	Sum 482,0	Sum 580,0	Sum 580,0

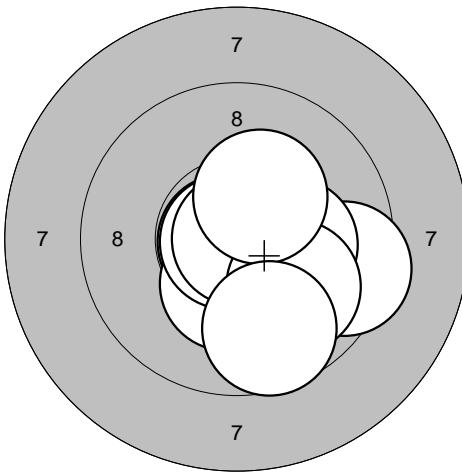
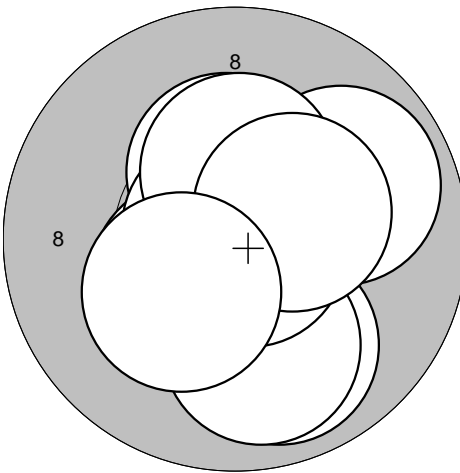
<p>Series 1</p> 	<p>1: 10,5* ↗ 2: 9,3 ↘ 3: 9,7 ↗ 4: 8,9 ↗ 5: 10,0 ← 6: 9,4 → 7: 10,4* ↘ 8: 9,4 → 9: 9,3 ← 10: 9,9 ↘</p> <table border="1" style="width:100%; border-collapse: collapse;"> <tr><td>Serie</td><td style="text-align: right;">92,0</td></tr> <tr><td>Sum</td><td style="text-align: right;">92,0</td></tr> </table>	Serie	92,0	Sum	92,0	<p>Series 2</p> 	<p>1: 8,8 ↗ 2: 10,4* ↘ 3: 10,7* ↑ 4: 9,8 ← 5: 8,3 → 6: 10,6* → 7: 10,4* ↑ 8: 10,4* ↑ 9: 9,5 → 10: 10,3* →</p> <table border="1" style="width:100%; border-collapse: collapse;"> <tr><td>Serie</td><td style="text-align: right;">94,0</td></tr> <tr><td>Sum</td><td style="text-align: right;">186,0</td></tr> </table>	Serie	94,0	Sum	186,0
Serie	92,0										
Sum	92,0										
Serie	94,0										
Sum	186,0										

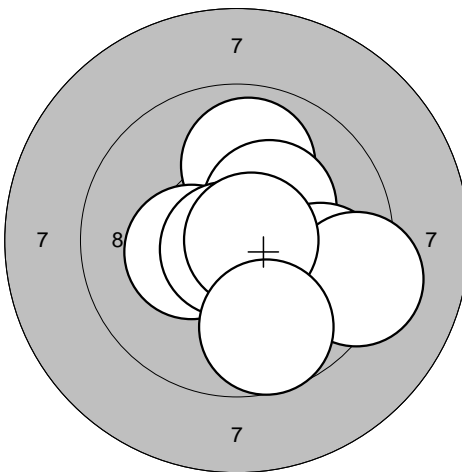
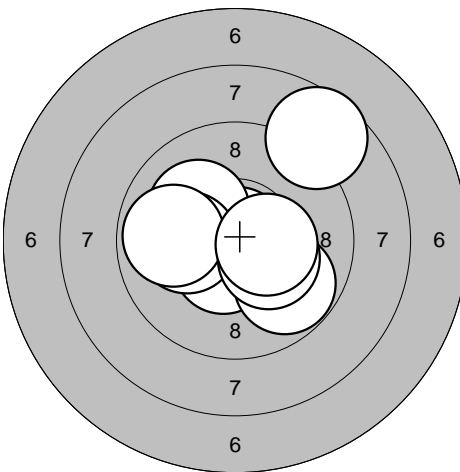
<p>Series 3</p> 	<p>1: 10,3* ↗ 2: 9,9 → 3: 8,9 ↗ 4: 10,5* ↗ 5: 9,3 → 6: 8,9 ↗ 7: 10,2* ↑ 8: 8,4 → 9: 10,4* ↘ 10: 8,6 →</p> <table border="1" style="width:100%; border-collapse: collapse;"> <tr><td>Serie</td><td style="text-align: right;">90,0</td></tr> <tr><td>Sum</td><td style="text-align: right;">276,0</td></tr> </table>	Serie	90,0	Sum	276,0	<p>Series 4</p> 	<p>1: 8,8 ↘ 2: 8,4 ↙ 3: 9,3 ↗ 4: 9,8 → 5: 9,8 ↑ 6: 9,9 ↑ 7: 10,1 ↑ 8: 9,4 ← 9: 10,6* ↘ 10: 10,8* ↗</p> <table border="1" style="width:100%; border-collapse: collapse;"> <tr><td>Serie</td><td style="text-align: right;">91,0</td></tr> <tr><td>Sum</td><td style="text-align: right;">367,0</td></tr> </table>	Serie	91,0	Sum	367,0
Serie	90,0										
Sum	276,0										
Serie	91,0										
Sum	367,0										

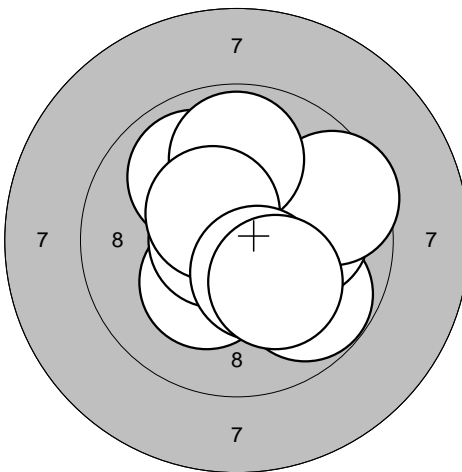
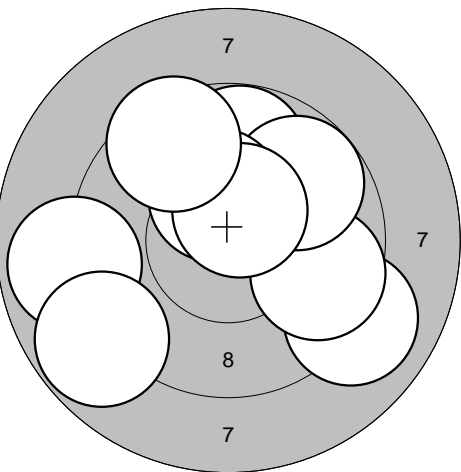
<p>Series 5</p> 	<p>1: 10,1 ↘ 2: 10,4* ← 3: 9,5 ↘ 4: 9,7 → 5: 9,7 → 6: 9,9 ↑ 7: 10,6* ← 8: 10,6* ↘ 9: 10,4* ↘ 10: 10,5* →</p> <table border="1" style="width:100%; border-collapse: collapse;"> <tr><td>Serie</td><td style="text-align: right;">96,0</td></tr> <tr><td>Sum</td><td style="text-align: right;">463,0</td></tr> </table>	Serie	96,0	Sum	463,0	<p>Series 6</p> 	<p>1: 10,0 ← 2: 10,1 ↗ 3: 9,1 ← 4: 9,7 ↗ 5: 10,3* → 6: 10,2* ↗ 7: 9,9 ↑ 8: 8,6 ↘ 9: 10,1 ↗ 10: 10,2* ↘</p> <table border="1" style="width:100%; border-collapse: collapse;"> <tr><td>Serie</td><td style="text-align: right;">95,0</td></tr> <tr><td>Sum</td><td style="text-align: right;">558,0</td></tr> </table>	Serie	95,0	Sum	558,0
Serie	96,0										
Sum	463,0										
Serie	95,0										
Sum	558,0										

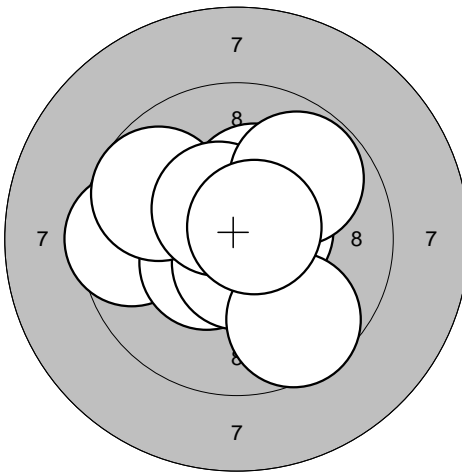
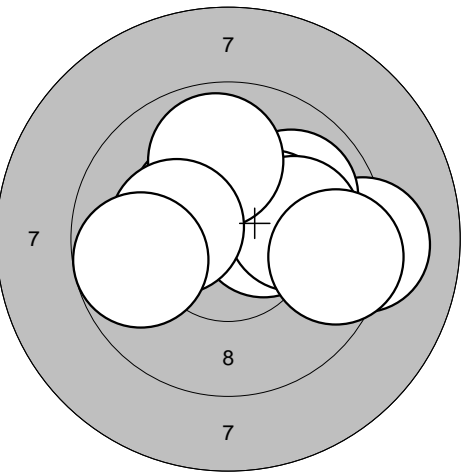


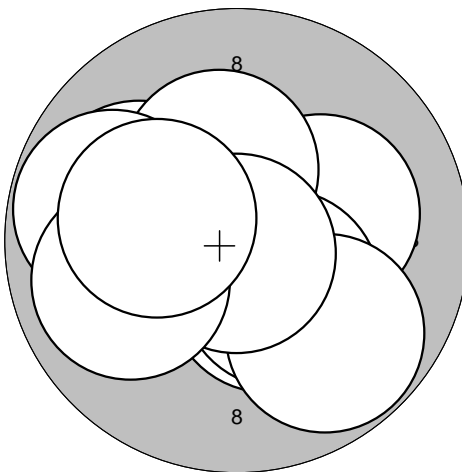
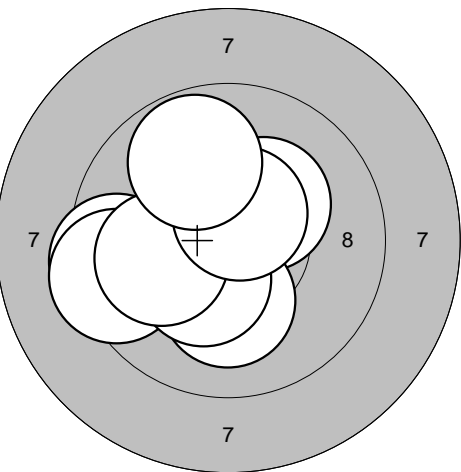
<p>Series 1</p> 	<p>1: 10,5* ↘ 2: 9,9 ↓ 3: 10,9* ↗ 4: 9,6 ← 5: 10,1 ↗ 6: 9,9 ↗ 7: 10,4* ← 8: 10,4* ↗ 9: 9,8 → 10: 10,6* ↗</p> <p>Serie 96,0 Sum 96,0</p>	<p>Series 2</p> 	<p>1: 10,5* ↓ 2: 10,4* ↗ 3: 10,2* ← 4: 10,3* ↗ 5: 9,5 ← 6: 10,7* ↗ 7: 10,6* → 8: 9,5 ↘ 9: 10,1 ↗ 10: 10,8* ↓</p> <p>Serie 98,0 Sum 194,0</p>
--	---	--	--

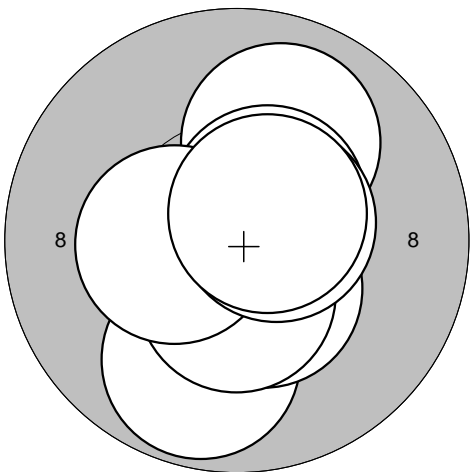
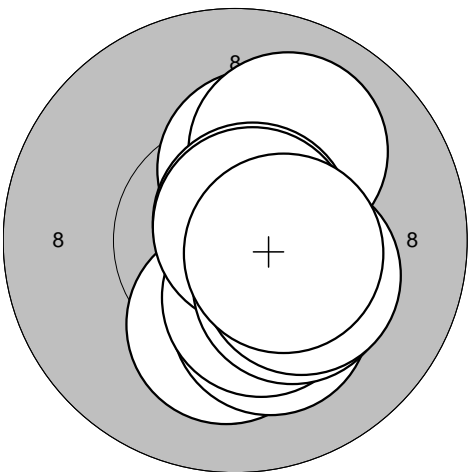
<p>Series 3</p> 	<p>1: 9,5 → 2: 10,5* → 3: 10,2* → 4: 10,8* ← 5: 10,3* ↓ 6: 10,8* ← 7: 10,9* → 8: 10,0 ↘ 9: 10,3* ↗ 10: 9,7 ↓</p> <p>Serie 98,0 Sum 292,0</p>	<p>Series 4</p> 	<p>1: 9,9 ↓ 2: 9,9 → 3: 10,0 ↓ 4: 10,4* ↙ 5: 10,3* ↑ 6: 10,8* ↙ 7: 10,8* ↘ 8: 10,3* ↑ 9: 10,4* → 10: 10,3* ↙</p> <p>Serie 98,0 Sum 390,0</p>
---	--	---	--

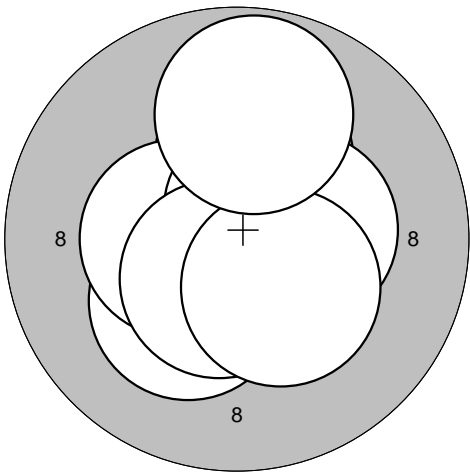
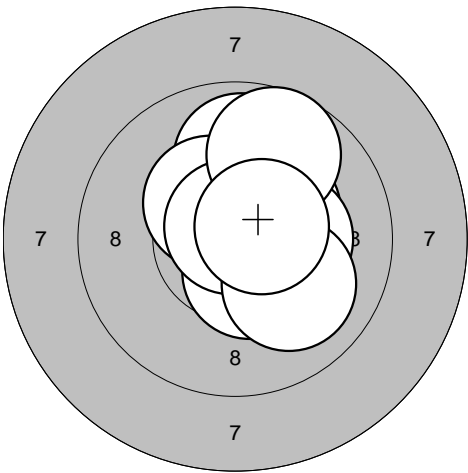
<p>Series 5</p> 	<p>1: 9,9 ↑ 2: 10,6* ↓ 3: 10,5* ↓ 4: 10,3* ← 5: 10,3* ↗ 6: 9,7 → 7: 10,8* ↙ 8: 9,3 → 9: 10,7* → 10: 9,7 ↓</p> <p>Serie 96,0 Sum 486,0</p>	<p>Series 6</p> 	<p>1: 10,8* ↓ 2: 10,9* ↗ 3: 10,5* ↓ 4: 9,8 ↘ 5: 10,1 ↗ 6: 10,1 ← 7: 9,9 ← 8: 10,3* ↘ 9: 10,4* → 10: 8,6 ↗</p> <p>Serie 96,0 Sum 582,0</p>
--	---	--	---

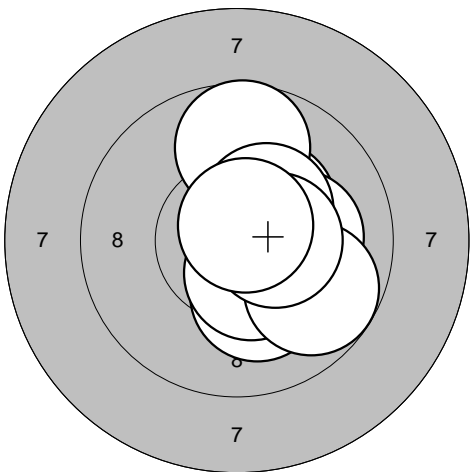
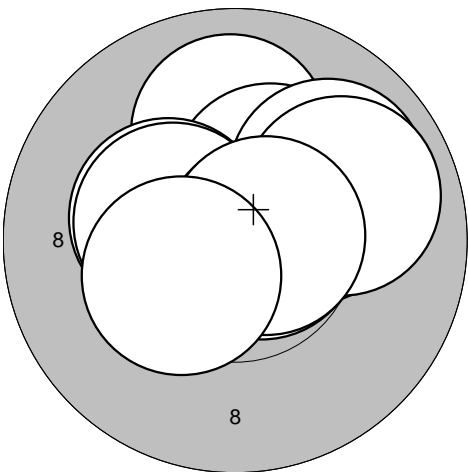
<p>Series 1</p> 	<p>1: 10,3* ↙ 2: 9,8 ↘ 3: 10,1 → 4: 9,9 ↗ 5: 10,7* ← 6: 9,6 → 7: 9,9 ↑ 8: 10,5* ↗ 9: 10,4* ↘ 10: 10,2* ↘</p> <table border="1" style="width:100%; border-collapse: collapse;"> <tr><td>Serie</td><td style="text-align: right;">96,0</td></tr> <tr><td>Sum</td><td style="text-align: right;">96,0</td></tr> </table>	Serie	96,0	Sum	96,0	<p>Series 2</p> 	<p>1: 8,9 ← 2: 10,2* ↑ 3: 9,8 ↑ 4: 8,8 ↙ 5: 9,0 ↘ 6: 9,7 → 7: 9,7 ↗ 8: 10,3* ↑ 9: 10,5* ↑ 10: 9,5 ↗</p> <table border="1" style="width:100%; border-collapse: collapse;"> <tr><td>Serie</td><td style="text-align: right;">91,0</td></tr> <tr><td>Sum</td><td style="text-align: right;">187,0</td></tr> </table>	Serie	91,0	Sum	187,0
Serie	96,0										
Sum	96,0										
Serie	91,0										
Sum	187,0										

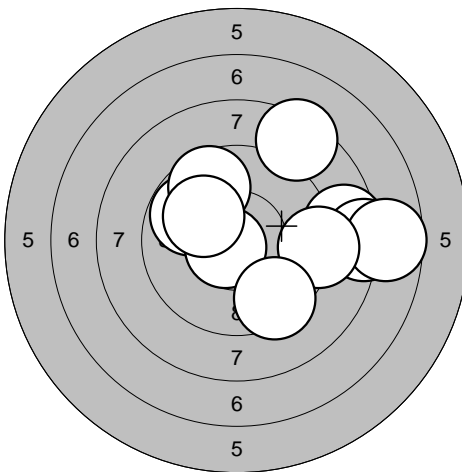
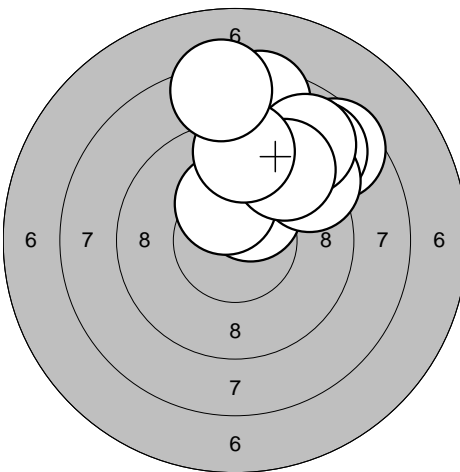
<p>Series 3</p> 	<p>1: 10,3* ↑ 2: 9,6 ← 3: 10,5* → 4: 10,4* ↙ 5: 10,6* ↘ 6: 9,7 ↗ 7: 10,5* ↗ 8: 9,8 ↗ 9: 9,6 ↘ 10: 10,7* ↗</p> <table border="1" style="width:100%; border-collapse: collapse;"> <tr><td>Serie</td><td style="text-align: right;">96,0</td></tr> <tr><td>Sum</td><td style="text-align: right;">283,0</td></tr> </table>	Serie	96,0	Sum	283,0	<p>Series 4</p> 	<p>1: 9,1 → 2: 10,0 ↗ 3: 10,3* ↗ 4: 10,4* ↗ 5: 10,4* → 6: 10,1 → 7: 9,9 ↑ 8: 10,2* ← 9: 9,8 ← 10: 9,5 →</p> <table border="1" style="width:100%; border-collapse: collapse;"> <tr><td>Serie</td><td style="text-align: right;">96,0</td></tr> <tr><td>Sum</td><td style="text-align: right;">379,0</td></tr> </table>	Serie	96,0	Sum	379,0
Serie	96,0										
Sum	283,0										
Serie	96,0										
Sum	379,0										

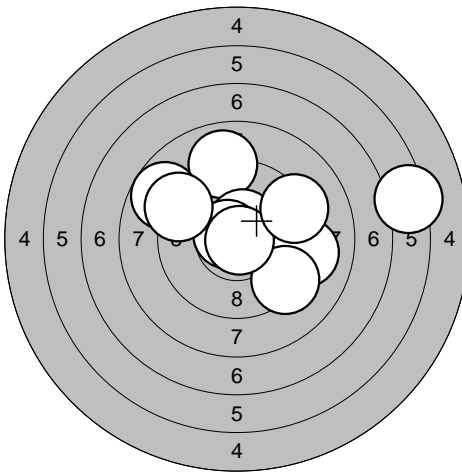
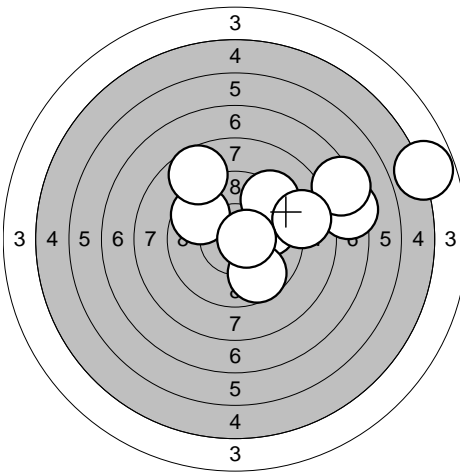
<p>Series 5</p> 	<p>1: 10,2* → 2: 10,0 ← 3: 10,4* ↘ 4: 10,3* ↘ 5: 10,3* ↗ 6: 9,8 ← 7: 9,8 ↘ 8: 10,8* ↘ 9: 9,9 ← 10: 10,2* ←</p> <table border="1" style="width:100%; border-collapse: collapse;"> <tr><td>Serie</td><td style="text-align: right;">97,0</td></tr> <tr><td>Sum</td><td style="text-align: right;">476,0</td></tr> </table>	Serie	97,0	Sum	476,0	<p>Series 6</p> 	<p>1: 10,3* ↗ 2: 10,6* ↑ 3: 9,4 ← 4: 9,4 ← 5: 10,8* ↗ 6: 10,2* ↓ 7: 10,3* ↘ 8: 10,0 ← 9: 10,6* ↑ 10: 9,8 ↗</p> <table border="1" style="width:100%; border-collapse: collapse;"> <tr><td>Serie</td><td style="text-align: right;">97,0</td></tr> <tr><td>Sum</td><td style="text-align: right;">573,0</td></tr> </table>	Serie	97,0	Sum	573,0
Serie	97,0										
Sum	476,0										
Serie	97,0										
Sum	573,0										

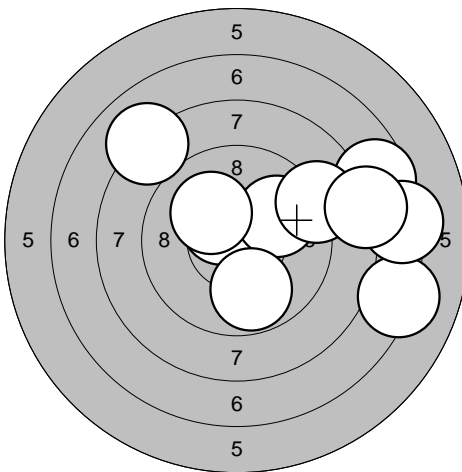
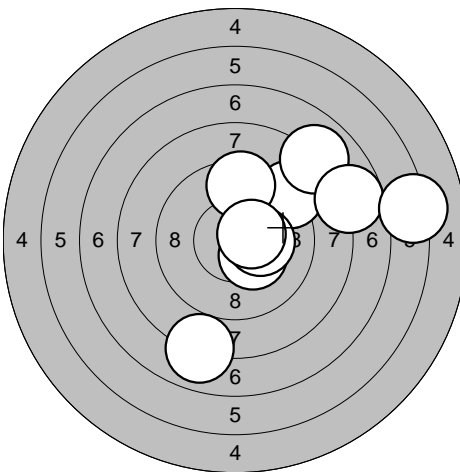
<p>Series 1</p> 	<p>1: 10,0 ↗                  2: 10,5* ↗                  3: 9,8 ↓                  4: 10,5* ↓                  5: 10,8* →                  6: 10,7* ↙                  7: 10,5* ↓                  8: 10,4* ←                  9: 10,5* →                  10: 10,6* ↗</p>	<p>Series 2</p> 	<p>1: 10,2* ↓                  2: 10,2* ↓                  3: 10,3* ↗                  4: 10,4* ↓                  5: 10,0 ↗                  6: 10,7* ↗                  7: 10,8* ↗                  8: 10,3* ↘                  9: 10,3* ↘                  10: 10,5* →</p>
Serie 99,0		Serie 100,0	
Sum 99,0		Sum 199,0	

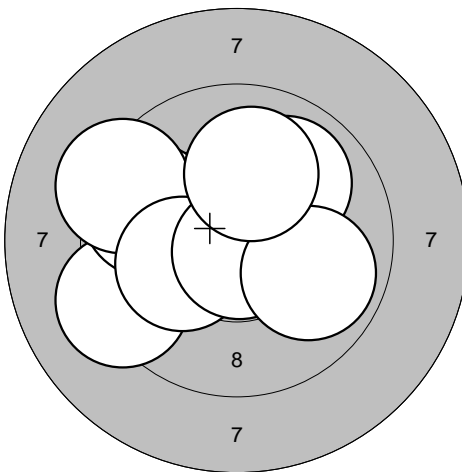
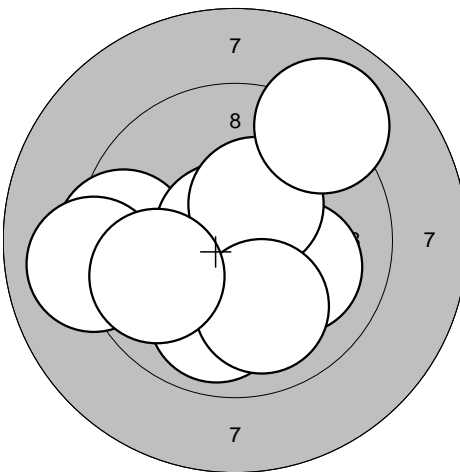
<p>Series 3</p> 	<p>1: 10,8* ↗                  2: 10,2* ↗                  3: 10,7* →                  4: 10,3* ↙                  5: 10,4* ←                  6: 10,6* ↗                  7: 10,4* →                  8: 10,5* ↓                  9: 10,3* ↓                  10: 9,8 ↗</p>	<p>Series 4</p> 	<p>1: 10,4* ↗                  2: 10,3* ↗                  3: 10,3* →                  4: 9,9 ↗                  5: 10,4* ↓                  6: 10,4* ↗                  7: 10,8* ↗                  8: 10,0 ↘                  9: 9,7 ↗                  10: 10,6* →</p>
Serie 99,0		Serie 98,0	
Sum 298,0		Sum 396,0	

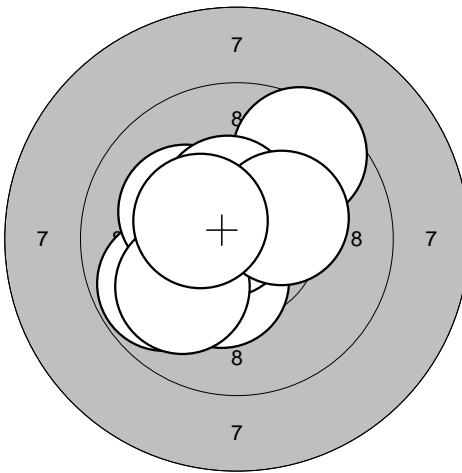
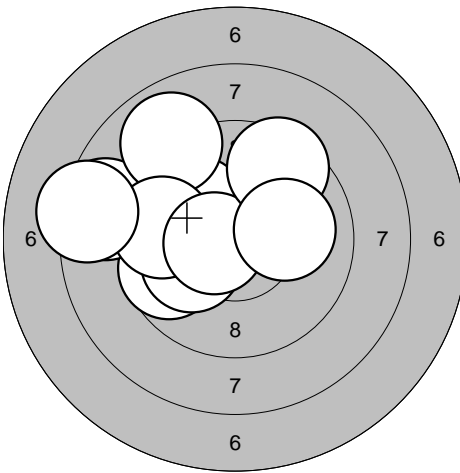
<p>Series 5</p> 	<p>1: 10,2* ↓                  2: 10,3* ↗                  3: 9,7 ↗                  4: 10,6* →                  5: 10,2* →                  6: 10,5* ↓                  7: 9,8 ↓                  8: 10,4* ↗                  9: 10,4* →                  10: 10,7* ↗</p>	<p>Series 6</p> 	<p>1: 10,0 ↗                  2: 10,2* →                  3: 10,4* ↗                  4: 9,9 →                  5: 10,3* ←                  6: 10,4* ←                  7: 9,9 →                  8: 10,7* →                  9: 10,7* →                  10: 10,4* ↙</p>
Serie 98,0		Serie 98,0	
Sum 494,0		Sum 592,0	

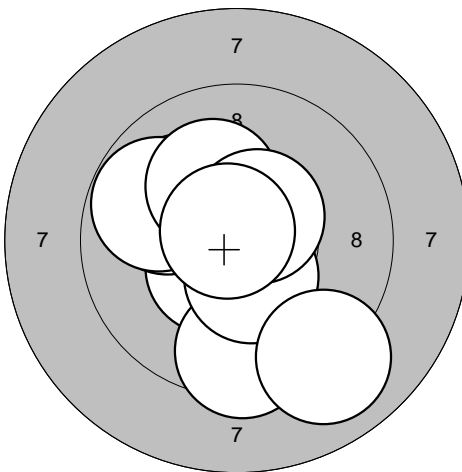
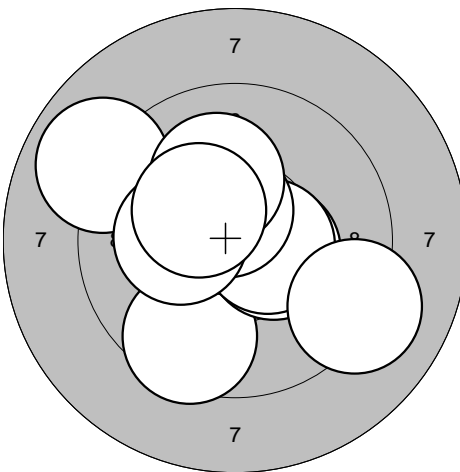
<p>Series 1</p> 	<p>1: 8,6 →</p> <p>2: 9,8 ↖</p> <p>3: 10,7* ↙</p> <p>4: 8,1 →</p> <p>5: 7,7 →</p> <p>6: 9,2 →</p> <p>7: 9,6 ↗</p> <p>8: 10,1 ↗</p> <p>9: 8,4 ↗</p> <p>10: 9,4 ↘</p>	<p>Series 2</p> 	<p>1: 8,6 ↗</p> <p>2: 10,3* ↗</p> <p>3: 8,8 ↗</p> <p>4: 10,3* ↑</p> <p>5: 9,3 ↗</p> <p>6: 8,5 ↑</p> <p>7: 8,9 ↗</p> <p>8: 9,4 ↗</p> <p>9: 9,4 ↑</p> <p>10: 8,3 ↑</p>
Serie 87,0	Serie 87,0	Serie 87,0	Serie 87,0
Sum 87,0	Sum 87,0	Sum 174,0	Sum 174,0

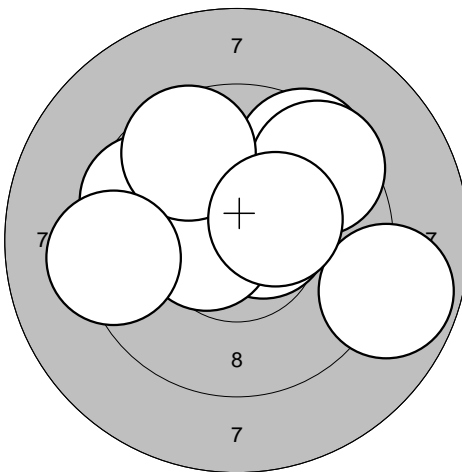
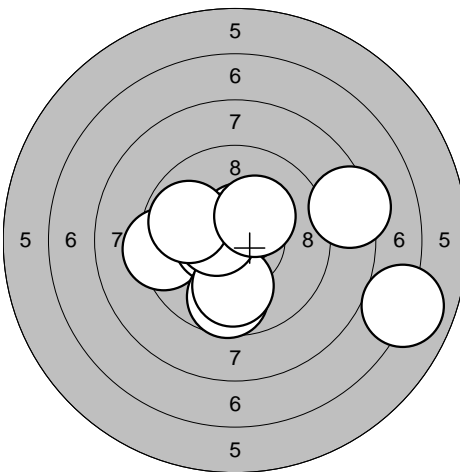
<p>Series 3</p> 	<p>1: 8,9 ↑</p> <p>2: 6,3 →</p> <p>3: 8,8 ↖</p> <p>4: 10,5* ↑</p> <p>5: 10,7* ↖</p> <p>6: 9,1 →</p> <p>7: 9,3 ↘</p> <p>8: 9,2 ↖</p> <p>9: 10,8* ↘</p> <p>10: 9,2 ↗</p>	<p>Series 4</p> 	<p>1: 4,8 →</p> <p>2: 9,9 →</p> <p>3: 9,3 ↗</p> <p>4: 9,7 ↘</p> <p>5: 9,7 ↖</p> <p>6: 7,4 →</p> <p>7: 7,3 ↗</p> <p>8: 8,8 →</p> <p>9: 8,7 ↖</p> <p>10: 10,6* →</p>
Serie 88,0	Serie 80,0	Serie 80,0	Serie 80,0
Sum 262,0	Sum 262,0	Sum 342,0	Sum 342,0

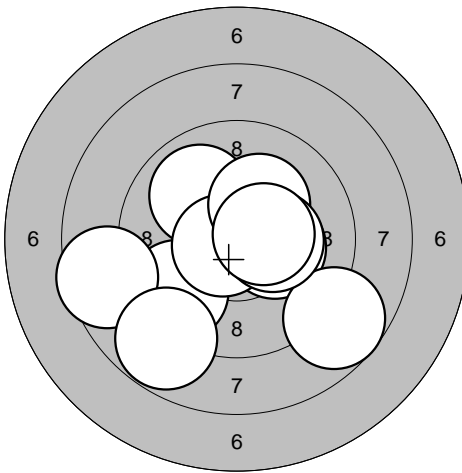
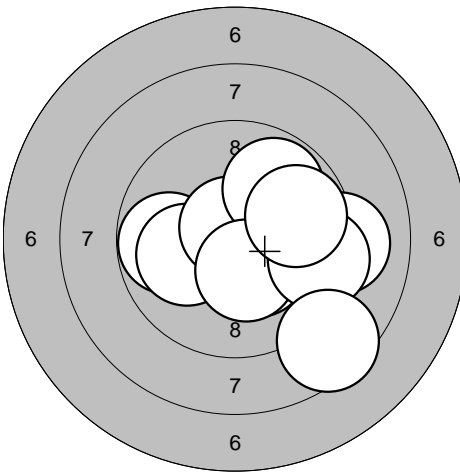
<p>Series 5</p> 	<p>1: 10,5* ↖</p> <p>2: 8,1 ↖</p> <p>3: 7,6 →</p> <p>4: 9,9 ↗</p> <p>5: 7,2 →</p> <p>6: 10,1 ↗</p> <p>7: 7,3 →</p> <p>8: 9,0 ↗</p> <p>9: 8,0 →</p> <p>10: 9,8 ↘</p>	<p>Series 6</p> 	<p>1: 9,1 ↗</p> <p>2: 10,4* →</p> <p>3: 10,3* ↘</p> <p>4: 8,0 ↗</p> <p>5: 10,3* →</p> <p>6: 9,5 ↑</p> <p>7: 8,0 ↘</p> <p>8: 7,8 →</p> <p>9: 6,2 →</p> <p>10: 10,5* →</p>
Serie 84,0	Serie 87,0	Serie 87,0	Serie 87,0
Sum 426,0	Sum 426,0	Sum 513,0	Sum 513,0

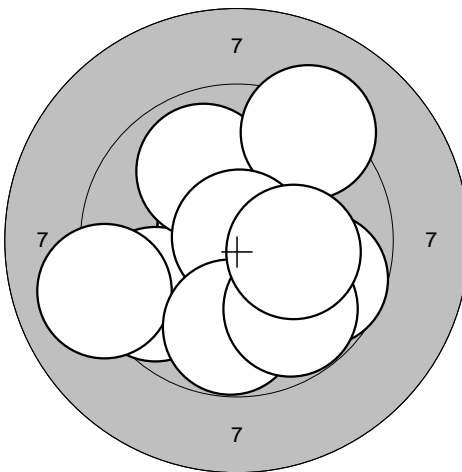
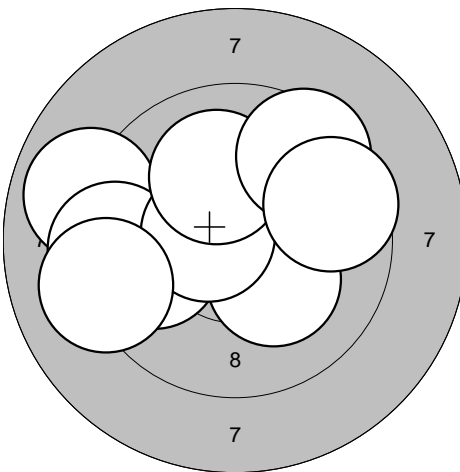
<p>Series 1</p> 	<p>1: 10,3* ↖</p> <p>2: 9,2 ↙</p> <p>3: 10,0 ↗</p> <p>4: 10,6* ↗</p> <p>5: 9,7 ↖</p> <p>6: 9,3 ↗</p> <p>7: 10,2* ↙</p> <p>8: 10,8* ↓</p> <p>9: 9,9 →</p> <p>10: 10,0 ↑</p>	<p>Series 2</p> 	<p>1: 10,2* ↓</p> <p>2: 9,5 ←</p> <p>3: 10,8* ↖</p> <p>4: 10,1 →</p> <p>5: 9,9 ↓</p> <p>6: 10,4* ↗</p> <p>7: 9,1 ←</p> <p>8: 9,0 ↗</p> <p>9: 10,0 ↓</p> <p>10: 9,8 ←</p>
Serie 96,0		Serie 95,0	
Sum 96,0		Sum 191,0	

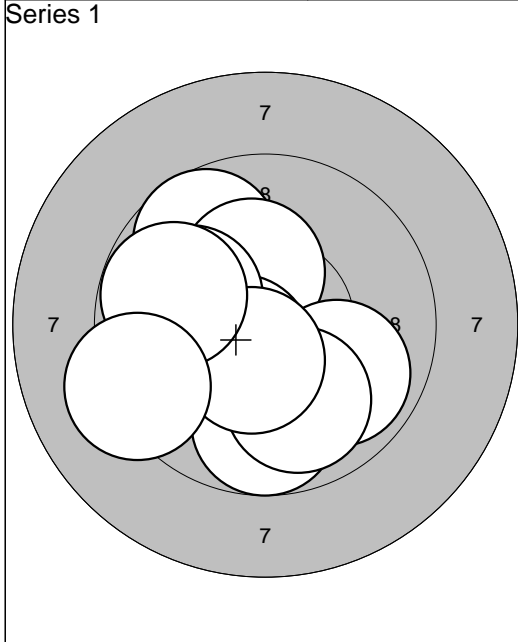
<p>Series 3</p> 	<p>1: 9,6 ↗</p> <p>2: 9,8 ↙</p> <p>3: 10,3* ↓</p> <p>4: 10,5* ↗</p> <p>5: 10,2* ↗</p> <p>6: 10,7* ↗</p> <p>7: 10,5* ↗</p> <p>8: 10,0 ↙</p> <p>9: 10,3* →</p> <p>10: 10,4* ↖</p>	<p>Series 4</p> 	<p>1: 9,7 ↙</p> <p>2: 10,0 ↖</p> <p>3: 8,6 ←</p> <p>4: 10,1 ↙</p> <p>5: 8,9 ↗</p> <p>6: 9,7 ←</p> <p>7: 10,6* ←</p> <p>8: 9,5 ↗</p> <p>9: 8,3 ←</p> <p>10: 10,1 →</p>
Serie 98,0		Serie 91,0	
Sum 289,0		Sum 380,0	

<p>Series 5</p> 	<p>1: 10,5* ↙</p> <p>2: 9,9 ↖</p> <p>3: 10,0 ↗</p> <p>4: 9,8 ↗</p> <p>5: 9,5 ↓</p> <p>6: 10,4* ↓</p> <p>7: 10,2* ↗</p> <p>8: 10,5* ↗</p> <p>9: 9,0 ↓</p> <p>10: 10,8* ↗</p>	<p>Series 6</p> 	<p>1: 9,5 ↓</p> <p>2: 10,8* ↑</p> <p>3: 10,4* →</p> <p>4: 10,5* →</p> <p>5: 9,1 ↘</p> <p>6: 8,9 ↖</p> <p>7: 10,5* ↗</p> <p>8: 10,2* ←</p> <p>9: 10,1 ↑</p> <p>10: 10,3* ↖</p>
Serie 96,0		Serie 96,0	
Sum 476,0		Sum 572,0	

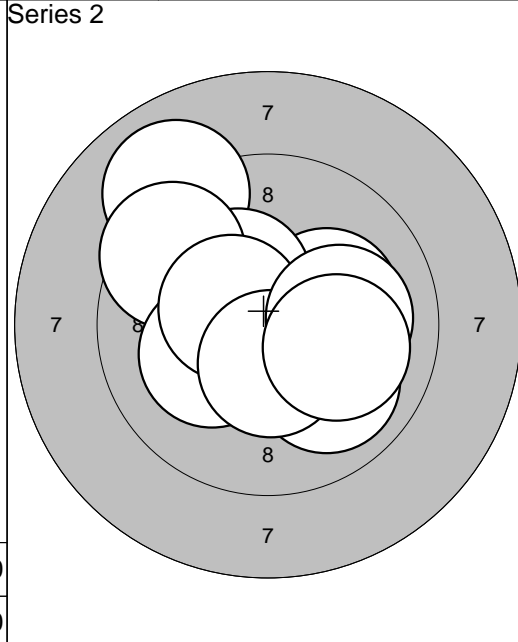
<p>Series 1</p> 	<p>1: 10,2* ↖</p> <p>2: 10,6* →</p> <p>3: 9,6 ↖</p> <p>4: 9,5 ↗</p> <p>5: 10,5* ←</p> <p>6: 9,5 ↗</p> <p>7: 9,6 ↗</p> <p>8: 8,9 →</p> <p>9: 9,3 ←</p> <p>10: 10,4* →</p>	<p>Series 2</p> 	<p>1: 9,4 ←</p> <p>2: 10,5* ←</p> <p>3: 10,6* ↑</p> <p>4: 9,7 ↓</p> <p>5: 10,0 ↓</p> <p>6: 10,5* ←</p> <p>7: 7,0 →</p> <p>8: 9,9 ↖</p> <p>9: 8,3 →</p> <p>10: 10,3* ↗</p>
Serie 93,0		Serie 92,0	
Sum 93,0		Sum 185,0	

<p>Series 3</p> 	<p>1: 9,6 ↙</p> <p>2: 10,2* →</p> <p>3: 10,0 ↗</p> <p>4: 8,6 ↖</p> <p>5: 10,7* ↖</p> <p>6: 10,2* ↗</p> <p>7: 8,7 ↘</p> <p>8: 10,3* →</p> <p>9: 8,8 ↙</p> <p>10: 10,5* →</p>	<p>Series 4</p> 	<p>1: 9,8 ←</p> <p>2: 9,1 →</p> <p>3: 10,0 ←</p> <p>4: 10,3* ↘</p> <p>5: 10,7* ↗</p> <p>6: 9,8 ↗</p> <p>7: 10,4* ↘</p> <p>8: 9,4 →</p> <p>9: 8,5 ↘</p> <p>10: 9,8 →</p>
Serie 93,0		Serie 93,0	
Sum 278,0		Sum 371,0	

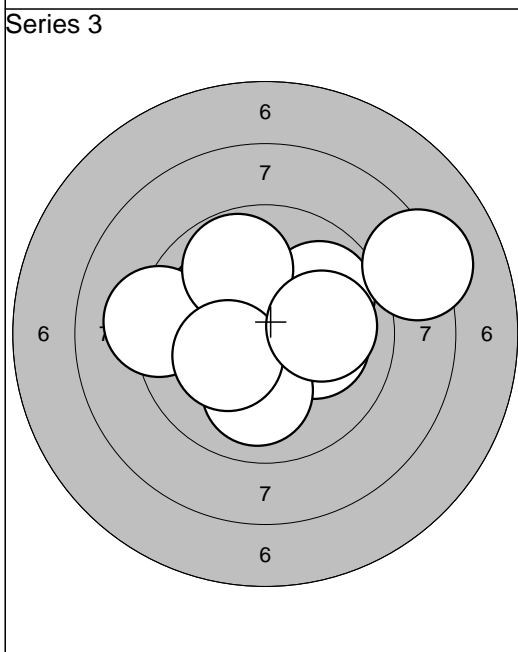
<p>Series 5</p> 	<p>1: 10,7* ↖</p> <p>2: 9,6 ↖</p> <p>3: 9,0 ←</p> <p>4: 9,7 →</p> <p>5: 9,9 ↗</p> <p>6: 9,2 ↗</p> <p>7: 10,9* ↗</p> <p>8: 9,8 ↓</p> <p>9: 9,8 ↓</p> <p>10: 10,2* →</p>	<p>Series 6</p> 	<p>1: 10,2* →</p> <p>2: 9,8 ←</p> <p>3: 10,2* ↘</p> <p>4: 8,9 ↖</p> <p>5: 9,3 ←</p> <p>6: 10,6* ←</p> <p>7: 9,1 ←</p> <p>8: 10,1 ↑</p> <p>9: 9,5 ↗</p> <p>10: 9,6 →</p>
Serie 93,0		Serie 93,0	
Sum 464,0		Sum 557,0	



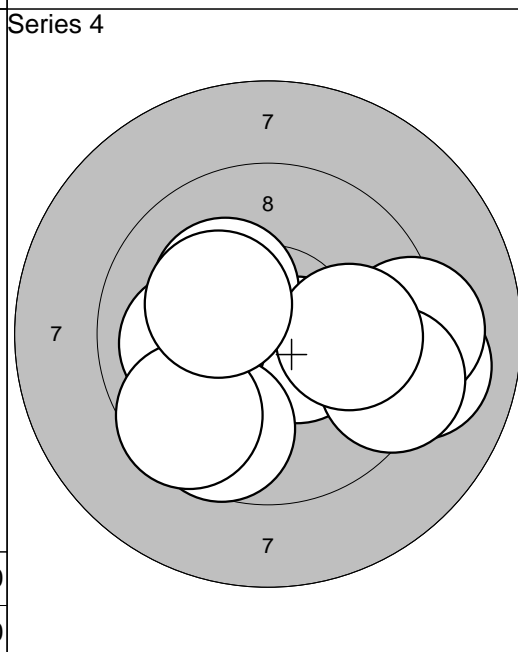
1: 9,7	↗
2: 10,3*	↑
3: 9,9	↘
4: 10,5*	↙
5: 10,0	←
6: 9,7	↓
7: 10,0	↘
8: 10,5*	↘
9: 9,8	←
10: 9,2	↙
<b>Serie 95,0</b>	
<b>Sum 95,0</b>	



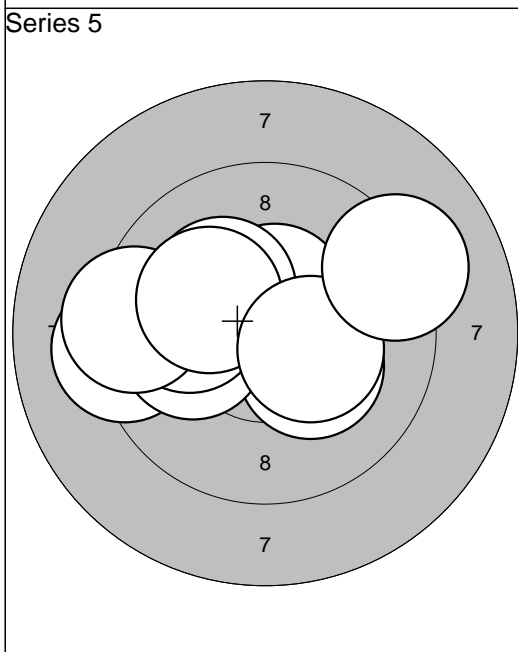
1: 10,2*	↗
2: 9,0	↗
3: 10,3*	↗
4: 10,0	↘
5: 9,5	↗
6: 10,2*	↙
7: 10,5*	↗
8: 10,5*	↓
9: 10,1	→
10: 10,1	↘
<b>Serie 98,0</b>	
<b>Sum 193,0</b>	



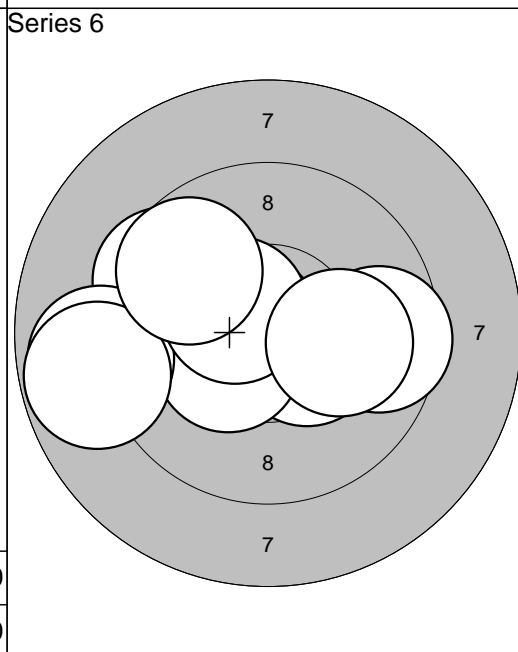
1: 10,3*	←
2: 10,1	↗
3: 10,1	→
4: 10,0	↓
5: 9,9	↗
6: 9,2	←
7: 9,8	↑
8: 10,3*	↙
9: 8,2	↗
10: 10,0	→
<b>Serie 95,0</b>	
<b>Sum 288,0</b>	



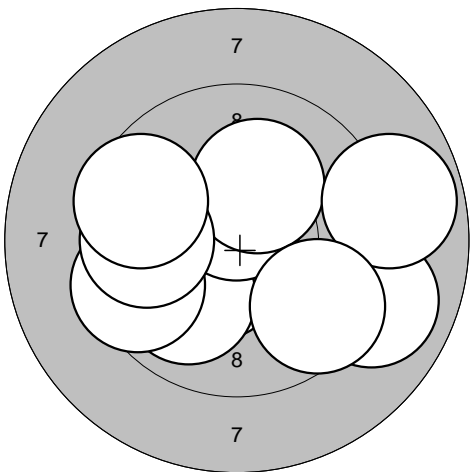
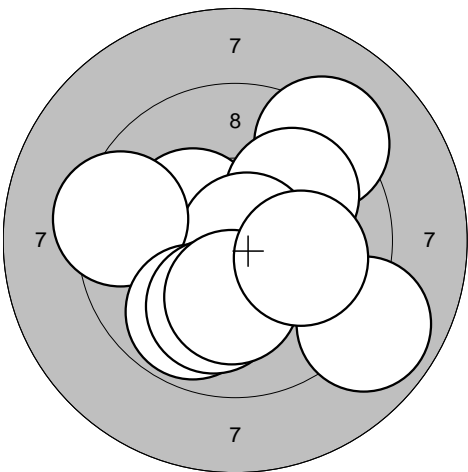
1: 10,6*	↘
2: 10,2*	↗
3: 9,1	→
4: 9,2	→
5: 10,0	←
6: 9,7	↓
7: 9,3	↗
8: 9,6	↓
9: 9,9	→
10: 10,3*	↙
<b>Serie 94,0</b>	
<b>Sum 382,0</b>	

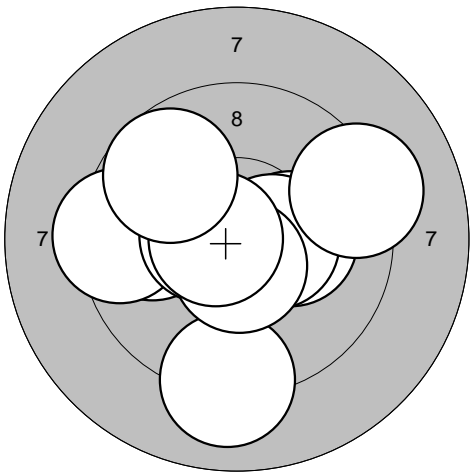
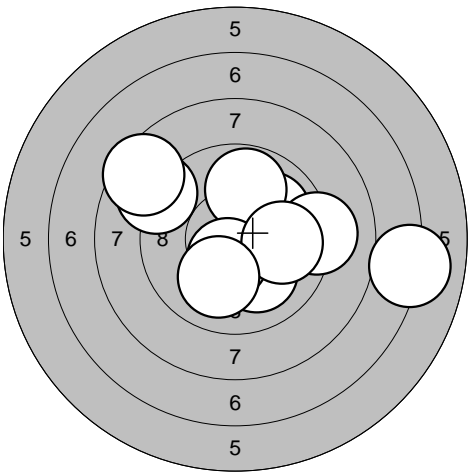


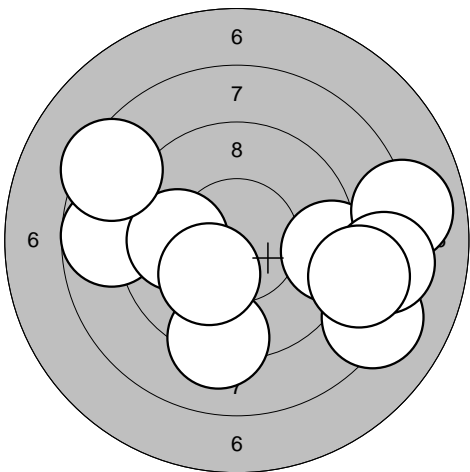
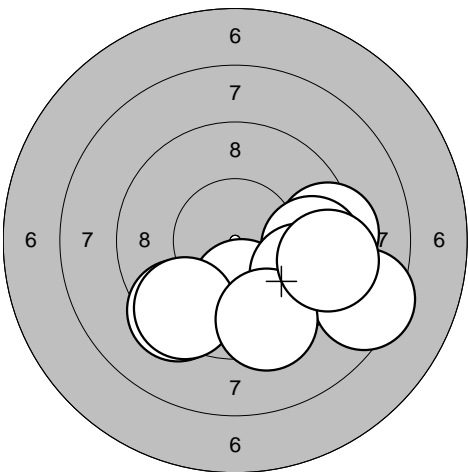
1: 10,3*	↘
2: 9,2	←
3: 10,0	←
4: 10,0	←
5: 10,5*	↑
6: 9,4	←
7: 10,2*	↗
8: 10,2*	↗
9: 10,4*	↘
10: 9,2	↗
<b>Serie 97,0</b>	
<b>Sum 479,0</b>	



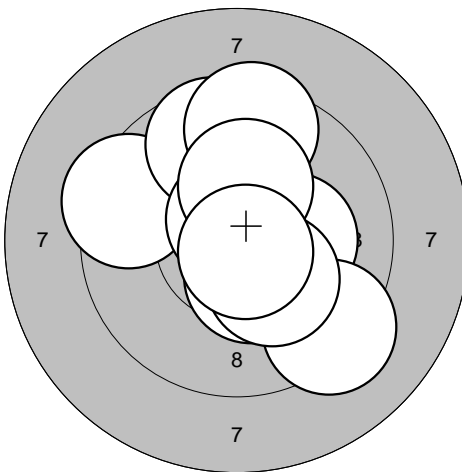
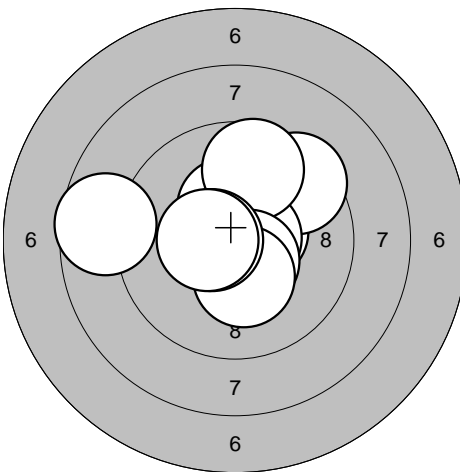
1: 10,4*	↘
2: 9,6	↗
3: 10,7*	←
4: 10,4*	↙
5: 8,9	←
6: 9,6	→
7: 10,5*	↗
8: 8,8	←
9: 9,7	↗
10: 10,1	→
<b>Serie 93,0</b>	
<b>Sum 572,0</b>	

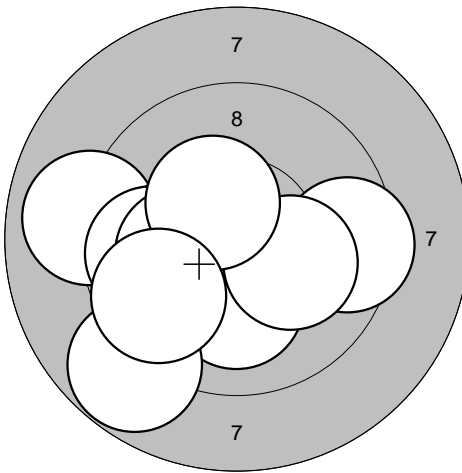
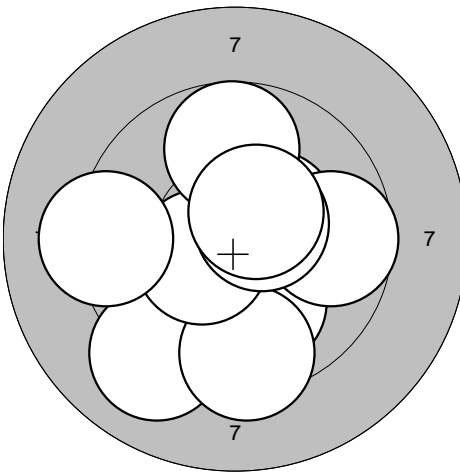
<p><b>Series 1</b></p> 	<p>1: 10,4* ↙                  2: 10,0 ↙                  3: 10,6* ↑                  4: 9,5 ↙                  5: 10,2* ↑                  6: 9,0 →                  7: 8,8 →                  8: 9,7 ←                  9: 9,6 ↙                  10: 9,5 ↘</p> <table border="1" style="width:100%; border-collapse: collapse;"> <tr><td>Serie</td><td style="text-align: right;">93,0</td></tr> <tr><td>Sum</td><td style="text-align: right;">93,0</td></tr> </table>	Serie	93,0	Sum	93,0	<p><b>Series 2</b></p> 	<p>1: 10,3* ↖                  2: 9,2 ↗                  3: 10,0 ↗                  4: 10,8* →                  5: 9,4 ←                  6: 9,8 ↘                  7: 8,9 ↘                  8: 10,0 ↓                  9: 10,2* ↓                  10: 10,0 →</p> <table border="1" style="width:100%; border-collapse: collapse;"> <tr><td>Serie</td><td style="text-align: right;">95,0</td></tr> <tr><td>Sum</td><td style="text-align: right;">188,0</td></tr> </table>	Serie	95,0	Sum	188,0
Serie	93,0										
Sum	93,0										
Serie	95,0										
Sum	188,0										

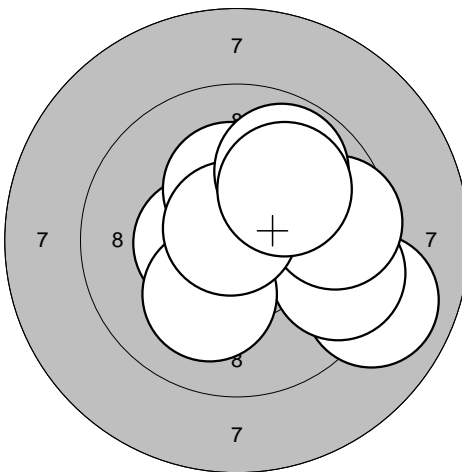
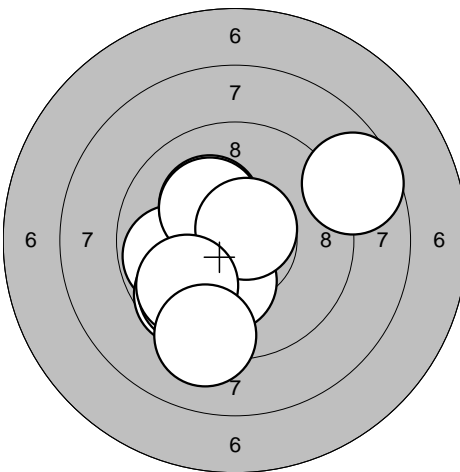
<p><b>Series 3</b></p> 	<p>1: 9,8 ←                  2: 10,2* →                  3: 9,1 ↓                  4: 9,4 ←                  5: 10,5* →                  6: 10,5* ←                  7: 10,6* ↓                  8: 10,7* ←                  9: 9,2 →                  10: 9,7 ↗</p> <table border="1" style="width:100%; border-collapse: collapse;"> <tr><td>Serie</td><td style="text-align: right;">95,0</td></tr> <tr><td>Sum</td><td style="text-align: right;">283,0</td></tr> </table>	Serie	95,0	Sum	283,0	<p><b>Series 4</b></p> 	<p>1: 10,0 ↗                  2: 10,1 ↓                  3: 7,1 →                  4: 9,8 ↑                  5: 9,1 →                  6: 10,5* ↓                  7: 9,9 →                  8: 9,0 ↗                  9: 8,5 ↗                  10: 10,0 ↓</p> <table border="1" style="width:100%; border-collapse: collapse;"> <tr><td>Serie</td><td style="text-align: right;">91,0</td></tr> <tr><td>Sum</td><td style="text-align: right;">374,0</td></tr> </table>	Serie	91,0	Sum	374,0
Serie	95,0										
Sum	283,0										
Serie	91,0										
Sum	374,0										

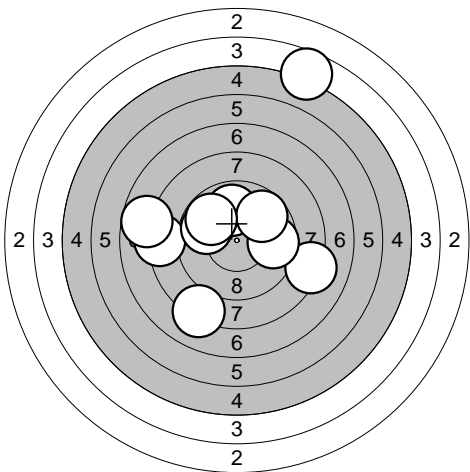
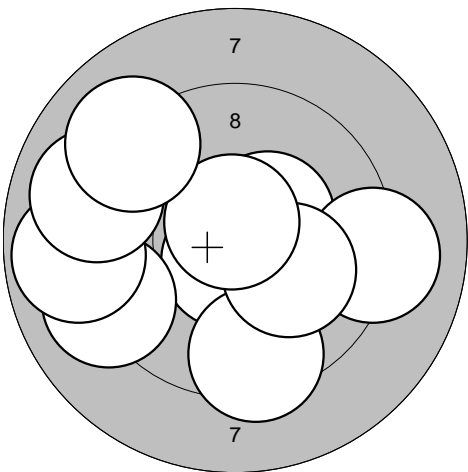
<p><b>Series 5</b></p> 	<p>1: 9,3 →                  2: 9,2 ↓                  3: 8,8 ←                  4: 9,9 ←                  5: 8,0 →                  6: 8,2 ↘                  7: 8,4 ↗                  8: 8,3 →                  9: 10,2* ↙                  10: 8,7 →</p> <table border="1" style="width:100%; border-collapse: collapse;"> <tr><td>Serie</td><td style="text-align: right;">85,0</td></tr> <tr><td>Sum</td><td style="text-align: right;">459,0</td></tr> </table>	Serie	85,0	Sum	459,0	<p><b>Series 6</b></p> 	<p>1: 9,3 →                  2: 9,6 →                  3: 9,5 ↘                  4: 9,4 ↘                  5: 10,1 ↓                  6: 9,7 ↘                  7: 8,5 ↘                  8: 9,5 ↘                  9: 9,5 ↓                  10: 9,3 →</p> <table border="1" style="width:100%; border-collapse: collapse;"> <tr><td>Serie</td><td style="text-align: right;">90,0</td></tr> <tr><td>Sum</td><td style="text-align: right;">549,0</td></tr> </table>	Serie	90,0	Sum	549,0
Serie	85,0										
Sum	459,0										
Serie	90,0										
Sum	549,0										

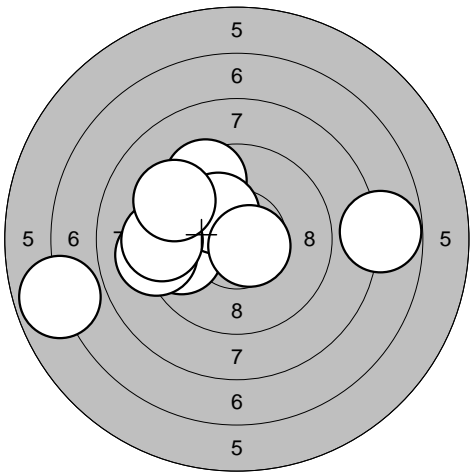
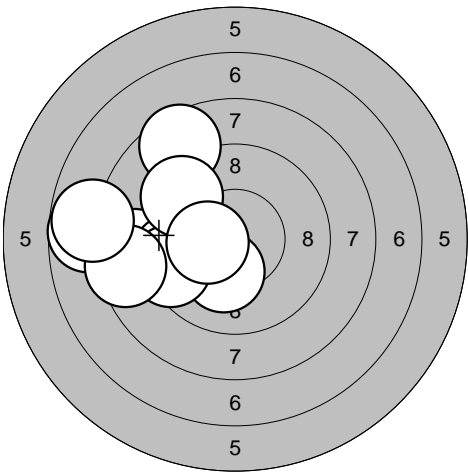


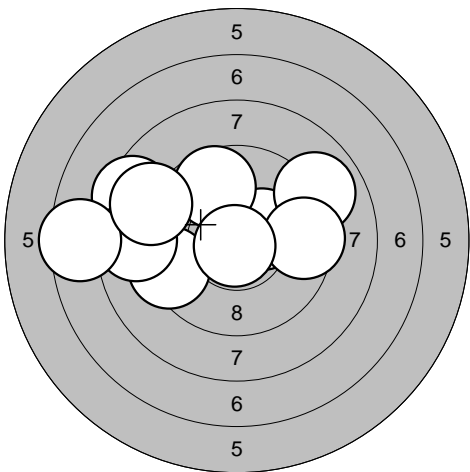
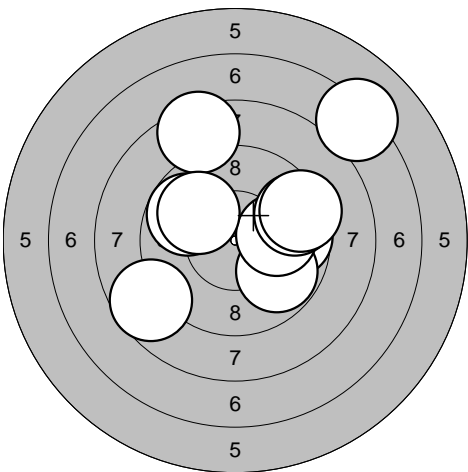
<p>Series 1</p> 	<p>1: 10,2* →</p> <p>2: 9,4 ←</p> <p>3: 10,4* ↓</p> <p>4: 9,6 ↑</p> <p>5: 10,7* ↑</p> <p>6: 9,3 ↓</p> <p>7: 9,5 ↑</p> <p>8: 10,2* ↑</p> <p>9: 10,2* ↓</p> <p>10: 10,7* ↓</p> <table border="1" style="width:100%; border-collapse: collapse;"> <tr><td>Serie</td><td style="text-align: right;">96,0</td></tr> <tr><td>Sum</td><td style="text-align: right;">96,0</td></tr> </table>	Serie	96,0	Sum	96,0	<p>Series 2</p> 	<p>1: 10,5* →</p> <p>2: 10,4* ↑</p> <p>3: 9,5 ↗</p> <p>4: 10,7* →</p> <p>5: 9,7 ↑</p> <p>6: 10,5* ↓</p> <p>7: 8,6 ←</p> <p>8: 10,3* ↓</p> <p>9: 10,5* ←</p> <p>10: 10,5* ←</p> <table border="1" style="width:100%; border-collapse: collapse;"> <tr><td>Serie</td><td style="text-align: right;">96,0</td></tr> <tr><td>Sum</td><td style="text-align: right;">192,0</td></tr> </table>	Serie	96,0	Sum	192,0
Serie	96,0										
Sum	96,0										
Serie	96,0										
Sum	192,0										

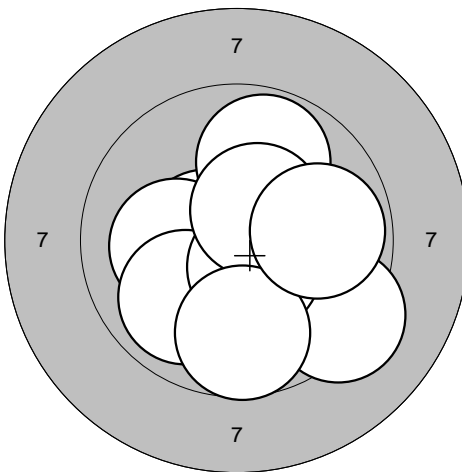
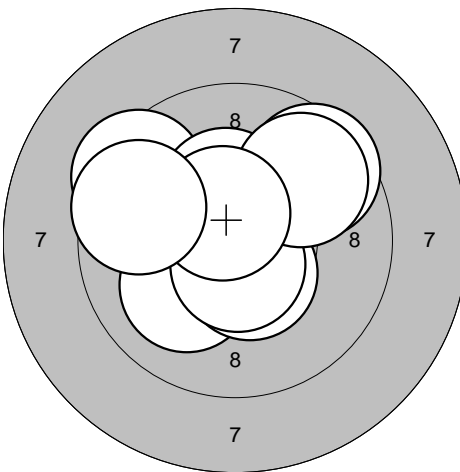
<p>Series 3</p> 	<p>1: 9,0 ←</p> <p>2: 10,2* ←</p> <p>3: 9,8 ←</p> <p>4: 10,2* ←</p> <p>5: 10,1 ↓</p> <p>6: 8,8 ↘</p> <p>7: 9,5 →</p> <p>8: 10,2* →</p> <p>9: 10,4* ↑</p> <p>10: 9,7 ↘</p> <table border="1" style="width:100%; border-collapse: collapse;"> <tr><td>Serie</td><td style="text-align: right;">94,0</td></tr> <tr><td>Sum</td><td style="text-align: right;">286,0</td></tr> </table>	Serie	94,0	Sum	286,0	<p>Series 4</p> 	<p>1: 9,1 ↘</p> <p>2: 10,1 ↓</p> <p>3: 9,4 ↓</p> <p>4: 10,4* ↙</p> <p>5: 10,4* ↗</p> <p>6: 9,7 →</p> <p>7: 9,7 ↑</p> <p>8: 10,5* ↗</p> <p>9: 10,5* ↗</p> <p>10: 9,2 ←</p> <table border="1" style="width:100%; border-collapse: collapse;"> <tr><td>Serie</td><td style="text-align: right;">95,0</td></tr> <tr><td>Sum</td><td style="text-align: right;">381,0</td></tr> </table>	Serie	95,0	Sum	381,0
Serie	94,0										
Sum	286,0										
Serie	95,0										
Sum	381,0										

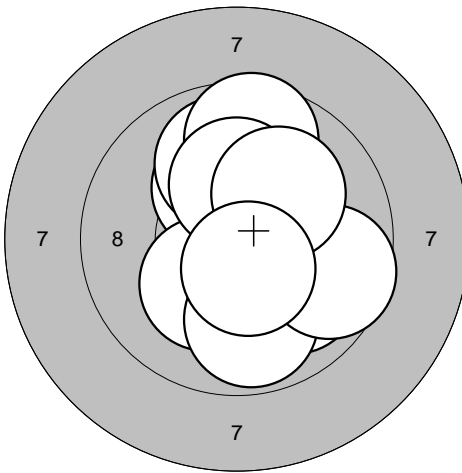
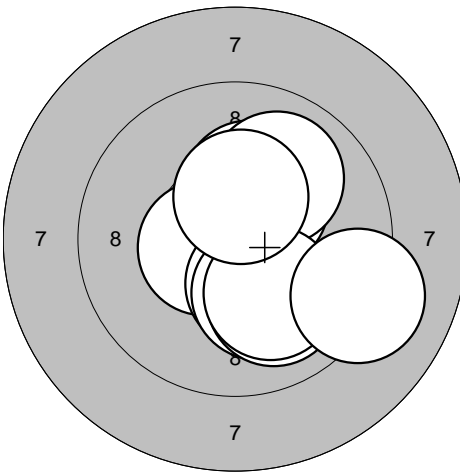
<p>Series 5</p> 	<p>1: 10,5* ←</p> <p>2: 10,3* ↑</p> <p>3: 10,3* ↑</p> <p>4: 9,0 →</p> <p>5: 9,5 →</p> <p>6: 10,2* ↓</p> <p>7: 9,6 →</p> <p>8: 10,8* ↑</p> <p>9: 9,9 ↗</p> <p>10: 10,0 ↗</p> <table border="1" style="width:100%; border-collapse: collapse;"> <tr><td>Serie</td><td style="text-align: right;">96,0</td></tr> <tr><td>Sum</td><td style="text-align: right;">477,0</td></tr> </table>	Serie	96,0	Sum	477,0	<p>Series 6</p> 	<p>1: 9,8 ←</p> <p>2: 9,6 ↘</p> <p>3: 9,7 ↘</p> <p>4: 10,2* ↖</p> <p>5: 10,2* ↖</p> <p>6: 8,7 →</p> <p>7: 10,2* ↓</p> <p>8: 10,7* ↗</p> <p>9: 9,8 ↘</p> <p>10: 9,2 ↓</p> <table border="1" style="width:100%; border-collapse: collapse;"> <tr><td>Serie</td><td style="text-align: right;">93,0</td></tr> <tr><td>Sum</td><td style="text-align: right;">570,0</td></tr> </table>	Serie	93,0	Sum	570,0
Serie	96,0										
Sum	477,0										
Serie	93,0										
Sum	570,0										

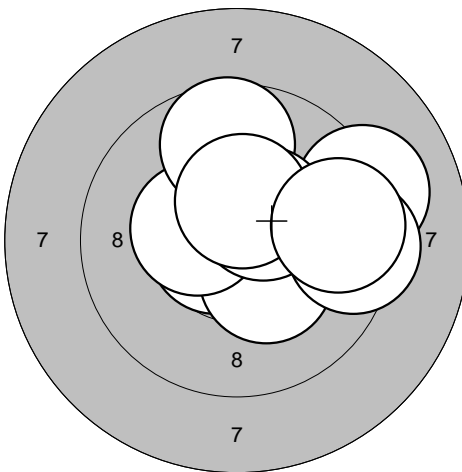
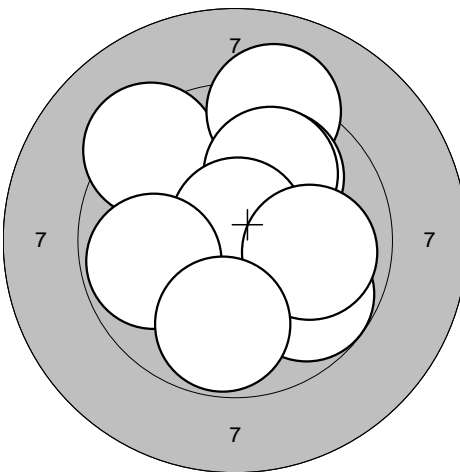
<p><b>Series 1</b></p> 	<p>1: 8,3 ←</p> <p>2: 8,1 ↘</p> <p>3: 9,8 ↖</p> <p>4: 8,2 →</p> <p>5: 9,7 →</p> <p>6: 9,9 ↑</p> <p>7: 7,8 ←</p> <p>8: 4,7 ↗</p> <p>9: 9,7 ↗</p> <p>10: 9,8 ↖</p> <hr/> <p>Serie 80,0</p> <hr/> <p>Sum 80,0</p>	<p><b>Series 2</b></p> 	<p>1: 10,7* ↓</p> <p>2: 9,4 ↓</p> <p>3: 9,1 ←</p> <p>4: 8,9 ←</p> <p>5: 10,5* ↗</p> <p>6: 9,0 ←</p> <p>7: 9,1 →</p> <p>8: 10,1 ↘</p> <p>9: 10,7* ↑</p> <p>10: 9,1 ↖</p> <hr/> <p>Serie 93,0</p> <hr/> <p>Sum 173,0</p>
---	--	---	--

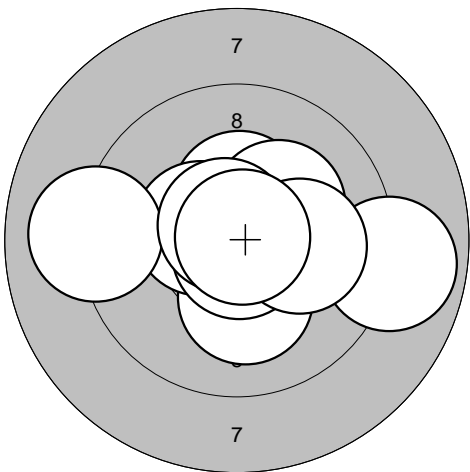
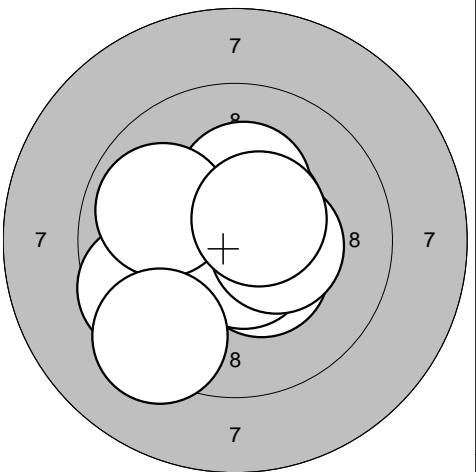
<p><b>Series 3</b></p> 	<p>1: 10,3* ↗</p> <p>2: 9,5 ↗</p> <p>3: 9,7 ←</p> <p>4: 10,3* ↗</p> <p>5: 9,1 ←</p> <p>6: 7,8 →</p> <p>7: 10,6* ↘</p> <p>8: 6,9 ←</p> <p>9: 9,3 ←</p> <p>10: 9,4 ↖</p> <hr/> <p>Serie 88,0</p> <hr/> <p>Sum 261,0</p>	<p><b>Series 4</b></p> 	<p>1: 8,6 ↗</p> <p>2: 8,7 ←</p> <p>3: 10,2* ↓</p> <p>4: 9,6 ←</p> <p>5: 7,7 ←</p> <p>6: 9,4 ←</p> <p>7: 8,5 ←</p> <p>8: 7,8 ←</p> <p>9: 9,5 ↗</p> <p>10: 10,4* ←</p> <hr/> <p>Serie 85,0</p> <hr/> <p>Sum 346,0</p>
--	---	--	---

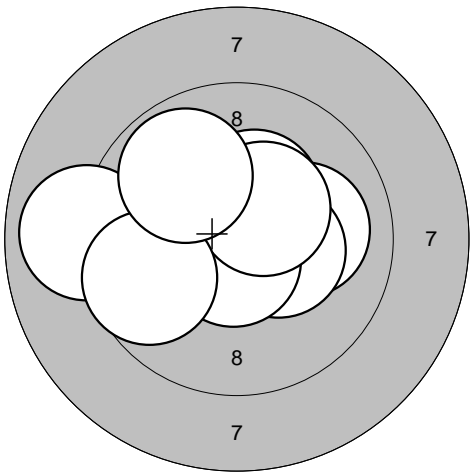
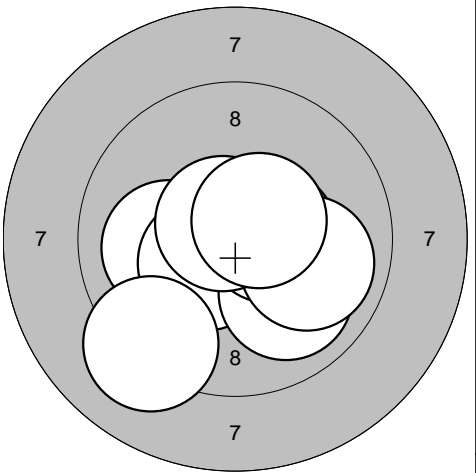
<p><b>Series 5</b></p> 	<p>1: 10,4* →</p> <p>2: 9,4 ←</p> <p>3: 8,5 ↖</p> <p>4: 9,7 ↗</p> <p>5: 8,9 ↗</p> <p>6: 8,8 ←</p> <p>7: 7,5 ←</p> <p>8: 9,5 →</p> <p>9: 8,9 ↖</p> <p>10: 10,8* ↓</p> <hr/> <p>Serie 86,0</p> <hr/> <p>Sum 432,0</p>	<p><b>Series 6</b></p> 	<p>1: 9,7 →</p> <p>2: 8,7 ↖</p> <p>3: 8,4 ↗</p> <p>4: 9,8 ↘</p> <p>5: 7,2 ↗</p> <p>6: 10,0 →</p> <p>7: 9,5 ↗</p> <p>8: 9,8 ↖</p> <p>9: 9,4 ↗</p> <p>10: 9,9 ↖</p> <hr/> <p>Serie 87,0</p> <hr/> <p>Sum 519,0</p>
---	---	---	--

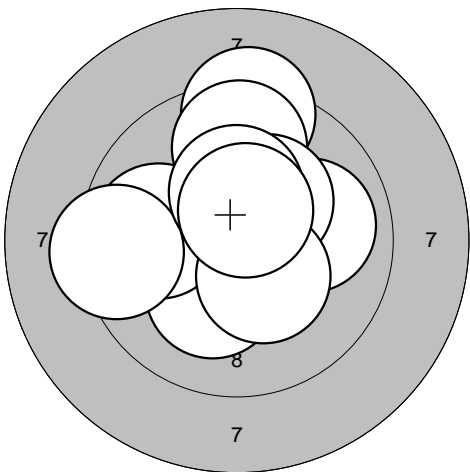
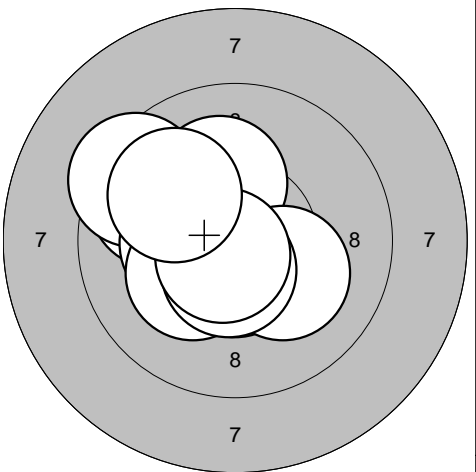
<p>Series 1</p> 	<p>1: 10,5* ←</p> <p>2: 10,6* ↘</p> <p>3: 9,3 ↘</p> <p>4: 10,1 ←</p> <p>5: 9,9 ↙</p> <p>6: 10,5* ↘</p> <p>7: 9,8 ↗</p> <p>8: 10,4* ↗</p> <p>9: 9,7 ↓</p> <p>10: 9,8 →</p>	<p>Series 2</p> 	<p>1: 10,1 ↘</p> <p>2: 9,4 ↖</p> <p>3: 10,8* ↑</p> <p>4: 10,5* ↘</p> <p>5: 10,6* ↓</p> <p>6: 10,3* ↑</p> <p>7: 9,6 ↗</p> <p>8: 9,8 ↗</p> <p>9: 10,6* ↑</p> <p>10: 9,6 ↖</p>
Serie 95,0	Serie 96,0	Serie 96,0	Serie 96,0
Sum 95,0	Sum 191,0	Sum 191,0	Sum 191,0

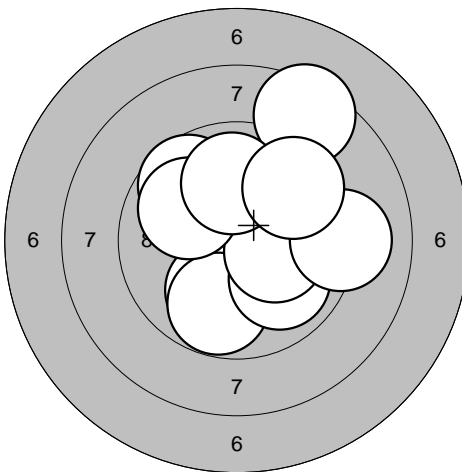
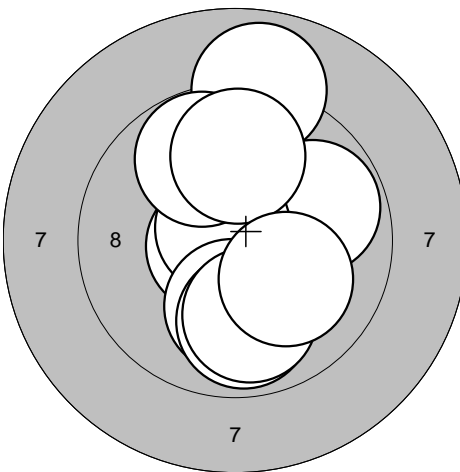
<p>Series 3</p> 	<p>1: 10,2* ↗</p> <p>2: 10,2* ↘</p> <p>3: 10,0 ↘</p> <p>4: 9,9 ↗</p> <p>5: 9,6 ↗</p> <p>6: 9,8 ↘</p> <p>7: 9,6 →</p> <p>8: 10,2* ↗</p> <p>9: 10,1 ↗</p> <p>10: 10,5* ↘</p>	<p>Series 4</p> 	<p>1: 10,4* ↗</p> <p>2: 10,5* ←</p> <p>3: 10,2* ↑</p> <p>4: 10,3* ↘</p> <p>5: 10,0 ↗</p> <p>6: 10,2* ↘</p> <p>7: 10,0 ↘</p> <p>8: 10,1 ↘</p> <p>9: 9,2 ↘</p> <p>10: 10,4* ↑</p>
Serie 96,0	Serie 99,0	Serie 99,0	Serie 99,0
Sum 287,0	Sum 386,0	Sum 386,0	Sum 386,0

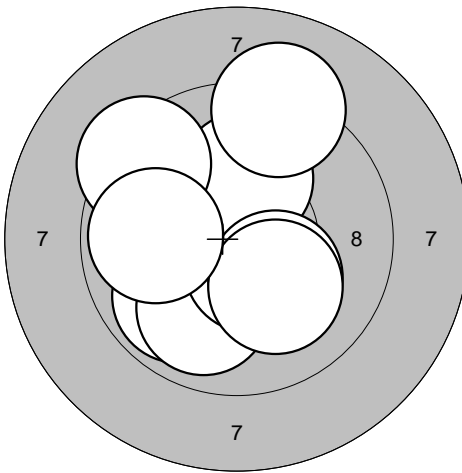
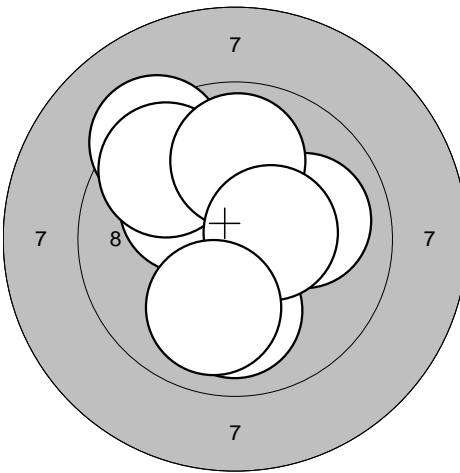
<p>Series 5</p> 	<p>1: 10,7* ↗</p> <p>2: 10,7* ←</p> <p>3: 9,2 →</p> <p>4: 10,3* ↘</p> <p>5: 10,4* ←</p> <p>6: 9,7 ↗</p> <p>7: 10,4* ↗</p> <p>8: 9,4 →</p> <p>9: 10,4* ↑</p> <p>10: 9,6 →</p>	<p>Series 6</p> 	<p>1: 9,3 ↖</p> <p>2: 9,2 ↑</p> <p>3: 10,0 ↗</p> <p>4: 10,3* ↘</p> <p>5: 10,0 ↗</p> <p>6: 9,8 ↘</p> <p>7: 10,8* ↑</p> <p>8: 9,8 ←</p> <p>9: 10,0 →</p> <p>10: 9,8 ↓</p>
Serie 96,0	Serie 95,0	Serie 95,0	Serie 95,0
Sum 482,0	Sum 577,0	Sum 577,0	Sum 577,0

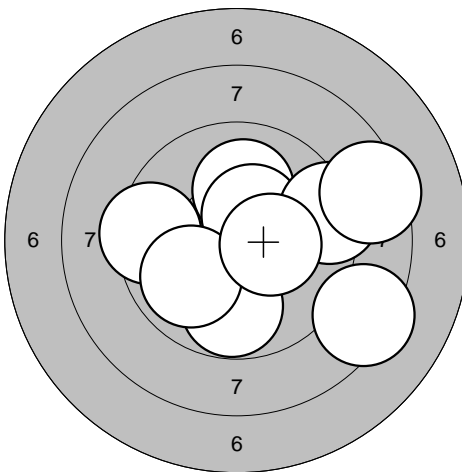
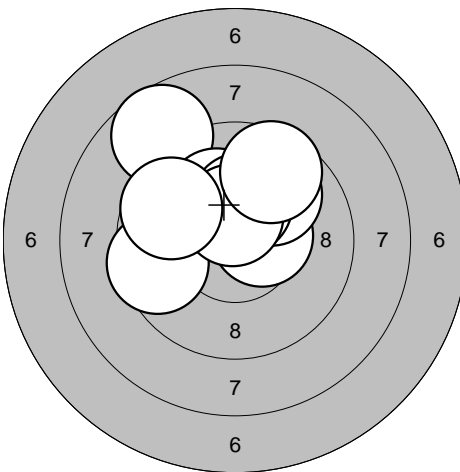
<p>Series 1</p> 	<p>1: 10,2* ↓ 2: 10,4* ↑ 3: 10,4* ← 4: 8,9 → 5: 9,1 ← 6: 10,8* ↓ 7: 10,2* ↗ 8: 10,7* ↗ 9: 10,1 → 10: 10,8* ↗</p> <table border="1" style="width:100%; border-collapse: collapse;"> <tr><td>Serie</td><td style="text-align: right;">97,0</td></tr> <tr><td>Sum</td><td style="text-align: right;">97,0</td></tr> </table>	Serie	97,0	Sum	97,0	<p>Series 2</p> 	<p>1: 10,6* ↘ 2: 10,5* ↗ 3: 9,6 ← 4: 10,4* ↓ 5: 10,3* ↑ 6: 10,6* ↓ 7: 10,4* → 8: 9,9 ← 9: 9,3 ↓ 10: 10,5* ↗</p> <table border="1" style="width:100%; border-collapse: collapse;"> <tr><td>Serie</td><td style="text-align: right;">97,0</td></tr> <tr><td>Sum</td><td style="text-align: right;">194,0</td></tr> </table>	Serie	97,0	Sum	194,0
Serie	97,0										
Sum	97,0										
Serie	97,0										
Sum	194,0										

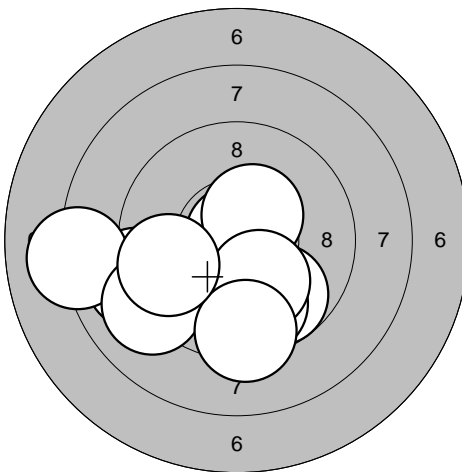
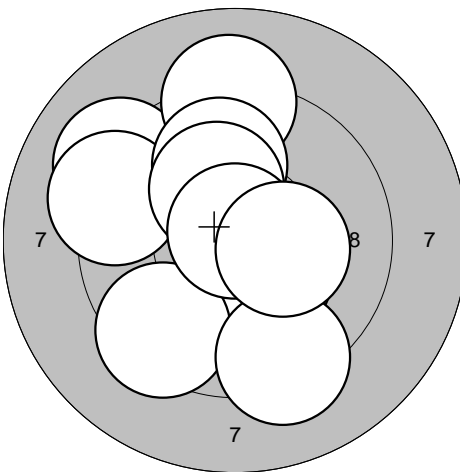
<p>Series 3</p> 	<p>1: 10,3* ↗ 2: 10,0 → 3: 10,4* → 4: 10,4* ← 5: 9,9 ← 6: 10,7* ↓ 7: 10,4* ↗ 8: 9,0 ← 9: 9,7 ← 10: 9,9 ↖</p> <table border="1" style="width:100%; border-collapse: collapse;"> <tr><td>Serie</td><td style="text-align: right;">96,0</td></tr> <tr><td>Sum</td><td style="text-align: right;">290,0</td></tr> </table>	Serie	96,0	Sum	290,0	<p>Series 4</p> 	<p>1: 10,7* ↘ 2: 10,0 ← 3: 10,9* ← 4: 10,4* ↘ 5: 9,9 ↘ 6: 10,5* → 7: 9,9 → 8: 9,2 ↘ 9: 10,7* ↗ 10: 10,6* ↗</p> <table border="1" style="width:100%; border-collapse: collapse;"> <tr><td>Serie</td><td style="text-align: right;">97,0</td></tr> <tr><td>Sum</td><td style="text-align: right;">387,0</td></tr> </table>	Serie	97,0	Sum	387,0
Serie	96,0										
Sum	290,0										
Serie	97,0										
Sum	387,0										

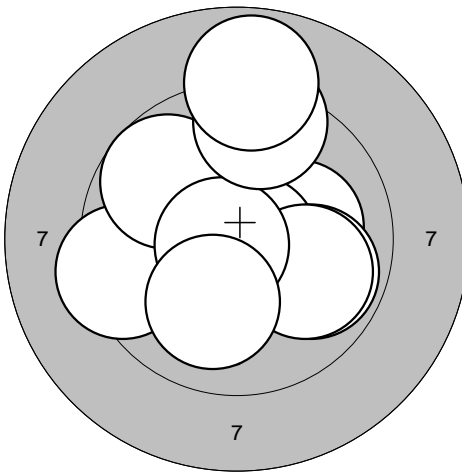
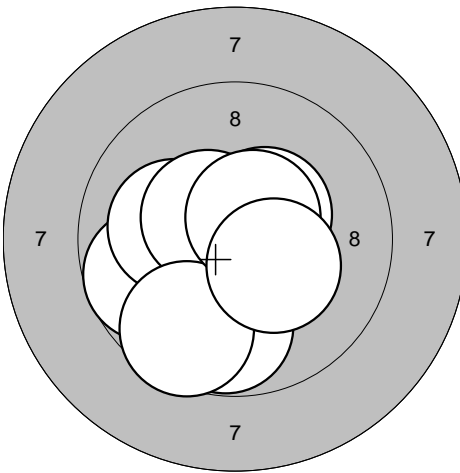
<p>Series 5</p> 	<p>1: 10,0 → 2: 9,3 ↑ 3: 9,7 ↑ 4: 10,2* ↓ 5: 9,9 ← 6: 10,3* ↗ 7: 10,3* ↘ 8: 9,3 ← 9: 10,3* ↑ 10: 10,5* ↑</p> <table border="1" style="width:100%; border-collapse: collapse;"> <tr><td>Serie</td><td style="text-align: right;">96,0</td></tr> <tr><td>Sum</td><td style="text-align: right;">483,0</td></tr> </table>	Serie	96,0	Sum	483,0	<p>Series 6</p> 	<p>1: 9,8 ↖ 2: 9,4 ↖ 3: 10,2* ↑ 4: 10,6* ↓ 5: 10,3* ← 6: 10,2* ↘ 7: 10,2* ↘ 8: 10,5* ↓ 9: 10,7* ↘ 10: 9,9 ↖</p> <table border="1" style="width:100%; border-collapse: collapse;"> <tr><td>Serie</td><td style="text-align: right;">97,0</td></tr> <tr><td>Sum</td><td style="text-align: right;">580,0</td></tr> </table>	Serie	97,0	Sum	580,0
Serie	96,0										
Sum	483,0										
Serie	97,0										
Sum	580,0										

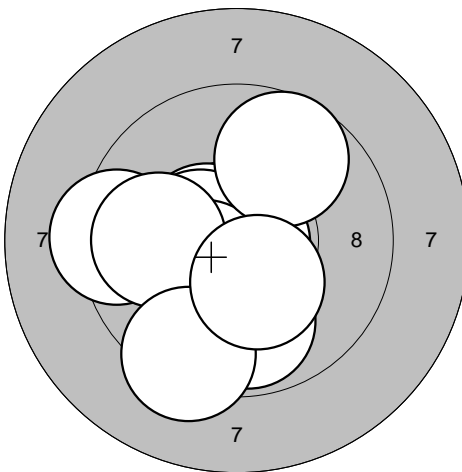
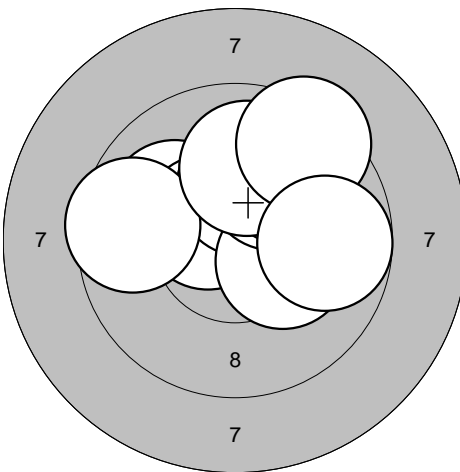
<p>Series 1</p> 	<table style="width:100%; border-collapse: collapse;"> <tr><td>1: 9,7</td><td>↖</td></tr> <tr><td>2: 10,0</td><td>↓</td></tr> <tr><td>3: 9,8</td><td>↓</td></tr> <tr><td>4: 9,9</td><td>↘</td></tr> <tr><td>5: 8,5</td><td>↗</td></tr> <tr><td>6: 10,2*</td><td>→</td></tr> <tr><td>7: 9,9</td><td>↖</td></tr> <tr><td>8: 9,1</td><td>→</td></tr> <tr><td>9: 9,9</td><td>↑</td></tr> <tr><td>10: 9,6</td><td>↗</td></tr> <tr style="border-top: 1px solid black;"><td style="text-align: right;">Serie</td><td style="text-align: right;">91,0</td></tr> <tr><td style="text-align: right;">Sum</td><td style="text-align: right;">91,0</td></tr> </table>	1: 9,7	↖	2: 10,0	↓	3: 9,8	↓	4: 9,9	↘	5: 8,5	↗	6: 10,2*	→	7: 9,9	↖	8: 9,1	→	9: 9,9	↑	10: 9,6	↗	Serie	91,0	Sum	91,0	<p>Series 2</p> 	<table style="width:100%; border-collapse: collapse;"> <tr><td>1: 9,8</td><td>↗</td></tr> <tr><td>2: 8,9</td><td>↑</td></tr> <tr><td>3: 10,7*</td><td>↖</td></tr> <tr><td>4: 10,7*</td><td>↖</td></tr> <tr><td>5: 10,1</td><td>↓</td></tr> <tr><td>6: 9,9</td><td>↓</td></tr> <tr><td>7: 9,8</td><td>↖</td></tr> <tr><td>8: 9,8</td><td>↑</td></tr> <tr><td>9: 9,9</td><td>↓</td></tr> <tr><td>10: 10,1</td><td>↘</td></tr> <tr style="border-top: 1px solid black;"><td style="text-align: right;">Serie</td><td style="text-align: right;">93,0</td></tr> <tr><td style="text-align: right;">Sum</td><td style="text-align: right;">184,0</td></tr> </table>	1: 9,8	↗	2: 8,9	↑	3: 10,7*	↖	4: 10,7*	↖	5: 10,1	↓	6: 9,9	↓	7: 9,8	↖	8: 9,8	↑	9: 9,9	↓	10: 10,1	↘	Serie	93,0	Sum	184,0
1: 9,7	↖																																																		
2: 10,0	↓																																																		
3: 9,8	↓																																																		
4: 9,9	↘																																																		
5: 8,5	↗																																																		
6: 10,2*	→																																																		
7: 9,9	↖																																																		
8: 9,1	→																																																		
9: 9,9	↑																																																		
10: 9,6	↗																																																		
Serie	91,0																																																		
Sum	91,0																																																		
1: 9,8	↗																																																		
2: 8,9	↑																																																		
3: 10,7*	↖																																																		
4: 10,7*	↖																																																		
5: 10,1	↓																																																		
6: 9,9	↓																																																		
7: 9,8	↖																																																		
8: 9,8	↑																																																		
9: 9,9	↓																																																		
10: 10,1	↘																																																		
Serie	93,0																																																		
Sum	184,0																																																		

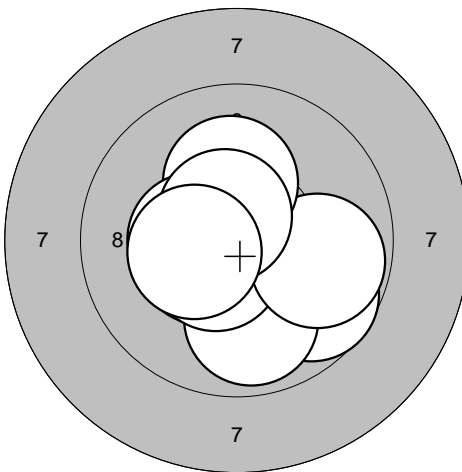
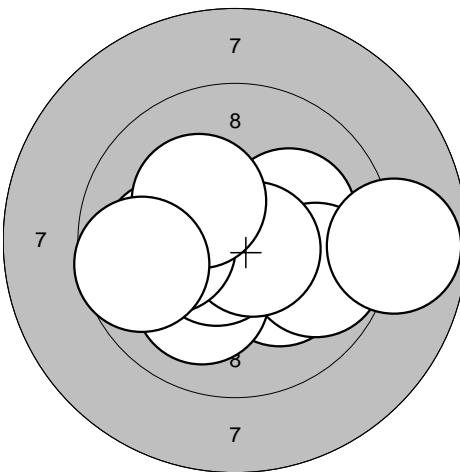
<p>Series 3</p> 	<table style="width:100%; border-collapse: collapse;"> <tr><td>1: 10,5*</td><td>↖</td></tr> <tr><td>2: 9,9</td><td>↖</td></tr> <tr><td>3: 9,9</td><td>↓</td></tr> <tr><td>4: 10,5*</td><td>↘</td></tr> <tr><td>5: 10,1</td><td>↑</td></tr> <tr><td>6: 10,2*</td><td>↘</td></tr> <tr><td>7: 10,1</td><td>↘</td></tr> <tr><td>8: 9,3</td><td>↗</td></tr> <tr><td>9: 9,9</td><td>←</td></tr> <tr><td>10: 9,1</td><td>↑</td></tr> <tr style="border-top: 1px solid black;"><td style="text-align: right;">Serie</td><td style="text-align: right;">95,0</td></tr> <tr><td style="text-align: right;">Sum</td><td style="text-align: right;">279,0</td></tr> </table>	1: 10,5*	↖	2: 9,9	↖	3: 9,9	↓	4: 10,5*	↘	5: 10,1	↑	6: 10,2*	↘	7: 10,1	↘	8: 9,3	↗	9: 9,9	←	10: 9,1	↑	Serie	95,0	Sum	279,0	<p>Series 4</p> 	<table style="width:100%; border-collapse: collapse;"> <tr><td>1: 10,9*</td><td></td></tr> <tr><td>2: 10,9*</td><td>↑</td></tr> <tr><td>3: 10,2*</td><td>↖</td></tr> <tr><td>4: 10,0</td><td>→</td></tr> <tr><td>5: 9,3</td><td>↗</td></tr> <tr><td>6: 9,6</td><td>↗</td></tr> <tr><td>7: 9,9</td><td>↑</td></tr> <tr><td>8: 10,0</td><td>↓</td></tr> <tr><td>9: 10,5*</td><td>→</td></tr> <tr><td>10: 10,0</td><td>↓</td></tr> <tr style="border-top: 1px solid black;"><td style="text-align: right;">Serie</td><td style="text-align: right;">97,0</td></tr> <tr><td style="text-align: right;">Sum</td><td style="text-align: right;">376,0</td></tr> </table>	1: 10,9*		2: 10,9*	↑	3: 10,2*	↖	4: 10,0	→	5: 9,3	↗	6: 9,6	↗	7: 9,9	↑	8: 10,0	↓	9: 10,5*	→	10: 10,0	↓	Serie	97,0	Sum	376,0
1: 10,5*	↖																																																		
2: 9,9	↖																																																		
3: 9,9	↓																																																		
4: 10,5*	↘																																																		
5: 10,1	↑																																																		
6: 10,2*	↘																																																		
7: 10,1	↘																																																		
8: 9,3	↗																																																		
9: 9,9	←																																																		
10: 9,1	↑																																																		
Serie	95,0																																																		
Sum	279,0																																																		
1: 10,9*																																																			
2: 10,9*	↑																																																		
3: 10,2*	↖																																																		
4: 10,0	→																																																		
5: 9,3	↗																																																		
6: 9,6	↗																																																		
7: 9,9	↑																																																		
8: 10,0	↓																																																		
9: 10,5*	→																																																		
10: 10,0	↓																																																		
Serie	97,0																																																		
Sum	376,0																																																		

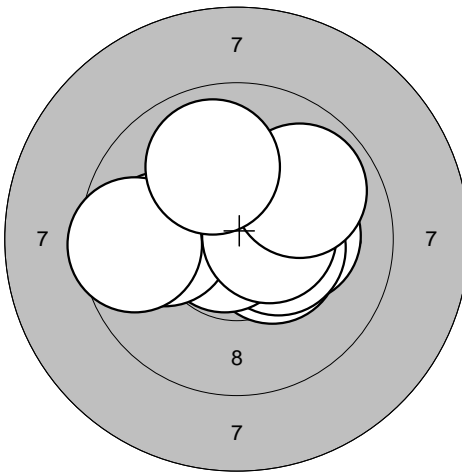
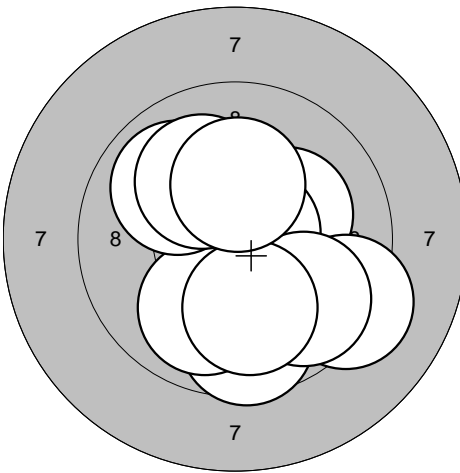
<p>Series 5</p> 	<table style="width:100%; border-collapse: collapse;"> <tr><td>1: 10,8*</td><td>↖</td></tr> <tr><td>2: 10,1</td><td>↑</td></tr> <tr><td>3: 9,4</td><td>←</td></tr> <tr><td>4: 10,4*</td><td>↗</td></tr> <tr><td>5: 8,3</td><td>↘</td></tr> <tr><td>6: 9,8</td><td>↓</td></tr> <tr><td>7: 9,2</td><td>→</td></tr> <tr><td>8: 8,4</td><td>→</td></tr> <tr><td>9: 9,9</td><td>↖</td></tr> <tr><td>10: 10,3*</td><td>→</td></tr> <tr style="border-top: 1px solid black;"><td style="text-align: right;">Serie</td><td style="text-align: right;">92,0</td></tr> <tr><td style="text-align: right;">Sum</td><td style="text-align: right;">468,0</td></tr> </table>	1: 10,8*	↖	2: 10,1	↑	3: 9,4	←	4: 10,4*	↗	5: 8,3	↘	6: 9,8	↓	7: 9,2	→	8: 8,4	→	9: 9,9	↖	10: 10,3*	→	Serie	92,0	Sum	468,0	<p>Series 6</p> 	<table style="width:100%; border-collapse: collapse;"> <tr><td>1: 9,5</td><td>↖</td></tr> <tr><td>2: 8,7</td><td>↖</td></tr> <tr><td>3: 10,5*</td><td>↗</td></tr> <tr><td>4: 10,5*</td><td>→</td></tr> <tr><td>5: 9,9</td><td>↗</td></tr> <tr><td>6: 10,2*</td><td>↖</td></tr> <tr><td>7: 10,3*</td><td>↑</td></tr> <tr><td>8: 10,5*</td><td>↑</td></tr> <tr><td>9: 9,7</td><td>↖</td></tr> <tr><td>10: 9,6</td><td>↗</td></tr> <tr style="border-top: 1px solid black;"><td style="text-align: right;">Serie</td><td style="text-align: right;">94,0</td></tr> <tr><td style="text-align: right;">Sum</td><td style="text-align: right;">562,0</td></tr> </table>	1: 9,5	↖	2: 8,7	↖	3: 10,5*	↗	4: 10,5*	→	5: 9,9	↗	6: 10,2*	↖	7: 10,3*	↑	8: 10,5*	↑	9: 9,7	↖	10: 9,6	↗	Serie	94,0	Sum	562,0
1: 10,8*	↖																																																		
2: 10,1	↑																																																		
3: 9,4	←																																																		
4: 10,4*	↗																																																		
5: 8,3	↘																																																		
6: 9,8	↓																																																		
7: 9,2	→																																																		
8: 8,4	→																																																		
9: 9,9	↖																																																		
10: 10,3*	→																																																		
Serie	92,0																																																		
Sum	468,0																																																		
1: 9,5	↖																																																		
2: 8,7	↖																																																		
3: 10,5*	↗																																																		
4: 10,5*	→																																																		
5: 9,9	↗																																																		
6: 10,2*	↖																																																		
7: 10,3*	↑																																																		
8: 10,5*	↑																																																		
9: 9,7	↖																																																		
10: 9,6	↗																																																		
Serie	94,0																																																		
Sum	562,0																																																		

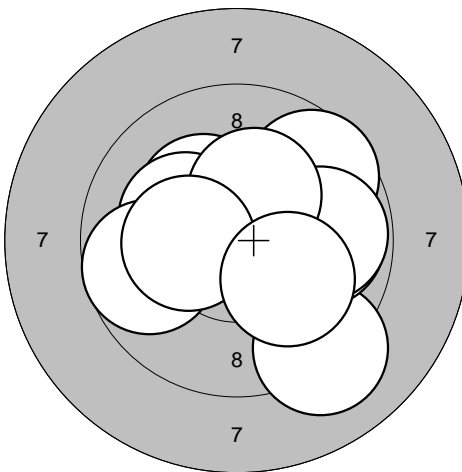
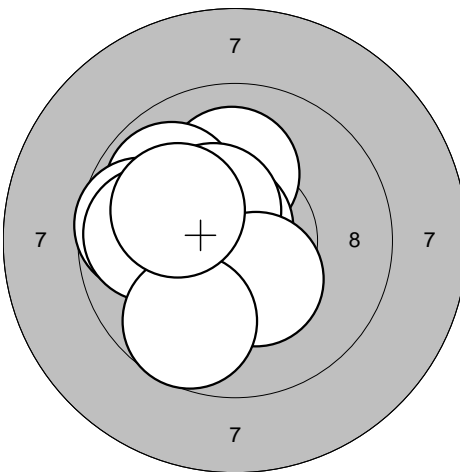
<p>Series 1</p> 	<p>1: 10,9* ↑</p> <p>2: 9,8 ↘</p> <p>3: 10,4* ↗</p> <p>4: 9,1 ←</p> <p>5: 8,1 ←</p> <p>6: 9,8 ↘</p> <p>7: 10,1 ↘</p> <p>8: 9,1 ↙</p> <p>9: 9,3 ↘</p> <p>10: 9,7 ←</p>	<p>Series 2</p> 	<p>1: 9,1 ↖</p> <p>2: 10,3* ↘</p> <p>3: 9,3 ↖</p> <p>4: 9,1 ↑</p> <p>5: 9,9 ↑</p> <p>6: 9,4 ↘</p> <p>7: 10,2* ↗</p> <p>8: 9,3 ↘</p> <p>9: 10,8* ↑</p> <p>10: 10,3* →</p>
Serie 92,0	Serie 94,0	Serie 94,0	Serie 94,0
Sum 92,0	Sum 186,0	Sum 186,0	Sum 186,0

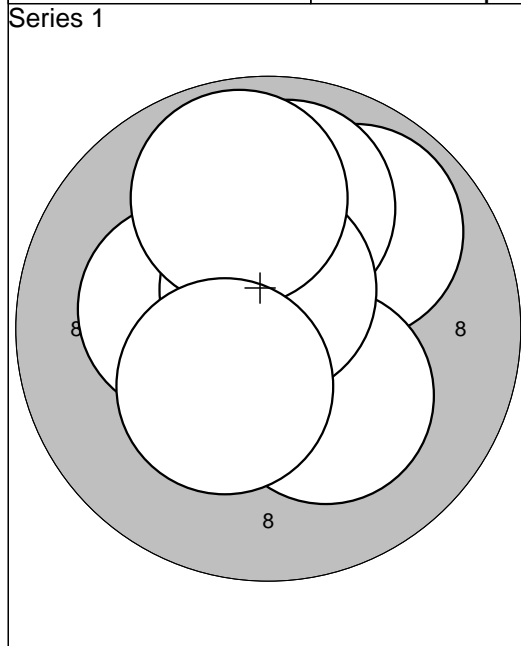
<p>Series 3</p> 	<p>1: 10,1 →</p> <p>2: 9,3 ←</p> <p>3: 10,7* →</p> <p>4: 9,8 ↗</p> <p>5: 9,9 →</p> <p>6: 9,9 →</p> <p>7: 10,7* ←</p> <p>8: 9,4 ↑</p> <p>9: 8,9 ↑</p> <p>10: 10,0 ↘</p>	<p>Series 4</p> 	<p>1: 9,8 ↓</p> <p>2: 10,1 ↖</p> <p>3: 9,7 ←</p> <p>4: 10,1 ←</p> <p>5: 10,4* ↗</p> <p>6: 10,8* ↘</p> <p>7: 10,5* ↖</p> <p>8: 9,6 ↘</p> <p>9: 10,6* ↗</p> <p>10: 10,3* ↘</p>
Serie 93,0	Serie 97,0	Serie 97,0	Serie 97,0
Sum 279,0	Sum 376,0	Sum 376,0	Sum 376,0

<p>Series 5</p> 	<p>1: 10,9* ↘</p> <p>2: 10,5* ←</p> <p>3: 10,5* ←</p> <p>4: 10,4* ↖</p> <p>5: 9,7 ↗</p> <p>6: 9,4 ←</p> <p>7: 9,9 ←</p> <p>8: 9,9 ↘</p> <p>9: 9,3 ↘</p> <p>10: 10,3* ↘</p>	<p>Series 6</p> 	<p>1: 10,1 ↖</p> <p>2: 10,5* ↖</p> <p>3: 10,2* ↑</p> <p>4: 9,6 ←</p> <p>5: 10,3* →</p> <p>6: 10,0 ↗</p> <p>7: 9,9 ↗</p> <p>8: 10,0 ↑</p> <p>9: 9,4 ↗</p> <p>10: 9,7 →</p>
Serie 95,0	Serie 96,0	Serie 96,0	Serie 96,0
Sum 471,0	Sum 567,0	Sum 567,0	Sum 567,0

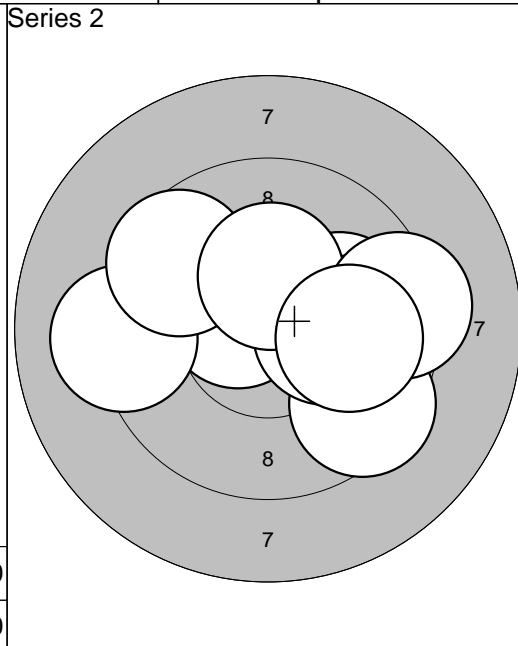
<p>Series 1</p> 	<p>1: 9,7 ↘ 2: 10,4* ← 3: 10,4* ↓ 4: 9,9 ↓ 5: 10,5* ↙ 6: 9,8 → 7: 10,2* ↑ 8: 10,4* ← 9: 10,6* ↗ 10: 10,4* ←</p>	<p>Series 2</p> 	<p>1: 10,2* ↘ 2: 10,1 ↓ 3: 10,2* → 4: 9,8 → 5: 8,8 → 6: 10,6* ↙ 7: 10,7* ↘ 8: 10,1 ← 9: 10,3* ↗ 10: 9,7 ←</p>
Serie 97,0	Serie 96,0	Serie 96,0	Serie 96,0
Sum 97,0	Sum 193,0	Sum 193,0	Sum 193,0

<p>Series 3</p> 	<p>1: 10,9* → 2: 10,2* → 3: 10,4* ↘ 4: 10,4* → 5: 10,8* ← 6: 10,0 ← 7: 10,5* → 8: 9,9 ↗ 9: 9,6 ← 10: 9,9 ↗</p>	<p>Series 4</p> 	<p>1: 10,2* ↗ 2: 10,7* → 3: 9,6 ↓ 4: 9,2 ↘ 5: 9,9 ↓ 6: 9,7 ↘ 7: 9,9 ↗ 8: 10,0 ↓ 9: 10,1 ↗ 10: 10,2* ↑</p>
Serie 97,0	Serie 95,0	Serie 95,0	Serie 95,0
Sum 290,0	Sum 385,0	Sum 385,0	Sum 385,0

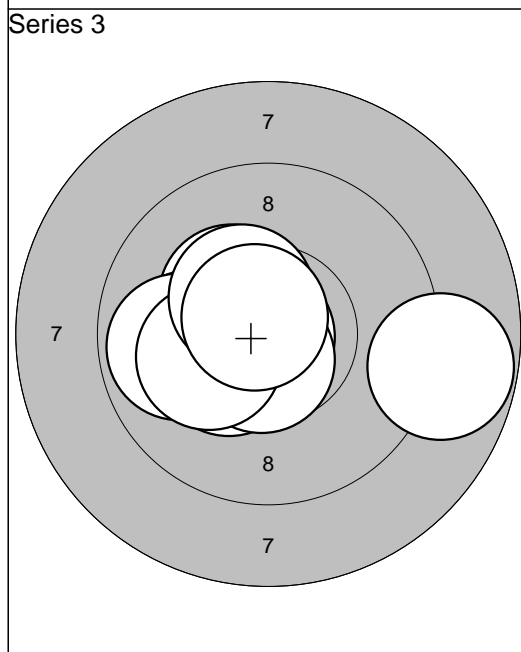
<p>Series 5</p> 	<p>1: 9,6 ↗ 2: 10,3* ↗ 3: 9,1 ↓ 4: 9,9 → 5: 9,8 → 6: 10,2* ← 7: 9,7 ← 8: 10,3* ↗ 9: 10,3* ← 10: 10,1 ↘</p>	<p>Series 6</p> 	<p>1: 10,1 ↑ 2: 10,7* ↗ 3: 9,8 ↗ 4: 10,5* ↓ 5: 10,5* ↗ 6: 10,4* ↓ 7: 9,7 ← 8: 9,8 ← 9: 9,7 ↓ 10: 10,1 ↗</p>
Serie 95,0	Serie 96,0	Serie 96,0	Serie 96,0
Sum 480,0	Sum 576,0	Sum 576,0	Sum 576,0



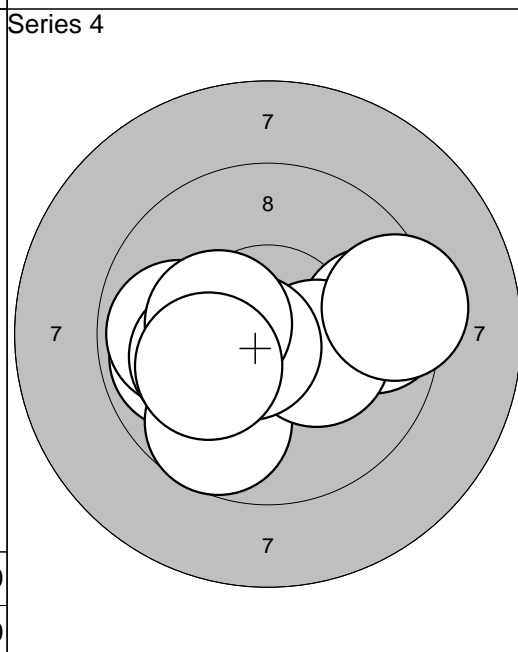
1: 9,9 ↗
2: 10,4* ↑
3: 10,4* ↖
4: 10,6* ↗
5: 10,2* ↖
6: 10,2* ↘
7: 9,9 ↑
8: 10,6* ↑
9: 9,8 ↑
10: 10,4* ↘
<b>Serie</b> 97,0
<b>Sum</b> 97,0



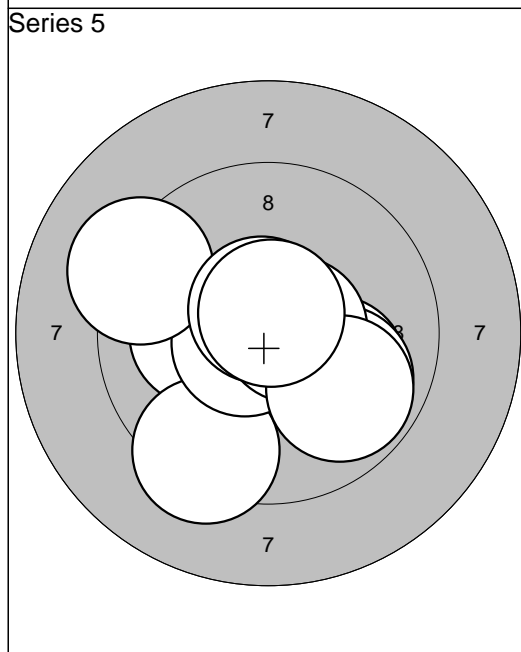
1: 9,5 ↘
2: 10,5* ↖
3: 9,2 ↖
4: 10,0 →
5: 9,6 ↗
6: 10,2* →
7: 9,9 →
8: 10,3* ↑
9: 9,3 →
10: 9,9 →
<b>Serie</b> 94,0
<b>Sum</b> 191,0



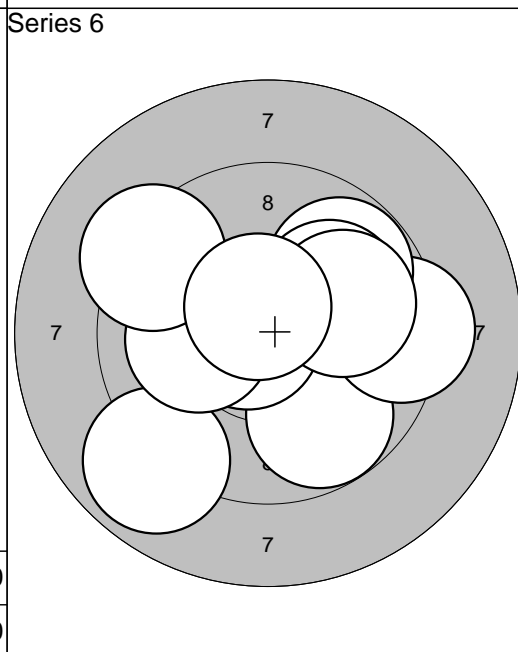
1: 8,8 →
2: 10,4* ↘
3: 10,9* ↖
4: 10,3* ↗
5: 10,6* ↘
6: 10,0 ↖
7: 9,8 ↖
8: 10,2* ↖
9: 10,4* ↗
10: 10,7* ↗
<b>Serie</b> 97,0
<b>Sum</b> 288,0



1: 9,7 →
2: 9,9 ↖
3: 9,7 ↘
4: 9,9 ↖
5: 10,3* →
6: 10,7* ↖
7: 10,1 ↖
8: 10,3* ↖
9: 9,4 →
10: 10,1 ↖
<b>Serie</b> 95,0
<b>Sum</b> 383,0

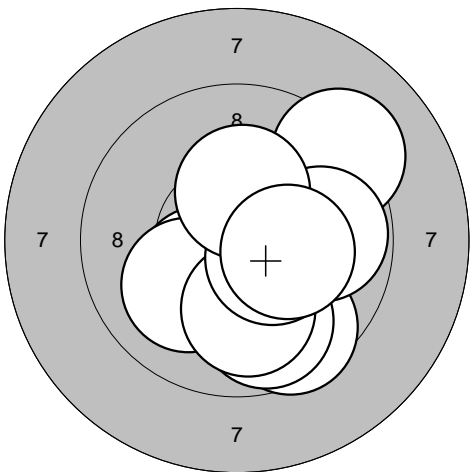
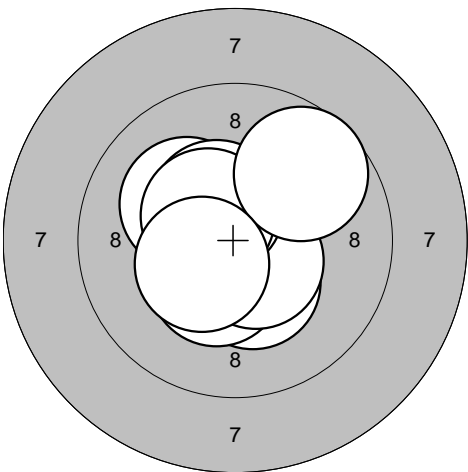


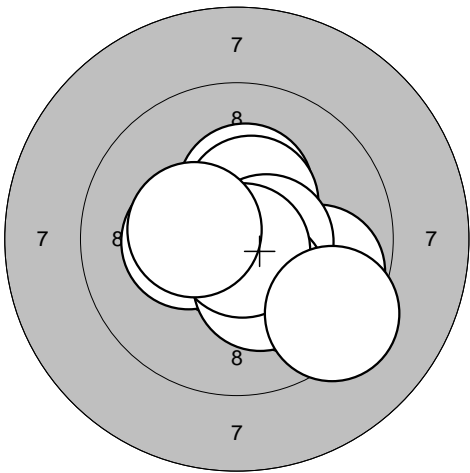
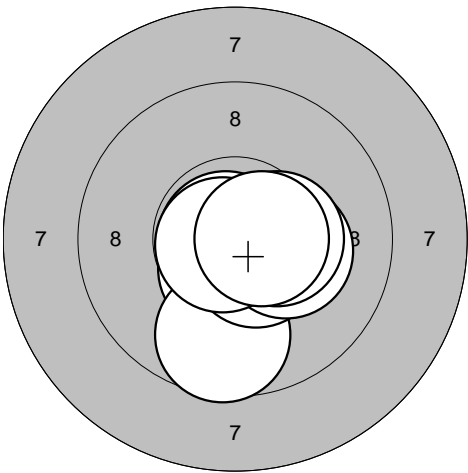
1: 10,1 ↖
2: 9,3 ↘
3: 10,0 ↘
4: 9,9 ↘
5: 10,6* ↖
6: 10,6* →
7: 9,2 ↖
8: 10,6* ↑
9: 9,8 ↘
10: 10,7* ↑
<b>Serie</b> 96,0
<b>Sum</b> 479,0

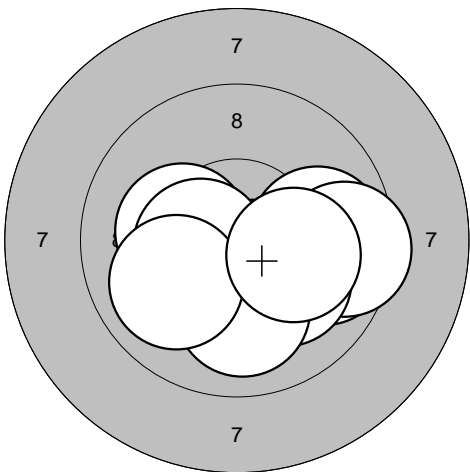
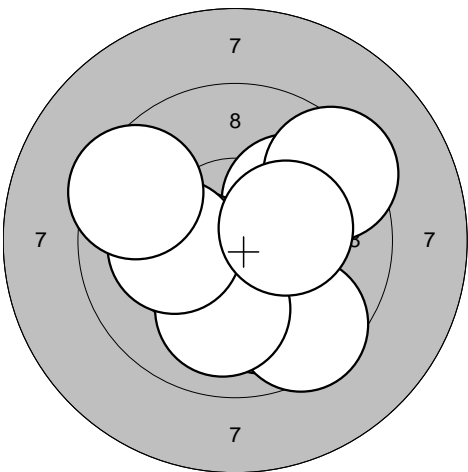


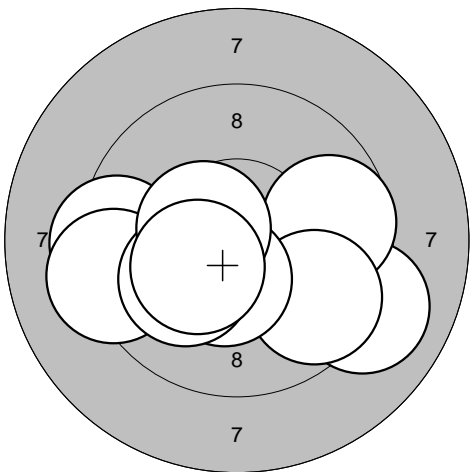
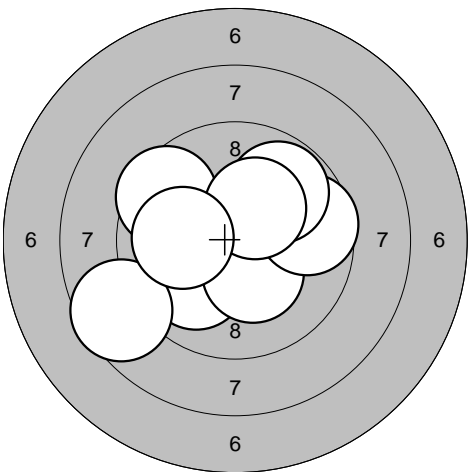
1: 9,7 ↘
2: 10,7* ↖
3: 8,9 ↘
4: 9,3 →
5: 9,8 ↗
6: 10,0 ↗
7: 10,0 →
8: 10,1 ↖
9: 9,3 ↖
10: 10,6* ↑
<b>Serie</b> 94,0
<b>Sum</b> 573,0

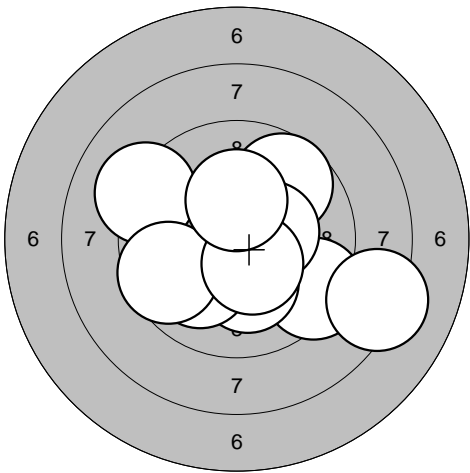
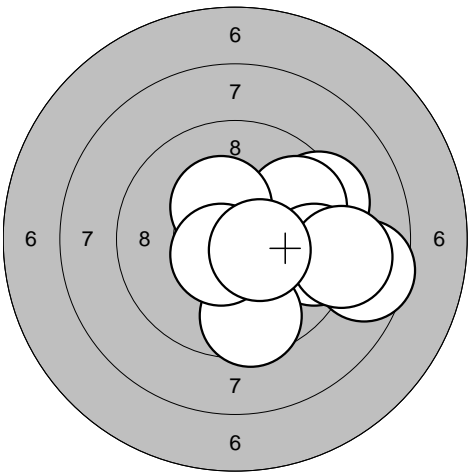


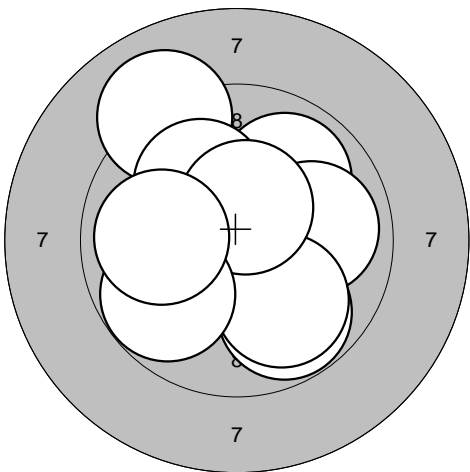
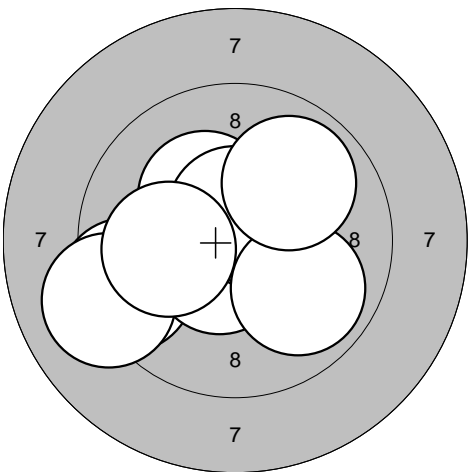
<p>Series 1</p> 	<p>1: 9,6 ↘                  2: 9,2 ↗                  3: 9,8 →                  4: 10,3* ↙                  5: 9,8 ↓                  6: 10,1 ↙                  7: 10,0 ↓                  8: 10,4* →                  9: 10,3* ↑                  10: 10,2* →</p> <table border="1" style="width:100%; border-collapse: collapse;"> <tr><td>Serie</td><td style="text-align: right;">96,0</td></tr> <tr><td>Sum</td><td style="text-align: right;">96,0</td></tr> </table>	Serie	96,0	Sum	96,0	<p>Series 2</p> 	<p>1: 10,3* ↘                  2: 10,8* ↓                  3: 10,2* ↗                  4: 10,6* ↓                  5: 10,4* ↓                  6: 10,5* ↓                  7: 10,5* ↗                  8: 10,5* ↗                  9: 9,7 ↗                  10: 10,4* ↙</p> <table border="1" style="width:100%; border-collapse: collapse;"> <tr><td>Serie</td><td style="text-align: right;">99,0</td></tr> <tr><td>Sum</td><td style="text-align: right;">195,0</td></tr> </table>	Serie	99,0	Sum	195,0
Serie	96,0										
Sum	96,0										
Serie	99,0										
Sum	195,0										

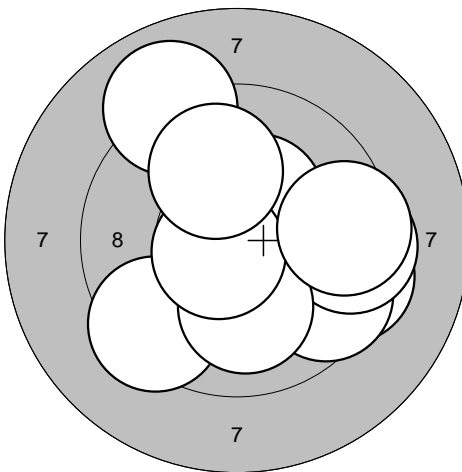
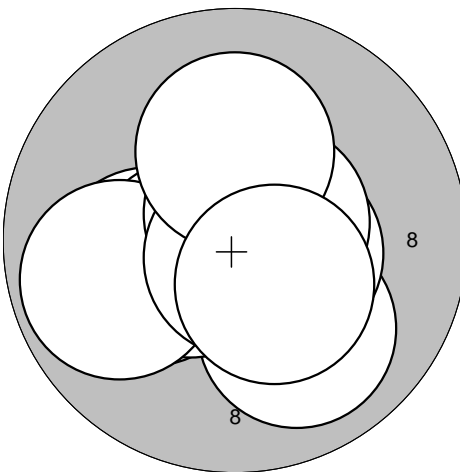
<p>Series 3</p> 	<p>1: 10,3* ↑                  2: 10,4* ↑                  3: 9,9 ↓                  4: 10,3* ←                  5: 9,8 →                  6: 10,5* →                  7: 10,3* ↓                  8: 10,8* ↓                  9: 10,4* ←                  10: 9,3 ↓</p> <table border="1" style="width:100%; border-collapse: collapse;"> <tr><td>Serie</td><td style="text-align: right;">97,0</td></tr> <tr><td>Sum</td><td style="text-align: right;">292,0</td></tr> </table>	Serie	97,0	Sum	292,0	<p>Series 4</p> 	<p>1: 10,7* →                  2: 10,5* ↓                  3: 9,7 ↓                  4: 10,8* ←                  5: 10,8* ↓                  6: 10,6* ↓                  7: 10,2* →                  8: 10,4* →                  9: 10,8* ←                  10: 10,6* →</p> <table border="1" style="width:100%; border-collapse: collapse;"> <tr><td>Serie</td><td style="text-align: right;">99,0</td></tr> <tr><td>Sum</td><td style="text-align: right;">391,0</td></tr> </table>	Serie	99,0	Sum	391,0
Serie	97,0										
Sum	292,0										
Serie	99,0										
Sum	391,0										

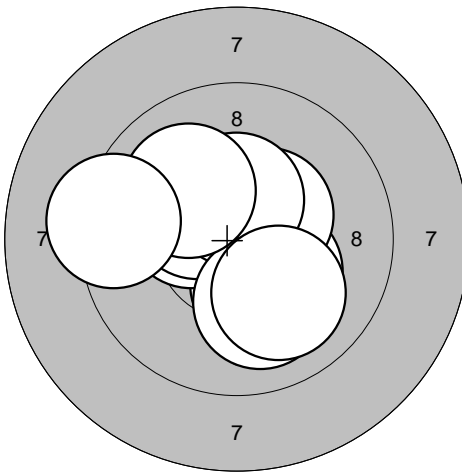
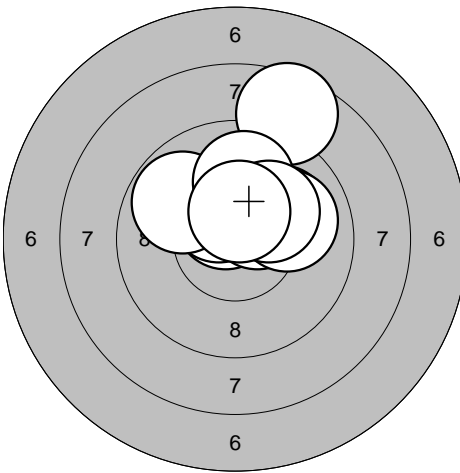
<p>Series 5</p> 	<p>1: 9,8 →                  2: 10,2* ←                  3: 10,5* ↓                  4: 9,9 →                  5: 9,5 →                  6: 10,1 ↓                  7: 10,0 ↓                  8: 10,5* ←                  9: 10,0 ↙                  10: 10,2* →</p> <table border="1" style="width:100%; border-collapse: collapse;"> <tr><td>Serie</td><td style="text-align: right;">97,0</td></tr> <tr><td>Sum</td><td style="text-align: right;">488,0</td></tr> </table>	Serie	97,0	Sum	488,0	<p>Series 6</p> 	<p>1: 10,0 ↓                  2: 10,0 ↗                  3: 10,4* ←                  4: 10,5* ↓                  5: 9,5 ↓                  6: 10,0 ↓                  7: 9,4 ↗                  8: 10,1 ←                  9: 9,5 ↙                  10: 10,2* →</p> <table border="1" style="width:100%; border-collapse: collapse;"> <tr><td>Serie</td><td style="text-align: right;">97,0</td></tr> <tr><td>Sum</td><td style="text-align: right;">585,0</td></tr> </table>	Serie	97,0	Sum	585,0
Serie	97,0										
Sum	488,0										
Serie	97,0										
Sum	585,0										

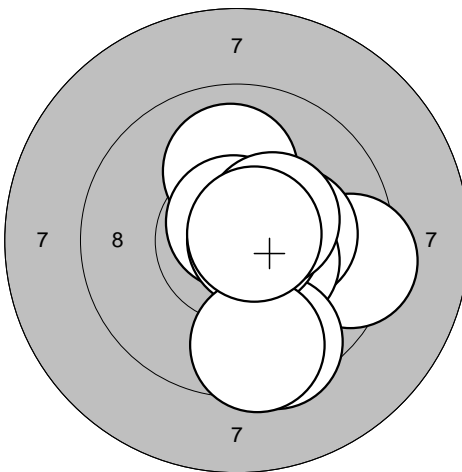
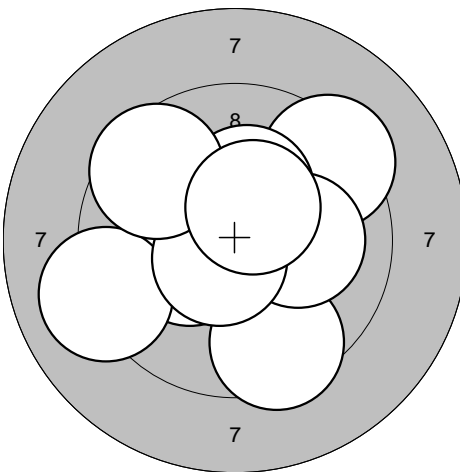
<p>Series 1</p> 	<p>1: 9,1 →</p> <p>2: 10,0 ←</p> <p>3: 9,7 →</p> <p>4: 9,3 ←</p> <p>5: 9,2 ←</p> <p>6: 9,7 ↘</p> <p>7: 10,4* ↓</p> <p>8: 10,1 ↙</p> <p>9: 10,5* ←</p> <p>10: 10,3* ↙</p>	<p>Series 2</p> 	<p>1: 10,5* ←</p> <p>2: 10,4* →</p> <p>3: 10,0 ↙</p> <p>4: 9,5 ↖</p> <p>5: 8,6 ↙</p> <p>6: 10,3* ↘</p> <p>7: 9,6 →</p> <p>8: 9,8 ↗</p> <p>9: 10,3* ↗</p> <p>10: 10,0 ←</p>
Serie 95,0	Serie 95,0	Serie 95,0	Serie 95,0
Sum 95,0	Sum 95,0	Sum 190,0	Sum 190,0

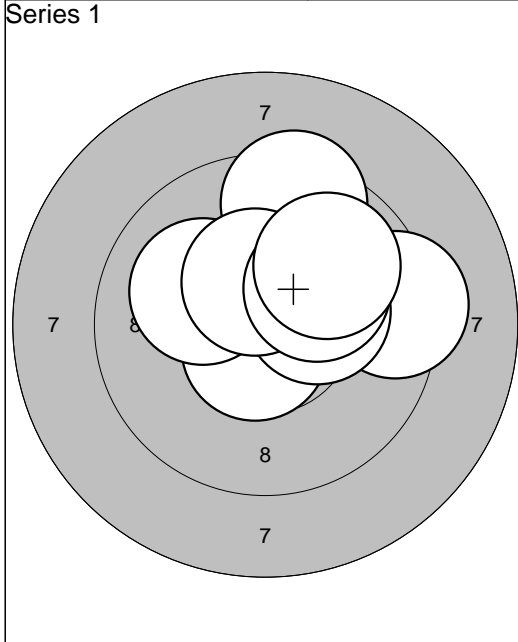
<p>Series 3</p> 	<p>1: 9,2 ↖</p> <p>2: 9,3 ↘</p> <p>3: 9,7 ↗</p> <p>4: 10,1 ↓</p> <p>5: 10,0 ↙</p> <p>6: 10,4* →</p> <p>7: 8,2 →</p> <p>8: 9,6 ←</p> <p>9: 10,4* ↘</p> <p>10: 10,3* ↑</p>	<p>Series 4</p> 	<p>1: 9,3 →</p> <p>2: 10,4* ↘</p> <p>3: 9,8 →</p> <p>4: 9,5 →</p> <p>5: 9,6 ↓</p> <p>6: 8,6 →</p> <p>7: 10,4* ↗</p> <p>8: 9,0 →</p> <p>9: 10,6* ↙</p> <p>10: 10,5* ↘</p>
Serie 94,0	Serie 94,0	Serie 93,0	Serie 93,0
Sum 284,0	Sum 284,0	Sum 377,0	Sum 377,0

<p>Series 5</p> 	<p>1: 9,8 ↘</p> <p>2: 10,6* ↗</p> <p>3: 9,9 ↗</p> <p>4: 9,9 →</p> <p>5: 9,9 ↘</p> <p>6: 9,1 ↗</p> <p>7: 10,1 ↗</p> <p>8: 10,5* ↗</p> <p>9: 9,8 ↙</p> <p>10: 9,9 ←</p>	<p>Series 6</p> 	<p>1: 10,7* ↑</p> <p>2: 10,3* ↖</p> <p>3: 9,4 ←</p> <p>4: 10,5* ↘</p> <p>5: 10,5* ↗</p> <p>6: 10,6* ↑</p> <p>7: 9,1 ←</p> <p>8: 9,9 ↘</p> <p>9: 9,9 ↗</p> <p>10: 10,1 ←</p>
Serie 93,0	Serie 93,0	Serie 96,0	Serie 96,0
Sum 470,0	Sum 470,0	Sum 566,0	Sum 566,0

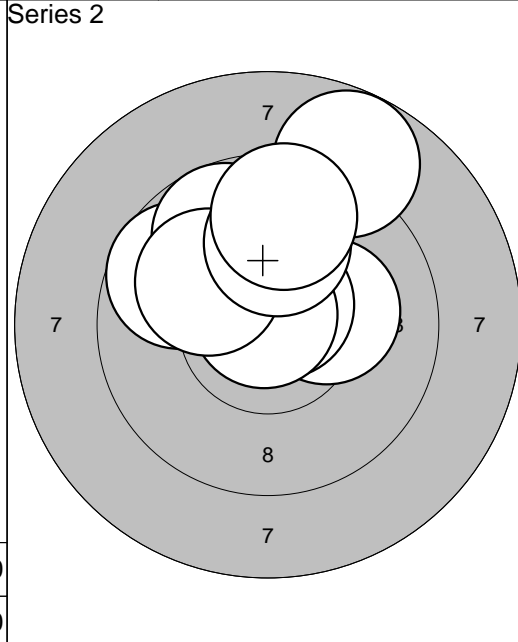
<p>Series 1</p> 	<p>1: 9,4 ↙                  2: 10,4* ↗                  3: 9,4 →                  4: 9,0 ↗                  5: 9,6 ↘                  6: 9,4 →                  7: 10,1 ↓                  8: 10,6* ↙                  9: 9,5 →                  10: 10,0 ↗</p> <table border="1" style="width:100%; border-collapse: collapse;"> <tr><td>Serie</td><td style="text-align: right;">94,0</td></tr> <tr><td>Sum</td><td style="text-align: right;">94,0</td></tr> </table>	Serie	94,0	Sum	94,0	<p>Series 2</p> 	<p>1: 10,0 ↓                  2: 10,1 ←                  3: 10,5* ←                  4: 10,5* →                  5: 9,8 ←                  6: 10,7* ↗                  7: 10,6* ↗                  8: 10,8* ↓                  9: 10,2* ↗                  10: 10,4* ↓</p> <table border="1" style="width:100%; border-collapse: collapse;"> <tr><td>Serie</td><td style="text-align: right;">99,0</td></tr> <tr><td>Sum</td><td style="text-align: right;">193,0</td></tr> </table>	Serie	99,0	Sum	193,0
Serie	94,0										
Sum	94,0										
Serie	99,0										
Sum	193,0										

<p>Series 3</p> 	<p>1: 10,3* ↓                  2: 10,3* ↓                  3: 10,3* ↗                  4: 10,4* ↗                  5: 10,3* ↗                  6: 10,4* ↗                  7: 10,1 ↓                  8: 10,0 ↓                  9: 10,0 ↗                  10: 9,3 ←</p> <table border="1" style="width:100%; border-collapse: collapse;"> <tr><td>Serie</td><td style="text-align: right;">99,0</td></tr> <tr><td>Sum</td><td style="text-align: right;">292,0</td></tr> </table>	Serie	99,0	Sum	292,0	<p>Series 4</p> 	<p>1: 10,6* ↗                  2: 10,1 ↗                  3: 10,4* ↗                  4: 10,4* ↗                  5: 8,6 ↗                  6: 10,0 →                  7: 9,8 ↙                  8: 9,9 ↗                  9: 10,2* ↗                  10: 10,4* ↗</p> <table border="1" style="width:100%; border-collapse: collapse;"> <tr><td>Serie</td><td style="text-align: right;">96,0</td></tr> <tr><td>Sum</td><td style="text-align: right;">388,0</td></tr> </table>	Serie	96,0	Sum	388,0
Serie	99,0										
Sum	292,0										
Serie	96,0										
Sum	388,0										

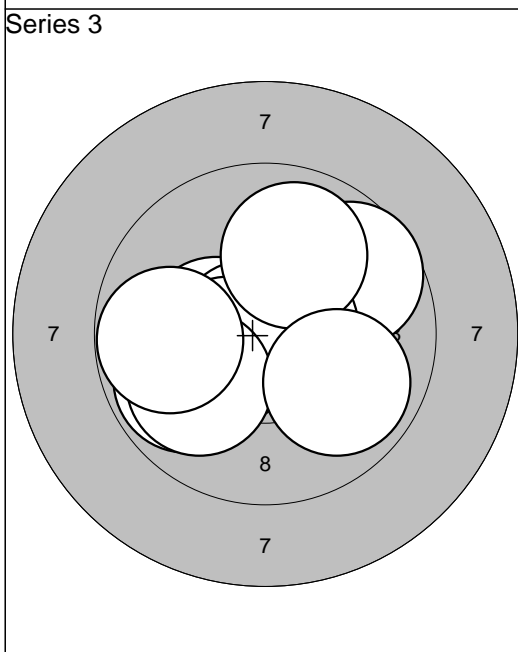
<p>Series 5</p> 	<p>1: 9,4 →                  2: 10,0 ↗                  3: 10,2* →                  4: 10,7* ↗                  5: 10,4* ↘                  6: 9,5 ↓                  7: 10,7* →                  8: 9,5 ↓                  9: 10,4* ↗                  10: 10,7* →</p> <table border="1" style="width:100%; border-collapse: collapse;"> <tr><td>Serie</td><td style="text-align: right;">97,0</td></tr> <tr><td>Sum</td><td style="text-align: right;">485,0</td></tr> </table>	Serie	97,0	Sum	485,0	<p>Series 6</p> 	<p>1: 9,3 ↗                  2: 10,6* →                  3: 10,3* ←                  4: 9,5 ↓                  5: 10,1 →                  6: 9,1 ←                  7: 10,6* ↙                  8: 10,3* ↗                  9: 9,6 ↙                  10: 10,5* ↗</p> <table border="1" style="width:100%; border-collapse: collapse;"> <tr><td>Serie</td><td style="text-align: right;">96,0</td></tr> <tr><td>Sum</td><td style="text-align: right;">581,0</td></tr> </table>	Serie	96,0	Sum	581,0
Serie	97,0										
Sum	485,0										
Serie	96,0										
Sum	581,0										



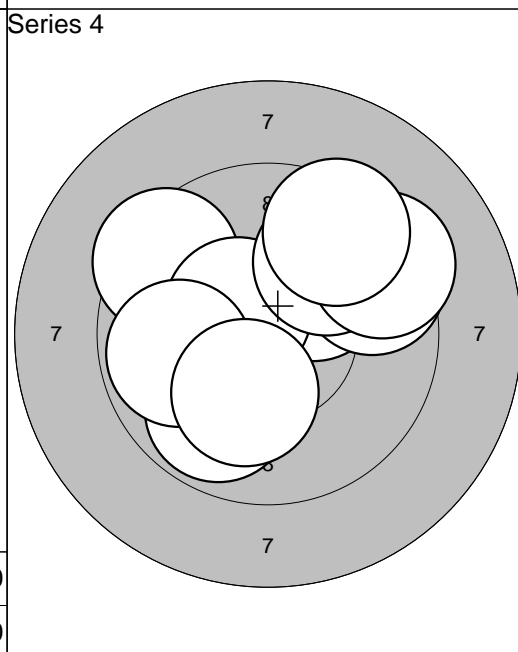
1: 9,3	→
2: 10,6*	↑
3: 10,6*	↘
4: 10,4*	↗
5: 9,4	↑
6: 10,3*	→
7: 10,1	↙
8: 10,4*	↑
9: 10,2*	↗
10: 9,9	↗
<b>Serie 97,0</b>	
<b>Sum 97,0</b>	



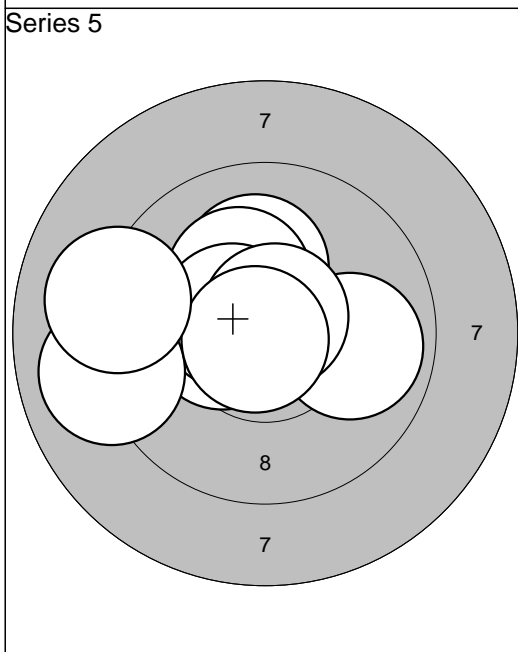
1: 10,2*	→
2: 10,6*	↗
3: 9,9	↙
4: 9,7	↖
5: 9,8	↑
6: 10,8*	↑
7: 10,1	↙
8: 8,8	↗
9: 9,9	↑
10: 9,6	↑
<b>Serie 93,0</b>	
<b>Sum 190,0</b>	



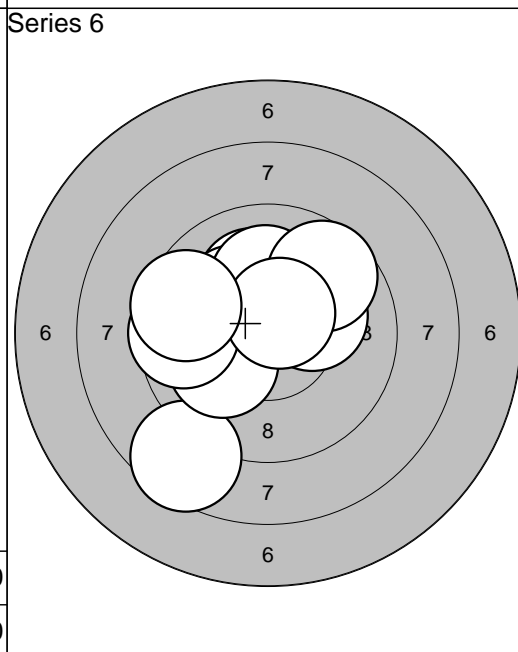
1: 9,8	↖
2: 10,3*	←
3: 10,8*	←
4: 9,7	↗
5: 10,7*	→
6: 10,5*	←
7: 10,0	↙
8: 9,9	↑
9: 9,9	↘
10: 9,8	←
<b>Serie 95,0</b>	
<b>Sum 285,0</b>	



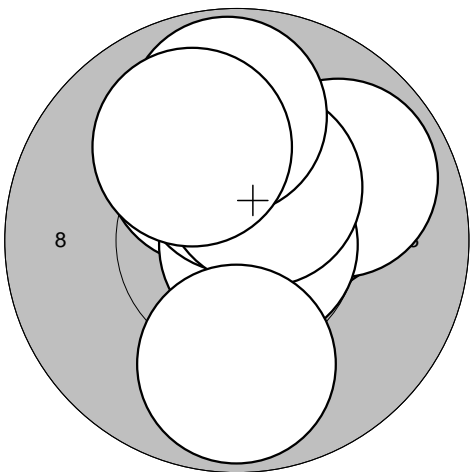
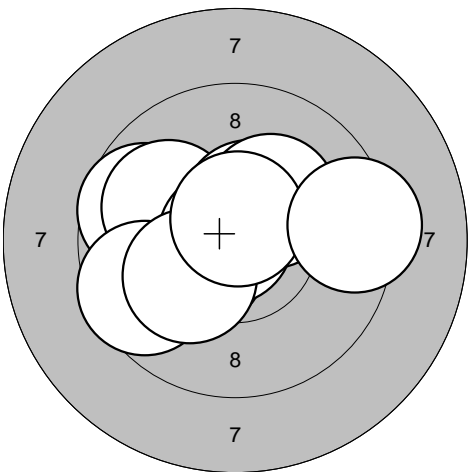
1: 9,4	↖
2: 10,1	↗
3: 9,5	↗
4: 9,8	↘
5: 10,5*	↖
6: 9,8	↗
7: 9,8	←
8: 9,3	↗
9: 9,5	↗
10: 10,2*	↘
<b>Serie 93,0</b>	
<b>Sum 378,0</b>	

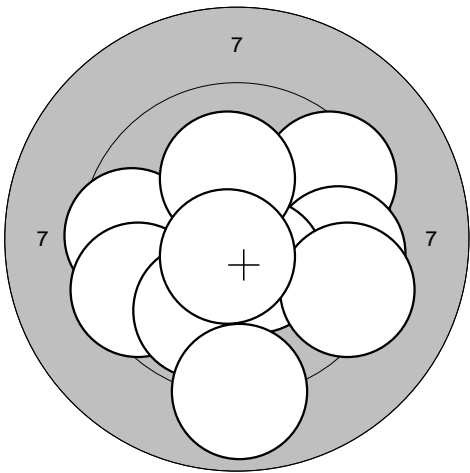
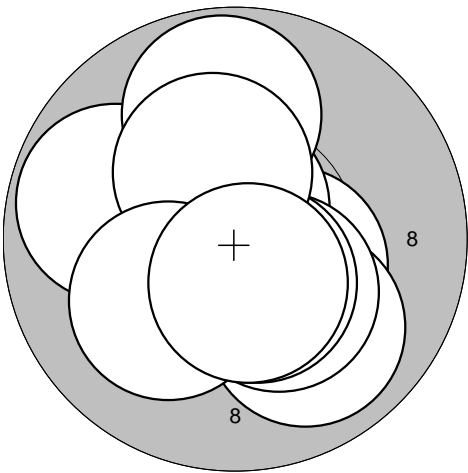


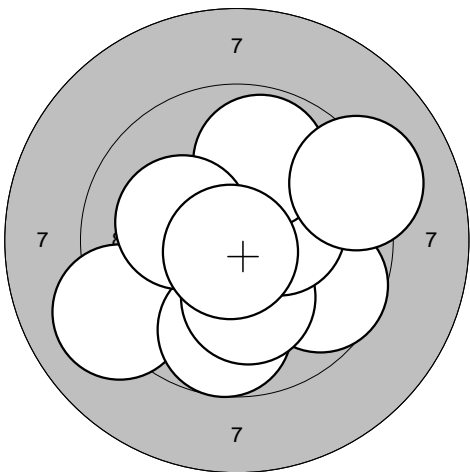
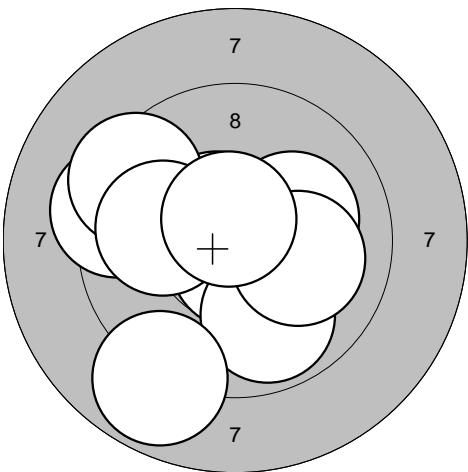
1: 10,6*	↑
2: 10,2*	↑
3: 10,4*	←
4: 10,2*	↗
5: 10,5*	↖
6: 9,9	→
7: 9,0	←
8: 10,7*	↗
9: 10,8*	↖
10: 9,1	←
<b>Serie 97,0</b>	
<b>Sum 475,0</b>	

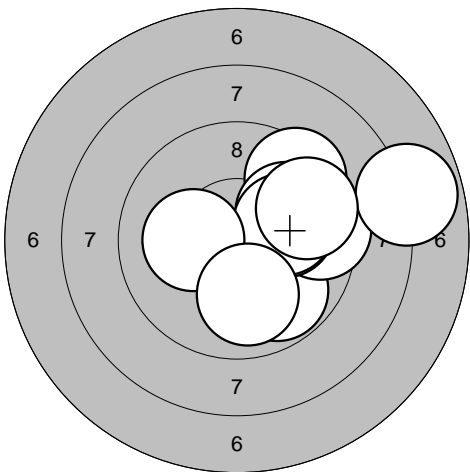
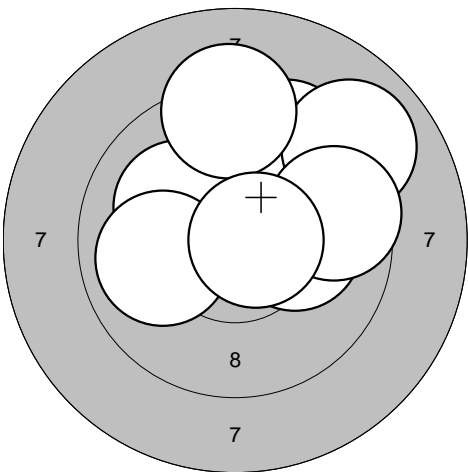


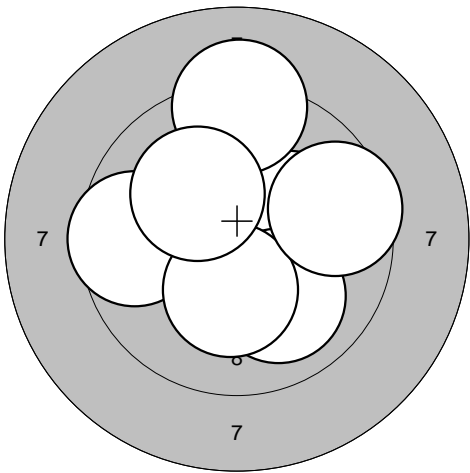
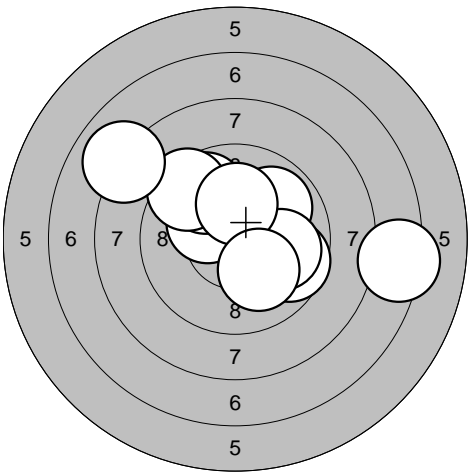
1: 8,6	↘
2: 10,1	↑
3: 10,2*	↖
4: 10,2*	↗
5: 10,1	↖
6: 10,1	↑
7: 9,7	↗
8: 9,6	←
9: 10,6*	↗
10: 9,5	←
<b>Serie 95,0</b>	
<b>Sum 570,0</b>	

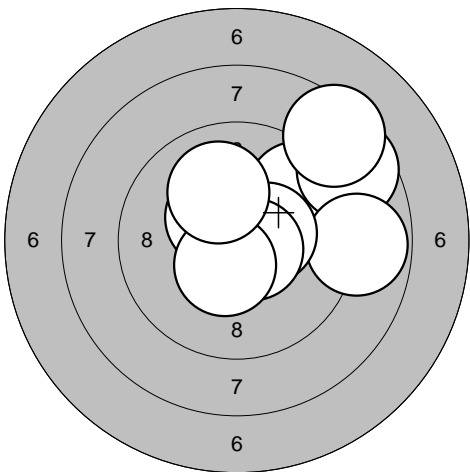
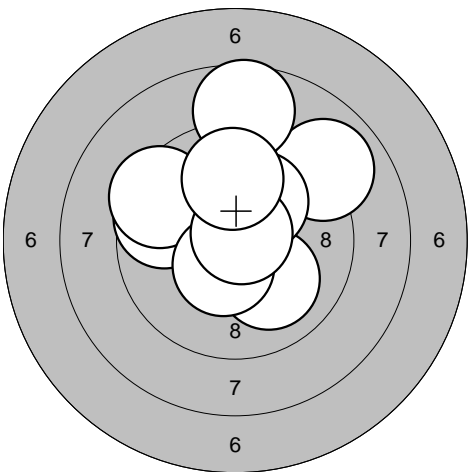
<p>Series 1</p> 	<p>1: 10,7* →</p> <p>2: 10,3* →</p> <p>3: 9,9 →</p> <p>4: 10,2* ↗</p> <p>5: 10,7* →</p> <p>6: 10,3* ↑</p> <p>7: 10,4* ↗</p> <p>8: 9,8 ↓</p> <p>9: 9,8 ↑</p> <p>10: 10,0 ↗</p>	<p>Series 2</p> 	<p>1: 9,7 ←</p> <p>2: 10,4* ←</p> <p>3: 10,0 ↖</p> <p>4: 10,8* ↖</p> <p>5: 9,6 ↖</p> <p>6: 10,5* ↗</p> <p>7: 10,2* ↖</p> <p>8: 10,2* ↗</p> <p>9: 10,7* ↑</p> <p>10: 9,3 →</p>
Serie 97,0		Serie 97,0	
Sum 97,0		Sum 194,0	

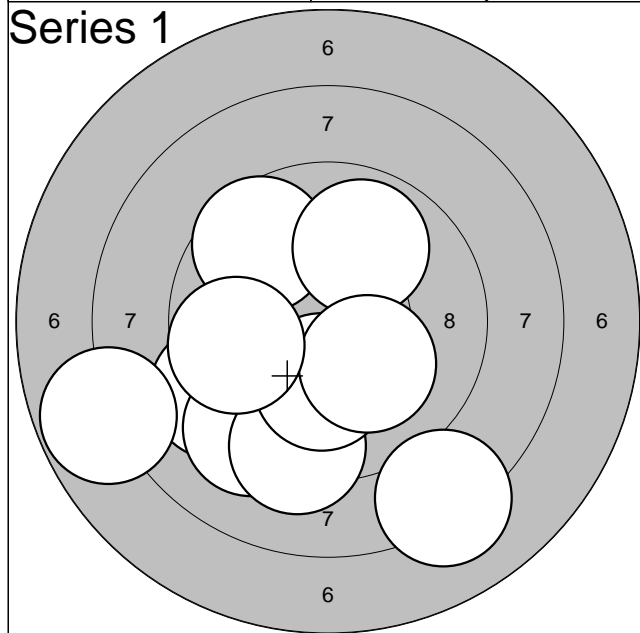
<p>Series 3</p> 	<p>1: 9,5 ↗</p> <p>2: 9,5 ←</p> <p>3: 9,5 ↖</p> <p>4: 9,9 ↓</p> <p>5: 9,6 →</p> <p>6: 10,5* ↓</p> <p>7: 8,9 ↓</p> <p>8: 9,3 →</p> <p>9: 10,2* ↑</p> <p>10: 10,7* ↓</p>	<p>Series 4</p> 	<p>1: 10,4* ↘</p> <p>2: 10,7* ↑</p> <p>3: 9,8 ↖</p> <p>4: 9,8 ↑</p> <p>5: 9,9 ↓</p> <p>6: 10,3* ↓</p> <p>7: 10,5* ↓</p> <p>8: 10,3* ↑</p> <p>9: 10,1 ↖</p> <p>10: 10,5* ↓</p>
Serie 92,0		Serie 97,0	
Sum 286,0		Sum 383,0	

<p>Series 5</p> 	<p>1: 10,1 ↓</p> <p>2: 9,7 →</p> <p>3: 9,1 ↖</p> <p>4: 9,8 ↓</p> <p>5: 10,2* ↓</p> <p>6: 10,4* →</p> <p>7: 9,9 ↑</p> <p>8: 10,2* ↖</p> <p>9: 10,8* ↓</p> <p>10: 9,2 →</p>	<p>Series 6</p> 	<p>1: 10,6* ↗</p> <p>2: 9,4 ↖</p> <p>3: 10,7* ↓</p> <p>4: 9,9 ↓</p> <p>5: 9,4 ↗</p> <p>6: 10,1 →</p> <p>7: 10,1 →</p> <p>8: 10,0 ↖</p> <p>9: 8,8 ↓</p> <p>10: 10,7* ↑</p>
Serie 95,0		Serie 95,0	
Sum 478,0		Sum 573,0	

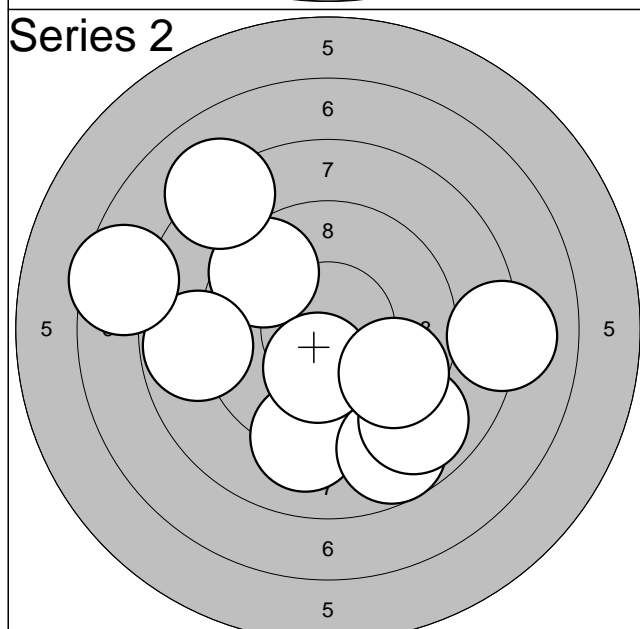
<p>Series 1</p> 	<p>1: 9,5 ↗ 2: 9,8 ↘ 3: 9,5 → 4: 10,1 → 5: 9,9 ↗ 6: 10,1 → 7: 7,9 → 8: 10,2* ← 9: 10,0 ↓ 10: 9,6 ↗</p> <table border="1" style="width:100%; border-collapse: collapse;"> <tr><td>Serie</td><td style="text-align: right;">92,0</td></tr> <tr><td>Sum</td><td style="text-align: right;">92,0</td></tr> </table>	Serie	92,0	Sum	92,0	<p>Series 2</p> 	<p>1: 10,2* ↗ 2: 10,3* ↑ 3: 9,5 ↗ 4: 9,0 ↗ 5: 10,1 → 6: 10,1 ↖ 7: 9,6 → 8: 9,2 ↑ 9: 9,9 ← 10: 10,7* →</p> <table border="1" style="width:100%; border-collapse: collapse;"> <tr><td>Serie</td><td style="text-align: right;">95,0</td></tr> <tr><td>Sum</td><td style="text-align: right;">187,0</td></tr> </table>	Serie	95,0	Sum	187,0
Serie	92,0										
Sum	92,0										
Serie	95,0										
Sum	187,0										

<p>Series 3</p> 	<p>1: 10,5* ← 2: 10,3* ↑ 3: 10,6* ↗ 4: 9,6 ← 5: 10,2* ↗ 6: 10,0 ↓ 7: 9,2 ↑ 8: 10,3* ↓ 9: 9,6 → 10: 10,2* ↖</p> <table border="1" style="width:100%; border-collapse: collapse;"> <tr><td>Serie</td><td style="text-align: right;">97,0</td></tr> <tr><td>Sum</td><td style="text-align: right;">284,0</td></tr> </table>	Serie	97,0	Sum	284,0	<p>Series 4</p> 	<p>1: 9,7 ↘ 2: 10,2* ↖ 3: 9,8 ↗ 4: 9,5 ↗ 5: 7,3 → 6: 9,9 ↗ 7: 9,9 → 8: 10,2* ↑ 9: 8,0 ↖ 10: 10,1 ↓</p> <table border="1" style="width:100%; border-collapse: collapse;"> <tr><td>Serie</td><td style="text-align: right;">90,0</td></tr> <tr><td>Sum</td><td style="text-align: right;">374,0</td></tr> </table>	Serie	90,0	Sum	374,0
Serie	97,0										
Sum	284,0										
Serie	90,0										
Sum	374,0										

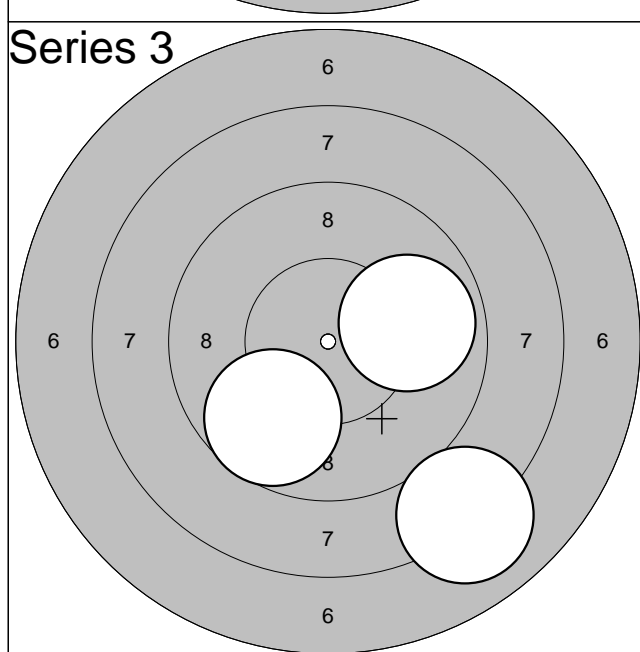
<p>Series 5</p> 	<p>1: 10,2* ↗ 2: 10,4* ↖ 3: 9,6 ↗ 4: 8,6 ↗ 5: 8,8 → 6: 10,4* → 7: 10,6* ↘ 8: 10,5* ↘ 9: 10,1 ↑ 10: 8,4 ↗</p> <table border="1" style="width:100%; border-collapse: collapse;"> <tr><td>Serie</td><td style="text-align: right;">93,0</td></tr> <tr><td>Sum</td><td style="text-align: right;">467,0</td></tr> </table>	Serie	93,0	Sum	467,0	<p>Series 6</p> 	<p>1: 10,7* ↓ 2: 10,1 ↓ 3: 9,7 ← 4: 9,4 ↖ 5: 8,9 ↗ 6: 10,5* ↘ 7: 10,2* ↗ 8: 8,7 ↑ 9: 10,8* ↗ 10: 9,9 ↑</p> <table border="1" style="width:100%; border-collapse: collapse;"> <tr><td>Serie</td><td style="text-align: right;">93,0</td></tr> <tr><td>Sum</td><td style="text-align: right;">560,0</td></tr> </table>	Serie	93,0	Sum	560,0
Serie	93,0										
Sum	467,0										
Serie	93,0										
Sum	560,0										



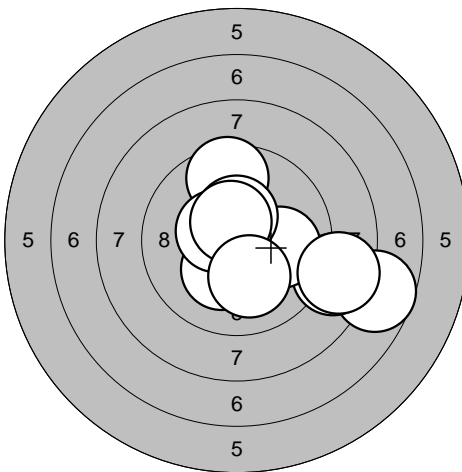
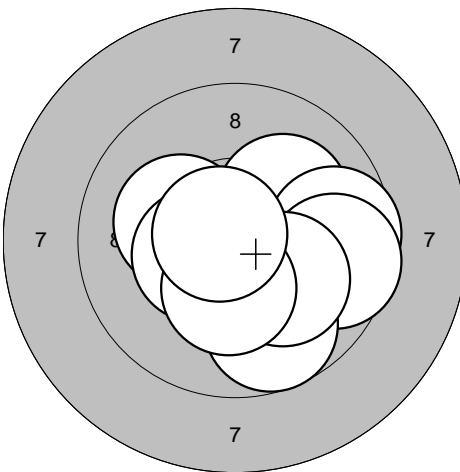
1:	9,2	↖
2:	9,2	↘
3:	9,6	↗
4:	7,8	↖
5:	9,3	↘
6:	9,9	↗
7:	8,2	↘
8:	10,1	↘
9:	10,2*	↘
10:	9,7	↖
<b>Serie</b>		<b>89,0</b>
<b>Sum</b>		<b>89,0</b>

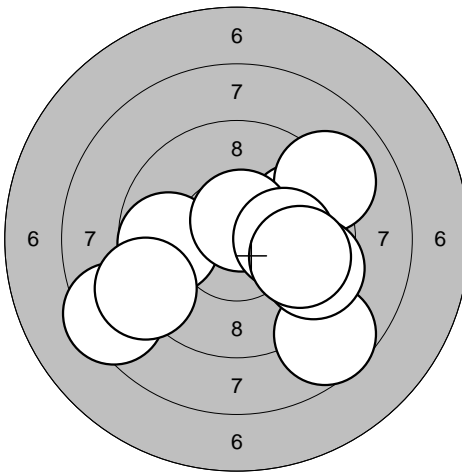
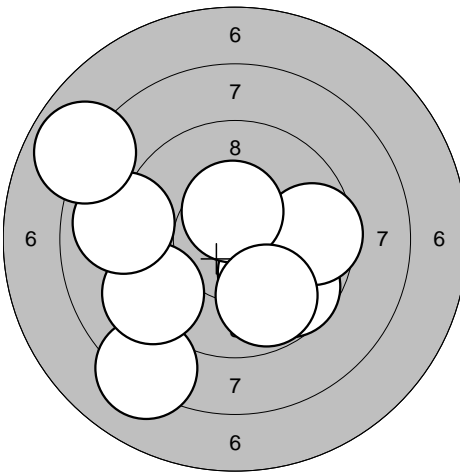


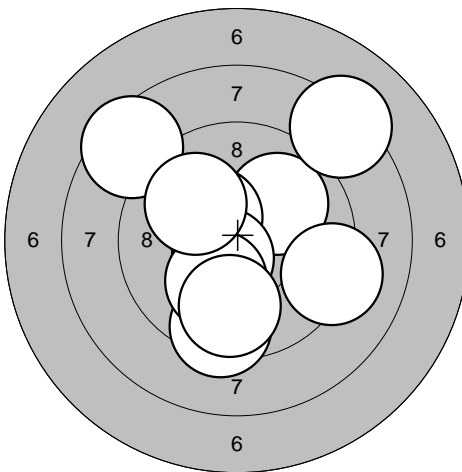
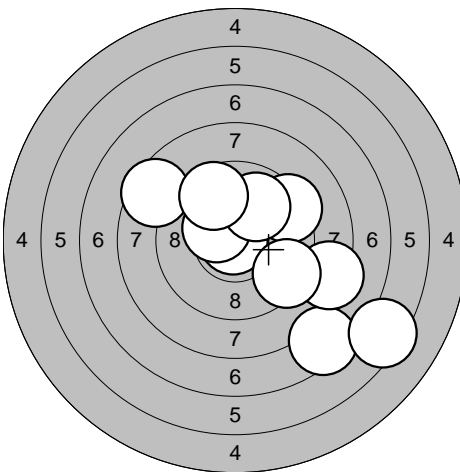
1:	9,6	↗
2:	8,8	↖
3:	9,2	↘
4:	8,7	↘
5:	8,9	↘
6:	7,6	↖
7:	8,1	→
8:	10,3*	↘
9:	8,1	↗
10:	9,7	↘
<b>Serie</b>		<b>84,0</b>
<b>Sum</b>		<b>173,0</b>



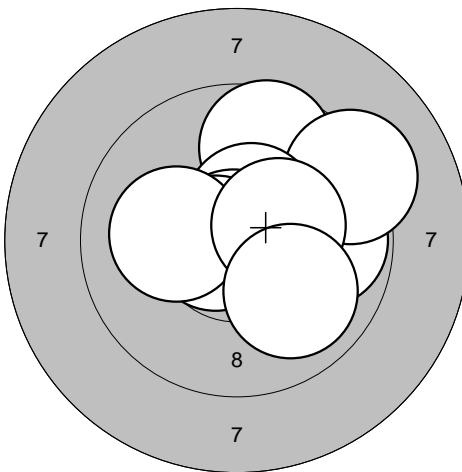
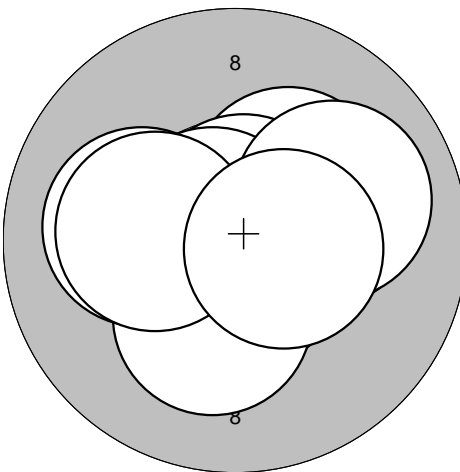
1:	9,9	→
2:	8,0	↘
3:	9,7	↘
<b>Serie</b>		<b>26,0</b>
<b>Sum</b>		<b>199,0</b>

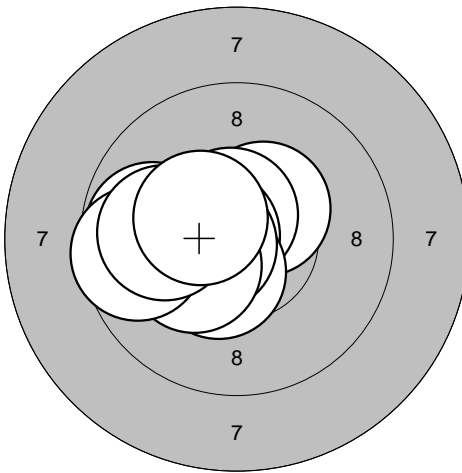
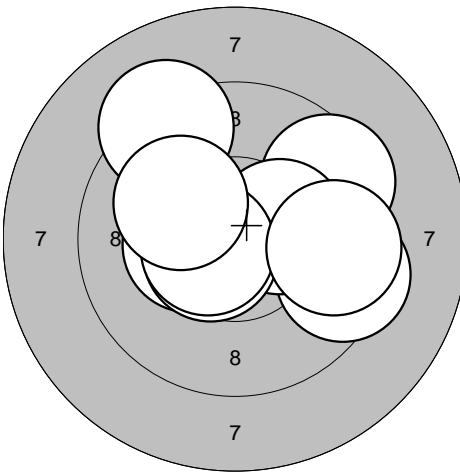
<p>Series 1</p> 	<p>1: 7,7 →</p> <p>2: 8,7 →</p> <p>3: 10,2* ↓</p> <p>4: 9,6 ↑</p> <p>5: 10,0 →</p> <p>6: 10,5* ↗</p> <p>7: 10,4* ↑</p> <p>8: 10,5* ↑</p> <p>9: 10,1 ↓</p> <p>10: 8,6 →</p>	<p>Series 2</p> 	<p>1: 10,1 ↗</p> <p>2: 9,6 →</p> <p>3: 9,6 →</p> <p>4: 10,8* ←</p> <p>5: 9,7 ↓</p> <p>6: 10,1 ↓</p> <p>7: 10,2* ←</p> <p>8: 10,4* ←</p> <p>9: 10,3* ↓</p> <p>10: 10,7* ↖</p>
Serie 92,0		Serie 97,0	
Sum 92,0		Sum 189,0	

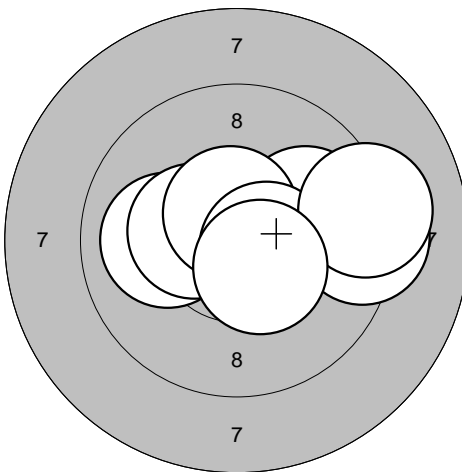
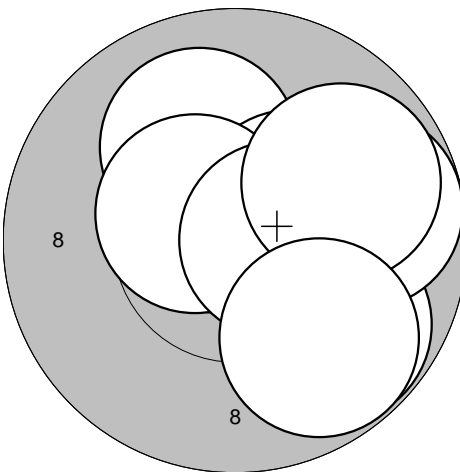
<p>Series 3</p> 	<p>1: 8,7 ↓</p> <p>2: 9,7 ←</p> <p>3: 9,8 →</p> <p>4: 9,1 ↗</p> <p>5: 10,6* ↑</p> <p>6: 8,4 ←</p> <p>7: 9,5 →</p> <p>8: 10,1 →</p> <p>9: 9,1 ←</p> <p>10: 9,8 →</p>	<p>Series 4</p> 	<p>1: 8,2 ↓</p> <p>2: 10,1 ↓</p> <p>3: 10,2* →</p> <p>4: 9,2 ←</p> <p>5: 9,7 ↓</p> <p>6: 9,0 ←</p> <p>7: 9,6 →</p> <p>8: 7,9 ↗</p> <p>9: 10,5* ↑</p> <p>10: 9,8 ↓</p>
Serie 90,0		Serie 90,0	
Sum 279,0		Sum 369,0	

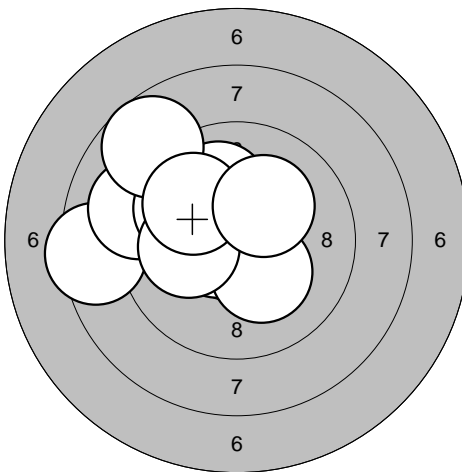
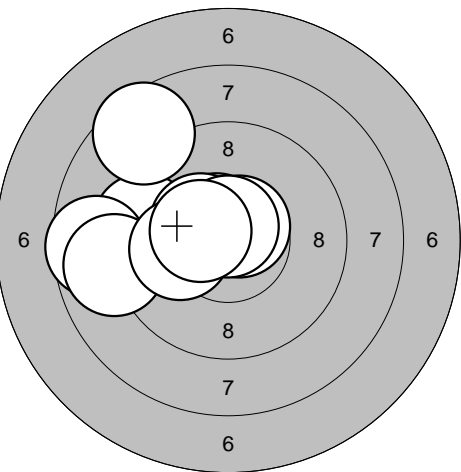
<p>Series 5</p> 	<p>1: 10,0 ↗</p> <p>2: 10,3* ↗</p> <p>3: 9,4 ↓</p> <p>4: 10,6* ↓</p> <p>5: 8,5 ↗</p> <p>6: 10,2* ↓</p> <p>7: 9,2 →</p> <p>8: 10,0 ↗</p> <p>9: 9,8 ↓</p> <p>10: 8,2 ↗</p>	<p>Series 6</p> 	<p>1: 10,9* ←</p> <p>2: 7,4 ↓</p> <p>3: 8,5 ↗</p> <p>4: 9,3 ↗</p> <p>5: 8,3 →</p> <p>6: 9,3 ↓</p> <p>7: 6,4 ↓</p> <p>8: 10,4* ↗</p> <p>9: 9,9 ↗</p> <p>10: 9,7 ↗</p>
Serie 93,0		Serie 85,0	
Sum 462,0		Sum 547,0	

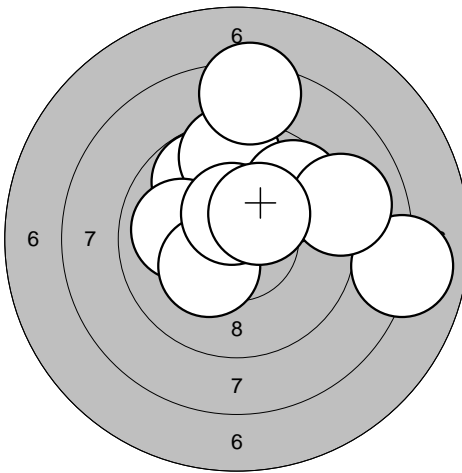
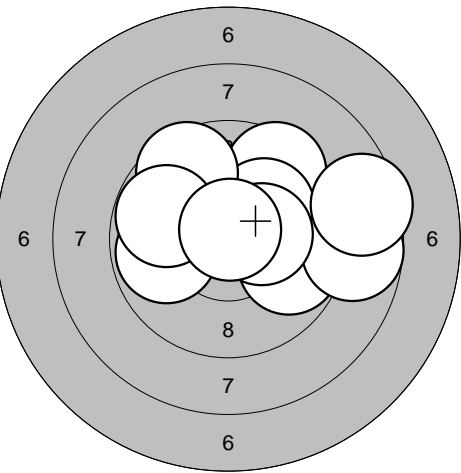


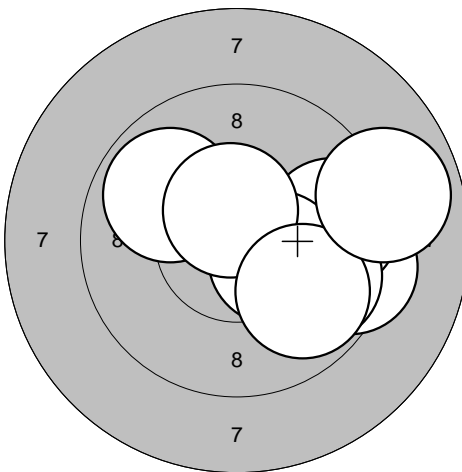
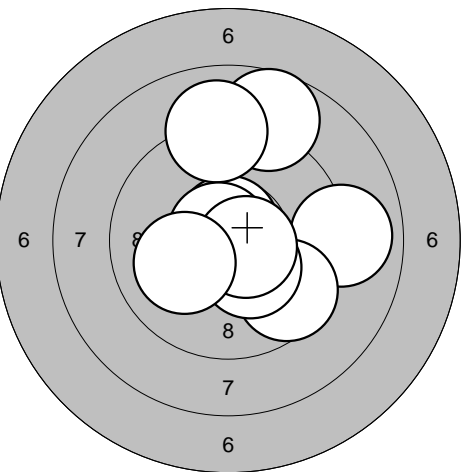
<p>Series 1</p> 	<p>1: 9,8 →</p> <p>2: 9,6 ↑</p> <p>3: 10,3* →</p> <p>4: 9,2 →</p> <p>5: 10,5* ↑</p> <p>6: 10,9* ↗</p> <p>7: 10,6* ←</p> <p>8: 10,1 ←</p> <p>9: 10,4* →</p> <p>10: 9,9 ↘</p>	<p>Series 2</p> 	<p>1: 10,1 →</p> <p>2: 10,3* ↗</p> <p>3: 10,7* ↑</p> <p>4: 10,7* ↖</p> <p>5: 10,7* ↓</p> <p>6: 10,2* ↓</p> <p>7: 10,1 ←</p> <p>8: 10,0 →</p> <p>9: 10,2* ←</p> <p>10: 10,5* →</p>
Serie 96,0		Serie 100,0	
Sum 96,0		Sum 196,0	

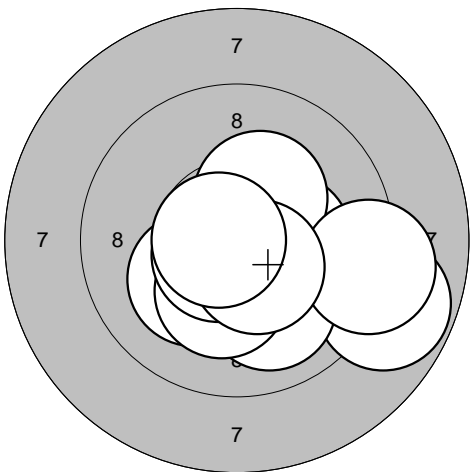
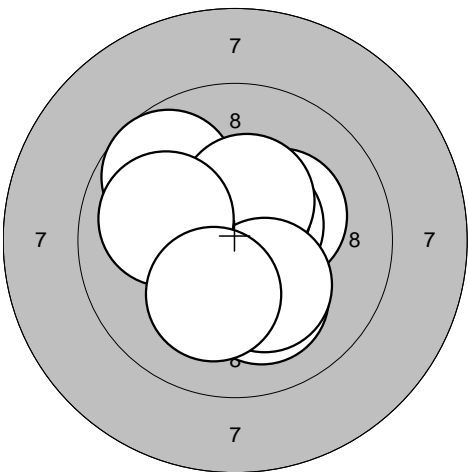
<p>Series 3</p> 	<p>1: 10,4* ↗</p> <p>2: 10,6* ↑</p> <p>3: 10,6* ←</p> <p>4: 9,8 ←</p> <p>5: 10,5* ↘</p> <p>6: 10,6* ←</p> <p>7: 10,3* ↙</p> <p>8: 9,6 ←</p> <p>9: 10,0 ←</p> <p>10: 10,4* ↖</p>	<p>Series 4</p> 	<p>1: 9,5 ↗</p> <p>2: 9,2 ↖</p> <p>3: 9,4 →</p> <p>4: 10,8* ←</p> <p>5: 10,3* →</p> <p>6: 10,4* ←</p> <p>7: 10,6* ↙</p> <p>8: 10,6* ←</p> <p>9: 10,1 ↖</p> <p>10: 9,6 →</p>
Serie 98,0		Serie 96,0	
Sum 294,0		Sum 390,0	

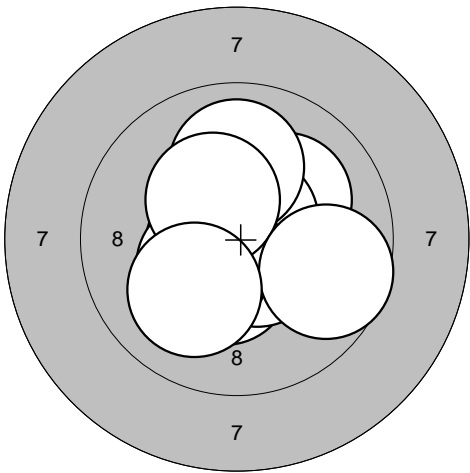
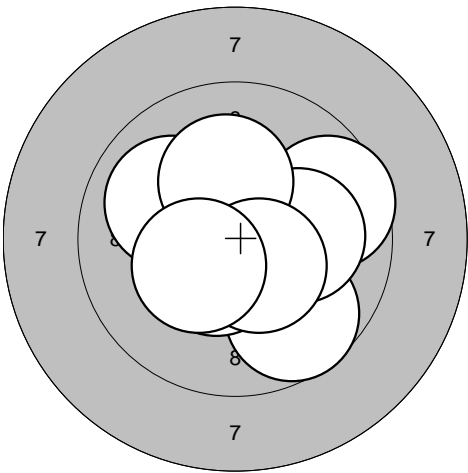
<p>Series 5</p> 	<p>1: 10,0 ←</p> <p>2: 9,4 →</p> <p>3: 10,4* ←</p> <p>4: 10,6* →</p> <p>5: 10,0 →</p> <p>6: 10,6* ↑</p> <p>7: 10,5* →</p> <p>8: 9,3 →</p> <p>9: 9,2 →</p> <p>10: 10,5* ↘</p>	<p>Series 6</p> 	<p>1: 10,7* ↗</p> <p>2: 9,8 ↘</p> <p>3: 10,4* ↑</p> <p>4: 10,0 ↑</p> <p>5: 10,3* ↗</p> <p>6: 10,5* ↖</p> <p>7: 9,7 →</p> <p>8: 10,6* →</p> <p>9: 9,9 ↗</p> <p>10: 9,8 ↘</p>
Serie 97,0		Serie 96,0	
Sum 487,0		Sum 583,0	

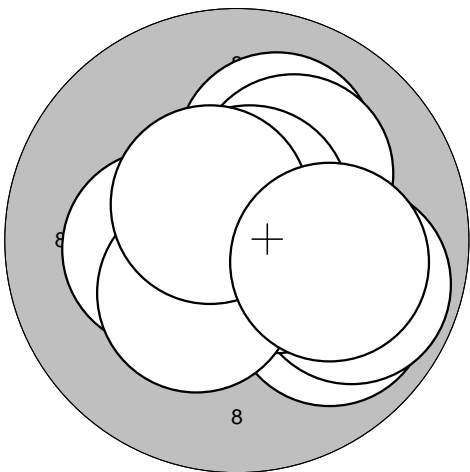
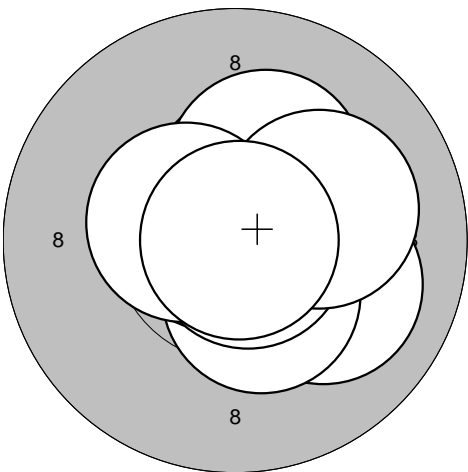
<p>Series 1</p> 	<p>1: 8,5 ←</p> <p>2: 9,1 ←</p> <p>3: 10,1 ↑</p> <p>4: 10,6* ←</p> <p>5: 10,2* ↓</p> <p>6: 9,9 ↑</p> <p>7: 8,7 ↑</p> <p>8: 10,1 ←</p> <p>9: 10,0 ↑</p> <p>10: 10,2* ↑</p> <table border="1" style="width:100%; border-collapse: collapse;"> <tr> <td style="text-align: right;">Serie</td> <td style="text-align: right;">94,0</td> </tr> <tr> <td style="text-align: right;">Sum</td> <td style="text-align: right;">94,0</td> </tr> </table>	Serie	94,0	Sum	94,0	<p>Series 2</p> 	<p>1: 9,4 ←</p> <p>2: 8,6 ↗</p> <p>3: 10,6* ↗</p> <p>4: 8,6 ←</p> <p>5: 10,4* ↖</p> <p>6: 10,6* ↗</p> <p>7: 8,9 ←</p> <p>8: 10,1 ←</p> <p>9: 10,7* ↑</p> <p>10: 10,4* ←</p> <table border="1" style="width:100%; border-collapse: collapse;"> <tr> <td style="text-align: right;">Serie</td> <td style="text-align: right;">93,0</td> </tr> <tr> <td style="text-align: right;">Sum</td> <td style="text-align: right;">187,0</td> </tr> </table>	Serie	93,0	Sum	187,0
Serie	94,0										
Sum	94,0										
Serie	93,0										
Sum	187,0										

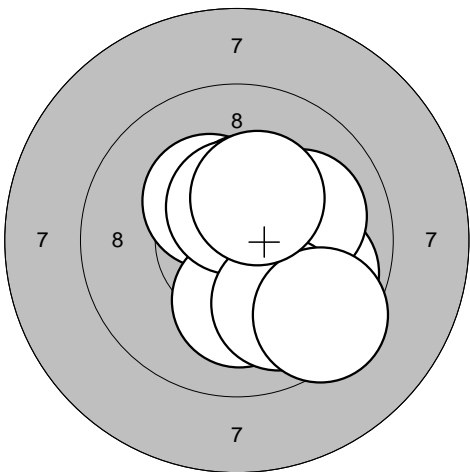
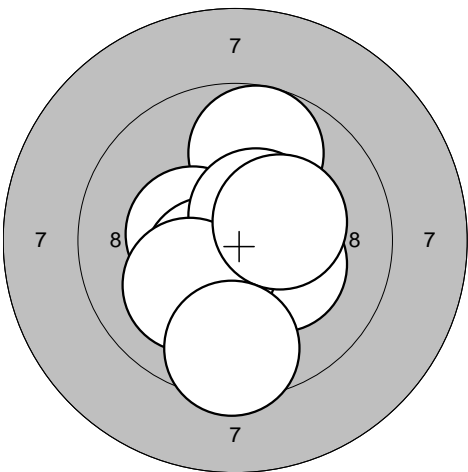
<p>Series 3</p> 	<p>1: 9,8 ↖</p> <p>2: 9,5 ↑</p> <p>3: 8,4 ↑</p> <p>4: 10,0 ←</p> <p>5: 8,0 →</p> <p>6: 9,7 ↗</p> <p>7: 9,0 →</p> <p>8: 10,3* ↙</p> <p>9: 10,5* ↑</p> <p>10: 10,4* ↗</p> <table border="1" style="width:100%; border-collapse: collapse;"> <tr> <td style="text-align: right;">Serie</td> <td style="text-align: right;">92,0</td> </tr> <tr> <td style="text-align: right;">Sum</td> <td style="text-align: right;">279,0</td> </tr> </table>	Serie	92,0	Sum	279,0	<p>Series 4</p> 	<p>1: 9,5 ↗</p> <p>2: 10,1 ↗</p> <p>3: 9,6 ↖</p> <p>4: 9,8 ←</p> <p>5: 9,8 ←</p> <p>6: 9,8 →</p> <p>7: 8,7 →</p> <p>8: 8,5 →</p> <p>9: 10,4* →</p> <p>10: 10,8* ↑</p> <table border="1" style="width:100%; border-collapse: collapse;"> <tr> <td style="text-align: right;">Serie</td> <td style="text-align: right;">91,0</td> </tr> <tr> <td style="text-align: right;">Sum</td> <td style="text-align: right;">370,0</td> </tr> </table>	Serie	91,0	Sum	370,0
Serie	92,0										
Sum	279,0										
Serie	91,0										
Sum	370,0										

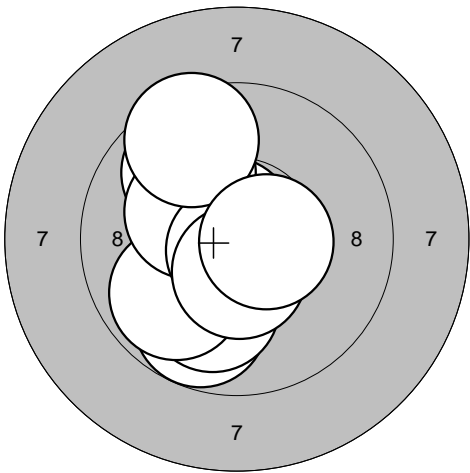
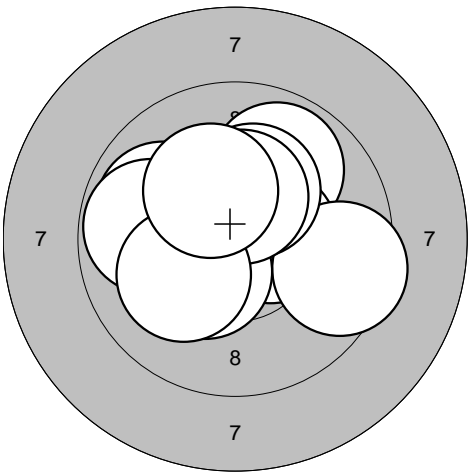
<p>Series 5</p> 	<p>1: 10,1 →</p> <p>2: 9,4 →</p> <p>3: 9,8 →</p> <p>4: 9,9 ↗</p> <p>5: 9,7 →</p> <p>6: 9,8 ↘</p> <p>7: 10,4* →</p> <p>8: 10,6* ↑</p> <p>9: 9,9 ↓</p> <p>10: 8,9 →</p> <table border="1" style="width:100%; border-collapse: collapse;"> <tr> <td style="text-align: right;">Serie</td> <td style="text-align: right;">92,0</td> </tr> <tr> <td style="text-align: right;">Sum</td> <td style="text-align: right;">462,0</td> </tr> </table>	Serie	92,0	Sum	462,0	<p>Series 6</p> 	<p>1: 8,9 →</p> <p>2: 10,7* ↓</p> <p>3: 10,7* ↑</p> <p>4: 9,6 ↘</p> <p>5: 10,3* ↘</p> <p>6: 8,7 ↑</p> <p>7: 9,0 ↑</p> <p>8: 10,8* ↖</p> <p>9: 10,6* →</p> <p>10: 10,1 ←</p> <table border="1" style="width:100%; border-collapse: collapse;"> <tr> <td style="text-align: right;">Serie</td> <td style="text-align: right;">94,0</td> </tr> <tr> <td style="text-align: right;">Sum</td> <td style="text-align: right;">556,0</td> </tr> </table>	Serie	94,0	Sum	556,0
Serie	92,0										
Sum	462,0										
Serie	94,0										
Sum	556,0										

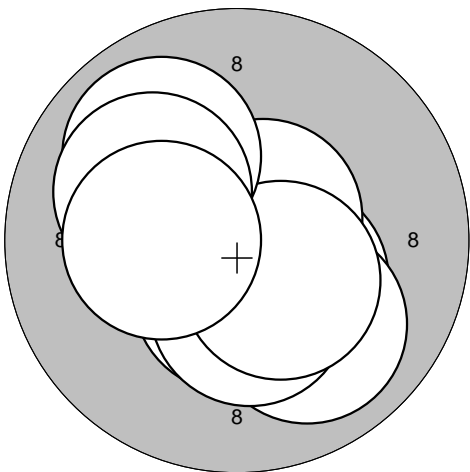
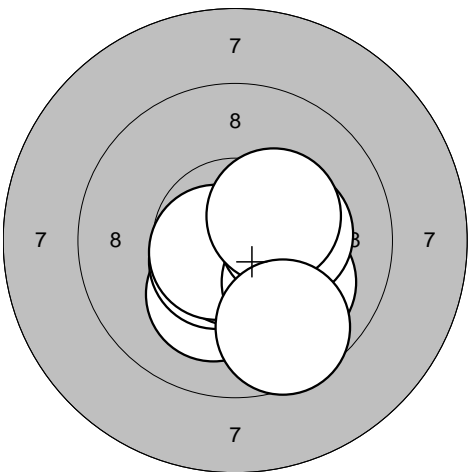
<p>Series 1</p> 	<p>1: 10,2* ↙ 2: 10,3* → 3: 8,8 → 4: 10,0 ↓ 5: 10,3* ↓ 6: 10,3* ↗ 7: 9,2 → 8: 10,7* ↙ 9: 10,5* ↓ 10: 10,7* ←</p> <table border="1" style="width:100%; border-collapse: collapse;"> <tr><td>Serie</td><td style="text-align: right;">97,0</td></tr> <tr><td>Sum</td><td style="text-align: right;">97,0</td></tr> </table>	Serie	97,0	Sum	97,0	<p>Series 2</p> 	<p>1: 10,1 ↓ 2: 9,7 ↗ 3: 10,3* ↗ 4: 10,6* ↗ 5: 10,8* ↑ 6: 10,5* ↑ 7: 10,4* ↑ 8: 10,2* ↓ 9: 10,0 ← 10: 10,2* ↓</p> <table border="1" style="width:100%; border-collapse: collapse;"> <tr><td>Serie</td><td style="text-align: right;">99,0</td></tr> <tr><td>Sum</td><td style="text-align: right;">196,0</td></tr> </table>	Serie	99,0	Sum	196,0
Serie	97,0										
Sum	97,0										
Serie	99,0										
Sum	196,0										

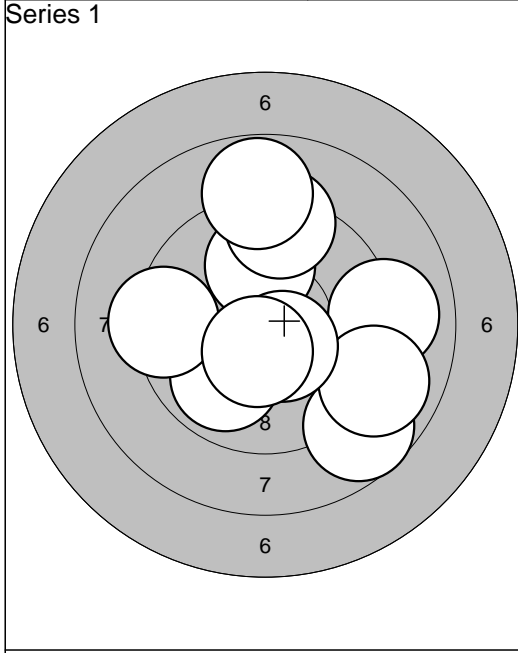
<p>Series 3</p> 	<p>1: 10,4* ↓ 2: 10,6* ↓ 3: 10,1 ↗ 4: 10,6* ↗ 5: 10,6* ← 6: 10,0 ↑ 7: 10,4* ↙ 8: 10,3* ↗ 9: 9,7 → 10: 10,0 ↙</p> <table border="1" style="width:100%; border-collapse: collapse;"> <tr><td>Serie</td><td style="text-align: right;">99,0</td></tr> <tr><td>Sum</td><td style="text-align: right;">295,0</td></tr> </table>	Serie	99,0	Sum	295,0	<p>Series 4</p> 	<p>1: 10,6* ↖ 2: 10,4* ↖ 3: 9,6 → 4: 9,7 ↓ 5: 10,0 ↗ 6: 10,1 → 7: 10,5* ↙ 8: 10,2* ↑ 9: 10,5* ↓ 10: 10,3* ↖</p> <table border="1" style="width:100%; border-collapse: collapse;"> <tr><td>Serie</td><td style="text-align: right;">98,0</td></tr> <tr><td>Sum</td><td style="text-align: right;">393,0</td></tr> </table>	Serie	98,0	Sum	393,0
Serie	99,0										
Sum	295,0										
Serie	98,0										
Sum	393,0										

<p>Series 5</p> 	<p>1: 9,9 ↓ 2: 10,1 ↗ 3: 9,8 → 4: 10,3* ← 5: 10,6* → 6: 10,2* ↗ 7: 10,6* ↗ 8: 10,4* ↙ 9: 10,5* ↗ 10: 10,1 →</p> <table border="1" style="width:100%; border-collapse: collapse;"> <tr><td>Serie</td><td style="text-align: right;">98,0</td></tr> <tr><td>Sum</td><td style="text-align: right;">491,0</td></tr> </table>	Serie	98,0	Sum	491,0	<p>Series 6</p> 	<p>1: 10,5* ↗ 2: 10,5* ↑ 3: 10,1 ↘ 4: 10,4* ↓ 5: 10,8* ↖ 6: 10,8* ↘ 7: 10,2* ↗ 8: 10,5* ← 9: 10,2* → 10: 10,9* →</p> <table border="1" style="width:100%; border-collapse: collapse;"> <tr><td>Serie</td><td style="text-align: right;">100,0</td></tr> <tr><td>Sum</td><td style="text-align: right;">591,0</td></tr> </table>	Serie	100,0	Sum	591,0
Serie	98,0										
Sum	491,0										
Serie	100,0										
Sum	591,0										

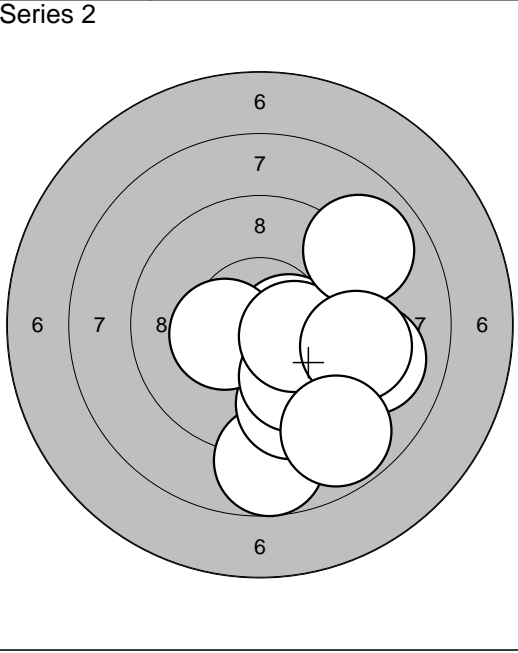
<p>Series 1</p> 	<p>1: 10,3* ↖</p> <p>2: 10,4* ↗</p> <p>3: 10,1 ↓</p> <p>4: 9,9 →</p> <p>5: 10,5* ↗</p> <p>6: 10,5* ↗</p> <p>7: 10,1 →</p> <p>8: 9,9 ↓</p> <p>9: 9,4 ↓</p> <p>10: 10,3* ↗</p>	<p>Series 2</p> 	<p>1: 9,7 ↗</p> <p>2: 10,4* →</p> <p>3: 10,3* →</p> <p>4: 10,6* ↖</p> <p>5: 10,4* ←</p> <p>6: 10,5* ↖</p> <p>7: 10,5* ↗</p> <p>8: 10,1 ↖</p> <p>9: 10,3* →</p> <p>10: 9,5 ↓</p>
Serie 97,0	Serie 98,0	Serie 98,0	Serie 98,0
Sum 97,0	Sum 97,0	Sum 195,0	Sum 195,0

<p>Series 3</p> 	<p>1: 9,8 ↓</p> <p>2: 10,7* ↗</p> <p>3: 10,0 ↓</p> <p>4: 9,9 ↗</p> <p>5: 9,9 ↖</p> <p>6: 10,3* ↗</p> <p>7: 10,8* ↓</p> <p>8: 9,5 ↗</p> <p>9: 10,5* ↓</p> <p>10: 10,5* →</p>	<p>Series 4</p> 	<p>1: 9,9 ↖</p> <p>2: 9,9 ↗</p> <p>3: 10,5* →</p> <p>4: 9,5 →</p> <p>5: 9,8 ←</p> <p>6: 10,3* ↗</p> <p>7: 10,4* ↖</p> <p>8: 10,4* ↗</p> <p>9: 10,1 ↖</p> <p>10: 10,2* ↗</p>
Serie 96,0	Serie 96,0	Serie 96,0	Serie 96,0
Sum 291,0	Sum 291,0	Sum 387,0	Sum 387,0

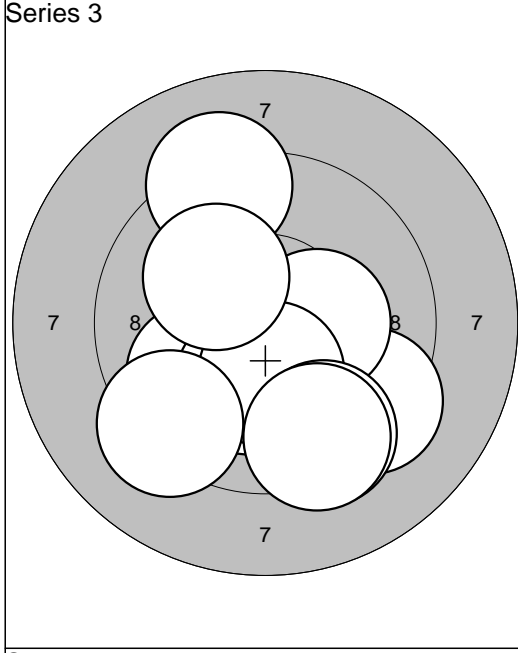
<p>Series 5</p> 	<p>1: 10,5* ↓</p> <p>2: 10,4* ↖</p> <p>3: 10,4* ↖</p> <p>4: 10,0 ↓</p> <p>5: 10,3* ↓</p> <p>6: 10,6* ↗</p> <p>7: 10,4* ↖</p> <p>8: 9,9 ↗</p> <p>9: 10,1 ↗</p> <p>10: 10,3* ←</p>	<p>Series 6</p> 	<p>1: 10,5* ↓</p> <p>2: 10,2* ↓</p> <p>3: 10,6* ↖</p> <p>4: 10,4* →</p> <p>5: 10,7* ↓</p> <p>6: 10,7* ↖</p> <p>7: 10,0 ↖</p> <p>8: 10,3* →</p> <p>9: 10,3* ↗</p> <p>10: 9,6 ↓</p>
Serie 99,0	Serie 99,0	Serie 99,0	Serie 99,0
Sum 486,0	Sum 486,0	Sum 585,0	Sum 585,0



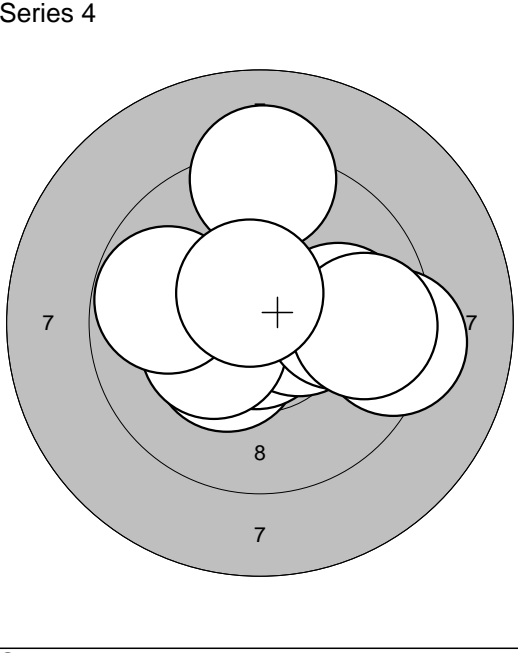
1: 10,0	↑
2: 9,0	→
3: 9,3	↑
4: 8,8	↑
5: 9,9	↙
6: 8,7	↘
7: 9,0	→
8: 10,5*	↘
9: 9,3	←
10: 10,5*	↘
<b>Serie</b>	<b>91,0</b>
<b>Sum</b>	<b>91,0</b>



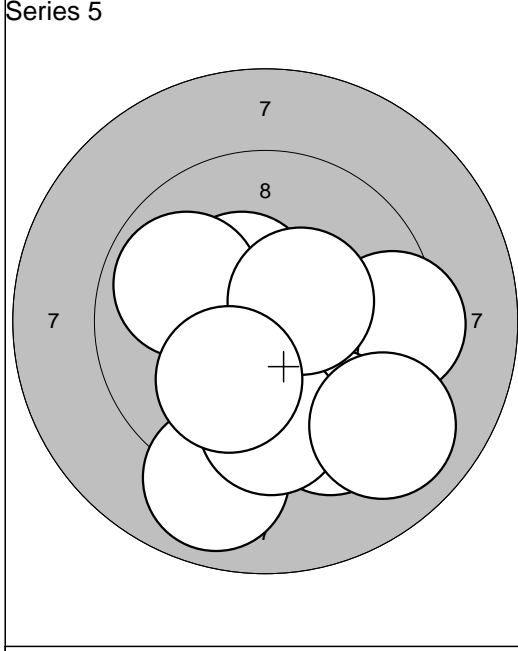
1: 8,7	↘
2: 10,5*	→
3: 9,1	→
4: 9,6	↘
5: 10,4*	←
6: 9,9	↘
7: 10,3*	→
8: 9,0	↗
9: 9,4	→
10: 8,8	↘
<b>Serie</b>	<b>91,0</b>
<b>Sum</b>	<b>182,0</b>



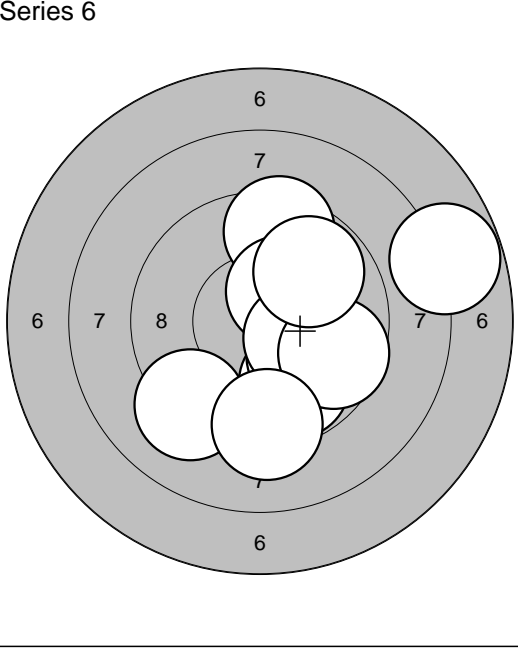
1: 9,9	↙
2: 10,2*	↘
3: 9,2	↑
4: 9,4	↘
5: 10,3*	→
6: 10,3*	↘
7: 9,4	↘
8: 9,3	↙
9: 9,4	↘
10: 10,1	↗
<b>Serie</b>	<b>94,0</b>
<b>Sum</b>	<b>276,0</b>



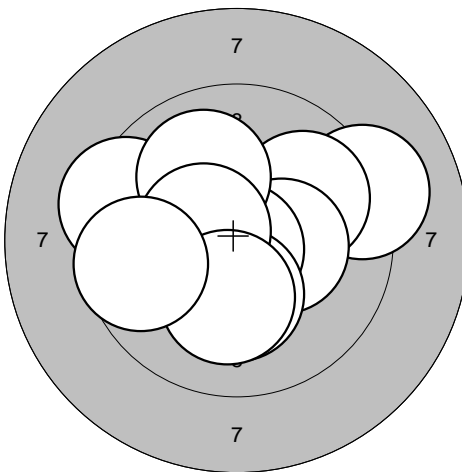
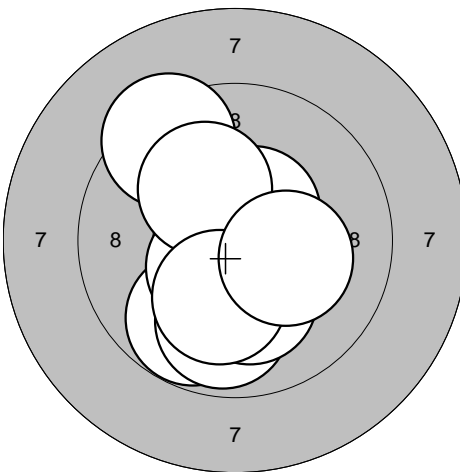
1: 9,3	→
2: 10,4*	↙
3: 10,8*	↘
4: 9,2	↑
5: 10,5*	→
6: 10,3*	←
7: 10,0	→
8: 9,7	→
9: 9,8	←
10: 10,6*	↑
<b>Serie</b>	<b>96,0</b>
<b>Sum</b>	<b>372,0</b>

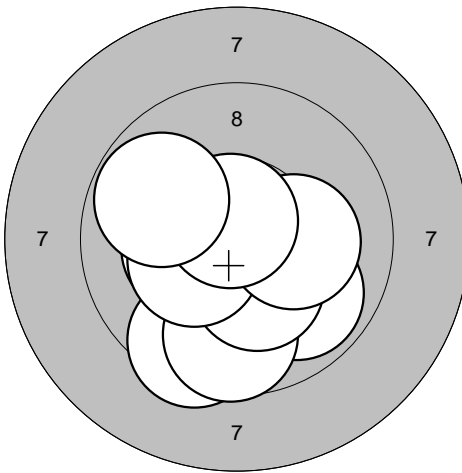
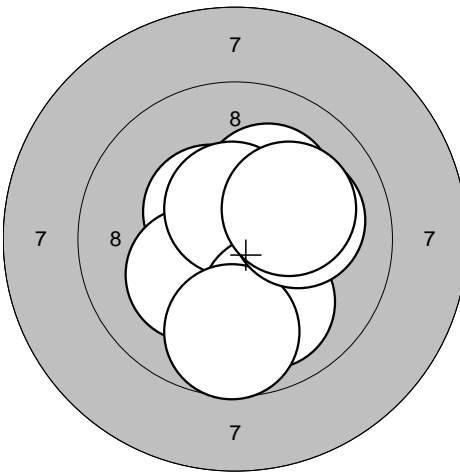


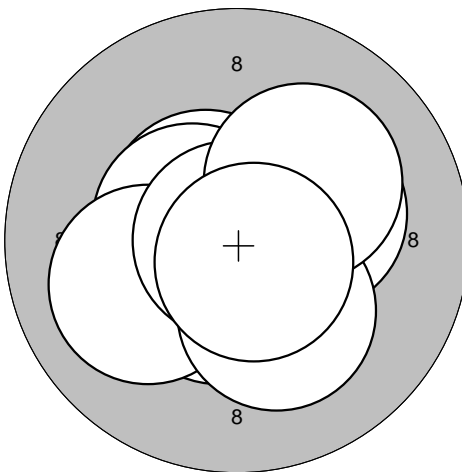
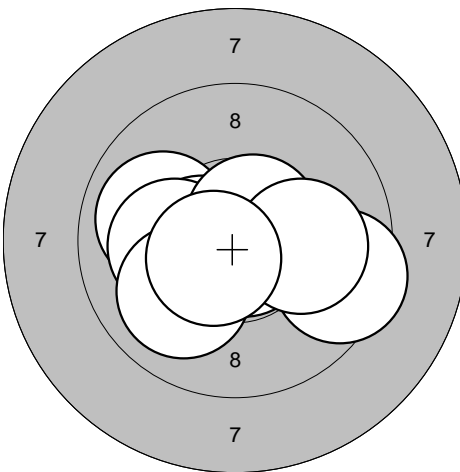
1: 8,9	↘
2: 9,4	→
3: 10,4*	↗
4: 10,6*	↘
5: 9,9	↗
6: 9,5	↘
7: 9,7	↘
8: 10,4*	↗
9: 9,0	↘
10: 10,1	↘
<b>Serie</b>	<b>93,0</b>
<b>Sum</b>	<b>465,0</b>

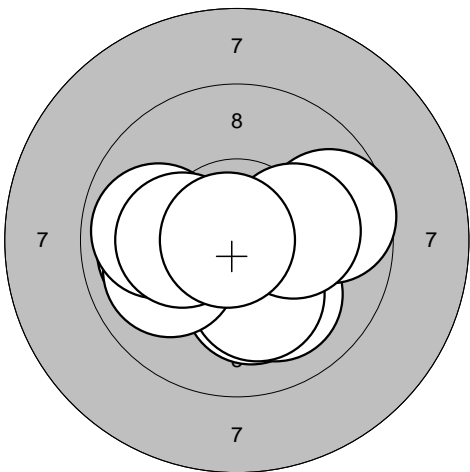
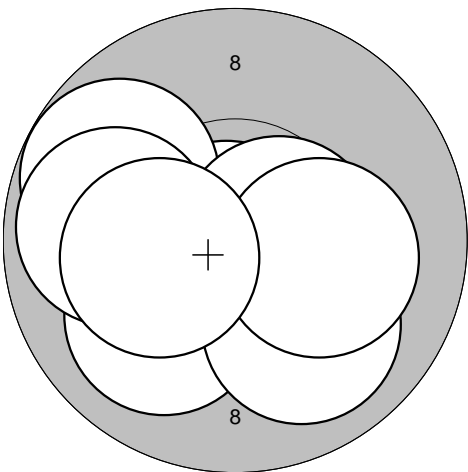


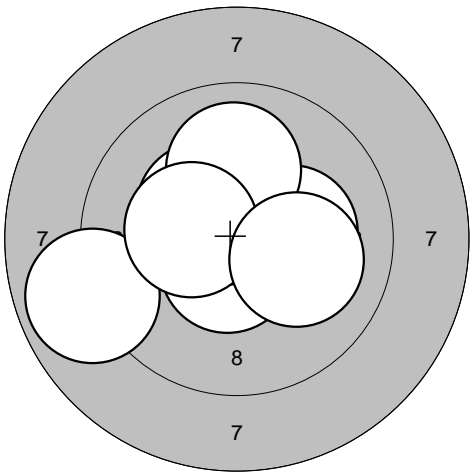
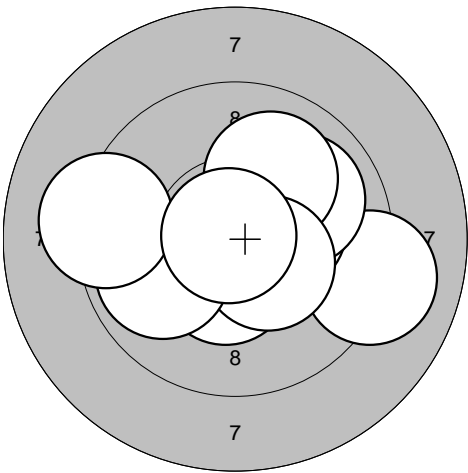
1: 9,2	↙
2: 9,8	↘
3: 10,1	↘
4: 9,5	↑
5: 10,3*	↗
6: 10,2*	↘
7: 9,7	→
8: 7,8	→
9: 9,8	↗
10: 9,3	↘
<b>Serie</b>	<b>91,0</b>
<b>Sum</b>	<b>556,0</b>

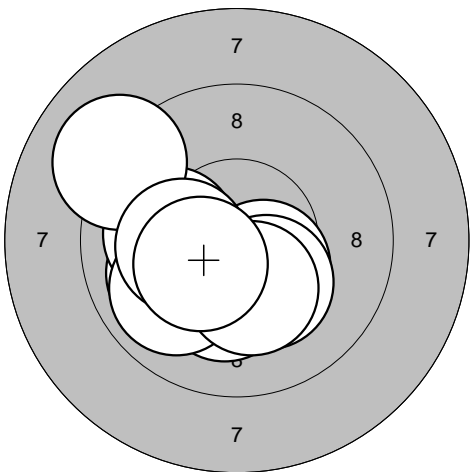
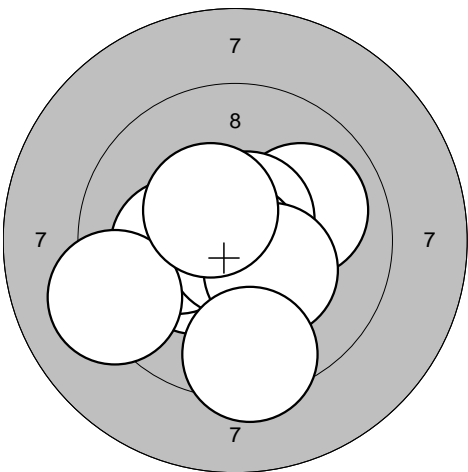
<p>Series 1</p> 	<p>1: 9,2 →</p> <p>2: 9,4 ←</p> <p>3: 9,9 →</p> <p>4: 10,4* →</p> <p>5: 10,8* ↓</p> <p>6: 10,0 ↗</p> <p>7: 10,2* ↓</p> <p>8: 10,5* ←</p> <p>9: 10,2* ↓</p> <p>10: 9,6 ←</p>	<p>Series 2</p> 	<p>1: 9,8 ↓</p> <p>2: 9,8 ↓</p> <p>3: 10,5* ↓</p> <p>4: 10,5* ↗</p> <p>5: 10,4* ↓</p> <p>6: 9,4 ↗</p> <p>7: 10,2* ↗</p> <p>8: 10,2* ↓</p> <p>9: 10,1 ↓</p> <p>10: 10,2* →</p>
Serie 96,0	Serie 97,0	Serie 97,0	Serie 97,0
Sum 96,0	Sum 193,0	Sum 193,0	Sum 193,0

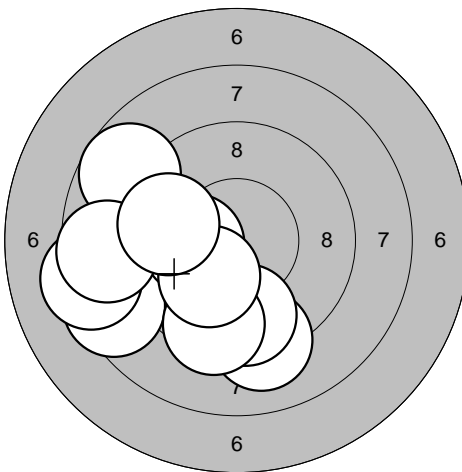
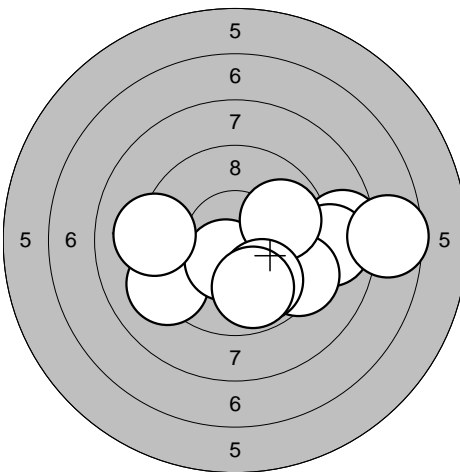
<p>Series 3</p> 	<p>1: 9,9 ↓</p> <p>2: 10,8* ↗</p> <p>3: 9,5 ↓</p> <p>4: 9,7 ↓</p> <p>5: 10,3* ↓</p> <p>6: 10,3* ←</p> <p>7: 10,3* ←</p> <p>8: 10,2* →</p> <p>9: 10,7* ↗</p> <p>10: 9,8 ↗</p>	<p>Series 4</p> 	<p>1: 10,2* ↓</p> <p>2: 10,2* ↗</p> <p>3: 10,1 ↓</p> <p>4: 10,5* ↗</p> <p>5: 10,2* ←</p> <p>6: 10,6* ↑</p> <p>7: 10,0 ↓</p> <p>8: 9,7 ↓</p> <p>9: 10,1 →</p> <p>10: 10,1 ↗</p>
Serie 96,0	Serie 99,0	Serie 99,0	Serie 99,0
Sum 289,0	Sum 388,0	Sum 388,0	Sum 388,0

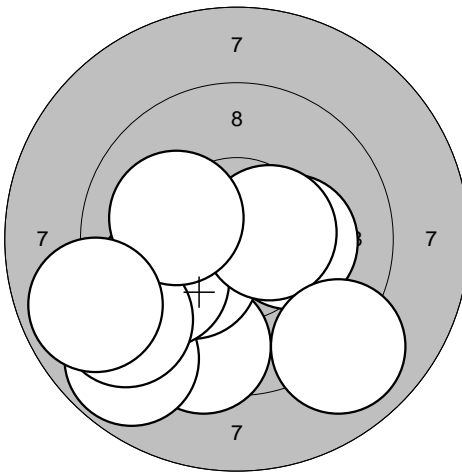
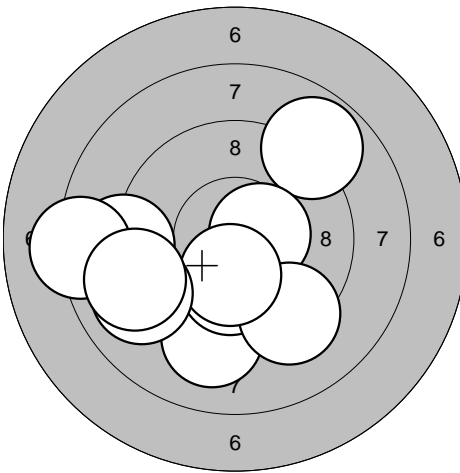
<p>Series 5</p> 	<p>1: 10,8* →</p> <p>2: 10,3* →</p> <p>3: 10,5* ↓</p> <p>4: 10,5* ↗</p> <p>5: 10,5* ↗</p> <p>6: 10,1 ←</p> <p>7: 10,2* ↓</p> <p>8: 10,9* ←</p> <p>9: 10,2* ↗</p> <p>10: 10,7* ↓</p>	<p>Series 6</p> 	<p>1: 9,5 →</p> <p>2: 9,9 ←</p> <p>3: 10,5* ←</p> <p>4: 10,8* →</p> <p>5: 10,1 ←</p> <p>6: 10,8* ↓</p> <p>7: 10,6* ↗</p> <p>8: 10,1 →</p> <p>9: 10,0 ↓</p> <p>10: 10,6* ←</p>
Serie 100,0	Serie 98,0	Serie 98,0	Serie 98,0
Sum 488,0	Sum 586,0	Sum 586,0	Sum 586,0

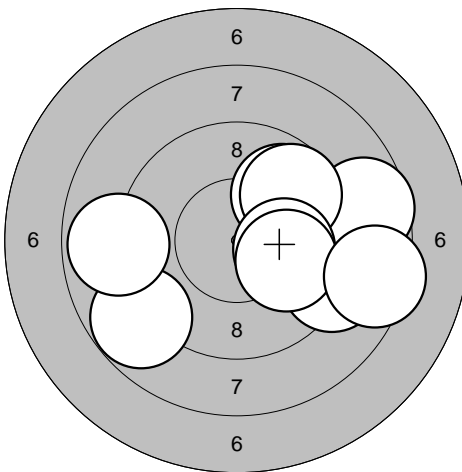
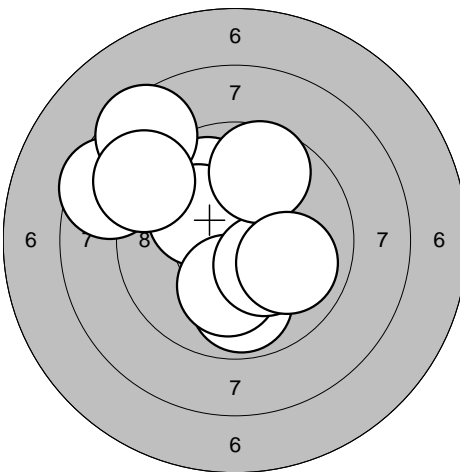
<p>Series 1</p> 	<p>1: 10,1 ↓</p> <p>2: 10,1 ↓</p> <p>3: 9,7 →</p> <p>4: 10,0 ←</p> <p>5: 10,2* ↓</p> <p>6: 10,0 ←</p> <p>7: 10,2* →</p> <p>8: 9,9 ←</p> <p>9: 10,2* ←</p> <p>10: 10,8* ←</p>	<p>Series 2</p> 	<p>1: 10,6* ↙</p> <p>2: 10,0 ↙</p> <p>3: 10,5* ←</p> <p>4: 10,9* ←</p> <p>5: 9,8 ↗</p> <p>6: 10,5* →</p> <p>7: 9,9 ←</p> <p>8: 10,0 ↓</p> <p>9: 10,2* →</p> <p>10: 10,2* ←</p>
Serie 98,0	Serie 98,0	Serie 98,0	Serie 98,0
Sum 98,0	Sum 98,0	Sum 196,0	Sum 196,0

<p>Series 3</p> 	<p>1: 10,7* →</p> <p>2: 10,4* ↗</p> <p>3: 10,6* ↓</p> <p>4: 10,3* →</p> <p>5: 8,9 ←</p> <p>6: 10,6* ↗</p> <p>7: 10,2* →</p> <p>8: 10,0 ↑</p> <p>9: 10,3* ←</p> <p>10: 10,1 →</p>	<p>Series 4</p> 	<p>1: 9,1 →</p> <p>2: 10,3* →</p> <p>3: 10,8* ↗</p> <p>4: 10,4* ↓</p> <p>5: 10,0 ↗</p> <p>6: 10,0 ↗</p> <p>7: 10,4* ↓</p> <p>8: 9,9 ←</p> <p>9: 9,2 ←</p> <p>10: 10,9* ↙</p>
Serie 98,0	Serie 98,0	Serie 97,0	Serie 97,0
Sum 294,0	Sum 294,0	Sum 391,0	Sum 391,0

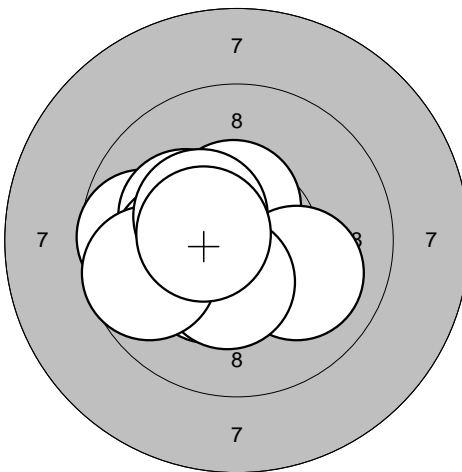
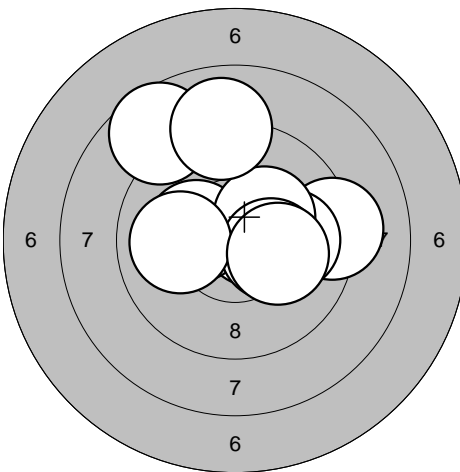
<p>Series 5</p> 	<p>1: 10,4* ↓</p> <p>2: 10,2* ↓</p> <p>3: 10,3* ↓</p> <p>4: 10,0 ←</p> <p>5: 10,1 ←</p> <p>6: 9,1 ↗</p> <p>7: 9,9 ↙</p> <p>8: 10,3* ↓</p> <p>9: 10,2* ←</p> <p>10: 10,4* ↙</p>	<p>Series 6</p> 	<p>1: 10,7* ↓</p> <p>2: 10,3* ↙</p> <p>3: 10,0 →</p> <p>4: 10,2* ←</p> <p>5: 10,6* ↗</p> <p>6: 10,8* ↓</p> <p>7: 10,3* ↓</p> <p>8: 9,2 ←</p> <p>9: 10,4* ↗</p> <p>10: 9,4 ↓</p>
Serie 98,0	Serie 98,0	Serie 98,0	Serie 98,0
Sum 489,0	Sum 489,0	Sum 587,0	Sum 587,0

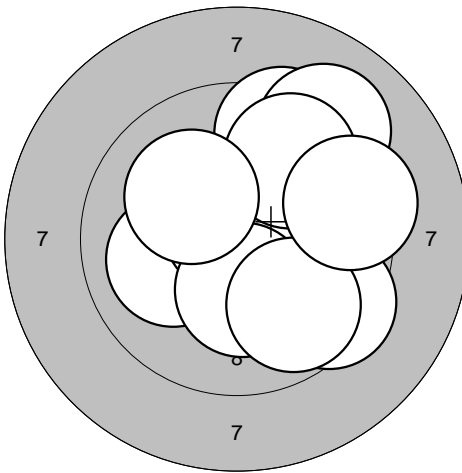
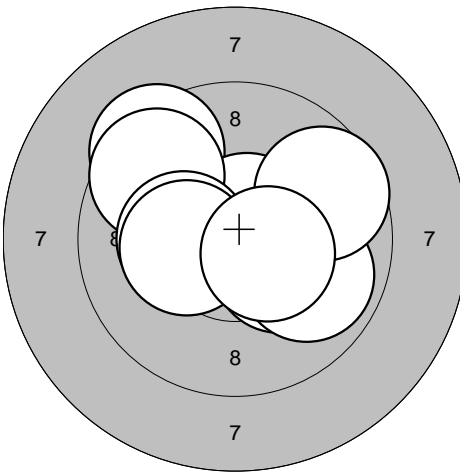
<p>Series 1</p> 	<p>1: 9,2 ↓</p> <p>2: 8,5 ←</p> <p>3: 9,6 ↓</p> <p>4: 9,4 ↓</p> <p>5: 8,7 ↗</p> <p>6: 10,2* ←</p> <p>7: 8,3 ←</p> <p>8: 8,6 ←</p> <p>9: 10,2* ↙</p> <p>10: 9,7 ←</p> <table border="1" style="width:100%; border-collapse: collapse;"> <tr> <td>Serie</td> <td style="text-align: right;">88,0</td> </tr> <tr> <td>Sum</td> <td style="text-align: right;">88,0</td> </tr> </table>	Serie	88,0	Sum	88,0	<p>Series 2</p> 	<p>1: 9,2 ↙</p> <p>2: 8,6 →</p> <p>3: 8,9 →</p> <p>4: 9,4 ↘</p> <p>5: 10,5* ↙</p> <p>6: 9,9 ↗</p> <p>7: 9,2 ←</p> <p>8: 7,6 →</p> <p>9: 9,9 ↓</p> <p>10: 9,8 ↓</p> <table border="1" style="width:100%; border-collapse: collapse;"> <tr> <td>Serie</td> <td style="text-align: right;">87,0</td> </tr> <tr> <td>Sum</td> <td style="text-align: right;">175,0</td> </tr> </table>	Serie	87,0	Sum	175,0
Serie	88,0										
Sum	88,0										
Serie	87,0										
Sum	175,0										

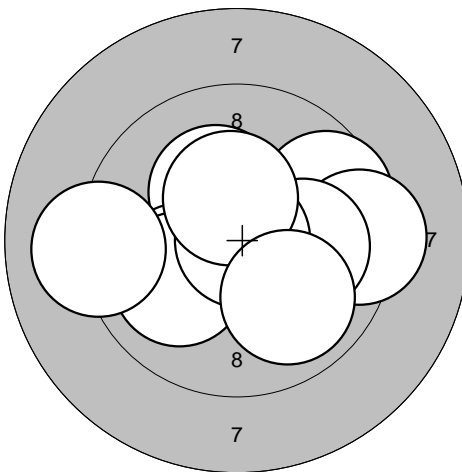
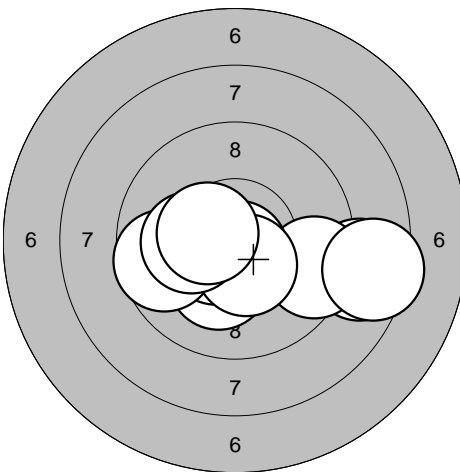
<p>Series 3</p> 	<p>1: 9,4 ↓</p> <p>2: 8,8 ↙</p> <p>3: 10,2* ↙</p> <p>4: 10,2* →</p> <p>5: 9,8 ←</p> <p>6: 10,5* →</p> <p>7: 9,1 ←</p> <p>8: 10,1 ↙</p> <p>9: 9,0 ↓</p> <p>10: 8,9 ←</p> <table border="1" style="width:100%; border-collapse: collapse;"> <tr> <td>Serie</td> <td style="text-align: right;">92,0</td> </tr> <tr> <td>Sum</td> <td style="text-align: right;">267,0</td> </tr> </table>	Serie	92,0	Sum	267,0	<p>Series 4</p> 	<p>1: 9,2 ↓</p> <p>2: 10,1 ↓</p> <p>3: 8,9 ↗</p> <p>4: 10,5* →</p> <p>5: 9,3 ↘</p> <p>6: 10,3* ↓</p> <p>7: 9,0 ←</p> <p>8: 8,2 ←</p> <p>9: 9,0 ↙</p> <p>10: 9,1 ←</p> <table border="1" style="width:100%; border-collapse: collapse;"> <tr> <td>Serie</td> <td style="text-align: right;">91,0</td> </tr> <tr> <td>Sum</td> <td style="text-align: right;">358,0</td> </tr> </table>	Serie	91,0	Sum	358,0
Serie	92,0										
Sum	267,0										
Serie	91,0										
Sum	358,0										

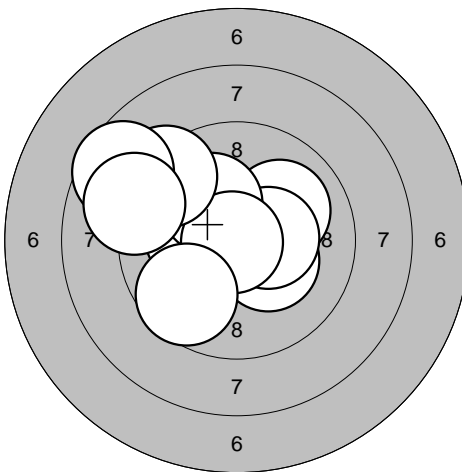
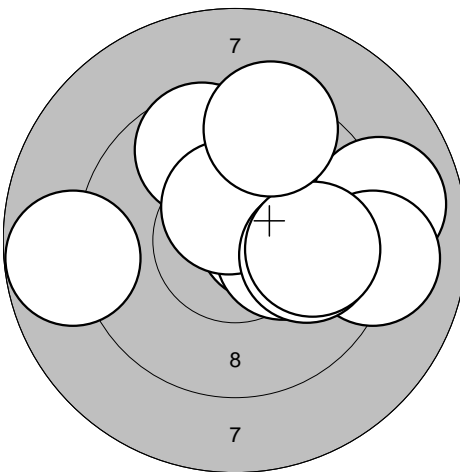
<p>Series 5</p> 	<p>1: 9,8 ↗</p> <p>2: 9,1 →</p> <p>3: 9,5 →</p> <p>4: 8,8 ↙</p> <p>5: 8,6 →</p> <p>6: 9,7 ↗</p> <p>7: 10,1 →</p> <p>8: 8,9 ←</p> <p>9: 10,0 →</p> <p>10: 8,4 →</p> <table border="1" style="width:100%; border-collapse: collapse;"> <tr> <td>Serie</td> <td style="text-align: right;">88,0</td> </tr> <tr> <td>Sum</td> <td style="text-align: right;">446,0</td> </tr> </table>	Serie	88,0	Sum	446,0	<p>Series 6</p> 	<p>1: 9,9 ↓</p> <p>2: 8,6 ↙</p> <p>3: 9,9 ↗</p> <p>4: 10,2* ↗</p> <p>5: 10,2* ↓</p> <p>6: 10,3* ↘</p> <p>7: 8,5 ↗</p> <p>8: 9,7 ↗</p> <p>9: 9,9 ↘</p> <p>10: 9,0 ↗</p> <table border="1" style="width:100%; border-collapse: collapse;"> <tr> <td>Serie</td> <td style="text-align: right;">91,0</td> </tr> <tr> <td>Sum</td> <td style="text-align: right;">537,0</td> </tr> </table>	Serie	91,0	Sum	537,0
Serie	88,0										
Sum	446,0										
Serie	91,0										
Sum	537,0										

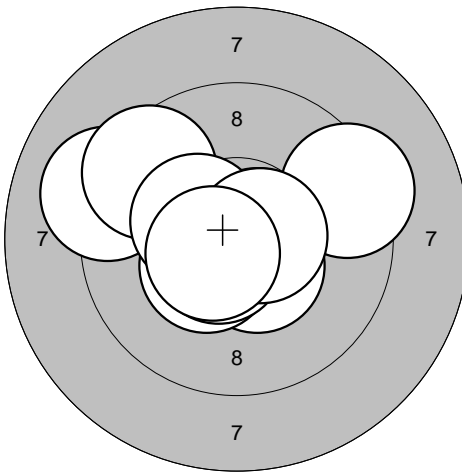
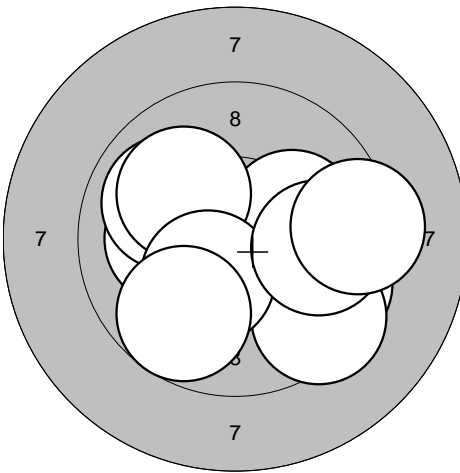


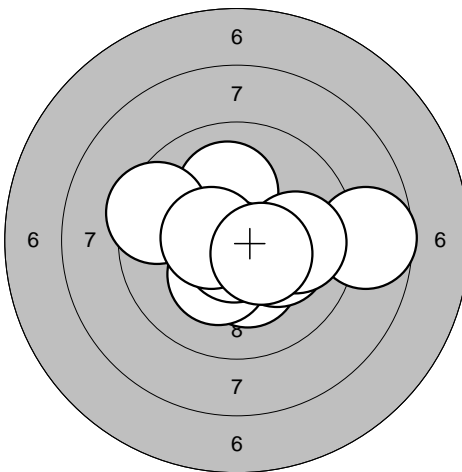
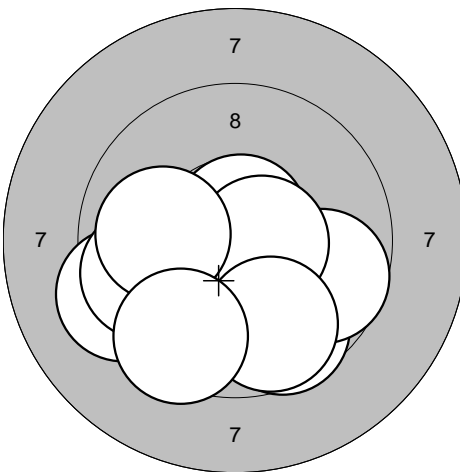
<p>Series 1</p> 	<p>1: 10,4* ↘ 2: 9,7 ← 3: 10,5* ↑ 4: 10,1 → 5: 10,2* ↗ 6: 10,2* ← 7: 10,4* ↓ 8: 9,7 ← 9: 10,4* ↗ 10: 10,5* ←</p> <table border="1" style="width:100%; border-collapse: collapse;"> <tr><td>Serie</td><td style="text-align: right;">98,0</td></tr> <tr><td>Sum</td><td style="text-align: right;">98,0</td></tr> </table>	Serie	98,0	Sum	98,0	<p>Series 2</p> 	<p>1: 9,2 → 2: 10,6* → 3: 10,0 → 4: 8,7 ↗ 5: 10,3* ← 6: 10,3* ↗ 7: 10,3* → 8: 10,0 ← 9: 10,2* → 10: 9,0 ↑</p> <table border="1" style="width:100%; border-collapse: collapse;"> <tr><td>Serie</td><td style="text-align: right;">96,0</td></tr> <tr><td>Sum</td><td style="text-align: right;">194,0</td></tr> </table>	Serie	96,0	Sum	194,0
Serie	98,0										
Sum	98,0										
Serie	96,0										
Sum	194,0										

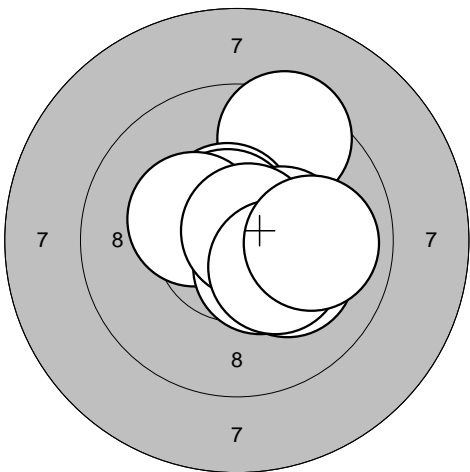
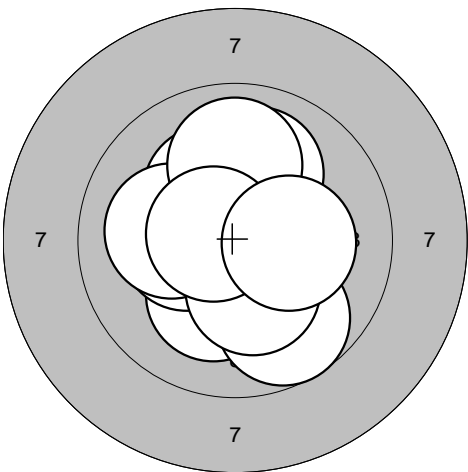
<p>Series 3</p> 	<p>1: 10,1 ← 2: 9,4 → 3: 9,4 ↗ 4: 9,1 ↗ 5: 10,8* ↗ 6: 10,3* ↓ 7: 9,7 ↗ 8: 9,8 ↓ 9: 10,1 ↗ 10: 9,3 →</p> <table border="1" style="width:100%; border-collapse: collapse;"> <tr><td>Serie</td><td style="text-align: right;">94,0</td></tr> <tr><td>Sum</td><td style="text-align: right;">288,0</td></tr> </table>	Serie	94,0	Sum	288,0	<p>Series 4</p> 	<p>1: 9,4 ↗ 2: 10,7* ↗ 3: 10,2* → 4: 9,6 ↗ 5: 10,2* → 6: 9,9 → 7: 10,3* ← 8: 9,7 ↗ 9: 10,3* ← 10: 10,5* →</p> <table border="1" style="width:100%; border-collapse: collapse;"> <tr><td>Serie</td><td style="text-align: right;">96,0</td></tr> <tr><td>Sum</td><td style="text-align: right;">384,0</td></tr> </table>	Serie	96,0	Sum	384,0
Serie	94,0										
Sum	288,0										
Serie	96,0										
Sum	384,0										

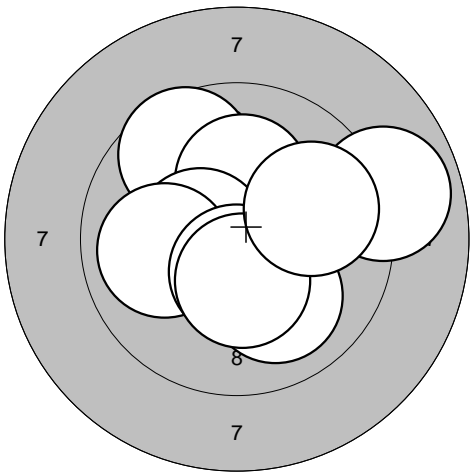
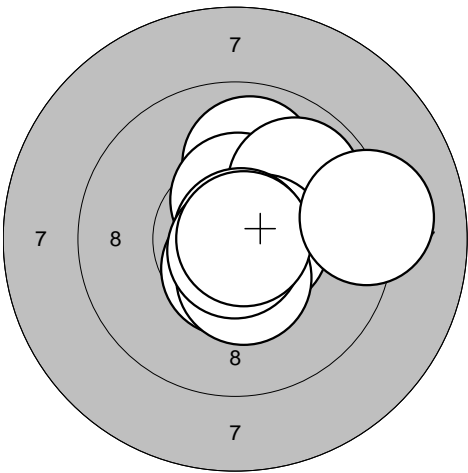
<p>Series 5</p> 	<p>1: 10,3* ↗ 2: 9,6 → 3: 9,3 → 4: 10,1 ← 5: 10,0 ← 6: 10,1 → 7: 10,9* → 8: 10,4* ↑ 9: 9,1 ← 10: 9,9 ↓</p> <table border="1" style="width:100%; border-collapse: collapse;"> <tr><td>Serie</td><td style="text-align: right;">96,0</td></tr> <tr><td>Sum</td><td style="text-align: right;">480,0</td></tr> </table>	Serie	96,0	Sum	480,0	<p>Series 6</p> 	<p>1: 8,7 → 2: 9,5 → 3: 10,2* ↓ 4: 10,6* ← 5: 8,5 → 6: 10,7* ↓ 7: 9,7 ← 8: 10,5* ↓ 9: 10,2* ← 10: 10,4* ←</p> <table border="1" style="width:100%; border-collapse: collapse;"> <tr><td>Serie</td><td style="text-align: right;">94,0</td></tr> <tr><td>Sum</td><td style="text-align: right;">574,0</td></tr> </table>	Serie	94,0	Sum	574,0
Serie	96,0										
Sum	480,0										
Serie	94,0										
Sum	574,0										

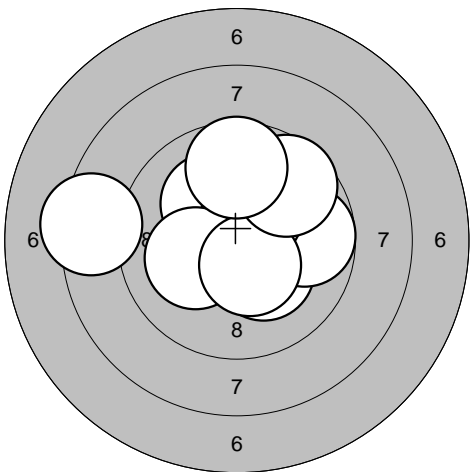
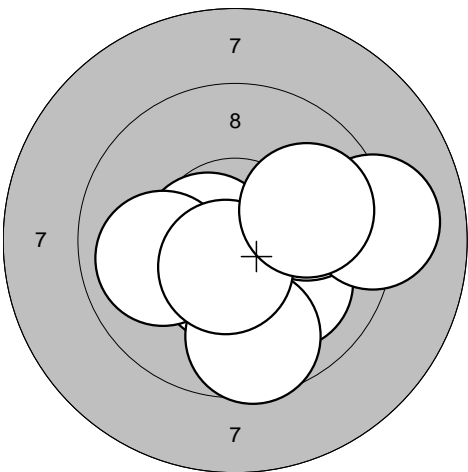
<p>Series 1</p> 	<p>1: 10,3* ↘ 2: 10,0 ↗ 3: 10,2* ← 4: 10,4* → 5: 10,2* ↗ 6: 10,9* ← 7: 9,3 ↗ 8: 8,6 ↗ 9: 9,6 ↘ 10: 9,0 ←</p> <table border="1" style="width:100%; border-collapse: collapse;"> <tr><td>Serie</td><td style="text-align: right;">95,0</td></tr> <tr><td>Sum</td><td style="text-align: right;">95,0</td></tr> </table>	Serie	95,0	Sum	95,0	<p>Series 2</p> 	<p>1: 9,0 → 2: 10,5* → 3: 10,3* → 4: 9,1 → 5: 9,7 ↗ 6: 10,5* ↗ 7: 10,0 → 8: 9,9 → 9: 9,4 ↗ 10: 8,8 ←</p> <table border="1" style="width:100%; border-collapse: collapse;"> <tr><td>Serie</td><td style="text-align: right;">93,0</td></tr> <tr><td>Sum</td><td style="text-align: right;">188,0</td></tr> </table>	Serie	93,0	Sum	188,0
Serie	95,0										
Sum	95,0										
Serie	93,0										
Sum	188,0										

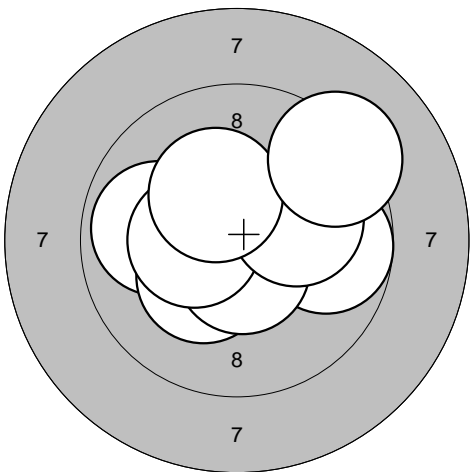
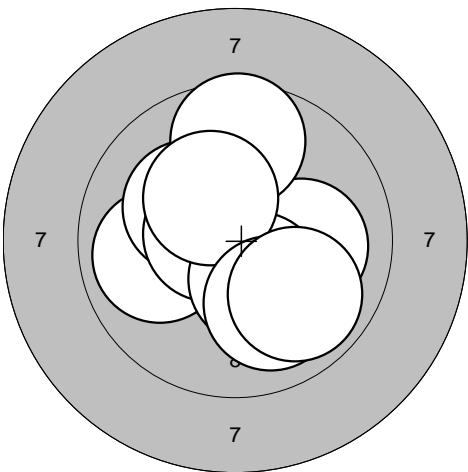
<p>Series 3</p> 	<p>1: 10,5* ↘ 2: 9,1 ← 3: 10,4* ↘ 4: 10,7* → 5: 10,6* ↘ 6: 9,4 → 7: 9,5 ↗ 8: 10,4* ↗ 9: 10,6* → 10: 10,6* ←</p> <table border="1" style="width:100%; border-collapse: collapse;"> <tr><td>Serie</td><td style="text-align: right;">97,0</td></tr> <tr><td>Sum</td><td style="text-align: right;">285,0</td></tr> </table>	Serie	97,0	Sum	285,0	<p>Series 4</p> 	<p>1: 9,6 ↘ 2: 10,1 ← 3: 9,9 ↗ 4: 9,4 ↘ 5: 10,1 → 6: 10,1 ↗ 7: 10,3* ↘ 8: 9,8 → 9: 9,3 → 10: 9,7 ↘</p> <table border="1" style="width:100%; border-collapse: collapse;"> <tr><td>Serie</td><td style="text-align: right;">94,0</td></tr> <tr><td>Sum</td><td style="text-align: right;">379,0</td></tr> </table>	Serie	94,0	Sum	379,0
Serie	97,0										
Sum	285,0										
Serie	94,0										
Sum	379,0										

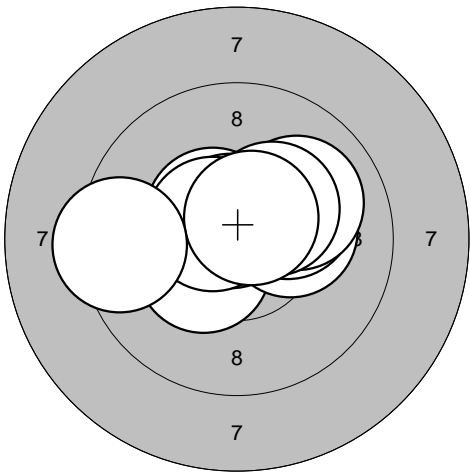
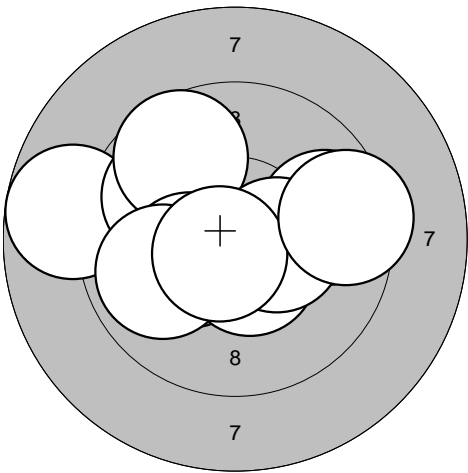
<p>Series 5</p> 	<p>1: 10,1 ↗ 2: 10,3* ↘ 3: 10,3* ↘ 4: 9,5 ← 5: 10,2* → 6: 8,7 → 7: 9,9 → 8: 10,7* ↘ 9: 10,5* ← 10: 10,4* ↘</p> <table border="1" style="width:100%; border-collapse: collapse;"> <tr><td>Serie</td><td style="text-align: right;">96,0</td></tr> <tr><td>Sum</td><td style="text-align: right;">475,0</td></tr> </table>	Serie	96,0	Sum	475,0	<p>Series 6</p> 	<p>1: 9,6 ↘ 2: 9,7 → 3: 10,2* ← 4: 10,7* ↗ 5: 10,6* → 6: 9,3 ← 7: 9,7 ← 8: 9,7 ↘ 9: 10,0 ← 10: 9,5 ↘</p> <table border="1" style="width:100%; border-collapse: collapse;"> <tr><td>Serie</td><td style="text-align: right;">94,0</td></tr> <tr><td>Sum</td><td style="text-align: right;">569,0</td></tr> </table>	Serie	94,0	Sum	569,0
Serie	96,0										
Sum	475,0										
Serie	94,0										
Sum	569,0										

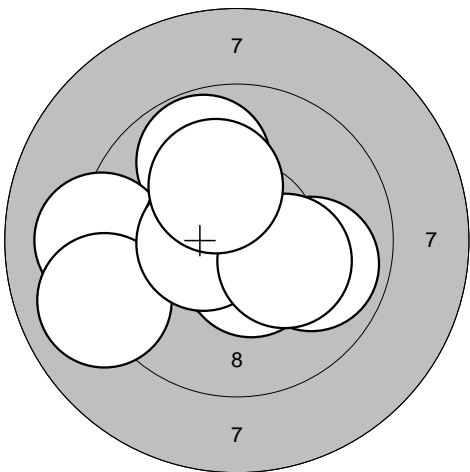
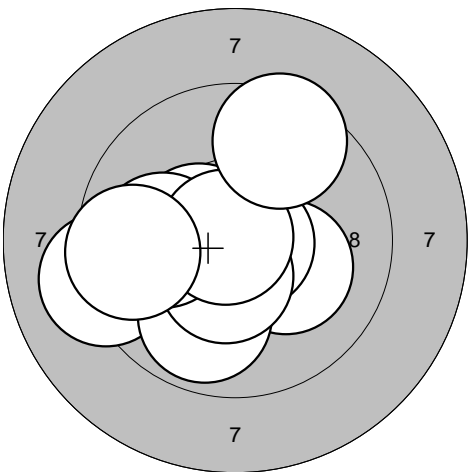
<p>Series 1</p> 	<p>1: 9,4 ↗ 2: 10,5* ↗ 3: 10,6* ↗ 4: 10,3* → 5: 10,3* ↗ 6: 10,5* ↘ 7: 10,7* ↗ 8: 10,1 ↘ 9: 10,3* ↘ 10: 9,9 →</p> <p>Serie 98,0 Sum 98,0</p>	<p>Series 2</p> 	<p>1: 10,2* ↘ 2: 10,3* ← 3: 10,2* ↗ 4: 9,7 ↘ 5: 10,1 ← 6: 10,0 ↗ 7: 9,9 ↗ 8: 10,2* ↘ 9: 10,7* ← 10: 10,2* →</p> <p>Serie 98,0 Sum 196,0</p>
--	---	--	---

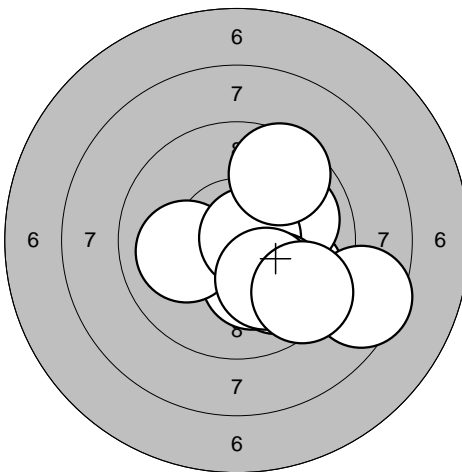
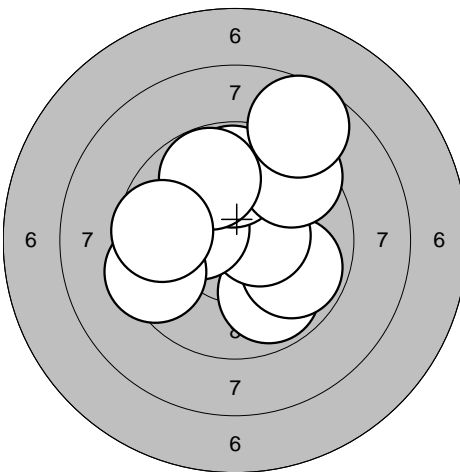
<p>Series 3</p> 	<p>1: 10,2* ↗ 2: 8,9 → 3: 9,6 ↗ 4: 10,2* ↗ 5: 10,5* ← 6: 10,0 ← 7: 10,5* ↘ 8: 10,0 ↘ 9: 10,4* ↘ 10: 9,9 →</p> <p>Serie 96,0 Sum 292,0</p>	<p>Series 4</p> 	<p>1: 9,9 ↗ 2: 10,5* ↘ 3: 10,4* ↗ 4: 9,9 ↗ 5: 10,6* → 6: 10,9* ↗ 7: 10,4* ↘ 8: 10,8* ↘ 9: 10,8* → 10: 9,1 →</p> <p>Serie 97,0 Sum 389,0</p>
---	---	---	---

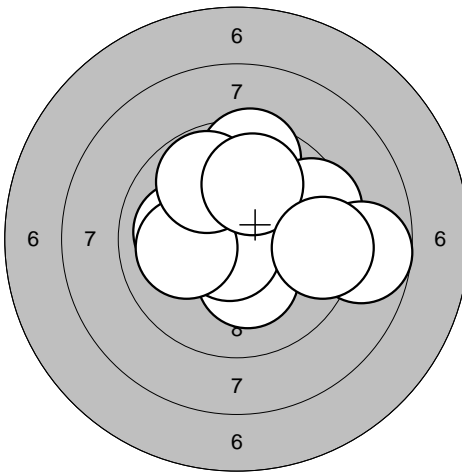
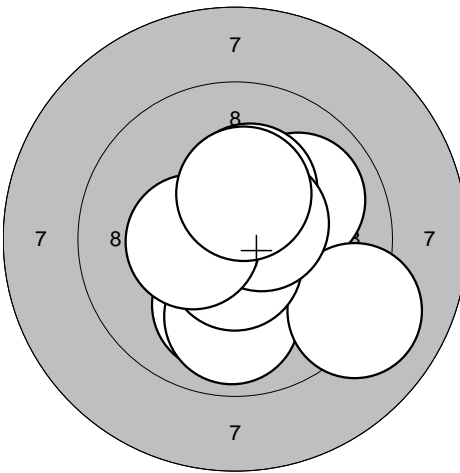
<p>Series 5</p> 	<p>1: 10,2* ↗ 2: 10,5* ↘ 3: 10,2* ↘ 4: 9,8 → 5: 10,4* ↗ 6: 10,1 ← 7: 10,4* ↘ 8: 8,4 ← 9: 9,7 ↗ 10: 9,7 ↗</p> <p>Serie 95,0 Sum 484,0</p>	<p>Series 6</p> 	<p>1: 10,5* ↘ 2: 10,6* ← 3: 10,1 ↘ 4: 10,6* ← 5: 10,0 ← 6: 9,9 → 7: 9,1 → 8: 9,7 ↘ 9: 10,6* ↘ 10: 9,9 →</p> <p>Serie 96,0 Sum 580,0</p>
--	--	--	---

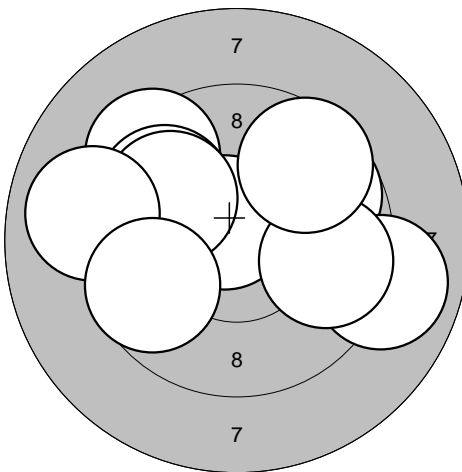
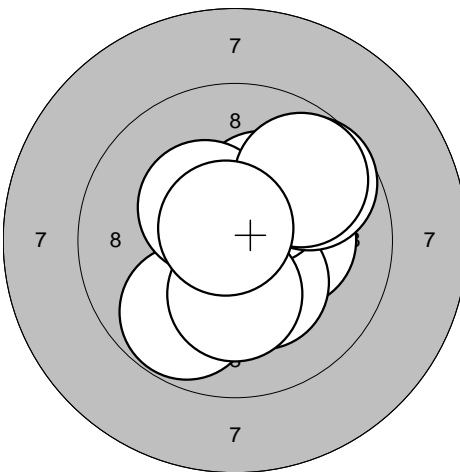
<p>Series 1</p> 	<p>1: 10,8* ↙ 2: 9,9 ← 3: 10,7* ↓ 4: 9,8 → 5: 10,3* ↙ 6: 10,6* ↓ 7: 10,4* ← 8: 10,1 → 9: 10,3* ↗ 10: 9,2 ↗</p> <table border="1" style="width:100%; border-collapse: collapse;"> <tr><td>Serie</td><td style="text-align: right;">97,0</td></tr> <tr><td>Sum</td><td style="text-align: right;">97,0</td></tr> </table>	Serie	97,0	Sum	97,0	<p>Series 2</p> 	<p>1: 9,9 ← 2: 10,2* ↗ 3: 10,3* → 4: 10,6* ← 5: 10,1 → 6: 10,3* ↓ 7: 9,6 ↑ 8: 10,3* ↗ 9: 10,0 ↓ 10: 9,9 ↓</p> <table border="1" style="width:100%; border-collapse: collapse;"> <tr><td>Serie</td><td style="text-align: right;">97,0</td></tr> <tr><td>Sum</td><td style="text-align: right;">194,0</td></tr> </table>	Serie	97,0	Sum	194,0
Serie	97,0										
Sum	97,0										
Serie	97,0										
Sum	194,0										

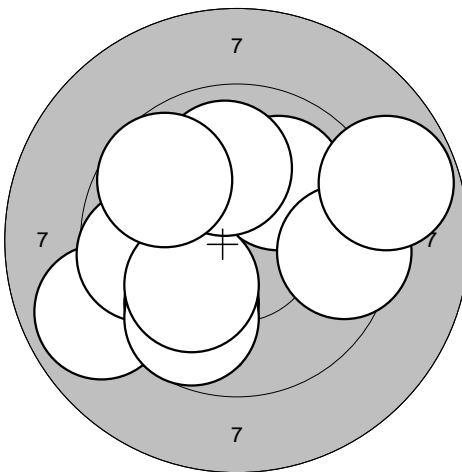
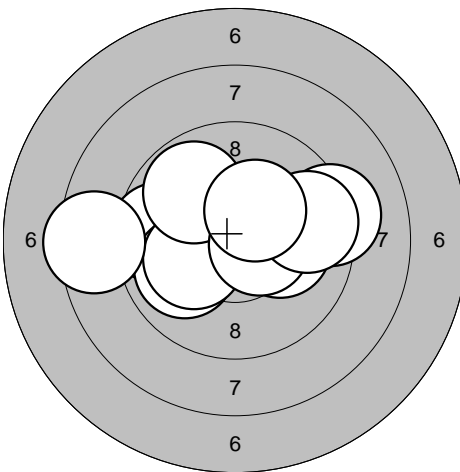
<p>Series 3</p> 	<p>1: 10,4* ↙ 2: 10,5* ↗ 3: 10,7* ↗ 4: 10,2* → 5: 10,2* ↗ 6: 10,6* ↗ 7: 10,0 → 8: 10,3* ↗ 9: 10,6* ↗ 10: 9,4 ←</p> <table border="1" style="width:100%; border-collapse: collapse;"> <tr><td>Serie</td><td style="text-align: right;">99,0</td></tr> <tr><td>Sum</td><td style="text-align: right;">293,0</td></tr> </table>	Serie	99,0	Sum	293,0	<p>Series 4</p> 	<p>1: 8,8 ← 2: 9,9 ↗ 3: 9,7 ↗ 4: 9,7 → 5: 10,3* ← 6: 10,5* ↓ 7: 10,4* → 8: 9,9 ← 9: 10,7* ↙ 10: 9,4 →</p> <table border="1" style="width:100%; border-collapse: collapse;"> <tr><td>Serie</td><td style="text-align: right;">93,0</td></tr> <tr><td>Sum</td><td style="text-align: right;">386,0</td></tr> </table>	Serie	93,0	Sum	386,0
Serie	99,0										
Sum	293,0										
Serie	93,0										
Sum	386,0										

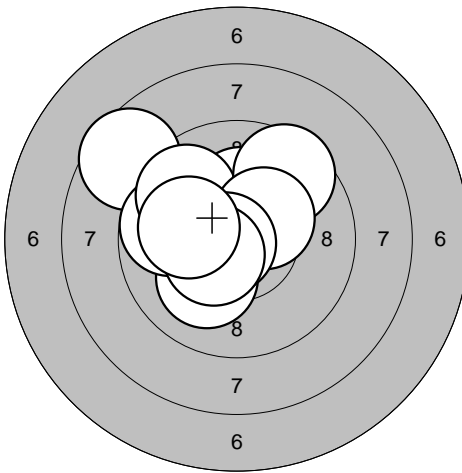
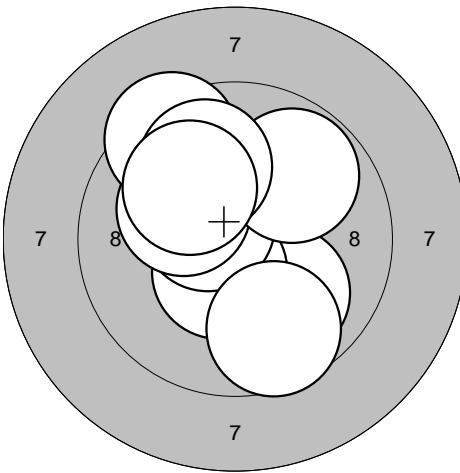
<p>Series 5</p> 	<p>1: 10,5* ↓ 2: 9,8 ↗ 3: 9,9 → 4: 9,2 ← 5: 9,1 ← 6: 10,6* ← 7: 9,0 ← 8: 10,5* ← 9: 10,3* → 10: 10,2* ↗</p> <table border="1" style="width:100%; border-collapse: collapse;"> <tr><td>Serie</td><td style="text-align: right;">95,0</td></tr> <tr><td>Sum</td><td style="text-align: right;">481,0</td></tr> </table>	Serie	95,0	Sum	481,0	<p>Series 6</p> 	<p>1: 10,2* ↘ 2: 9,1 ← 3: 10,8* → 4: 9,9 ↓ 5: 10,5* ← 6: 10,5* ↓ 7: 10,0 ← 8: 10,8* ← 9: 9,6 ← 10: 9,5 ↗</p> <table border="1" style="width:100%; border-collapse: collapse;"> <tr><td>Serie</td><td style="text-align: right;">96,0</td></tr> <tr><td>Sum</td><td style="text-align: right;">577,0</td></tr> </table>	Serie	96,0	Sum	577,0
Serie	95,0										
Sum	481,0										
Serie	96,0										
Sum	577,0										

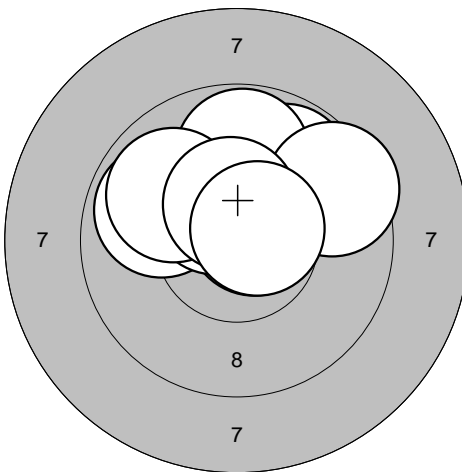
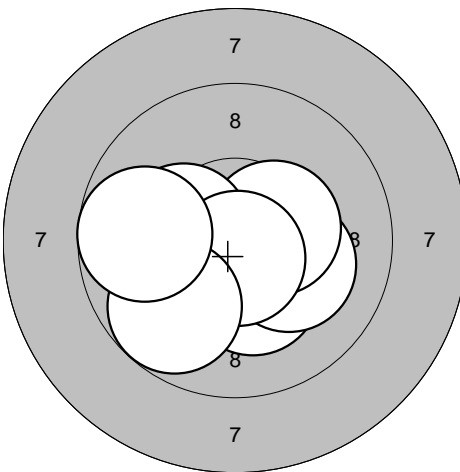
<p>Series 1</p> 	<p>1: 10,2* ↘                  2: 9,8 ↘                  3: 10,1 ←                  4: 8,6 ↘                  5: 9,9 →                  6: 10,7* →                  7: 9,6 ↗                  8: 9,9 ↘                  9: 10,1 ↘                  10: 9,5 ↘</p> <table border="1" style="width:100%; border-collapse: collapse;"> <tr><td>Serie</td><td style="text-align: right;">93,0</td></tr> <tr><td>Sum</td><td style="text-align: right;">93,0</td></tr> </table>	Serie	93,0	Sum	93,0	<p>Series 2</p> 	<p>1: 9,9 ↘                  2: 9,8 ↘                  3: 10,5* →                  4: 10,3* ←                  5: 9,8 ↑                  6: 9,4 ↗                  7: 9,8 ↗                  8: 9,4 ←                  9: 8,7 ↗                  10: 9,7 ←</p> <table border="1" style="width:100%; border-collapse: collapse;"> <tr><td>Serie</td><td style="text-align: right;">91,0</td></tr> <tr><td>Sum</td><td style="text-align: right;">184,0</td></tr> </table>	Serie	91,0	Sum	184,0
Serie	93,0										
Sum	93,0										
Serie	91,0										
Sum	184,0										

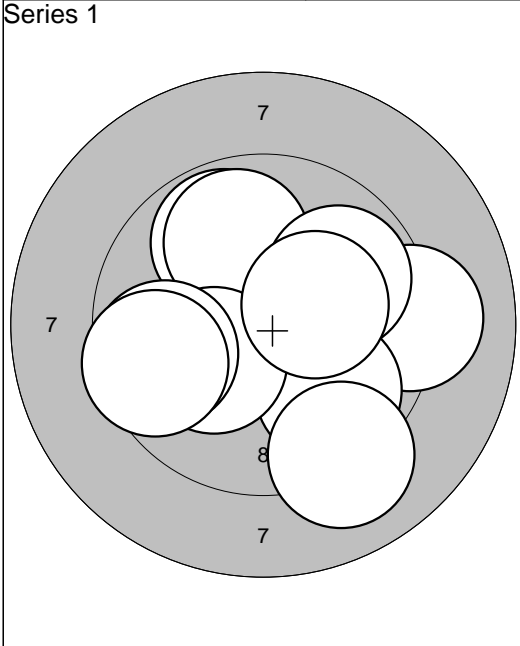
<p>Series 3</p> 	<p>1: 9,5 ↑                  2: 10,0 ←                  3: 9,5 →                  4: 10,3* ↘                  5: 10,7* ↘                  6: 10,1 ←                  7: 9,8 ↗                  8: 10,0 ↑                  9: 8,7 →                  10: 9,4 →</p> <table border="1" style="width:100%; border-collapse: collapse;"> <tr><td>Serie</td><td style="text-align: right;">94,0</td></tr> <tr><td>Sum</td><td style="text-align: right;">278,0</td></tr> </table>	Serie	94,0	Sum	278,0	<p>Series 4</p> 	<p>1: 10,3* ↘                  2: 10,0 ↓                  3: 9,9 ↓                  4: 10,0 ↗                  5: 9,1 ↘                  6: 10,6* ↓                  7: 10,3* ↗                  8: 10,5* ↗                  9: 10,4* ←                  10: 10,3* ↑</p> <table border="1" style="width:100%; border-collapse: collapse;"> <tr><td>Serie</td><td style="text-align: right;">98,0</td></tr> <tr><td>Sum</td><td style="text-align: right;">376,0</td></tr> </table>	Serie	98,0	Sum	376,0
Serie	94,0										
Sum	278,0										
Serie	98,0										
Sum	376,0										

<p>Series 5</p> 	<p>1: 9,8 ↗                  2: 10,6* ↗                  3: 9,4 ↗                  4: 8,9 →                  5: 9,8 ↗                  6: 9,9 ↗                  7: 9,7 →                  8: 9,6 ↗                  9: 9,0 ←                  10: 9,7 ↙</p> <table border="1" style="width:100%; border-collapse: collapse;"> <tr><td>Serie</td><td style="text-align: right;">90,0</td></tr> <tr><td>Sum</td><td style="text-align: right;">466,0</td></tr> </table>	Serie	90,0	Sum	466,0	<p>Series 6</p> 	<p>1: 10,6* ↗                  2: 10,2* →                  3: 10,3* ↘                  4: 10,3* ↗                  5: 9,8 ↘                  6: 10,2* ↓                  7: 10,4* ↗                  8: 9,7 ↗                  9: 9,8 ↗                  10: 10,8* ↗</p> <table border="1" style="width:100%; border-collapse: collapse;"> <tr><td>Serie</td><td style="text-align: right;">97,0</td></tr> <tr><td>Sum</td><td style="text-align: right;">563,0</td></tr> </table>	Serie	97,0	Sum	563,0
Serie	90,0										
Sum	466,0										
Serie	97,0										
Sum	563,0										

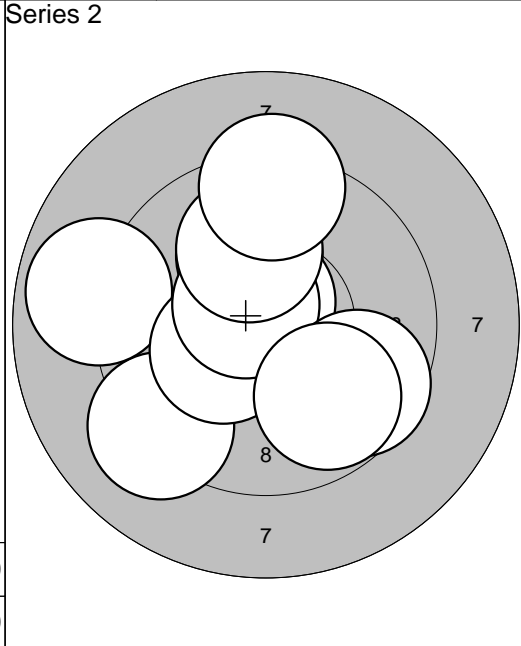
<p><b>Series 1</b></p> 	<p>1: 10,0 ↗ 2: 9,5 → 3: 8,9 ↙ 4: 9,7 ← 5: 9,9 ↘ 6: 9,7 ↘ 7: 10,1 ↘ 8: 8,8 → 9: 10,0 ↑ 10: 9,7 ↙</p> <table border="1" style="width:100%; border-collapse: collapse;"> <tr><td style="text-align: right;">Serie</td><td style="text-align: right;">91,0</td></tr> <tr><td style="text-align: right;">Sum</td><td style="text-align: right;">91,0</td></tr> </table>	Serie	91,0	Sum	91,0	<p><b>Series 2</b></p> 	<p>1: 9,6 ← 2: 9,2 → 3: 10,1 → 4: 9,9 ↙ 5: 10,1 ↙ 6: 8,5 ← 7: 9,8 ↗ 8: 10,5* → 9: 9,6 → 10: 10,3* ↗</p> <table border="1" style="width:100%; border-collapse: collapse;"> <tr><td style="text-align: right;">Serie</td><td style="text-align: right;">93,0</td></tr> <tr><td style="text-align: right;">Sum</td><td style="text-align: right;">184,0</td></tr> </table>	Serie	93,0	Sum	184,0
Serie	91,0										
Sum	91,0										
Serie	93,0										
Sum	184,0										

<p><b>Series 3</b></p> 	<p>1: 8,6 ↙ 2: 10,2* ↑ 3: 10,1 ↘ 4: 9,8 ← 5: 9,8 ↗ 6: 9,5 ↗ 7: 10,4* ↗ 8: 10,7* ← 9: 10,4* ↘ 10: 10,1 ←</p> <table border="1" style="width:100%; border-collapse: collapse;"> <tr><td style="text-align: right;">Serie</td><td style="text-align: right;">95,0</td></tr> <tr><td style="text-align: right;">Sum</td><td style="text-align: right;">279,0</td></tr> </table>	Serie	95,0	Sum	279,0	<p><b>Series 4</b></p> 	<p>1: 10,0 ↘ 2: 10,5* ↗ 3: 10,5* ↘ 4: 10,5* ↙ 5: 10,2* ↗ 6: 9,4 ↗ 7: 9,8 ↗ 8: 9,9 ↗ 9: 10,1 ↗ 10: 9,6 ↘</p> <table border="1" style="width:100%; border-collapse: collapse;"> <tr><td style="text-align: right;">Serie</td><td style="text-align: right;">96,0</td></tr> <tr><td style="text-align: right;">Sum</td><td style="text-align: right;">375,0</td></tr> </table>	Serie	96,0	Sum	375,0
Serie	95,0										
Sum	279,0										
Serie	96,0										
Sum	375,0										

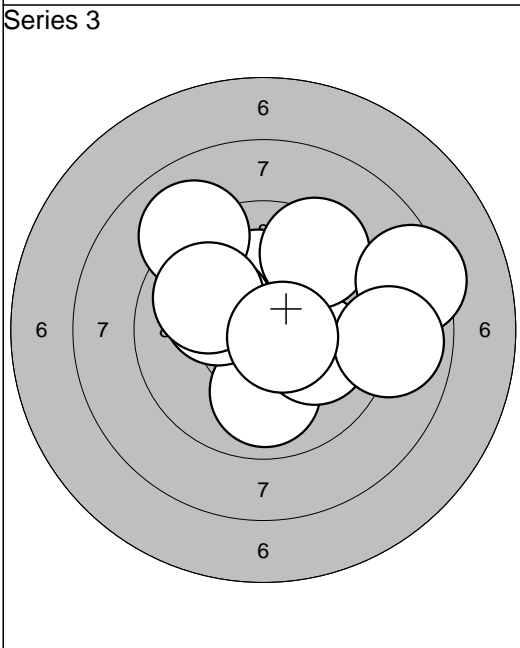
<p><b>Series 5</b></p> 	<p>1: 10,7* ↗ 2: 9,9 ← 3: 10,4* ↗ 4: 10,4* ↗ 5: 9,8 ↗ 6: 9,8 ↑ 7: 9,5 → 8: 9,9 ↙ 9: 10,5* ↑ 10: 10,6* ↗</p> <table border="1" style="width:100%; border-collapse: collapse;"> <tr><td style="text-align: right;">Serie</td><td style="text-align: right;">95,0</td></tr> <tr><td style="text-align: right;">Sum</td><td style="text-align: right;">470,0</td></tr> </table>	Serie	95,0	Sum	470,0	<p><b>Series 6</b></p> 	<p>1: 10,5* → 2: 10,7* ↘ 3: 10,3* ↘ 4: 10,1 → 5: 10,7* ↙ 6: 10,4* → 7: 10,3* ← 8: 10,7* ↘ 9: 9,8 ↘ 10: 9,7 ←</p> <table border="1" style="width:100%; border-collapse: collapse;"> <tr><td style="text-align: right;">Serie</td><td style="text-align: right;">98,0</td></tr> <tr><td style="text-align: right;">Sum</td><td style="text-align: right;">568,0</td></tr> </table>	Serie	98,0	Sum	568,0
Serie	95,0										
Sum	470,0										
Serie	98,0										
Sum	568,0										



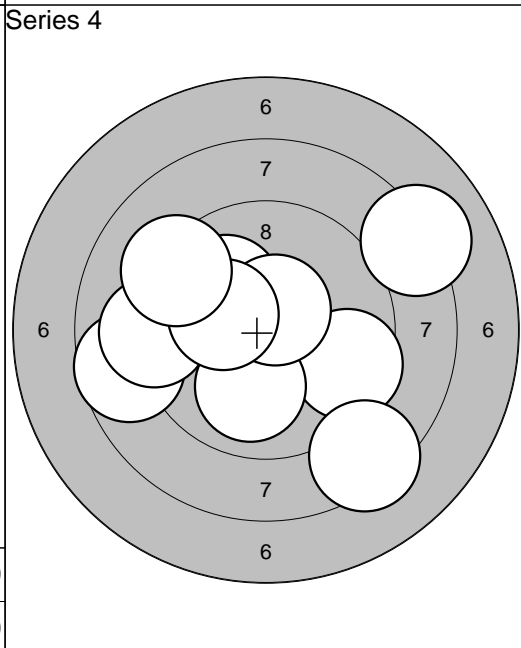
1: 9,1	→
2: 9,8	↗
3: 9,9	↗
4: 9,8	↘
5: 9,1	↘
6: 9,9	↗
7: 10,2*	↖
8: 9,7	←
9: 9,5	←
10: 10,3*	→
<b>Serie</b> 92,0	
<b>Sum</b> 92,0	



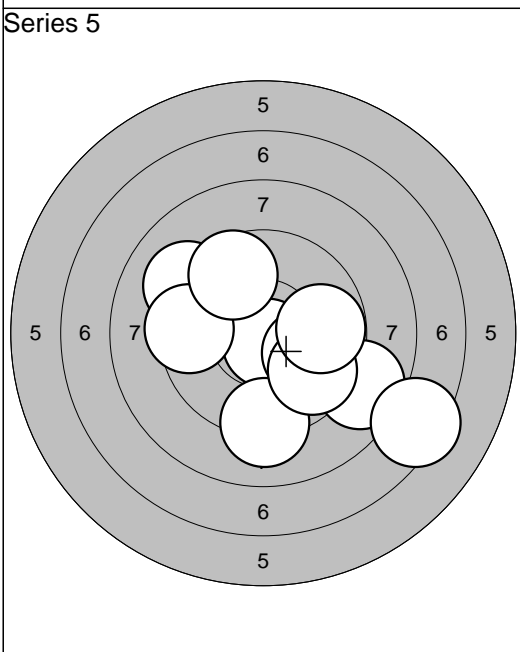
1: 10,1	↗
2: 10,7*	↗
3: 9,2	↘
4: 8,9	←
5: 10,3*	↖
6: 10,6*	↗
7: 10,0	↗
8: 9,3	↗
9: 9,6	↘
10: 9,8	↘
<b>Serie</b> 94,0	
<b>Sum</b> 186,0	



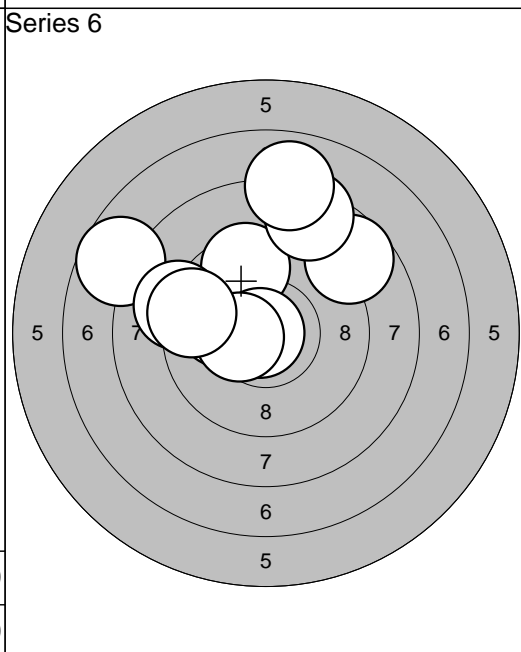
1: 9,9	↓
2: 10,1	→
3: 10,2*	↗
4: 10,2*	↖
5: 9,4	↗
6: 8,4	→
7: 9,1	↗
8: 9,9	↗
9: 8,9	→
10: 10,6*	↘
<b>Serie</b> 92,0	
<b>Sum</b> 278,0	



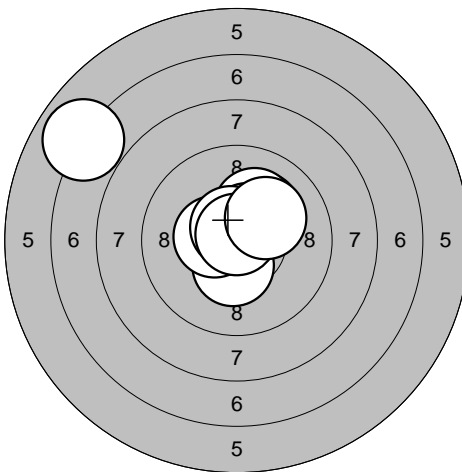
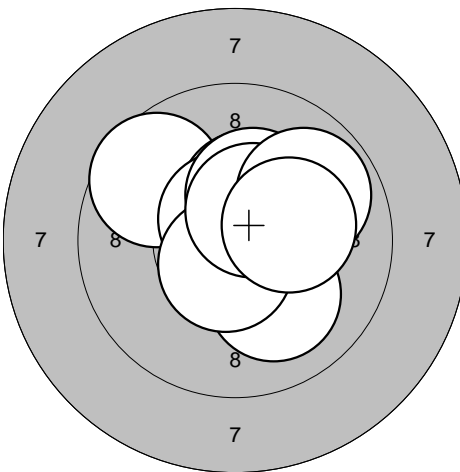
1: 9,5	→
2: 8,4	↘
3: 8,1	↗
4: 10,0	↘
5: 10,0	↗
6: 8,7	←
7: 10,6*	↗
8: 9,1	←
9: 10,2*	↖
10: 9,2	↖
<b>Serie</b> 91,0	
<b>Sum</b> 369,0	

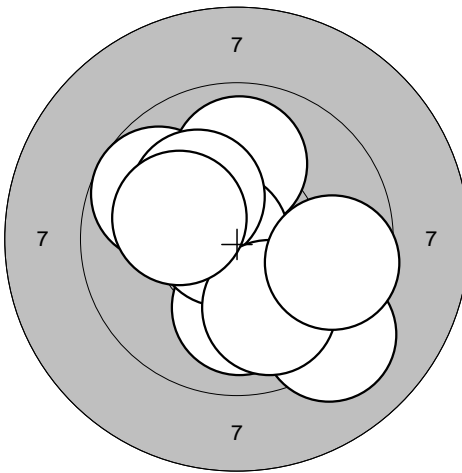
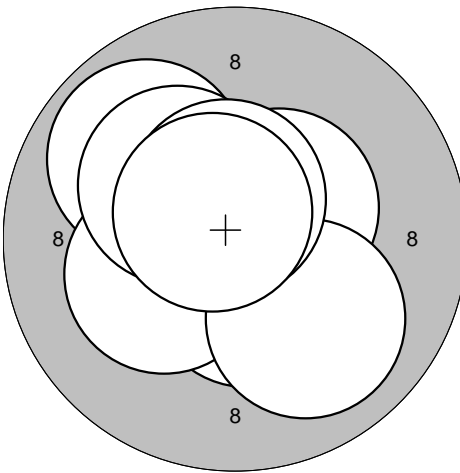


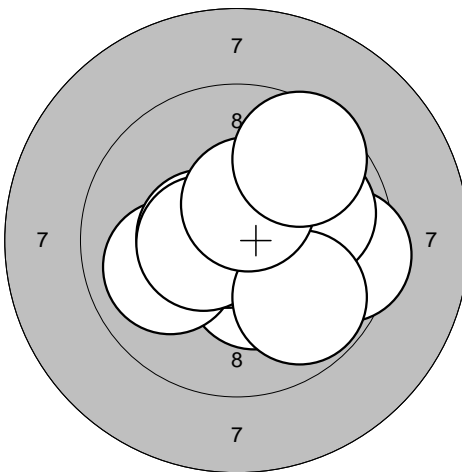
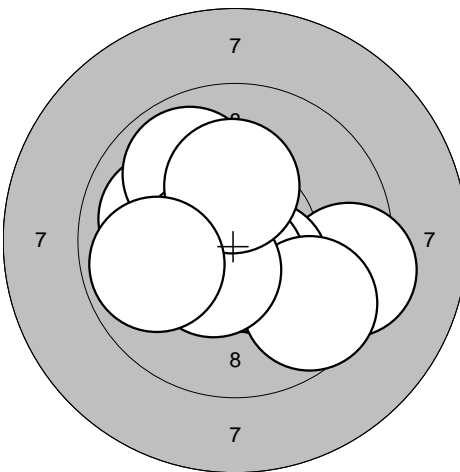
1: 10,7*	↘
2: 8,7	↘
3: 10,0	↘
4: 9,1	↓
5: 9,7	↘
6: 9,1	↗
7: 9,5	←
8: 9,8	→
9: 9,6	↗
10: 7,4	↘
<b>Serie</b> 89,0	
<b>Sum</b> 458,0	



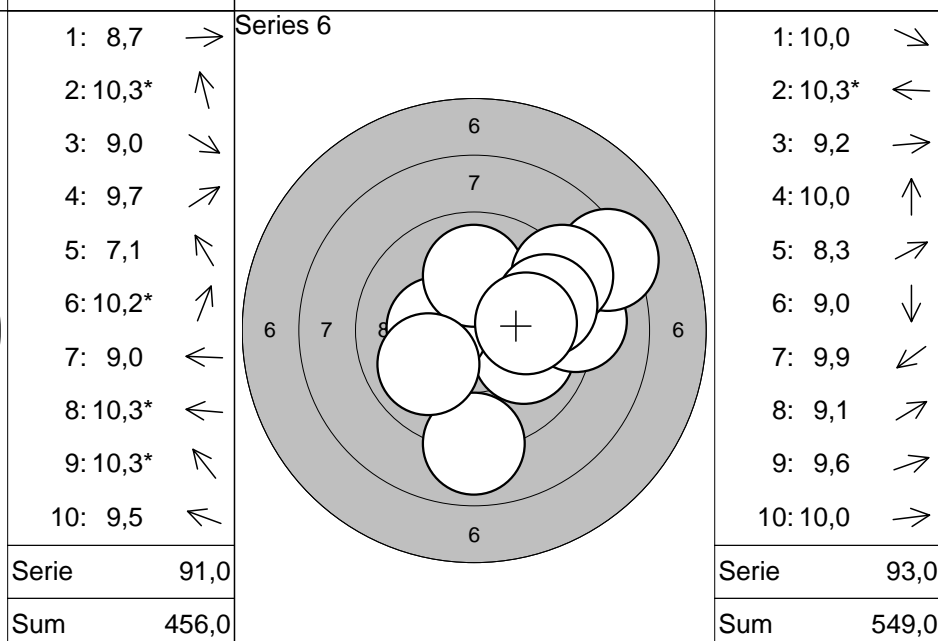
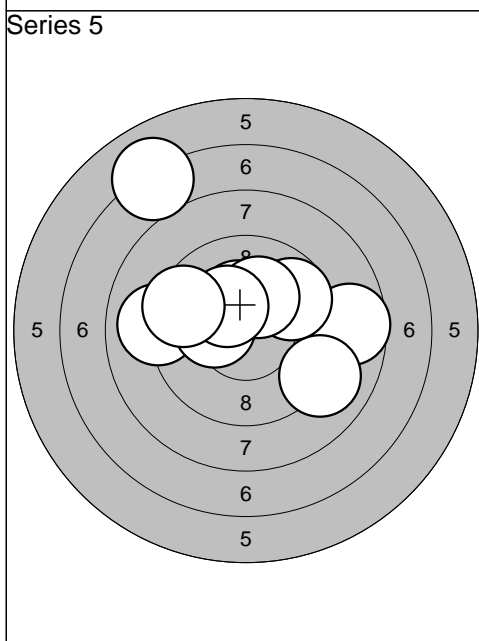
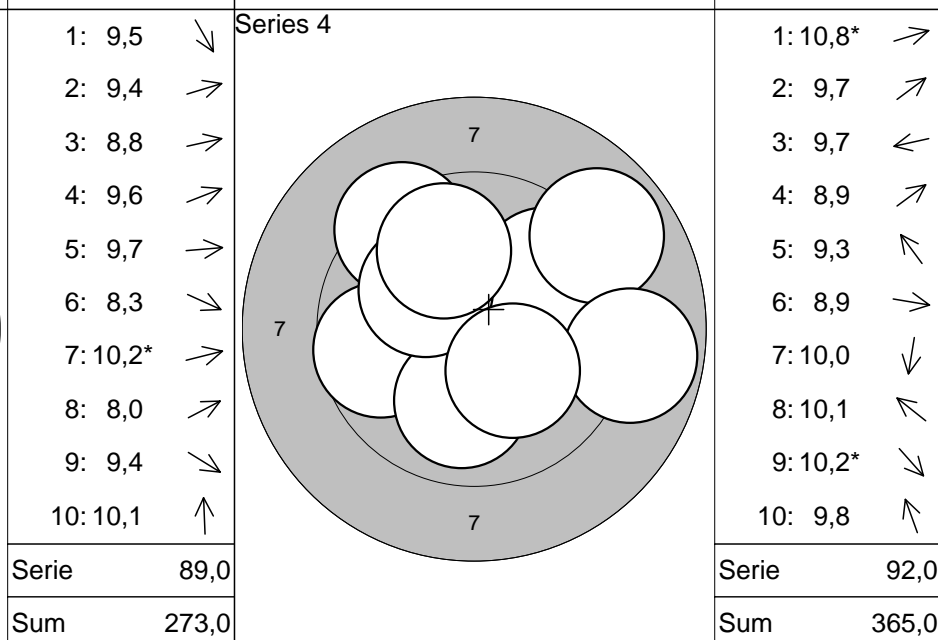
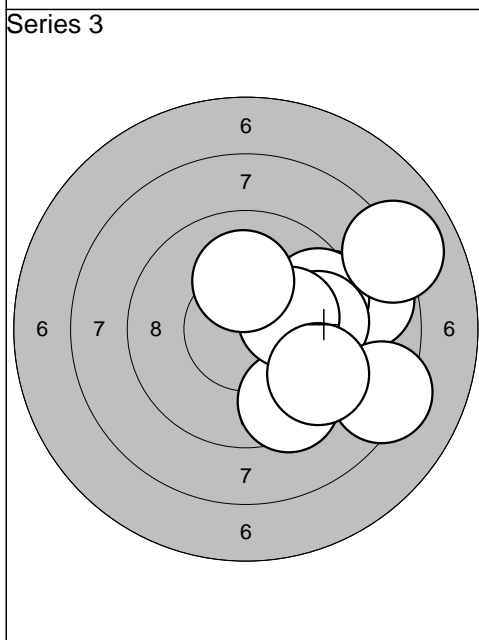
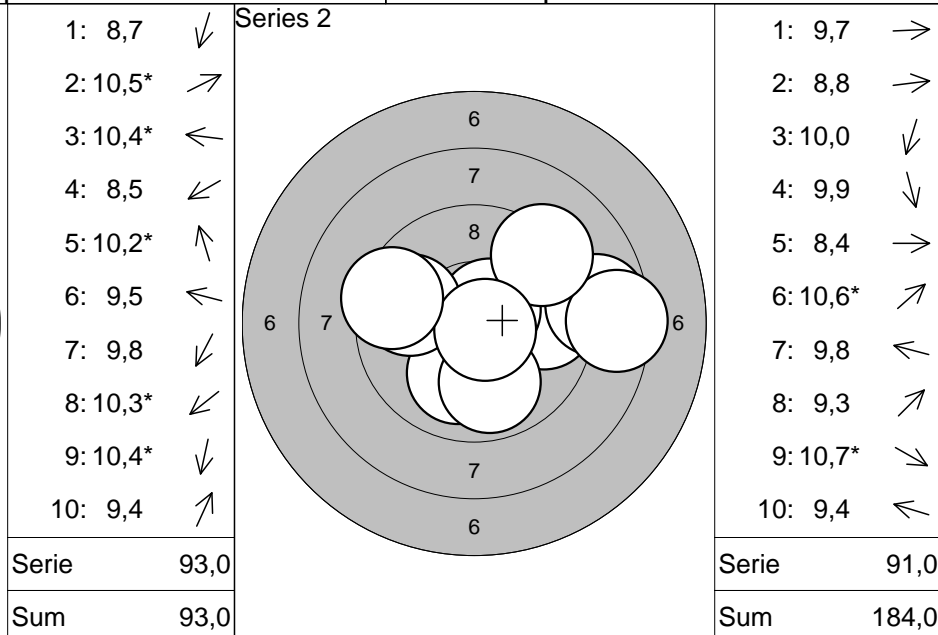
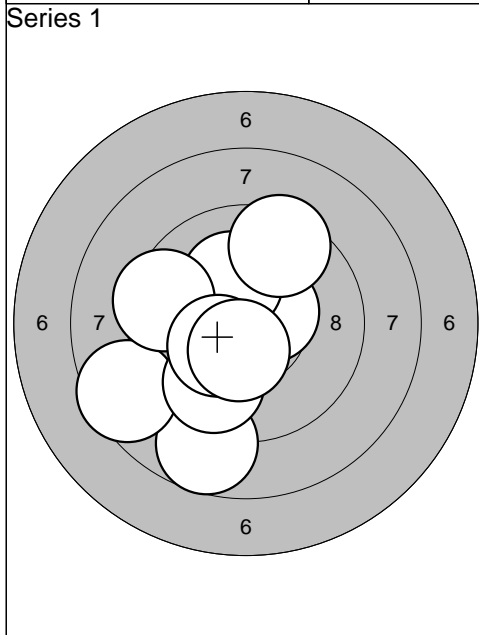
1: 8,7	↗
2: 10,1	←
3: 9,6	↗
4: 8,4	↗
5: 8,0	↗
6: 7,7	↖
7: 10,8*	←
8: 9,1	←
9: 10,4*	←
10: 9,4	←
<b>Serie</b> 88,0	
<b>Sum</b> 546,0	

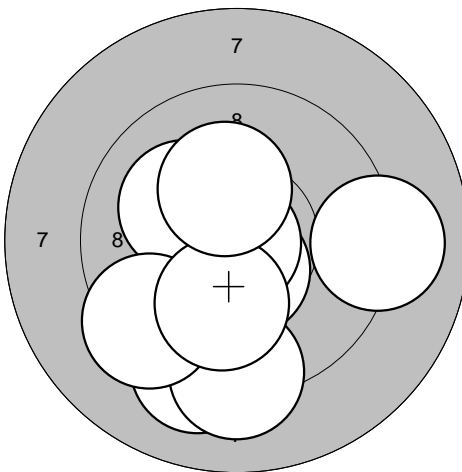
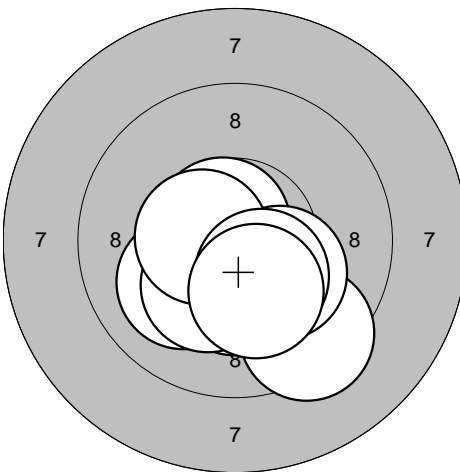
<p>Series 1</p> 	<p>1: 10,1 ↗</p> <p>2: 10,4* ↓</p> <p>3: 10,5* ←</p> <p>4: 10,1 ↗</p> <p>5: 6,9 ↖</p> <p>6: 10,6* ↗</p> <p>7: 10,5* ↗</p> <p>8: 10,6* ↗</p> <p>9: 10,8* ↑</p> <p>10: 10,1 ↗</p> <table border="1" style="width:100%; border-collapse: collapse;"> <tr> <td style="text-align: right;">Serie</td> <td style="text-align: right;">96,0</td> </tr> <tr> <td style="text-align: right;">Sum</td> <td style="text-align: right;">96,0</td> </tr> </table>	Serie	96,0	Sum	96,0	<p>Series 2</p> 	<p>1: 9,6 ↖</p> <p>2: 10,4* ↑</p> <p>3: 10,6* ↗</p> <p>4: 10,5* ↓</p> <p>5: 10,1 ↓</p> <p>6: 10,3* ↑</p> <p>7: 10,6* ↓</p> <p>8: 10,5* ↗</p> <p>9: 9,9 ↗</p> <p>10: 10,2* →</p> <table border="1" style="width:100%; border-collapse: collapse;"> <tr> <td style="text-align: right;">Serie</td> <td style="text-align: right;">98,0</td> </tr> <tr> <td style="text-align: right;">Sum</td> <td style="text-align: right;">194,0</td> </tr> </table>	Serie	98,0	Sum	194,0
Serie	96,0										
Sum	96,0										
Serie	98,0										
Sum	194,0										

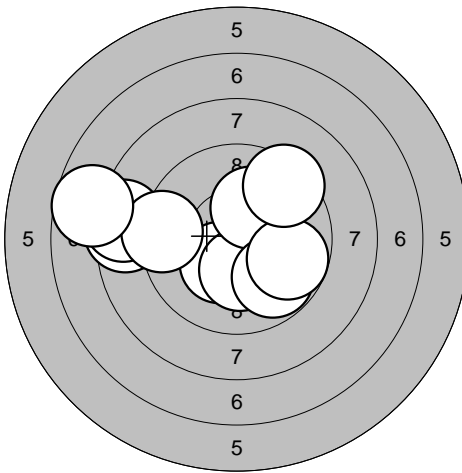
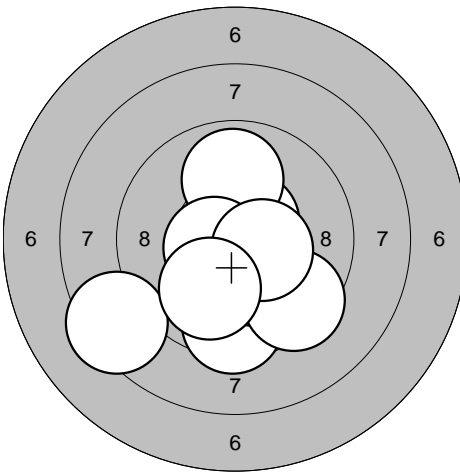
<p>Series 3</p> 	<p>1: 9,7 ↖</p> <p>2: 9,9 ↑</p> <p>3: 10,0 ↓</p> <p>4: 9,2 ↓</p> <p>5: 10,4* ↗</p> <p>6: 10,8* ←</p> <p>7: 10,2* ↗</p> <p>8: 9,9 ↓</p> <p>9: 10,1 ↑</p> <p>10: 9,6 →</p> <table border="1" style="width:100%; border-collapse: collapse;"> <tr> <td style="text-align: right;">Serie</td> <td style="text-align: right;">95,0</td> </tr> <tr> <td style="text-align: right;">Sum</td> <td style="text-align: right;">289,0</td> </tr> </table>	Serie	95,0	Sum	289,0	<p>Series 4</p> 	<p>1: 10,7* ↗</p> <p>2: 10,9* ↑</p> <p>3: 10,5* ↓</p> <p>4: 9,9 ↖</p> <p>5: 10,2* ←</p> <p>6: 10,2* ↗</p> <p>7: 10,5* ↗</p> <p>8: 10,0 ↓</p> <p>9: 10,6* ↑</p> <p>10: 10,6* ↗</p> <table border="1" style="width:100%; border-collapse: collapse;"> <tr> <td style="text-align: right;">Serie</td> <td style="text-align: right;">99,0</td> </tr> <tr> <td style="text-align: right;">Sum</td> <td style="text-align: right;">388,0</td> </tr> </table>	Serie	99,0	Sum	388,0
Serie	95,0										
Sum	289,0										
Serie	99,0										
Sum	388,0										

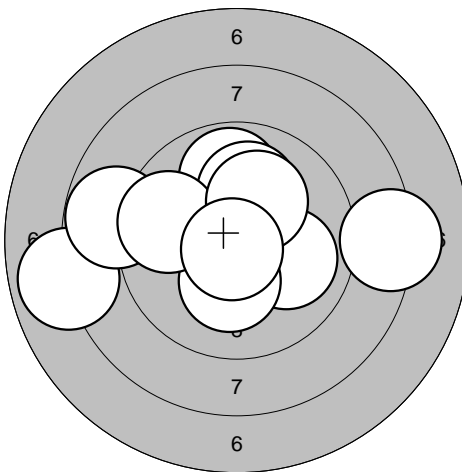
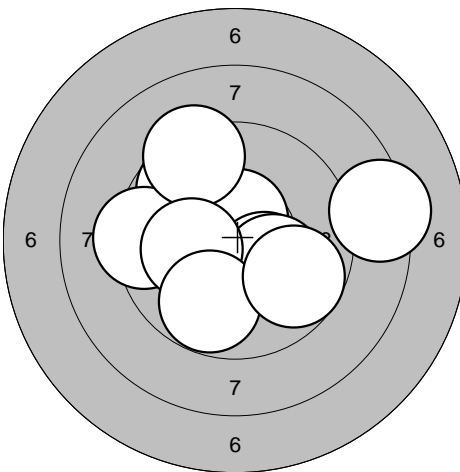
<p>Series 5</p> 	<p>1: 10,3* ↓</p> <p>2: 9,5 →</p> <p>3: 10,0 ←</p> <p>4: 10,8* ←</p> <p>5: 10,5* ←</p> <p>6: 9,9 →</p> <p>7: 10,5* ←</p> <p>8: 9,8 ↓</p> <p>9: 10,5* ↑</p> <p>10: 9,6 ↗</p> <table border="1" style="width:100%; border-collapse: collapse;"> <tr> <td style="text-align: right;">Serie</td> <td style="text-align: right;">96,0</td> </tr> <tr> <td style="text-align: right;">Sum</td> <td style="text-align: right;">484,0</td> </tr> </table>	Serie	96,0	Sum	484,0	<p>Series 6</p> 	<p>1: 9,4 →</p> <p>2: 10,0 ←</p> <p>3: 10,5* ↓</p> <p>4: 10,6* ↓</p> <p>5: 9,6 ↓</p> <p>6: 9,9 ↗</p> <p>7: 10,6* ←</p> <p>8: 10,5* ↓</p> <p>9: 10,2* ↑</p> <p>10: 9,9 ←</p> <table border="1" style="width:100%; border-collapse: collapse;"> <tr> <td style="text-align: right;">Serie</td> <td style="text-align: right;">96,0</td> </tr> <tr> <td style="text-align: right;">Sum</td> <td style="text-align: right;">580,0</td> </tr> </table>	Serie	96,0	Sum	580,0
Serie	96,0										
Sum	484,0										
Serie	96,0										
Sum	580,0										

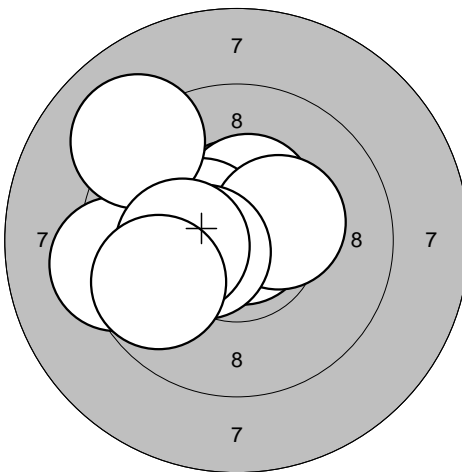
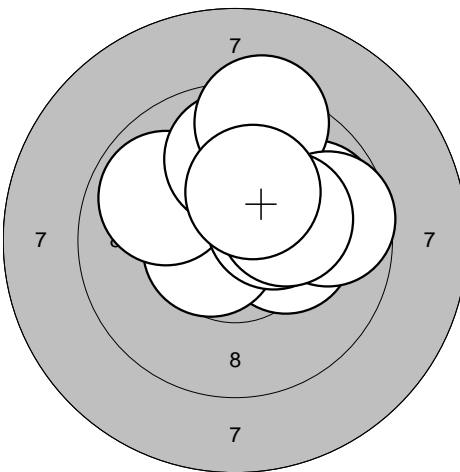


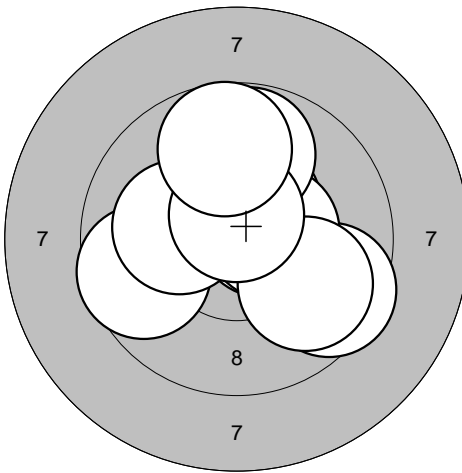
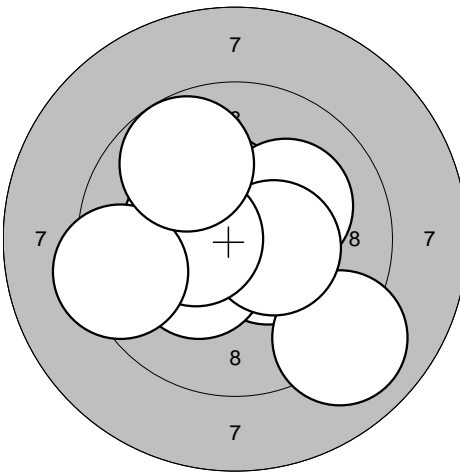


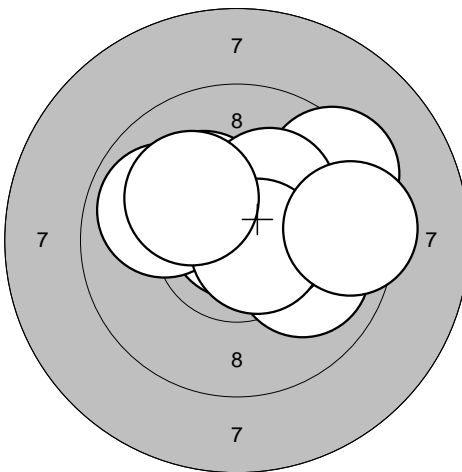
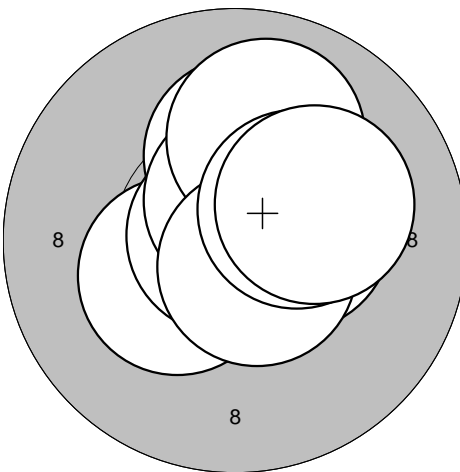
<p>Series 1</p> 	<p>1: 9,4 ↓ 2: 10,5* ↓ 3: 10,9* ↙ 4: 10,1 ↗ 5: 9,2 ↓ 6: 9,1 → 7: 9,2 ↓ 8: 9,4 ↙ 9: 10,1 ↓ 10: 10,3* ↑</p> <table border="1" style="width:100%; border-collapse: collapse;"> <tr><td>Serie</td><td style="text-align: right;">95,0</td></tr> <tr><td>Sum</td><td style="text-align: right;">95,0</td></tr> </table>	Serie	95,0	Sum	95,0	<p>Series 2</p> 	<p>1: 10,3* ↓ 2: 9,4 ↓ 3: 10,8* ↗ 4: 10,1 ↙ 5: 10,7* ↗ 6: 10,2* ↘ 7: 10,3* ↓ 8: 10,5* ← 9: 10,3* ↓ 10: 10,2* ↓</p> <table border="1" style="width:100%; border-collapse: collapse;"> <tr><td>Serie</td><td style="text-align: right;">99,0</td></tr> <tr><td>Sum</td><td style="text-align: right;">194,0</td></tr> </table>	Serie	99,0	Sum	194,0
Serie	95,0										
Sum	95,0										
Serie	99,0										
Sum	194,0										

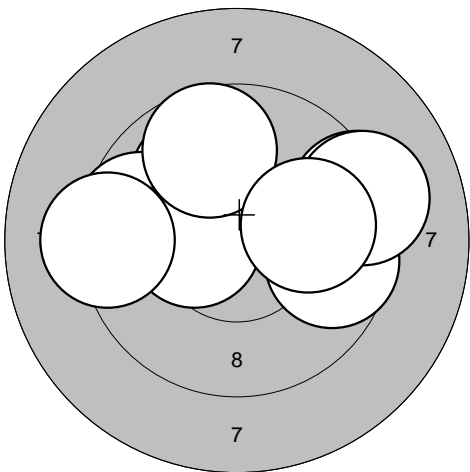
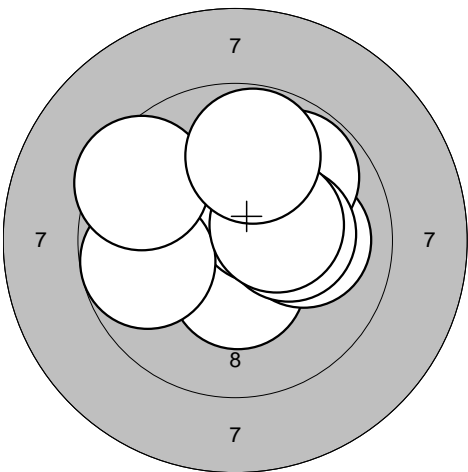
<p>Series 3</p> 	<p>1: 10,3* ↓ 2: 8,5 ← 3: 10,3* ↓ 4: 8,5 ← 5: 9,3 ← 6: 10,2* ↑ 7: 9,8 ↓ 8: 7,7 ← 9: 9,7 → 10: 9,4 ↗</p> <table border="1" style="width:100%; border-collapse: collapse;"> <tr><td>Serie</td><td style="text-align: right;">89,0</td></tr> <tr><td>Sum</td><td style="text-align: right;">283,0</td></tr> </table>	Serie	89,0	Sum	283,0	<p>Series 4</p> 	<p>1: 10,6* ↗ 2: 9,9 ↑ 3: 10,4* ↓ 4: 9,5 ↓ 5: 10,2* ↓ 6: 10,5* ← 7: 9,5 ↓ 8: 10,4* → 9: 8,4 ↙ 10: 10,0 ↓</p> <table border="1" style="width:100%; border-collapse: collapse;"> <tr><td>Serie</td><td style="text-align: right;">95,0</td></tr> <tr><td>Sum</td><td style="text-align: right;">378,0</td></tr> </table>	Serie	95,0	Sum	378,0
Serie	89,0										
Sum	283,0										
Serie	95,0										
Sum	378,0										

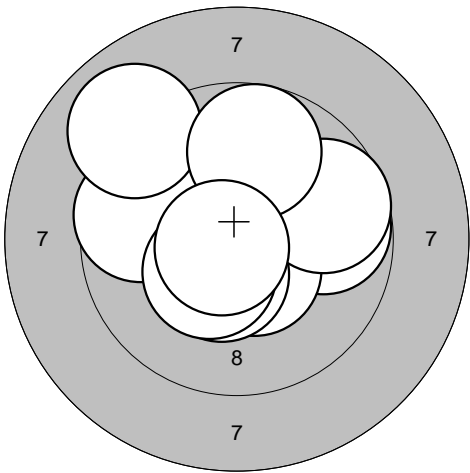
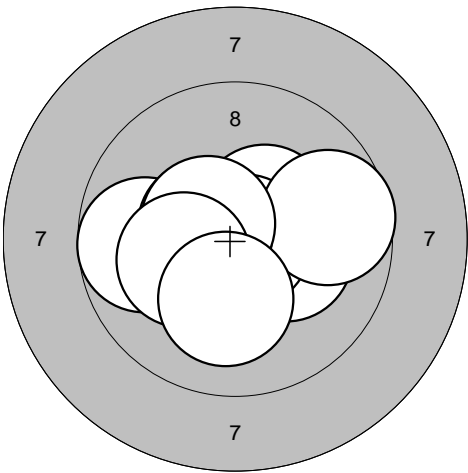
<p>Series 5</p> 	<p>1: 9,9 ↑ 2: 10,0 → 3: 7,9 ← 4: 8,8 ← 5: 10,2* ↓ 6: 10,1 ↑ 7: 9,7 ← 8: 10,2* ↑ 9: 10,8* ↓ 10: 8,2 →</p> <table border="1" style="width:100%; border-collapse: collapse;"> <tr><td>Serie</td><td style="text-align: right;">91,0</td></tr> <tr><td>Sum</td><td style="text-align: right;">469,0</td></tr> </table>	Serie	91,0	Sum	469,0	<p>Series 6</p> 	<p>1: 9,7 ↗ 2: 10,6* ↑ 3: 10,3* ↘ 4: 10,1 ↘ 5: 9,4 ← 6: 9,3 ↑ 7: 10,2* ← 8: 8,3 → 9: 9,8 ↓ 10: 9,7 ↘</p> <table border="1" style="width:100%; border-collapse: collapse;"> <tr><td>Serie</td><td style="text-align: right;">93,0</td></tr> <tr><td>Sum</td><td style="text-align: right;">562,0</td></tr> </table>	Serie	93,0	Sum	562,0
Serie	91,0										
Sum	469,0										
Serie	93,0										
Sum	562,0										

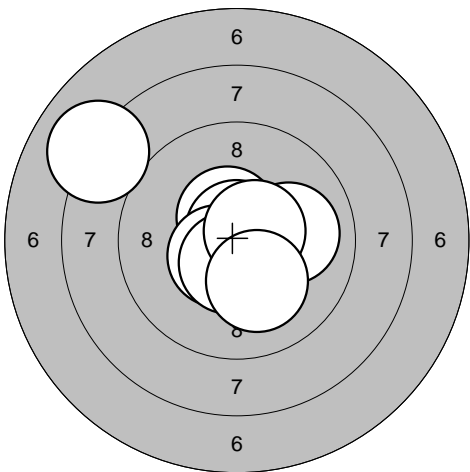
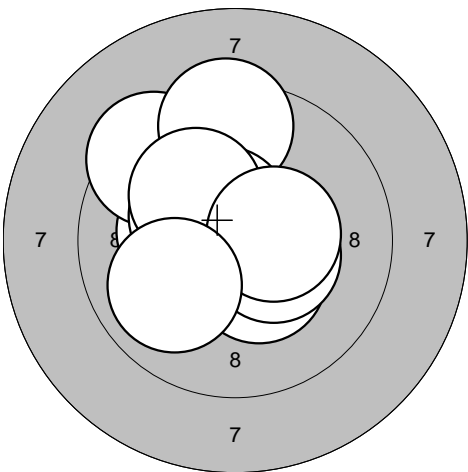
<p>Series 1</p> 	<p>1: 10,5* ↑</p> <p>2: 10,8* →</p> <p>3: 10,4* ↑</p> <p>4: 9,3 ←</p> <p>5: 10,4* ←</p> <p>6: 9,1 ↗</p> <p>7: 10,3* →</p> <p>8: 10,5* ←</p> <p>9: 10,2* ←</p> <p>10: 9,8 ↙</p>	<p>Series 2</p> 	<p>1: 9,8 →</p> <p>2: 10,3* →</p> <p>3: 10,6* ←</p> <p>4: 9,9 ↖</p> <p>5: 9,9 ↑</p> <p>6: 9,3 ↑</p> <p>7: 10,4* →</p> <p>8: 9,7 →</p> <p>9: 10,2* →</p> <p>10: 10,3* ↑</p>
Serie 97,0		Serie 95,0	
Sum 97,0		Sum 192,0	

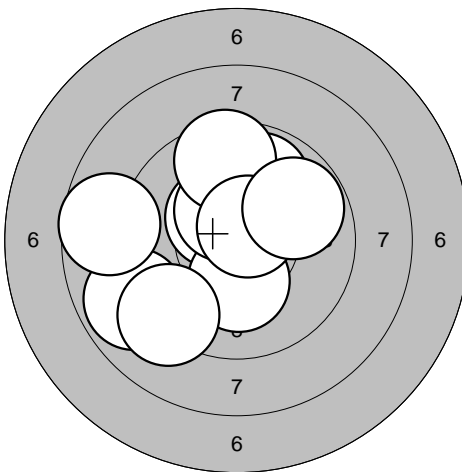
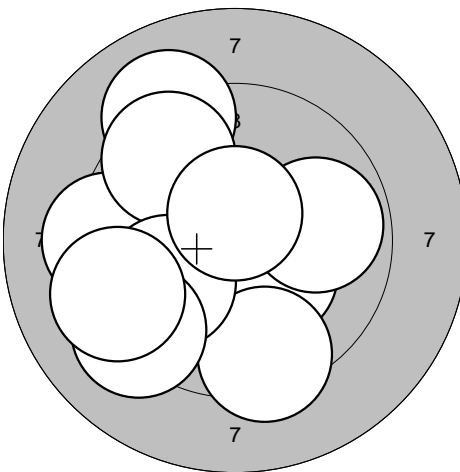
<p>Series 3</p> 	<p>1: 10,6* →</p> <p>2: 9,6 ↘</p> <p>3: 9,6 ←</p> <p>4: 10,4* ↑</p> <p>5: 10,5* →</p> <p>6: 9,8 ↑</p> <p>7: 9,9 ↘</p> <p>8: 10,2* ←</p> <p>9: 10,6* ↑</p> <p>10: 9,7 ↑</p>	<p>Series 4</p> 	<p>1: 10,4* ↘</p> <p>2: 10,4* ↗</p> <p>3: 10,3* ←</p> <p>4: 10,2* →</p> <p>5: 9,0 ↘</p> <p>6: 10,3* ↙</p> <p>7: 10,4* →</p> <p>8: 10,4* ←</p> <p>9: 9,4 ←</p> <p>10: 9,8 ↗</p>
Serie 95,0		Serie 97,0	
Sum 287,0		Sum 384,0	

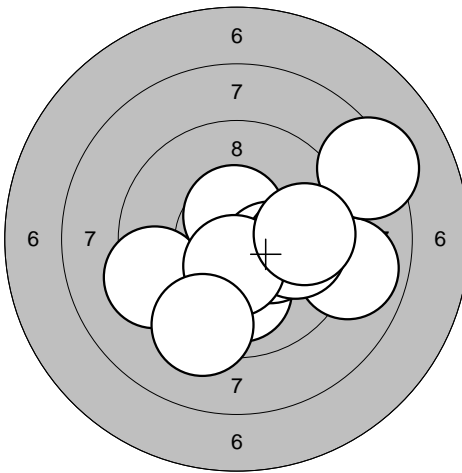
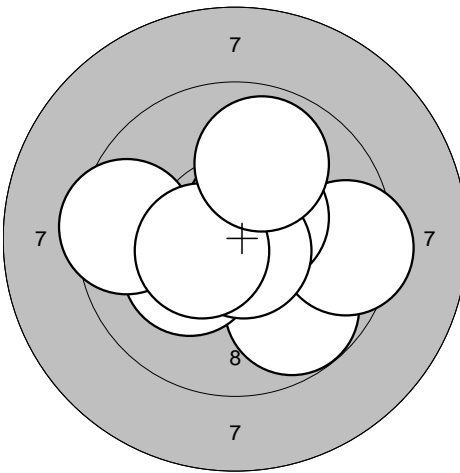
<p>Series 5</p> 	<p>1: 10,0 ↘</p> <p>2: 10,2* ↗</p> <p>3: 9,4 →</p> <p>4: 10,6* →</p> <p>5: 10,8* ↑</p> <p>6: 10,2* ↗</p> <p>7: 9,9 ←</p> <p>8: 10,6* ↘</p> <p>9: 10,1 ↗</p> <p>10: 9,4 →</p>	<p>Series 6</p> 	<p>1: 10,3* ↙</p> <p>2: 10,9* ↖</p> <p>3: 10,2* ↑</p> <p>4: 10,6* ↑</p> <p>5: 10,0 ↑</p> <p>6: 10,2* →</p> <p>7: 10,4* →</p> <p>8: 10,6* ↘</p> <p>9: 10,3* →</p> <p>10: 10,2* →</p>
Serie 97,0		Serie 100,0	
Sum 481,0		Sum 581,0	

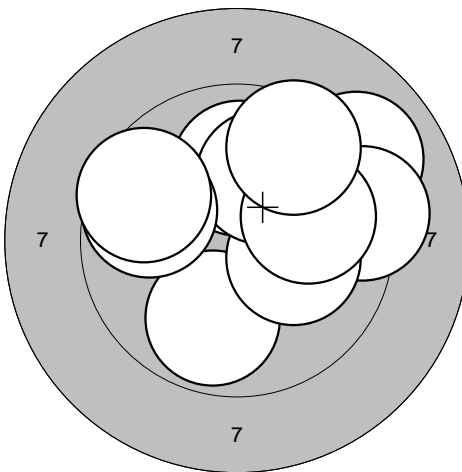
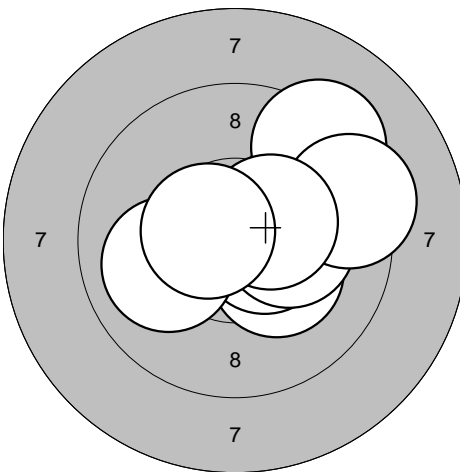
<p>Series 1</p> 	<p>1: 10,0 ↗ 2: 9,2 → 3: 10,3* ← 4: 9,6 ← 5: 10,4* ← 6: 9,7 ↗ 7: 9,6 → 8: 9,2 ← 9: 9,2 → 10: 10,0 →</p> <table border="1" style="width:100%; border-collapse: collapse;"> <tr><td>Serie</td><td style="text-align: right;">94,0</td></tr> <tr><td>Sum</td><td style="text-align: right;">94,0</td></tr> </table>	Serie	94,0	Sum	94,0	<p>Series 2</p> 	<p>1: 10,4* ↓ 2: 10,0 → 3: 10,1 ↗ 4: 9,8 ↗ 5: 10,5* ↗ 6: 9,7 ← 7: 10,2* → 8: 10,3* → 9: 9,5 ↖ 10: 9,8 ↗</p> <table border="1" style="width:100%; border-collapse: collapse;"> <tr><td>Serie</td><td style="text-align: right;">96,0</td></tr> <tr><td>Sum</td><td style="text-align: right;">190,0</td></tr> </table>	Serie	96,0	Sum	190,0
Serie	94,0										
Sum	94,0										
Serie	96,0										
Sum	190,0										

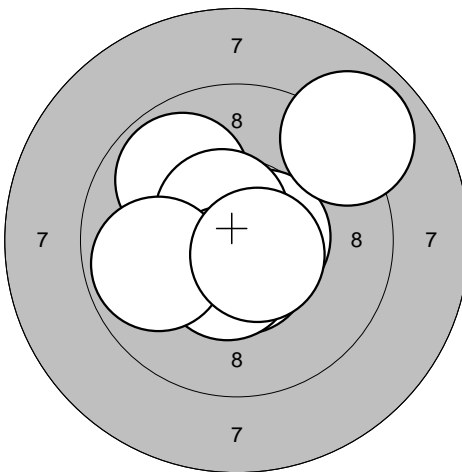
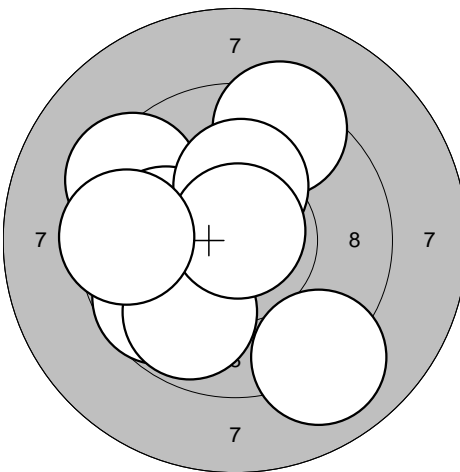
<p>Series 3</p> 	<p>1: 9,8 → 2: 10,6* ↗ 3: 9,6 ← 4: 10,5* ↓ 5: 10,4* ↓ 6: 10,4* ↓ 7: 9,0 ↗ 8: 9,7 → 9: 9,8 ↗ 10: 10,7* ↖</p> <table border="1" style="width:100%; border-collapse: collapse;"> <tr><td>Serie</td><td style="text-align: right;">95,0</td></tr> <tr><td>Sum</td><td style="text-align: right;">285,0</td></tr> </table>	Serie	95,0	Sum	285,0	<p>Series 4</p> 	<p>1: 10,2* → 2: 9,7 ← 3: 10,4* ↗ 4: 10,5* ↖ 5: 10,8* → 6: 9,7 → 7: 10,5* ← 8: 10,5* ↖ 9: 10,2* ← 10: 10,1 ↓</p> <table border="1" style="width:100%; border-collapse: collapse;"> <tr><td>Serie</td><td style="text-align: right;">98,0</td></tr> <tr><td>Sum</td><td style="text-align: right;">383,0</td></tr> </table>	Serie	98,0	Sum	383,0
Serie	95,0										
Sum	285,0										
Serie	98,0										
Sum	383,0										

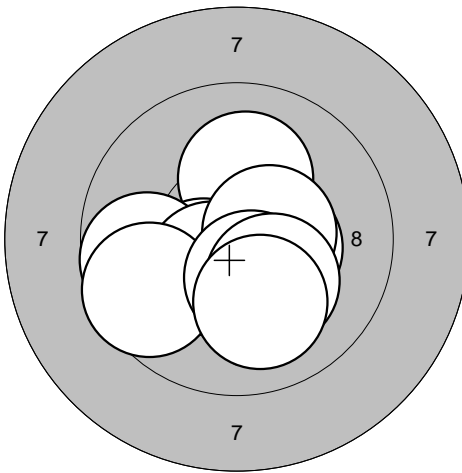
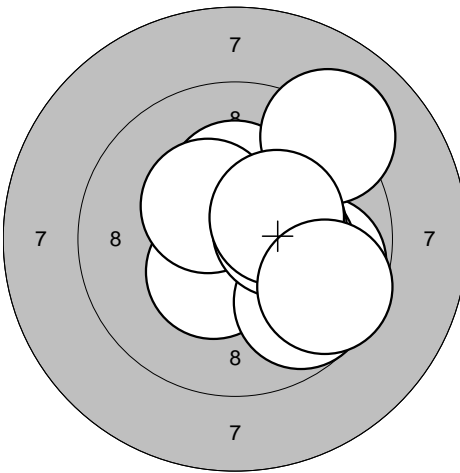
<p>Series 5</p> 	<p>1: 10,5* → 2: 8,0 ↖ 3: 10,5* ↗ 4: 10,8* ↗ 5: 10,0 → 6: 10,5* ↓ 7: 10,5* ↖ 8: 10,5* ↓ 9: 10,6* → 10: 10,2* ↓</p> <table border="1" style="width:100%; border-collapse: collapse;"> <tr><td>Serie</td><td style="text-align: right;">98,0</td></tr> <tr><td>Sum</td><td style="text-align: right;">481,0</td></tr> </table>	Serie	98,0	Sum	481,0	<p>Series 6</p> 	<p>1: 10,3* ← 2: 9,4 ↖ 3: 9,4 ↗ 4: 10,3* ↖ 5: 10,6* ↗ 6: 10,4* ↓ 7: 10,4* → 8: 10,2* ↗ 9: 10,4* → 10: 9,9 ↖</p> <table border="1" style="width:100%; border-collapse: collapse;"> <tr><td>Serie</td><td style="text-align: right;">97,0</td></tr> <tr><td>Sum</td><td style="text-align: right;">578,0</td></tr> </table>	Serie	97,0	Sum	578,0
Serie	98,0										
Sum	481,0										
Serie	97,0										
Sum	578,0										

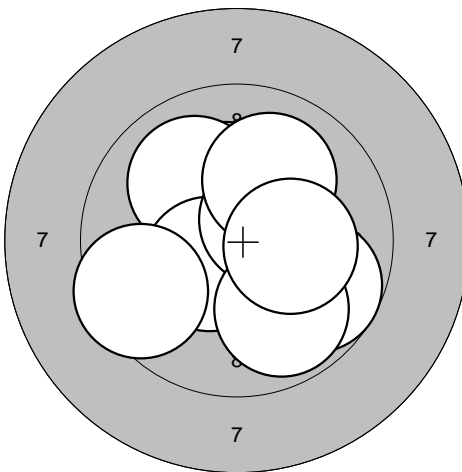
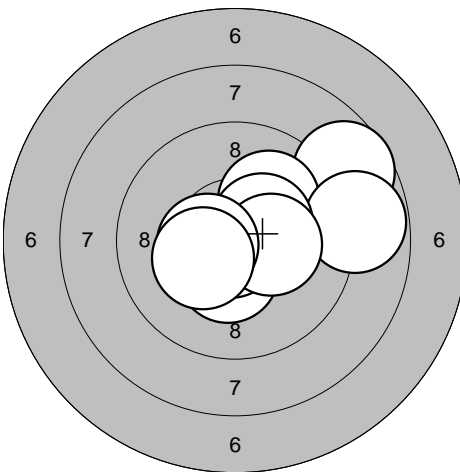
<p>Series 1</p> 	<p>1: 9,9 ↗</p> <p>2: 10,4* ↖</p> <p>3: 8,9 ↙</p> <p>4: 10,2* ↓</p> <p>5: 9,2 ↙</p> <p>6: 10,4* ↗</p> <p>7: 9,5 ↗</p> <p>8: 8,7 ←</p> <p>9: 10,6* ↗</p> <p>10: 9,8 ↗</p>	<p>Series 2</p> 	<p>1: 9,3 ←</p> <p>2: 9,1 ↗</p> <p>3: 9,5 ↗</p> <p>4: 10,3* ↘</p> <p>5: 9,4 ↓</p> <p>6: 9,9 ←</p> <p>7: 9,8 →</p> <p>8: 9,2 ↙</p> <p>9: 9,3 ←</p> <p>10: 10,6* ↑</p>
Serie 92,0	Serie 92,0	Serie 92,0	Serie 92,0
Sum 92,0	Sum 92,0	Sum 184,0	Sum 184,0

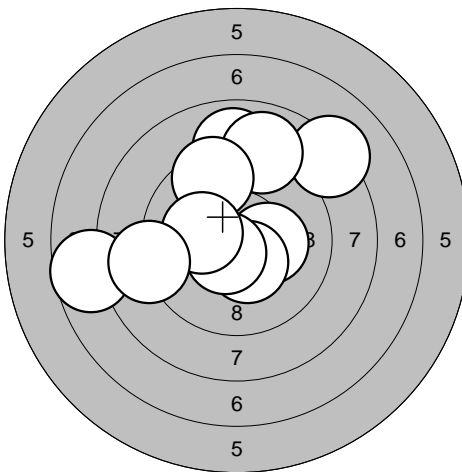
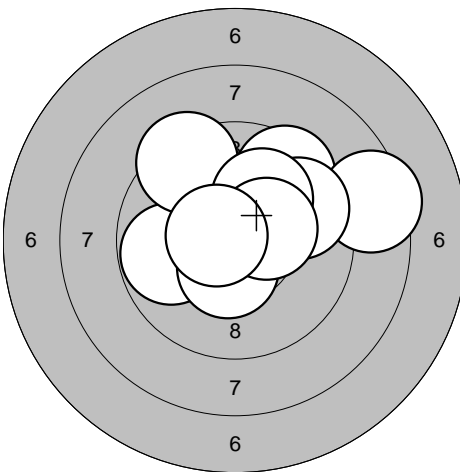
<p>Series 3</p> 	<p>1: 9,4 ←</p> <p>2: 8,9 →</p> <p>3: 10,5* ↑</p> <p>4: 10,0 ↓</p> <p>5: 10,3* →</p> <p>6: 9,9 →</p> <p>7: 10,5* ↓</p> <p>8: 8,3 ↗</p> <p>9: 9,3 ↓</p> <p>10: 9,8 →</p>	<p>Series 4</p> 	<p>1: 9,7 ↘</p> <p>2: 10,2* ↙</p> <p>3: 9,5 ←</p> <p>4: 9,4 →</p> <p>5: 10,5* ↗</p> <p>6: 10,8* ↗</p> <p>7: 10,5* ↗</p> <p>8: 10,7* ↘</p> <p>9: 10,5* ←</p> <p>10: 9,9 ↑</p>
Serie 92,0	Serie 92,0	Serie 96,0	Serie 96,0
Sum 276,0	Sum 276,0	Sum 372,0	Sum 372,0

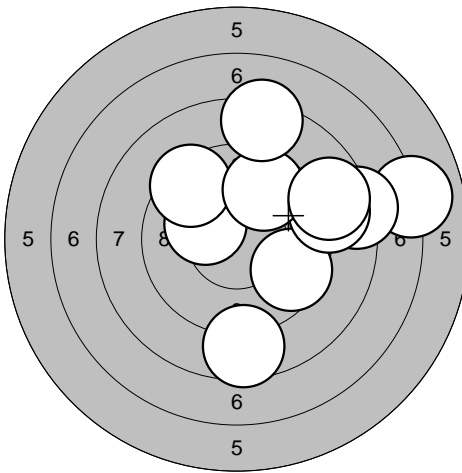
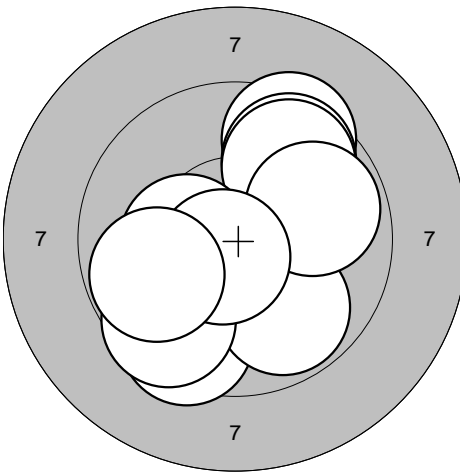
<p>Series 5</p> 	<p>1: 10,0 ↑</p> <p>2: 9,9 ↓</p> <p>3: 9,0 ↗</p> <p>4: 9,2 →</p> <p>5: 10,1 →</p> <p>6: 10,1 ↑</p> <p>7: 9,7 ←</p> <p>8: 9,9 →</p> <p>9: 9,6 ←</p> <p>10: 9,5 ↗</p>	<p>Series 6</p> 	<p>1: 10,7* ←</p> <p>2: 10,1 ↗</p> <p>3: 9,3 ↗</p> <p>4: 10,3* ↘</p> <p>5: 10,5* →</p> <p>6: 10,0 ←</p> <p>7: 10,2* →</p> <p>8: 9,4 →</p> <p>9: 10,4* ↗</p> <p>10: 10,6* ←</p>
Serie 93,0	Serie 93,0	Serie 98,0	Serie 98,0
Sum 465,0	Sum 465,0	Sum 563,0	Sum 563,0

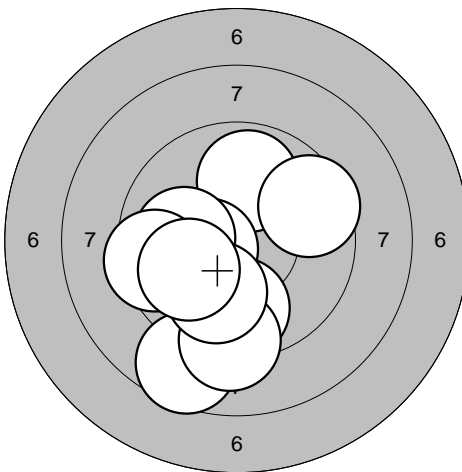
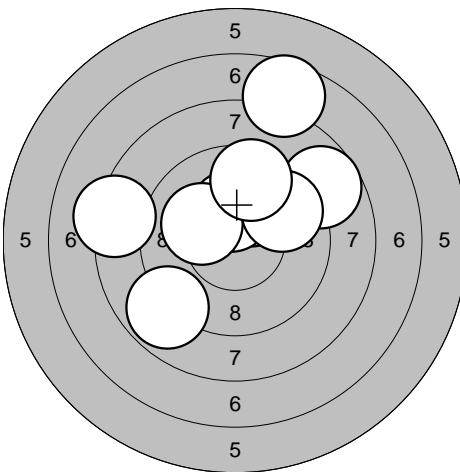
<p>Series 1</p> 	<p>1: 10,5* ↗</p> <p>2: 10,6* ↓</p> <p>3: 10,4* ↖</p> <p>4: 9,9 ↗</p> <p>5: 10,6* →</p> <p>6: 10,6* ↗</p> <p>7: 10,5* ↓</p> <p>8: 9,9 ←</p> <p>9: 10,6* ↘</p> <p>10: 8,9 ↗</p>	<p>Series 2</p> 	<p>1: 9,7 ↙</p> <p>2: 10,8* ↖</p> <p>3: 9,4 ↖</p> <p>4: 9,4 ↗</p> <p>5: 10,0 ←</p> <p>6: 9,8 ↘</p> <p>7: 10,2* ↑</p> <p>8: 10,8* ↗</p> <p>9: 9,0 ↘</p> <p>10: 9,5 ←</p>
Serie 96,0		Serie 94,0	
Sum 96,0		Sum 190,0	

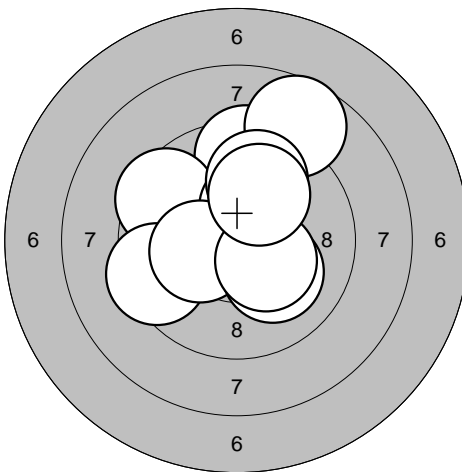
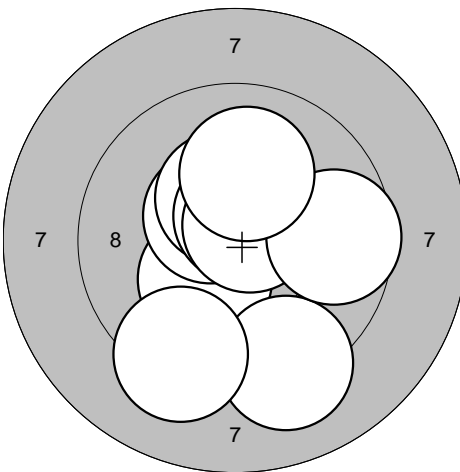
<p>Series 3</p> 	<p>1: 10,1 ↑</p> <p>2: 10,4* ↙</p> <p>3: 10,4* →</p> <p>4: 9,7 ←</p> <p>5: 10,4* ↙</p> <p>6: 10,5* →</p> <p>7: 9,6 ←</p> <p>8: 10,4* ↓</p> <p>9: 10,2* ↓</p> <p>10: 10,1 ↓</p>	<p>Series 4</p> 	<p>1: 9,8 →</p> <p>2: 10,2* →</p> <p>3: 10,4* ↘</p> <p>4: 10,3* ↑</p> <p>5: 9,1 ↗</p> <p>6: 10,4* ↗</p> <p>7: 9,7 ↘</p> <p>8: 10,3* →</p> <p>9: 10,3* ↗</p> <p>10: 9,6 ↘</p>
Serie 98,0		Serie 96,0	
Sum 288,0		Sum 384,0	

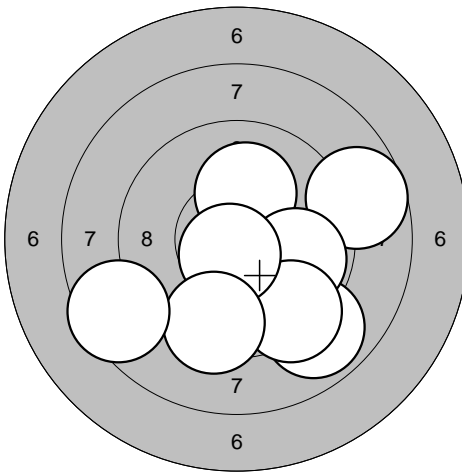
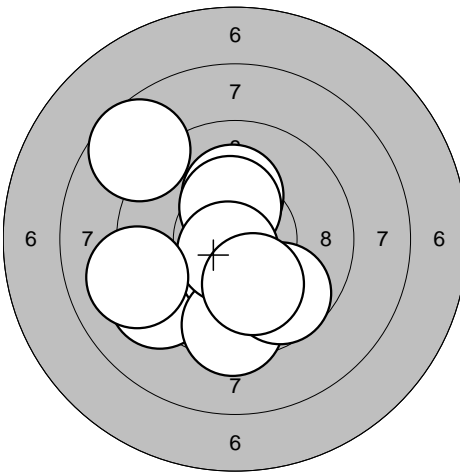
<p>Series 5</p> 	<p>1: 10,8* ↓</p> <p>2: 10,2* ↑</p> <p>3: 10,0 ↗</p> <p>4: 10,5* ↙</p> <p>5: 9,7 ↘</p> <p>6: 9,5 ←</p> <p>7: 10,5* ↗</p> <p>8: 10,0 ↗</p> <p>9: 9,9 ↓</p> <p>10: 10,2* →</p>	<p>Series 6</p> 	<p>1: 8,7 ↗</p> <p>2: 10,6* →</p> <p>3: 10,4* ↓</p> <p>4: 10,8* ↘</p> <p>5: 10,0 ↗</p> <p>6: 8,8 →</p> <p>7: 10,4* ↗</p> <p>8: 10,3* →</p> <p>9: 10,5* ←</p> <p>10: 10,3* ↙</p>
Serie 97,0		Serie 96,0	
Sum 481,0		Sum 577,0	

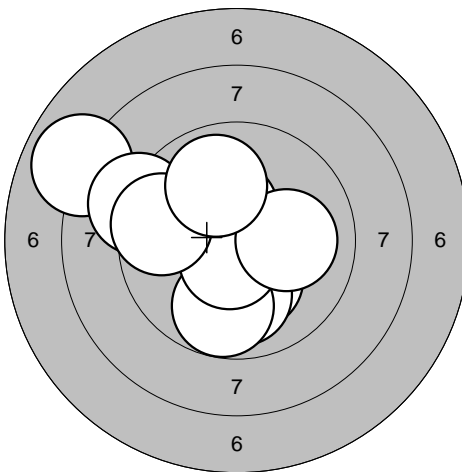
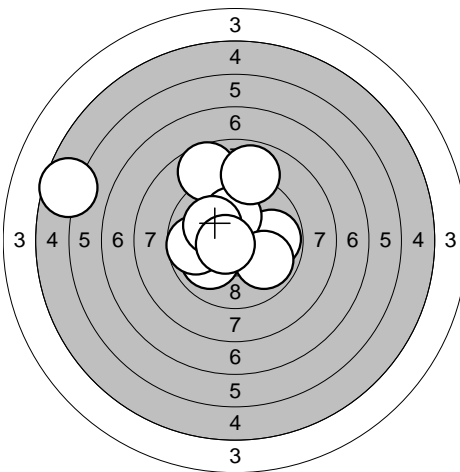
<p>Series 1</p> 	<p>1: 10,3* →</p> <p>2: 9,0 ↑</p> <p>3: 8,2 ↗</p> <p>4: 7,7 ←</p> <p>5: 9,0 ↑</p> <p>6: 10,4* ↓</p> <p>7: 10,6* ↘</p> <p>8: 9,5 ↑</p> <p>9: 10,2* ←</p> <p>10: 9,0 ←</p>	<p>Series 2</p> 	<p>1: 9,5 ↗</p> <p>2: 10,1 ↗</p> <p>3: 9,8 ←</p> <p>4: 10,5* ↓</p> <p>5: 9,4 ↖</p> <p>6: 8,5 →</p> <p>7: 9,7 ↗</p> <p>8: 10,1 ↗</p> <p>9: 10,3* →</p> <p>10: 10,6* ←</p>
Serie 91,0		Serie 94,0	
Sum 91,0		Sum 185,0	

<p>Series 3</p> 	<p>1: 9,6 ↘</p> <p>2: 10,2* ←</p> <p>3: 8,6 ↓</p> <p>4: 7,0 →</p> <p>5: 8,2 →</p> <p>6: 9,4 ↗</p> <p>7: 8,8 →</p> <p>8: 9,7 ↗</p> <p>9: 8,3 ↑</p> <p>10: 8,7 →</p>	<p>Series 4</p> 	<p>1: 9,5 ↓</p> <p>2: 9,5 ↗</p> <p>3: 9,8 ↘</p> <p>4: 9,7 ↗</p> <p>5: 9,8 ↗</p> <p>6: 9,8 →</p> <p>7: 10,3* ←</p> <p>8: 9,5 ↓</p> <p>9: 10,6* ↓</p> <p>10: 9,8 ←</p>
Serie 84,0		Serie 92,0	
Sum 269,0		Sum 361,0	

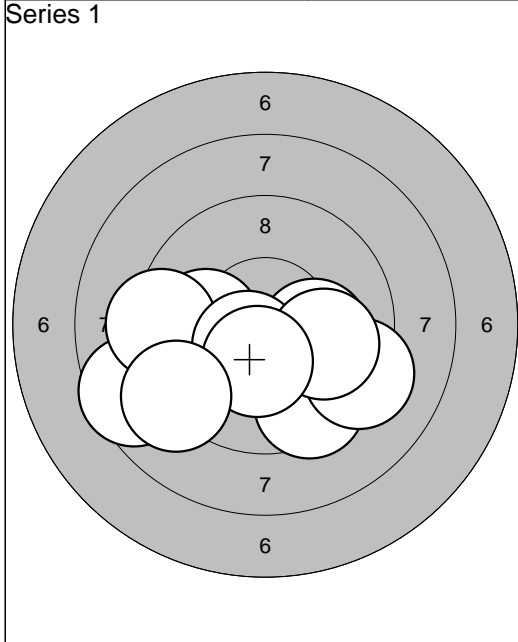
<p>Series 5</p> 	<p>1: 9,9 ↑</p> <p>2: 10,4* ←</p> <p>3: 8,6 ↓</p> <p>4: 9,8 ↓</p> <p>5: 10,0 ←</p> <p>6: 9,5 ←</p> <p>7: 9,5 →</p> <p>8: 9,2 ↓</p> <p>9: 10,0 ↓</p> <p>10: 10,0 ←</p>	<p>Series 6</p> 	<p>1: 10,1 ↗</p> <p>2: 9,9 ↗</p> <p>3: 8,3 ←</p> <p>4: 8,7 ↗</p> <p>5: 8,8 ↖</p> <p>6: 10,3* ↑</p> <p>7: 10,2* ↖</p> <p>8: 7,6 ↑</p> <p>9: 9,7 ↗</p> <p>10: 9,6 ↑</p>
Serie 93,0		Serie 88,0	
Sum 454,0		Sum 542,0	

<p>Series 1</p> 	<p>1: 9,5    ↗</p> <p>2: 9,5    ↖</p> <p>3: 9,4    ↖</p> <p>4: 8,7    ↗</p> <p>5: 10,3*    ↗</p> <p>6: 10,3*    ↖</p> <p>7: 10,1    ↘</p> <p>8: 9,9    ↗</p> <p>9: 10,3*    ↘</p> <p>10: 10,1    ↗</p>	<p>Series 2</p> 	<p>1: 10,3*    ↘</p> <p>2: 10,5*    ↗</p> <p>3: 10,5*    ↖</p> <p>4: 10,3*    ↗</p> <p>5: 9,2    ↘</p> <p>6: 10,6*    ↗</p> <p>7: 10,7*    ↗</p> <p>8: 9,6    →</p> <p>9: 10,1    ↗</p> <p>10: 9,3    ↘</p>
Serie 94,0	Serie 97,0	Serie 97,0	Serie 97,0
Sum 94,0	Sum 94,0	Sum 191,0	Sum 191,0

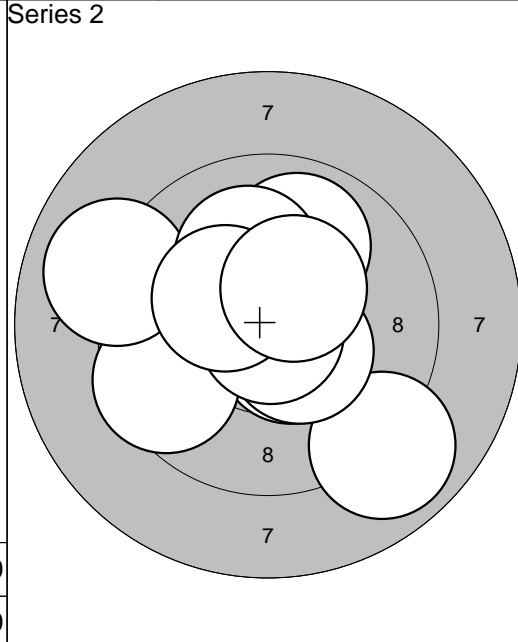
<p>Series 3</p> 	<p>1: 8,7    →</p> <p>2: 9,5    ↘</p> <p>3: 10,2*    ↘</p> <p>4: 8,9    ↘</p> <p>5: 10,1    ↗</p> <p>6: 9,9    →</p> <p>7: 9,3    ↘</p> <p>8: 10,6*    ↘</p> <p>9: 9,4    ↘</p> <p>10: 8,5    ↖</p>	<p>Series 4</p> 	<p>1: 9,3    ↖</p> <p>2: 10,4*    ↘</p> <p>3: 10,2*    ↗</p> <p>4: 9,4    ↘</p> <p>5: 10,4*    ↗</p> <p>6: 9,7    ↘</p> <p>7: 10,7*    ↘</p> <p>8: 10,1    ↘</p> <p>9: 8,7    ↗</p> <p>10: 9,1    ↖</p>
Serie 90,0	Serie 94,0	Serie 94,0	Serie 94,0
Sum 281,0	Sum 281,0	Sum 375,0	Sum 375,0

<p>Series 5</p> 	<p>1: 10,4*    ↗</p> <p>2: 10,2*    ↘</p> <p>3: 10,0    ↘</p> <p>4: 7,9    ↖</p> <p>5: 9,8    ↘</p> <p>6: 10,6*    ↘</p> <p>7: 10,1    →</p> <p>8: 9,1    ↖</p> <p>9: 9,6    ↖</p> <p>10: 9,9    ↗</p>	<p>Series 6</p> 	<p>1: 8,7    ↗</p> <p>2: 10,0    ↖</p> <p>3: 9,8    →</p> <p>4: 9,7    ↖</p> <p>5: 10,2*    ↗</p> <p>6: 9,9    ↘</p> <p>7: 8,9    ↗</p> <p>8: 10,2*    ↖</p> <p>9: 5,6    ↖</p> <p>10: 10,7*    ↖</p>
Serie 93,0	Serie 88,0	Serie 88,0	Serie 88,0
Sum 468,0	Sum 468,0	Sum 556,0	Sum 556,0

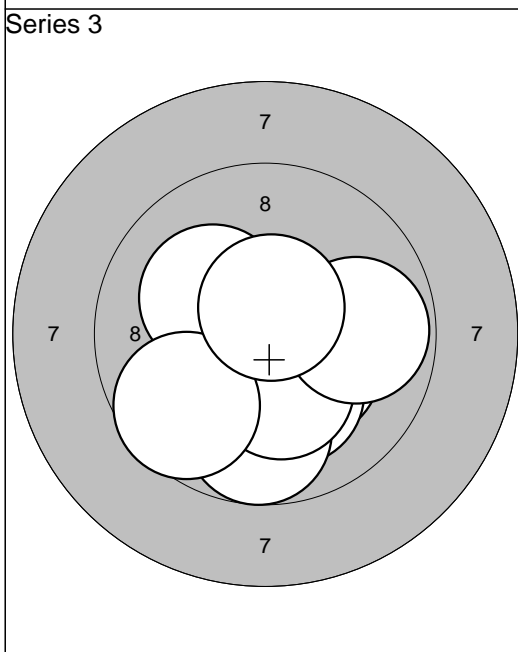




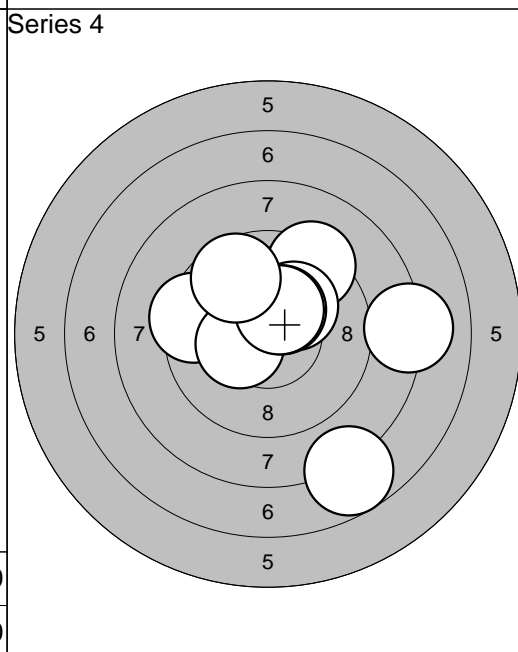
1: 10,0	←
2: 9,5	↘
3: 10,1	→
4: 8,6	↙
5: 9,3	←
6: 9,2	↘
7: 10,5*	↘
8: 10,0	→
9: 10,4*	↘
10: 9,1	↙
<b>Serie 94,0</b>	
<b>Sum 94,0</b>	



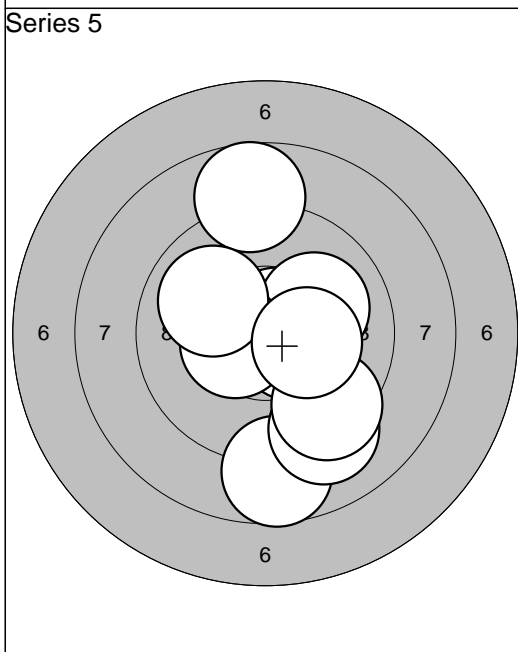
1: 9,9	↗
2: 10,5*	↘
3: 9,5	↙
4: 9,0	←
5: 8,9	↘
6: 10,4*	↘
7: 10,1	↗
8: 10,9*	↘
9: 10,3*	↖
10: 10,4*	↗
<b>Serie 95,0</b>	
<b>Sum 189,0</b>	



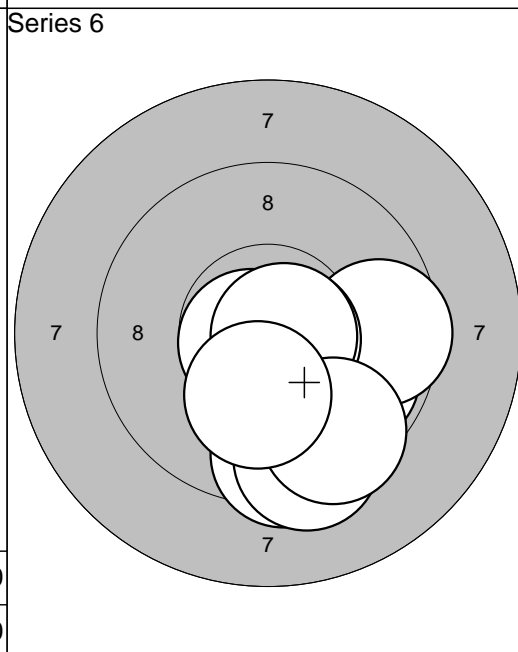
1: 10,7*	←
2: 10,3*	↘
3: 10,2*	↗
4: 10,2*	↘
5: 9,8	↘
6: 10,7*	↘
7: 10,3*	↘
8: 9,6	↙
9: 9,8	→
10: 10,6*	↗
<b>Serie 97,0</b>	
<b>Sum 286,0</b>	



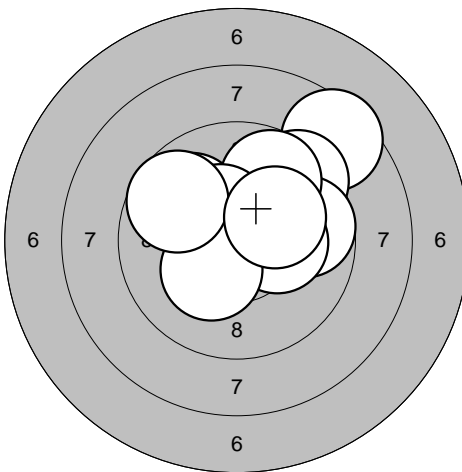
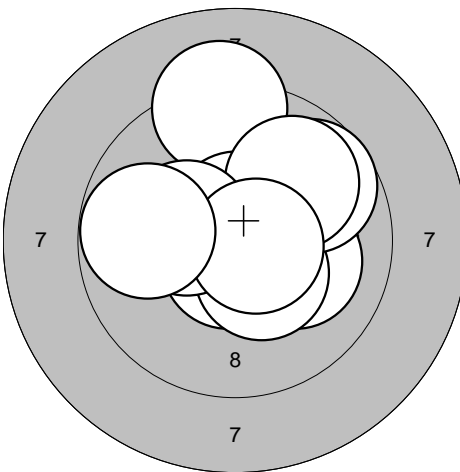
1: 9,3	↗
2: 10,4*	↗
3: 9,4	←
4: 7,7	↘
5: 10,4*	←
6: 10,2*	↗
7: 8,1	→
8: 10,4*	↗
9: 10,4*	↗
10: 9,6	↗
<b>Serie 92,0</b>	
<b>Sum 378,0</b>	

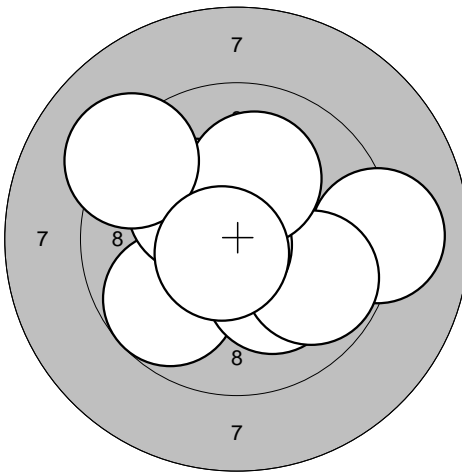
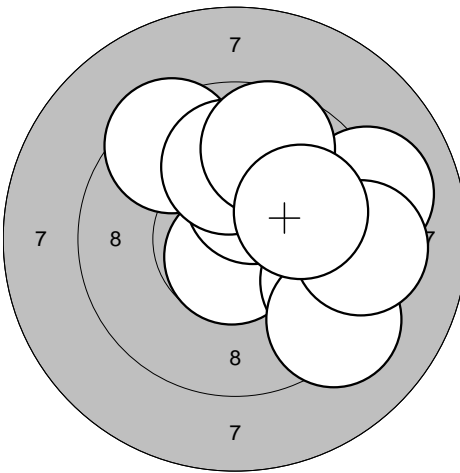


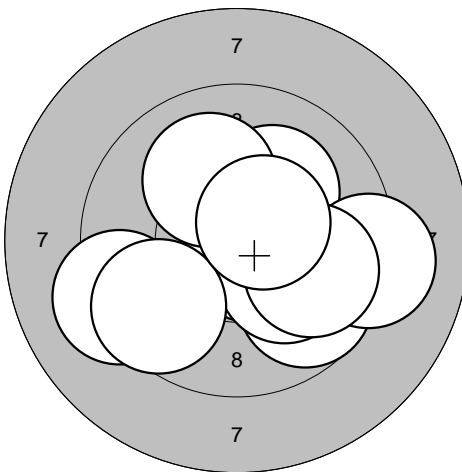
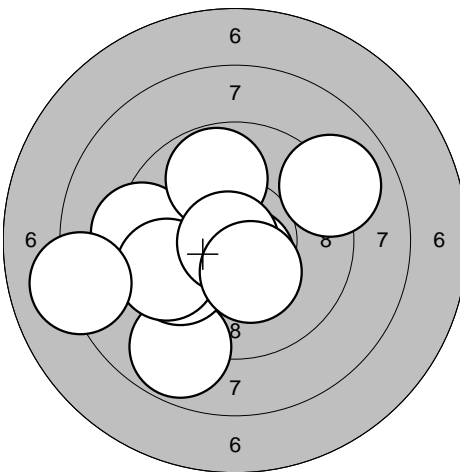
1: 10,7*	↗
2: 8,7	↘
3: 9,1	↘
4: 10,5*	↘
5: 10,1	↗
6: 8,7	↗
7: 10,5*	←
8: 9,4	↘
9: 9,9	↗
10: 10,2*	→
<b>Serie 93,0</b>	
<b>Sum 471,0</b>	

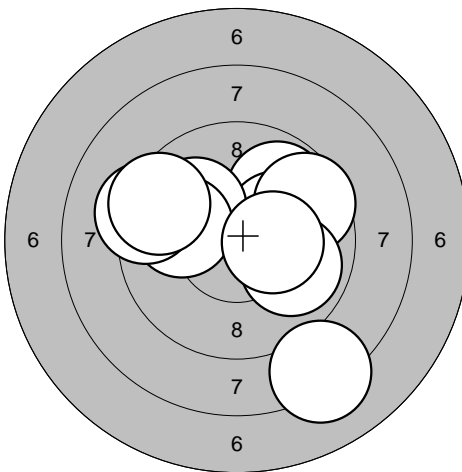
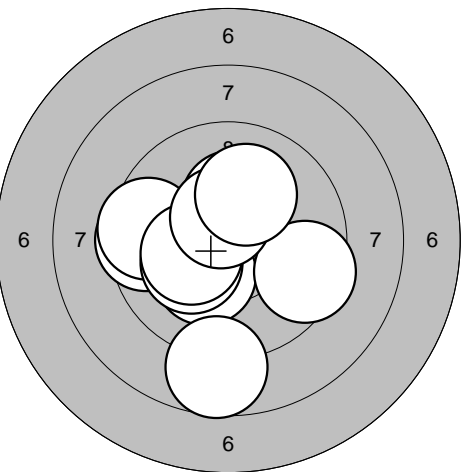


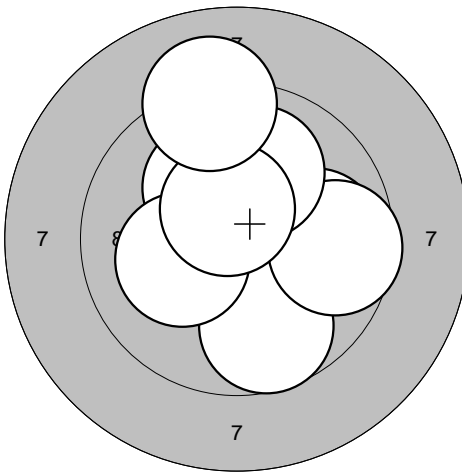
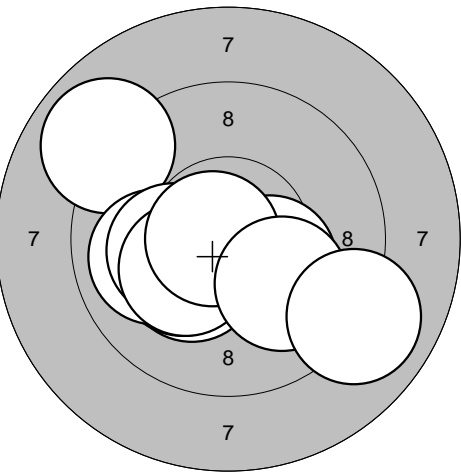
1: 9,9	↘
2: 10,3*	↘
3: 9,6	→
4: 9,5	↘
5: 9,3	↘
6: 10,7*	→
7: 10,7*	←
8: 10,8*	→
9: 9,5	↘
10: 10,2*	↘
<b>Serie 95,0</b>	
<b>Sum 566,0</b>	

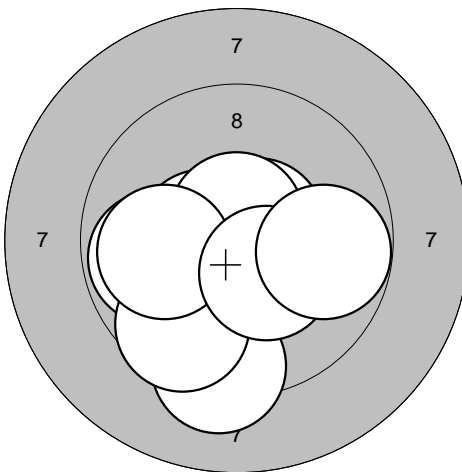
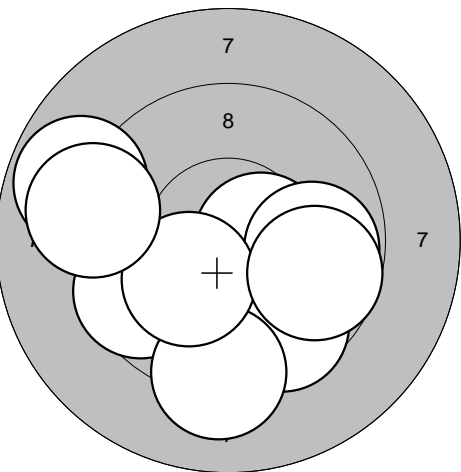
<p>Series 1</p> 	<p>1: 8,5 ↗ 2: 9,5 ↗ 3: 9,9 ↗ 4: 9,7 → 5: 10,2* → 6: 9,8 ↗ 7: 10,4* ↗ 8: 10,3* ↘ 9: 9,7 ↗ 10: 10,2* ↗</p> <p>Serie 93,0 Sum 93,0</p>	<p>Series 2</p> 	<p>1: 10,1 → 2: 10,7* ↓ 3: 10,4* ↘ 4: 9,2 ↑ 5: 10,7* ↑ 6: 9,7 ↗ 7: 9,9 ↗ 8: 10,3* ← 9: 10,6* → 10: 9,8 ←</p> <p>Serie 96,0 Sum 189,0</p>
--	--	--	--

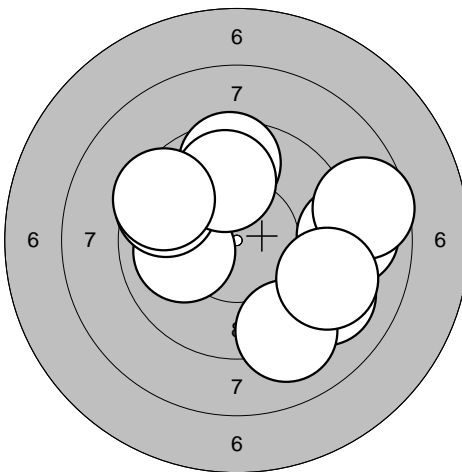
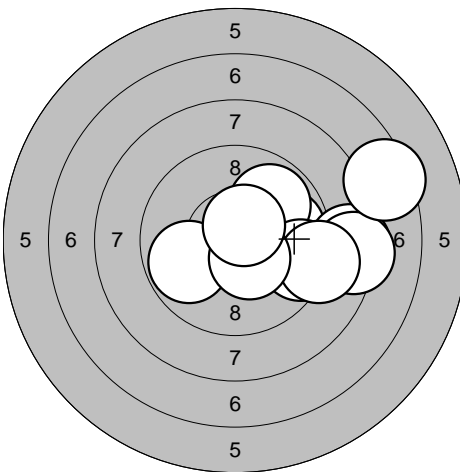
<p>Series 3</p> 	<p>1: 9,8 ↘ 2: 10,6* ↗ 3: 10,1 ↘ 4: 9,1 → 5: 9,8 ↘ 6: 10,8* ← 7: 10,2* ↗ 8: 10,1 ↑ 9: 9,2 ↗ 10: 10,7* ↘</p> <p>Serie 96,0 Sum 285,0</p>	<p>Series 4</p> 	<p>1: 10,7* ↓ 2: 9,5 ↗ 3: 9,6 → 4: 10,4* ↑ 5: 9,1 → 6: 9,2 ↘ 7: 9,3 → 8: 10,0 ↑ 9: 9,7 ↑ 10: 10,0 →</p> <p>Serie 94,0 Sum 379,0</p>
---	---	---	---

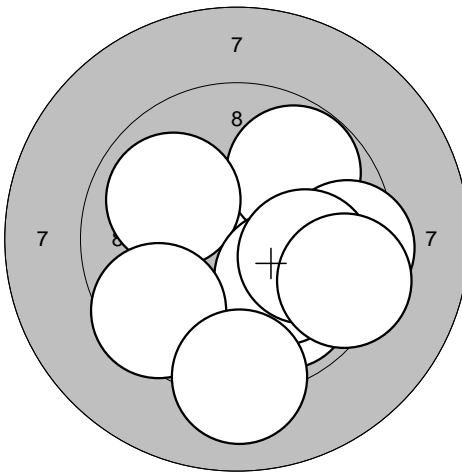
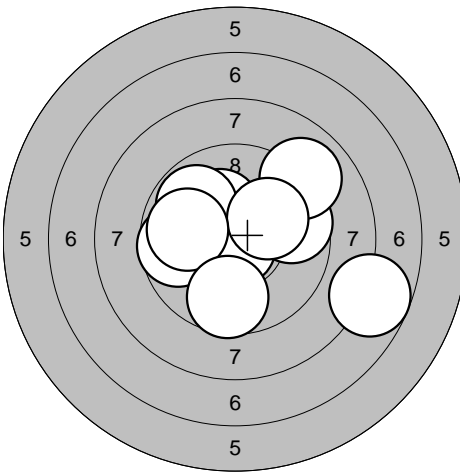
<p>Series 5</p> 	<p>1: 9,7 ↘ 2: 10,7* ↘ 3: 10,2* ↗ 4: 9,2 → 5: 10,1 ↘ 6: 9,2 ← 7: 10,1 ↗ 8: 9,9 ↘ 9: 9,6 ↘ 10: 10,5* ↗</p> <p>Serie 95,0 Sum 474,0</p>	<p>Series 6</p> 	<p>1: 9,3 ← 2: 10,6* ↓ 3: 9,0 ↗ 4: 8,8 ↘ 5: 9,8 ↑ 6: 9,8 ← 7: 9,6 ← 8: 10,8* ← 9: 8,1 ← 10: 10,3* ↓</p> <p>Serie 91,0 Sum 565,0</p>
--	---	--	---

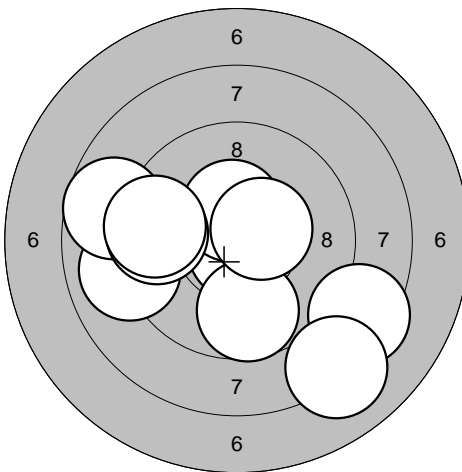
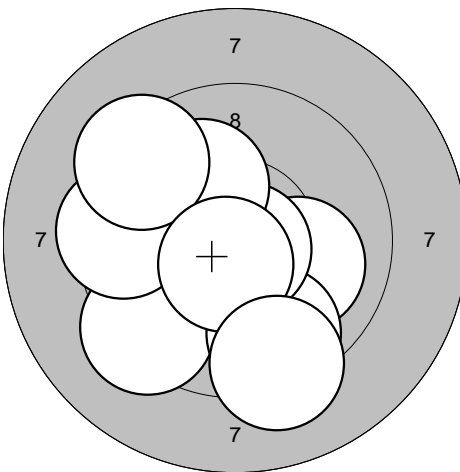
<p>Series 1</p> 	<p>1: 9,9 ↗ 2: 10,2* → 3: 10,0 ↗ 4: 10,0 ← 5: 8,2 ↓ 6: 9,6 → 7: 9,9 → 8: 9,3 ← 9: 10,3* → 10: 9,5 ←</p> <table border="1" style="width:100%; border-collapse: collapse;"> <tr><td>Serie</td><td style="text-align: right;">93,0</td></tr> <tr><td>Sum</td><td style="text-align: right;">93,0</td></tr> </table>	Serie	93,0	Sum	93,0	<p>Series 2</p> 	<p>1: 10,3* ↑ 2: 10,2* ↓ 3: 9,5 ← 4: 9,6 ← 5: 10,2* ← 6: 9,5 → 7: 10,3* ← 8: 10,5* ↑ 9: 10,1 ↑ 10: 8,7 ↓</p> <table border="1" style="width:100%; border-collapse: collapse;"> <tr><td>Serie</td><td style="text-align: right;">95,0</td></tr> <tr><td>Sum</td><td style="text-align: right;">188,0</td></tr> </table>	Serie	95,0	Sum	188,0
Serie	93,0										
Sum	93,0										
Serie	95,0										
Sum	188,0										

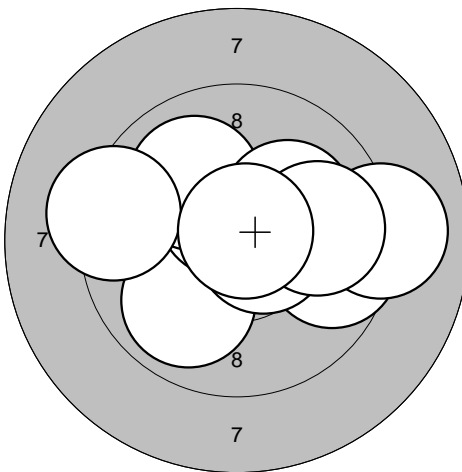
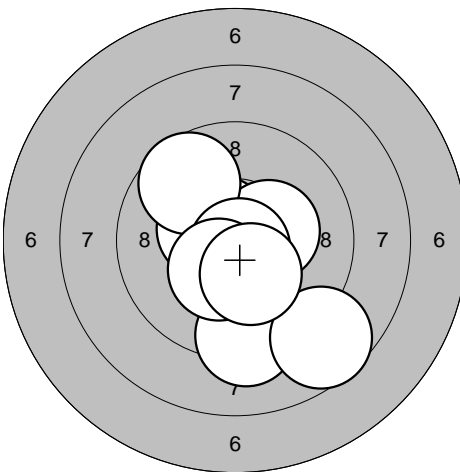
<p>Series 3</p> 	<p>1: 10,5* ← 2: 10,2* ↑ 3: 10,3* → 4: 9,9 → 5: 9,7 ↓ 6: 10,2* ← 7: 9,6 → 8: 10,0 ↑ 9: 10,5* ↑ 10: 9,1 ↑</p> <table border="1" style="width:100%; border-collapse: collapse;"> <tr><td>Serie</td><td style="text-align: right;">96,0</td></tr> <tr><td>Sum</td><td style="text-align: right;">284,0</td></tr> </table>	Serie	96,0	Sum	284,0	<p>Series 4</p> 	<p>1: 8,9 ↖ 2: 10,3* ↓ 3: 10,2* ← 4: 10,0 ← 5: 10,2* ← 6: 10,3* ↓ 7: 10,3* ← 8: 10,7* ← 9: 10,0 ↓ 10: 9,0 ↓</p> <table border="1" style="width:100%; border-collapse: collapse;"> <tr><td>Serie</td><td style="text-align: right;">97,0</td></tr> <tr><td>Sum</td><td style="text-align: right;">381,0</td></tr> </table>	Serie	97,0	Sum	381,0
Serie	96,0										
Sum	284,0										
Serie	97,0										
Sum	381,0										

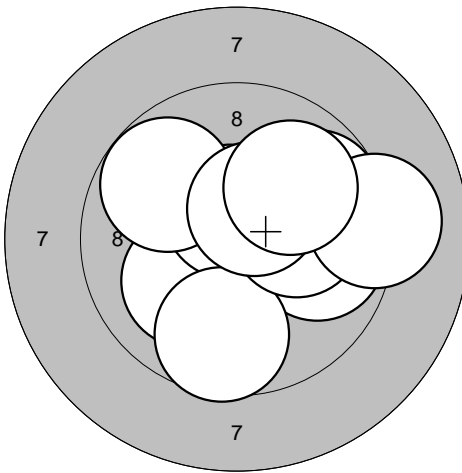
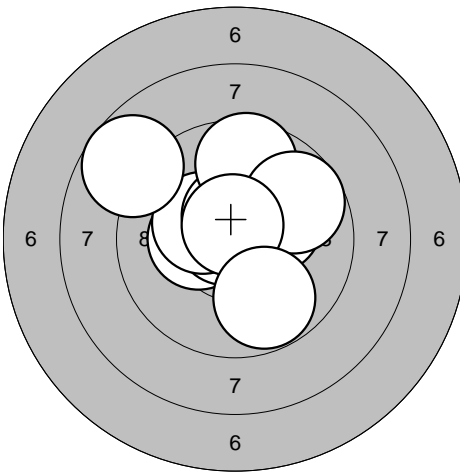
<p>Series 5</p> 	<p>1: 10,9* 2: 10,6* ↗ 3: 10,5* ← 4: 9,9 ← 5: 9,3 ↓ 6: 9,6 ↓ 7: 10,7* ↑ 8: 10,0 ← 9: 10,4* ↓ 10: 9,8 →</p> <table border="1" style="width:100%; border-collapse: collapse;"> <tr><td>Serie</td><td style="text-align: right;">96,0</td></tr> <tr><td>Sum</td><td style="text-align: right;">477,0</td></tr> </table>	Serie	96,0	Sum	477,0	<p>Series 6</p> 	<p>1: 10,5* → 2: 8,8 ← 3: 9,9 ↓ 4: 9,6 ↓ 5: 9,6 ← 6: 9,2 ↓ 7: 9,8 → 8: 10,2* ← 9: 9,1 ← 10: 9,7 →</p> <table border="1" style="width:100%; border-collapse: collapse;"> <tr><td>Serie</td><td style="text-align: right;">91,0</td></tr> <tr><td>Sum</td><td style="text-align: right;">568,0</td></tr> </table>	Serie	91,0	Sum	568,0
Serie	96,0										
Sum	477,0										
Serie	91,0										
Sum	568,0										

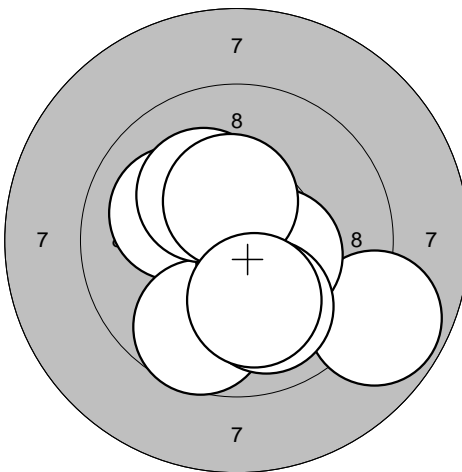
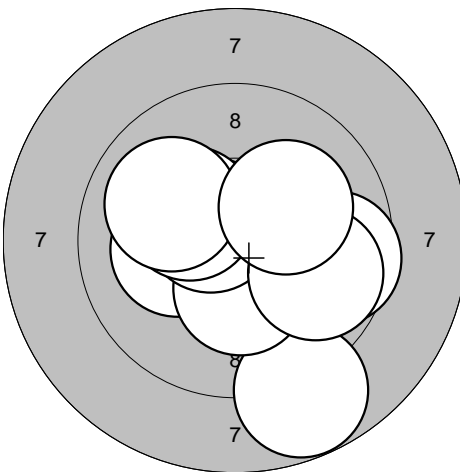
<p>Series 1</p> 	<p>1: 10,0 ←</p> <p>2: 9,6 ↖</p> <p>3: 9,0 →</p> <p>4: 9,1 ↘</p> <p>5: 9,6 ↑</p> <p>6: 8,6 →</p> <p>7: 9,1 ↘</p> <p>8: 9,9 ↑</p> <p>9: 9,2 ↘</p> <p>10: 9,5 ↖</p>	<p>Series 2</p> 	<p>1: 9,8 →</p> <p>2: 9,8 ↖</p> <p>3: 8,4 →</p> <p>4: 9,9 ↗</p> <p>5: 9,5 ↘</p> <p>6: 8,3 →</p> <p>7: 9,1 →</p> <p>8: 10,4* ↘</p> <p>9: 10,6* ↗</p> <p>10: 7,4 →</p>
Serie 90,0		Serie 88,0	
Sum 90,0		Sum 178,0	

<p>Series 3</p> 	<p>1: 10,2* ↗</p> <p>2: 9,8 ↗</p> <p>3: 9,9 ↘</p> <p>4: 9,9 ↗</p> <p>5: 10,2* ↘</p> <p>6: 9,5 →</p> <p>7: 9,5 ↖</p> <p>8: 10,0 →</p> <p>9: 9,1 ↘</p> <p>10: 9,4 →</p>	<p>Series 4</p> 	<p>1: 10,2* ↗</p> <p>2: 7,8 ↘</p> <p>3: 9,6 →</p> <p>4: 10,8* ↓</p> <p>5: 9,7 ←</p> <p>6: 9,0 ↗</p> <p>7: 9,8 ↖</p> <p>8: 10,1 ↗</p> <p>9: 9,9 ←</p> <p>10: 9,6 ↓</p>
Serie 93,0		Serie 91,0	
Sum 271,0		Sum 362,0	

<p>Series 5</p> 	<p>1: 8,4 ↘</p> <p>2: 10,8* ↘</p> <p>3: 8,1 ↘</p> <p>4: 9,0 ←</p> <p>5: 9,7 ↘</p> <p>6: 10,4* ↑</p> <p>7: 8,7 ←</p> <p>8: 9,5 ←</p> <p>9: 9,5 ←</p> <p>10: 10,4* →</p>	<p>Series 6</p> 	<p>1: 10,1 →</p> <p>2: 9,3 ↖</p> <p>3: 9,9 ↗</p> <p>4: 9,6 ↘</p> <p>5: 10,8* ↘</p> <p>6: 10,1 ↗</p> <p>7: 9,5 ←</p> <p>8: 9,3 ↗</p> <p>9: 10,6* ↘</p> <p>10: 9,2 ↓</p>
Serie 90,0		Serie 94,0	
Sum 452,0		Sum 546,0	

<p>Series 1</p> 	<p>1: 9,6 →</p> <p>2: 10,0 ↙</p> <p>3: 10,5* ↑</p> <p>4: 10,0 ↑</p> <p>5: 9,0 →</p> <p>6: 10,6* →</p> <p>7: 10,2* ↗</p> <p>8: 9,8 →</p> <p>9: 9,3 ←</p> <p>10: 10,8* ↗</p>	<p>Series 2</p> 	<p>1: 10,6* ↖</p> <p>2: 9,3 ↓</p> <p>3: 10,5* ↓</p> <p>4: 10,4* ↖</p> <p>5: 8,6 ↓</p> <p>6: 10,3* →</p> <p>7: 9,7 ↗</p> <p>8: 10,8* ↓</p> <p>9: 10,4* ↓</p> <p>10: 10,3* ↓</p>
Serie 96,0	Serie 96,0	Serie 96,0	Serie 96,0
Sum 96,0	Sum 96,0	Sum 192,0	Sum 192,0

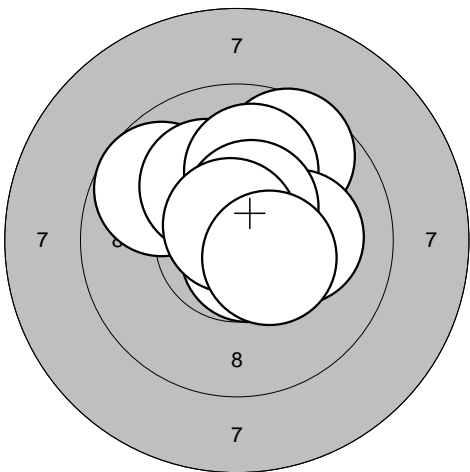
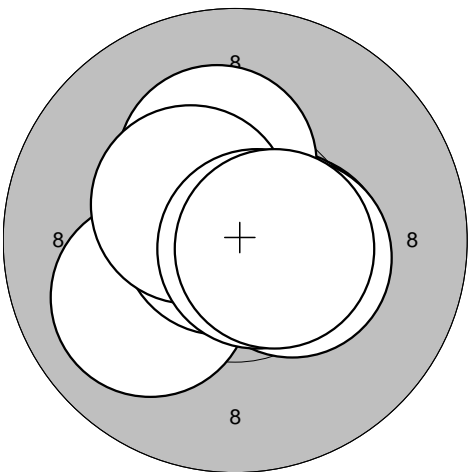
<p>Series 3</p> 	<p>1: 10,1 ↙</p> <p>2: 9,8 →</p> <p>3: 9,8 ↗</p> <p>4: 10,6* ↑</p> <p>5: 9,6 ↓</p> <p>6: 9,8 ↗</p> <p>7: 10,1 →</p> <p>8: 9,1 →</p> <p>9: 10,5* ↗</p> <p>10: 10,0 ↗</p>	<p>Series 4</p> 	<p>1: 10,3* ←</p> <p>2: 10,8* ↖</p> <p>3: 10,2* →</p> <p>4: 10,3* ↖</p> <p>5: 10,6* ↑</p> <p>6: 9,6 ↑</p> <p>7: 9,7 ↗</p> <p>8: 10,7* ↑</p> <p>9: 8,7 ↖</p> <p>10: 9,8 ↓</p>
Serie 95,0	Serie 95,0	Serie 95,0	Serie 95,0
Sum 287,0	Sum 287,0	Sum 382,0	Sum 382,0

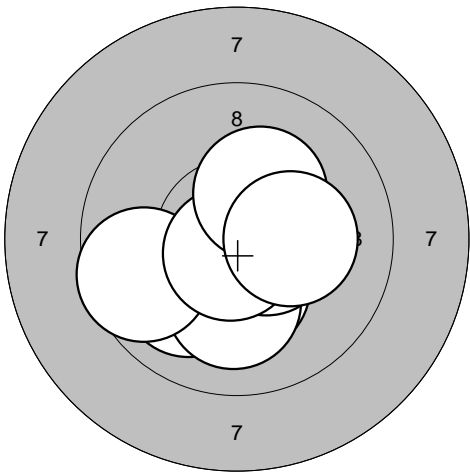
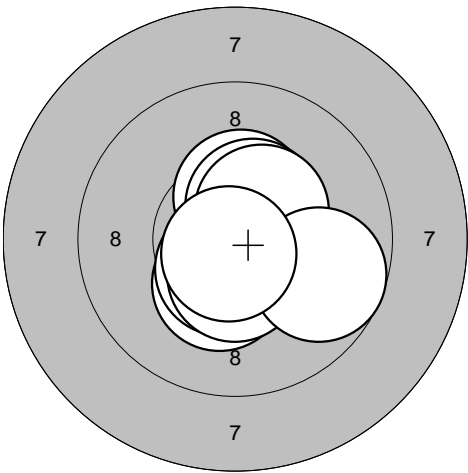
<p>Series 5</p> 	<p>1: 10,7* ↑</p> <p>2: 10,1 ↖</p> <p>3: 9,7 ↓</p> <p>4: 10,5* ↓</p> <p>5: 10,2* ↗</p> <p>6: 8,8 ↓</p> <p>7: 10,4* →</p> <p>8: 10,0 ↓</p> <p>9: 10,4* ↑</p> <p>10: 10,1 ↓</p>	<p>Series 6</p> 	<p>1: 10,4* ↓</p> <p>2: 10,2* ←</p> <p>3: 9,6 →</p> <p>4: 8,8 ↓</p> <p>5: 10,3* ↓</p> <p>6: 10,6* ↗</p> <p>7: 10,3* ↗</p> <p>8: 10,0 ↗</p> <p>9: 9,8 ↘</p> <p>10: 10,1 ↗</p>
Serie 97,0	Serie 97,0	Serie 96,0	Serie 96,0
Sum 479,0	Sum 479,0	Sum 575,0	Sum 575,0

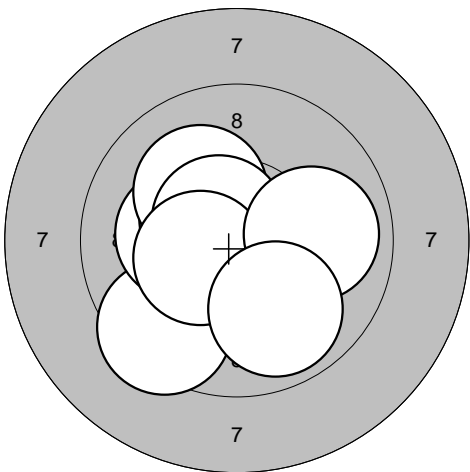
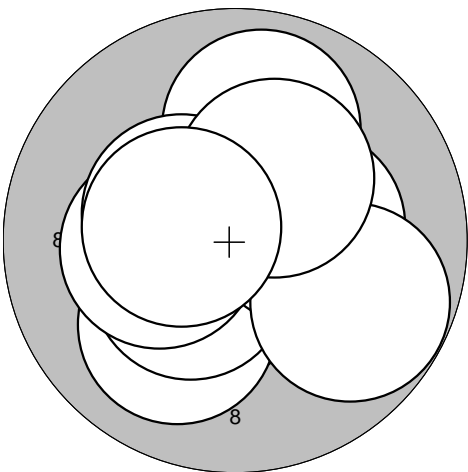
<p>Series 1</p>	<p>1: 10,7* →</p> <p>2: 9,9 ←</p> <p>3: 8,9 ←</p> <p>4: 9,9 ↗</p> <p>5: 9,7 →</p> <p>6: 9,8 ←</p> <p>7: 10,5* ↙</p> <p>8: 10,3* ↘</p> <p>9: 10,1 →</p> <p>10: 9,2 ↖</p> <hr/> <p>Serie 93,0</p> <hr/> <p>Sum 93,0</p>	<p>Series 2</p>	<p>1: 10,3* ←</p> <p>2: 10,6* ↗</p> <p>3: 9,8 ↗</p> <p>4: 10,2* ←</p> <p>5: 9,8 ↖</p> <p>6: 9,9 ←</p> <p>7: 10,4* ↗</p> <p>8: 10,1 ↓</p> <p>9: 10,5* ↑</p> <p>10: 10,3* ↙</p> <hr/> <p>Serie 97,0</p> <hr/> <p>Sum 190,0</p>
-----------------	---	-----------------	--

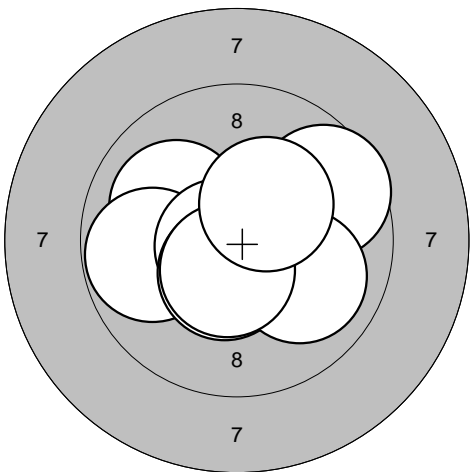
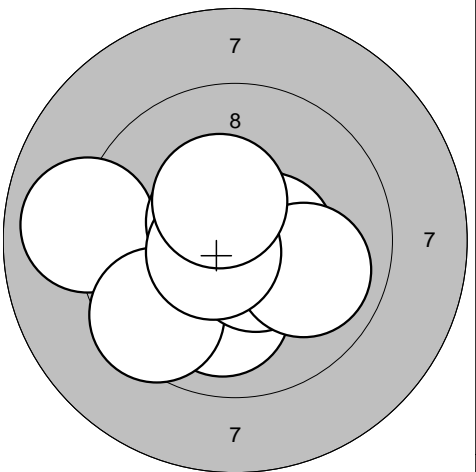
<p>Series 3</p>	<p>1: 10,4* ↗</p> <p>2: 10,5* ↗</p> <p>3: 10,7* ↗</p> <p>4: 10,4* ↗</p> <p>5: 10,0 ↗</p> <p>6: 10,7* ↘</p> <p>7: 10,2* ←</p> <p>8: 10,2* ↗</p> <p>9: 10,6* ←</p> <p>10: 10,2* ↙</p> <hr/> <p>Serie 100,0</p> <hr/> <p>Sum 290,0</p>	<p>Series 4</p>	<p>1: 9,8 ↘</p> <p>2: 9,9 →</p> <p>3: 10,4* ↗</p> <p>4: 9,3 ←</p> <p>5: 8,1 ↘</p> <p>6: 10,0 ↗</p> <p>7: 10,0 ←</p> <p>8: 10,6* ↖</p> <p>9: 10,2* ←</p> <p>10: 10,2* ↑</p> <hr/> <p>Serie 95,0</p> <hr/> <p>Sum 385,0</p>
-----------------	---	-----------------	---

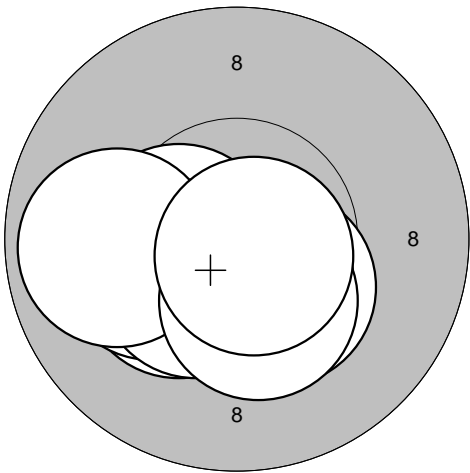
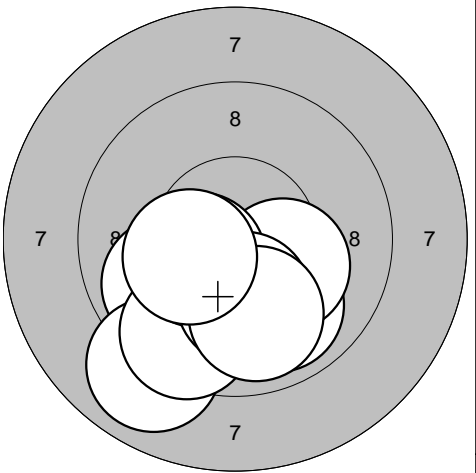
<p>Series 5</p>	<p>1: 10,5* ←</p> <p>2: 10,4* ←</p> <p>3: 10,9* ↗</p> <p>4: 10,3* ↖</p> <p>5: 10,3* ↑</p> <p>6: 10,5* ↘</p> <p>7: 10,4* ←</p> <p>8: 10,0 ↗</p> <p>9: 10,4* ↗</p> <p>10: 10,2* ↘</p> <hr/> <p>Serie 100,0</p> <hr/> <p>Sum 485,0</p>	<p>Series 6</p>	<p>1: 9,8 ←</p> <p>2: 10,2* ↓</p> <p>3: 10,7* →</p> <p>4: 10,6* →</p> <p>5: 9,6 ↙</p> <p>6: 10,3* ↖</p> <p>7: 10,7* ↗</p> <p>8: 10,0 ↖</p> <p>9: 10,8* →</p> <p>10: 10,2* →</p> <hr/> <p>Serie 98,0</p> <hr/> <p>Sum 583,0</p>
-----------------	---	-----------------	--

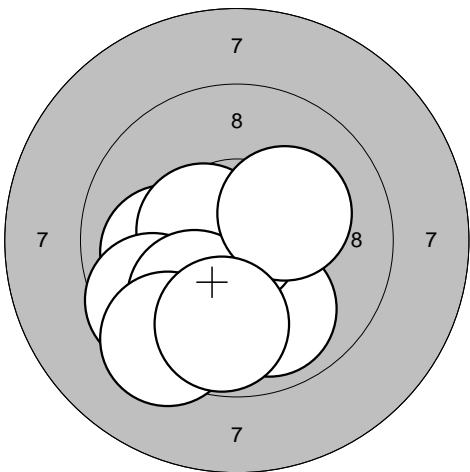
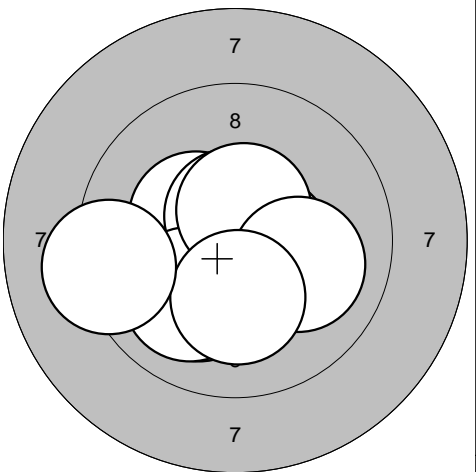
<p>Series 1</p> 	<p>1: 9,7 ↖ 2: 10,1 ↗ 3: 10,2* → 4: 9,6 ↗ 5: 10,7* ↘ 6: 10,0 ↗ 7: 10,2* → 8: 10,5* ↗ 9: 10,7* ↗ 10: 10,5* ↘</p> <table border="1" style="width:100%; border-collapse: collapse;"> <tr><td>Serie</td><td style="text-align: right;">98,0</td></tr> <tr><td>Sum</td><td style="text-align: right;">98,0</td></tr> </table>	Serie	98,0	Sum	98,0	<p>Series 2</p> 	<p>1: 10,5* → 2: 10,5* → 3: 10,6* ↑ 4: 10,4* → 5: 10,0 ↙ 6: 10,8* ↖ 7: 10,3* ↑ 8: 10,5* ↗ 9: 10,7* → 10: 10,6* →</p> <table border="1" style="width:100%; border-collapse: collapse;"> <tr><td>Serie</td><td style="text-align: right;">100,0</td></tr> <tr><td>Sum</td><td style="text-align: right;">198,0</td></tr> </table>	Serie	100,0	Sum	198,0
Serie	98,0										
Sum	98,0										
Serie	100,0										
Sum	198,0										

<p>Series 3</p> 	<p>1: 10,6* → 2: 10,0 ↙ 3: 10,3* ↘ 4: 10,1 ↘ 5: 10,5* ↗ 6: 10,5* → 7: 9,6 ↖ 8: 10,7* ↘ 9: 10,3* ↗ 10: 10,2* →</p> <table border="1" style="width:100%; border-collapse: collapse;"> <tr><td>Serie</td><td style="text-align: right;">99,0</td></tr> <tr><td>Sum</td><td style="text-align: right;">297,0</td></tr> </table>	Serie	99,0	Sum	297,0	<p>Series 4</p> 	<p>1: 10,8* ↘ 2: 10,3* ↘ 3: 10,5* ↘ 4: 10,4* ↑ 5: 10,6* → 6: 10,5* ↘ 7: 10,4* ↗ 8: 10,4* ↗ 9: 9,7 → 10: 10,7* ↘</p> <table border="1" style="width:100%; border-collapse: collapse;"> <tr><td>Serie</td><td style="text-align: right;">99,0</td></tr> <tr><td>Sum</td><td style="text-align: right;">396,0</td></tr> </table>	Serie	99,0	Sum	396,0
Serie	99,0										
Sum	297,0										
Serie	99,0										
Sum	396,0										

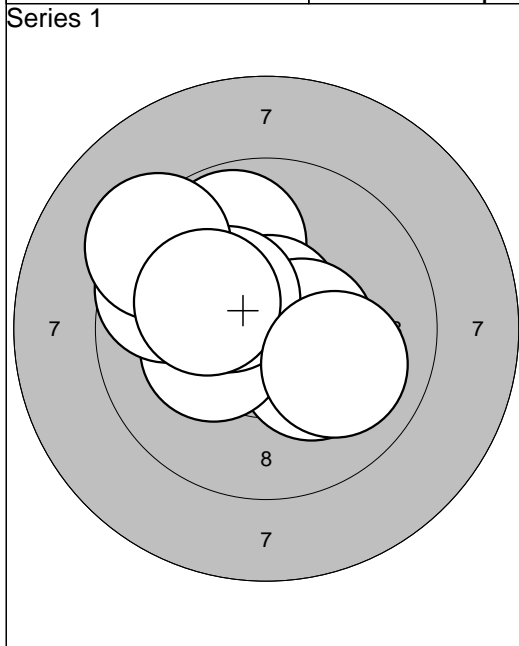
<p>Series 5</p> 	<p>1: 9,5 ↘ 2: 10,3* → 3: 10,2* ↖ 4: 10,5* ↗ 5: 10,9* ↗ 6: 10,1 ↗ 7: 10,6* ↗ 8: 10,4* ↖ 9: 9,9 → 10: 9,9 ↘</p> <table border="1" style="width:100%; border-collapse: collapse;"> <tr><td>Serie</td><td style="text-align: right;">97,0</td></tr> <tr><td>Sum</td><td style="text-align: right;">493,0</td></tr> </table>	Serie	97,0	Sum	493,0	<p>Series 6</p> 	<p>1: 10,4* ↘ 2: 10,0 ↘ 3: 9,9 ↑ 4: 10,4* ↘ 5: 10,3* ↖ 6: 10,4* ↖ 7: 10,3* → 8: 9,8 → 9: 10,3* ↗ 10: 10,4* ↖</p> <table border="1" style="width:100%; border-collapse: collapse;"> <tr><td>Serie</td><td style="text-align: right;">98,0</td></tr> <tr><td>Sum</td><td style="text-align: right;">591,0</td></tr> </table>	Serie	98,0	Sum	591,0
Serie	97,0										
Sum	493,0										
Serie	98,0										
Sum	591,0										

<p>Series 1</p> 	<p>1: 10,0 ↖</p> <p>2: 9,6 ↗</p> <p>3: 9,8 ←</p> <p>4: 10,6* ↘</p> <p>5: 10,7* ←</p> <p>6: 10,4* ↘</p> <p>7: 10,5* ↓</p> <p>8: 10,0 ↘</p> <p>9: 10,5* ↓</p> <p>10: 10,3* ↗</p>	<p>Series 2</p> 	<p>1: 10,5* →</p> <p>2: 10,6* ↖</p> <p>3: 9,0 ←</p> <p>4: 10,0 ↓</p> <p>5: 9,5 ↖</p> <p>6: 10,5* ↘</p> <p>7: 10,6* ↗</p> <p>8: 10,0 ↘</p> <p>9: 10,6* ↖</p> <p>10: 10,4* ↗</p>
Serie 98,0	Serie 98,0	Serie 98,0	Serie 98,0
Sum 98,0	Sum 98,0	Sum 196,0	Sum 196,0

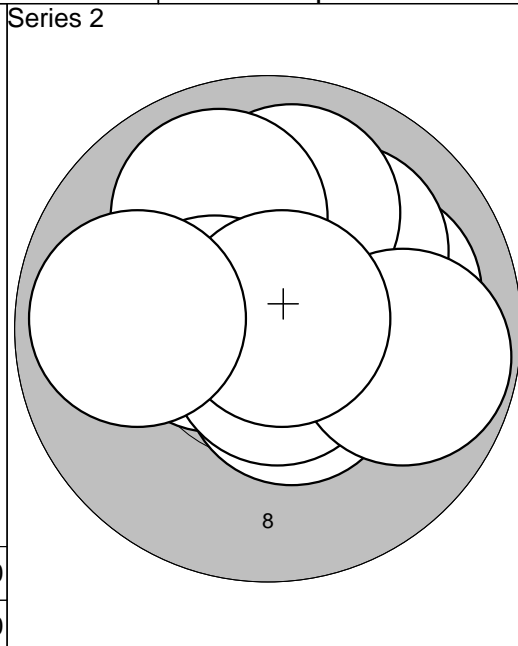
<p>Series 3</p> 	<p>1: 10,3* ↖</p> <p>2: 10,4* ↘</p> <p>3: 10,1 ←</p> <p>4: 10,7* ↘</p> <p>5: 10,4* ←</p> <p>6: 10,4* ↖</p> <p>7: 10,6* ↘</p> <p>8: 9,9 ←</p> <p>9: 10,4* ↘</p> <p>10: 10,7* ↘</p>	<p>Series 4</p> 	<p>1: 9,9 ↖</p> <p>2: 9,9 ↘</p> <p>3: 10,3* ↘</p> <p>4: 10,2* ↘</p> <p>5: 9,0 ↘</p> <p>6: 9,6 ↘</p> <p>7: 10,4* ↖</p> <p>8: 10,1 ↓</p> <p>9: 9,9 ↘</p> <p>10: 10,3* ↖</p>
Serie 99,0	Serie 99,0	Serie 95,0	Serie 95,0
Sum 295,0	Sum 295,0	Sum 390,0	Sum 390,0

<p>Series 5</p> 	<p>1: 9,9 ↓</p> <p>2: 10,0 ←</p> <p>3: 9,9 ↓</p> <p>4: 10,9* ←</p> <p>5: 10,5* ↖</p> <p>6: 9,6 ↖</p> <p>7: 10,0 ↓</p> <p>8: 9,3 ↘</p> <p>9: 10,2* ↗</p> <p>10: 9,8 ↓</p>	<p>Series 6</p> 	<p>1: 10,1 ↖</p> <p>2: 10,3* ↖</p> <p>3: 10,1 ↘</p> <p>4: 10,6* →</p> <p>5: 10,6* ↑</p> <p>6: 10,0 ↘</p> <p>7: 10,5* ↗</p> <p>8: 10,0 ↘</p> <p>9: 10,2* ↓</p> <p>10: 9,2 ←</p>
Serie 95,0	Serie 95,0	Serie 99,0	Serie 99,0
Sum 485,0	Sum 485,0	Sum 584,0	Sum 584,0

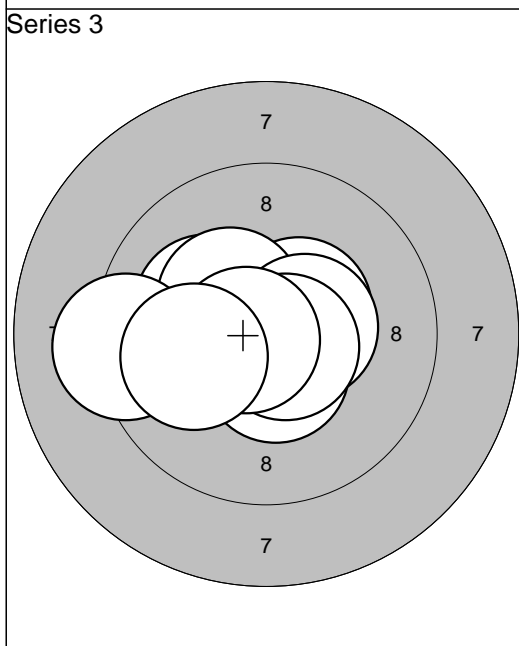




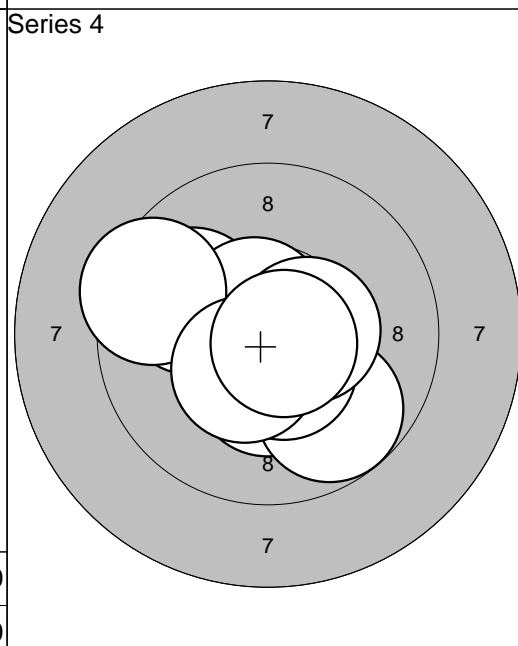
1: 9,8	↖
2: 10,7*	↑
3: 10,2*	↘
4: 10,5*	→
5: 10,3*	←
6: 9,7	↖
7: 10,3*	↗
8: 9,3	↗
9: 10,2*	↖
10: 10,0	↘
<b>Serie 97,0</b>	
<b>Sum 97,0</b>	



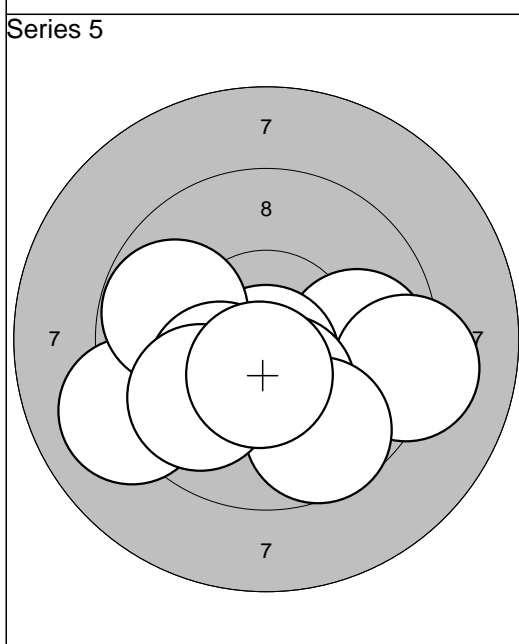
1: 10,0	→
2: 10,1	↗
3: 10,0	↑
4: 10,0	↑
5: 10,5*	↘
6: 10,5*	←
7: 10,7*	↘
8: 9,8	→
9: 10,8*	↗
10: 9,9	←
<b>Serie 98,0</b>	
<b>Sum 195,0</b>	



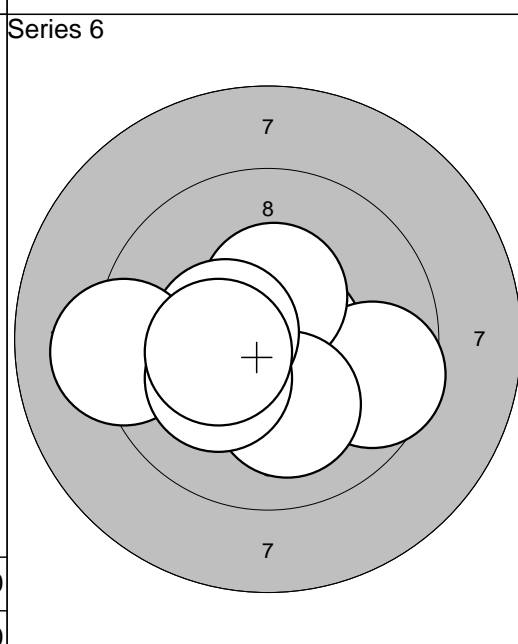
1: 10,2*	↖
2: 10,5*	↗
3: 10,8*	↘
4: 10,4*	↗
5: 10,5*	↘
6: 10,5*	→
7: 9,2	←
8: 10,6*	↘
9: 10,7*	←
10: 10,0	←
<b>Serie 99,0</b>	
<b>Sum 294,0</b>	



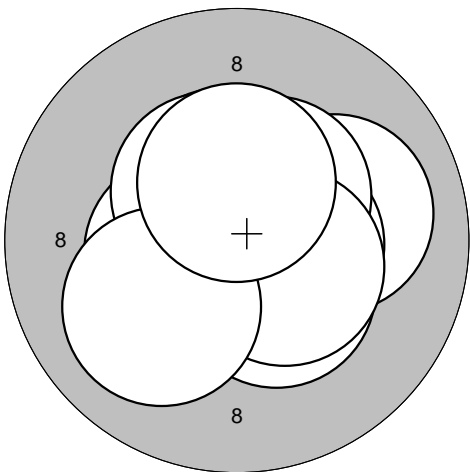
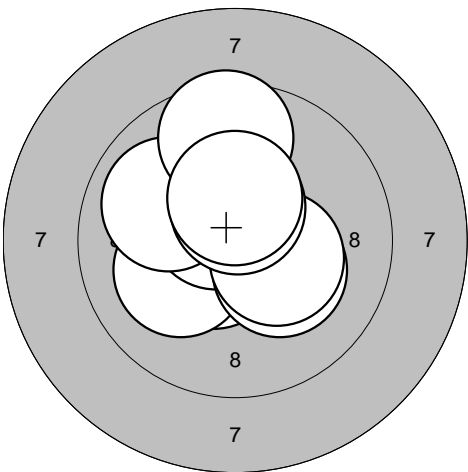
1: 10,4*	↓
2: 10,5*	↓
3: 9,9	↖
4: 10,6*	↗
5: 9,8	↘
6: 10,5*	↘
7: 10,5*	→
8: 9,4	↖
9: 10,4*	↘
10: 10,7*	↘
<b>Serie 97,0</b>	
<b>Sum 391,0</b>	

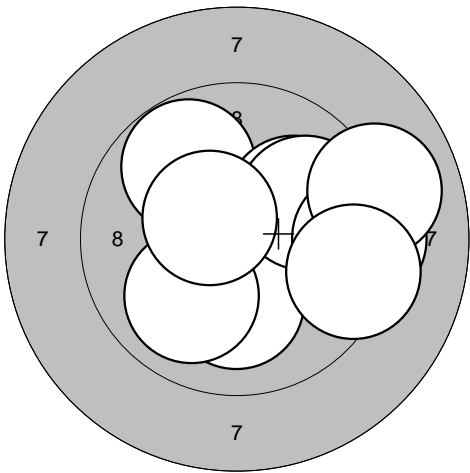
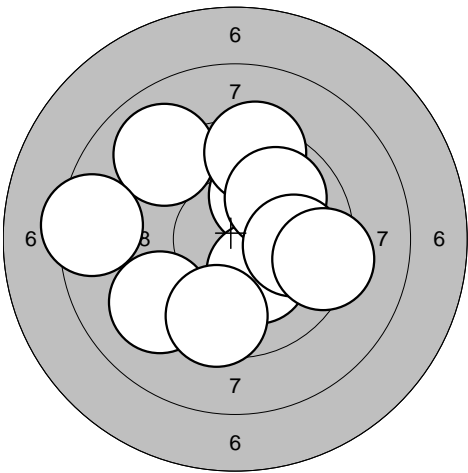


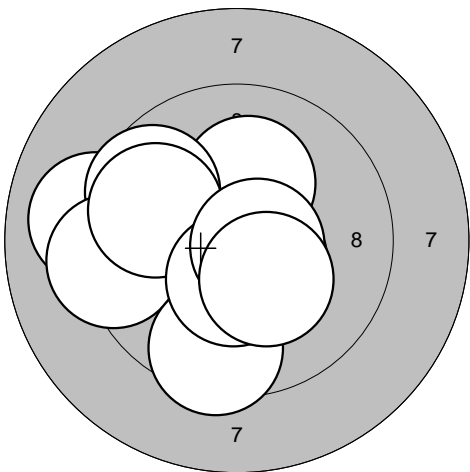
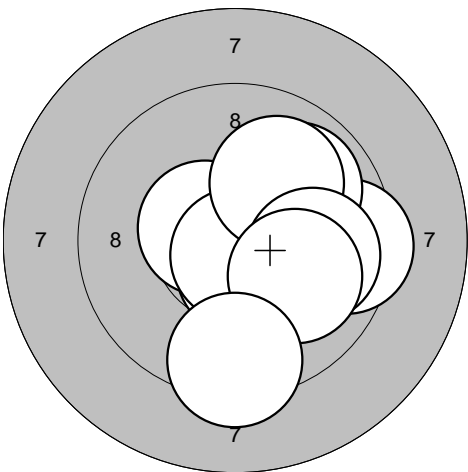
1: 9,8	→
2: 9,1	←
3: 10,7*	↓
4: 9,2	→
5: 9,8	←
6: 10,3*	↘
7: 9,7	↘
8: 10,2*	↖
9: 9,9	↖
10: 10,5*	↓
<b>Serie 94,0</b>	
<b>Sum 485,0</b>	

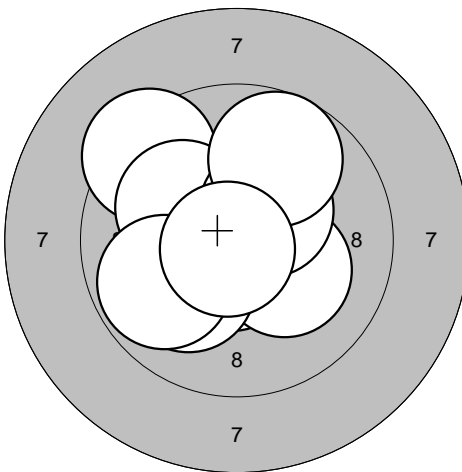
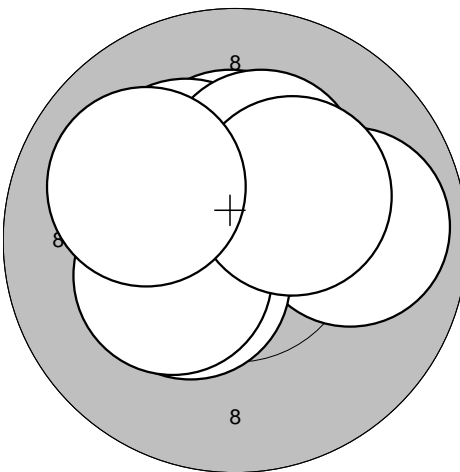


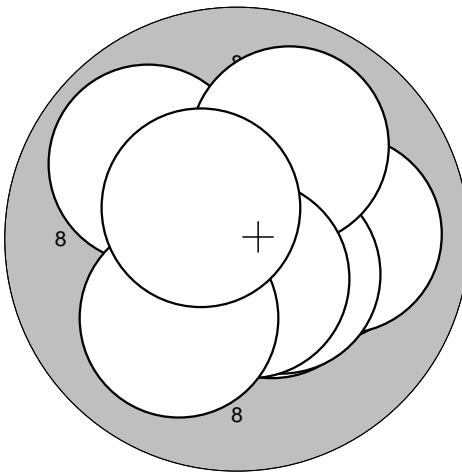
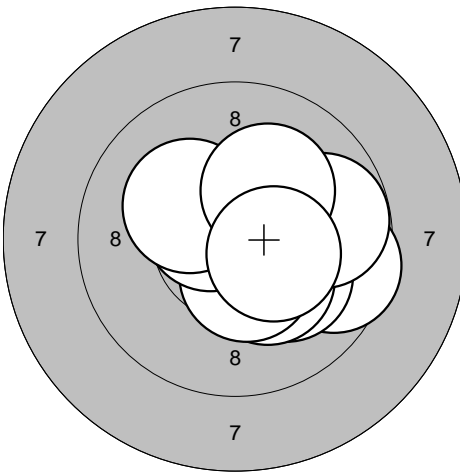
1: 10,4*	↓
2: 10,5*	↘
3: 10,7*	→
4: 9,6	→
5: 10,4*	↑
6: 10,1	↘
7: 10,4*	←
8: 9,2	←
9: 10,2*	↖
10: 10,3*	←
<b>Serie 98,0</b>	
<b>Sum 583,0</b>	

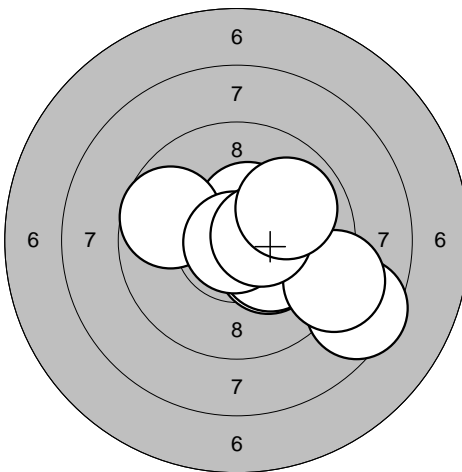
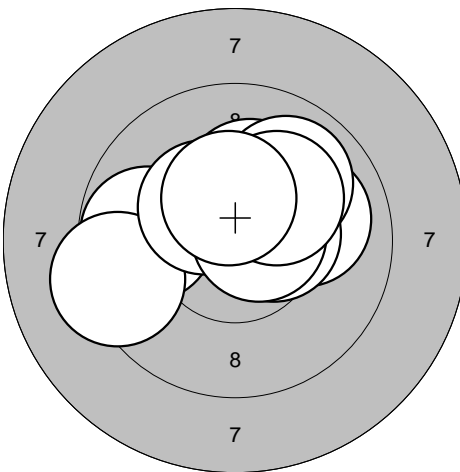
<p>Series 1</p> 	<p>1: 10,1 →</p> <p>2: 10,5* →</p> <p>3: 10,4* ↓</p> <p>4: 10,4* ←</p> <p>5: 10,4* ↗</p> <p>6: 10,4* ↑</p> <p>7: 10,5* ↑</p> <p>8: 10,5* →</p> <p>9: 10,0 ↙</p> <p>10: 10,4* ↑</p> <table border="1" style="width:100%; border-collapse: collapse; margin-top: 10px;"> <tr><td style="text-align: right;">Serie</td><td style="text-align: right;">100,0</td></tr> <tr><td style="text-align: right;">Sum</td><td style="text-align: right;">100,0</td></tr> </table>	Serie	100,0	Sum	100,0	<p>Series 2</p> 	<p>1: 10,6* ↙</p> <p>2: 10,8* ←</p> <p>3: 10,1 ↙</p> <p>4: 10,6* ↗</p> <p>5: 10,3* ↘</p> <p>6: 10,0 ↖</p> <p>7: 10,3* →</p> <p>8: 10,5* ↑</p> <p>9: 9,6 ↑</p> <p>10: 10,4* ↑</p> <table border="1" style="width:100%; border-collapse: collapse; margin-top: 10px;"> <tr><td style="text-align: right;">Serie</td><td style="text-align: right;">99,0</td></tr> <tr><td style="text-align: right;">Sum</td><td style="text-align: right;">199,0</td></tr> </table>	Serie	99,0	Sum	199,0
Serie	100,0										
Sum	100,0										
Serie	99,0										
Sum	199,0										

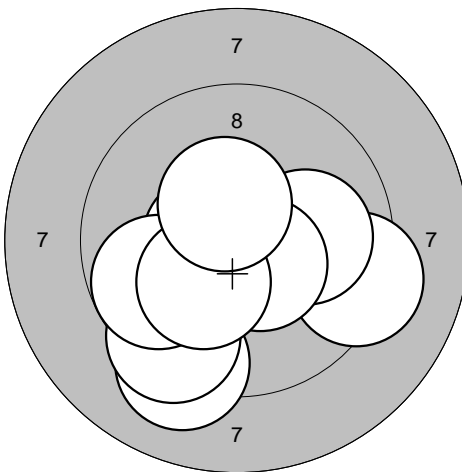
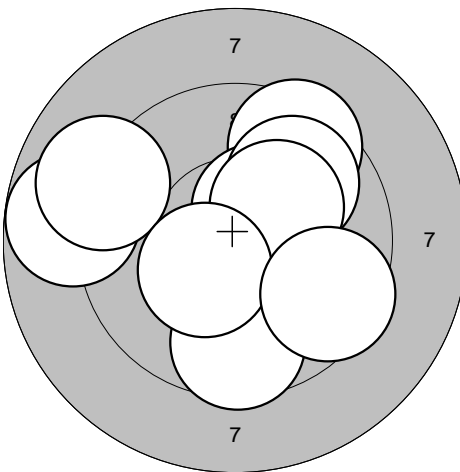
<p>Series 3</p> 	<p>1: 9,8 ↖</p> <p>2: 10,5* →</p> <p>3: 10,1 ↗</p> <p>4: 10,1 ↓</p> <p>5: 9,9 ↗</p> <p>6: 9,3 →</p> <p>7: 9,0 →</p> <p>8: 9,3 →</p> <p>9: 10,0 ↙</p> <p>10: 10,5* ↖</p> <table border="1" style="width:100%; border-collapse: collapse; margin-top: 10px;"> <tr><td style="text-align: right;">Serie</td><td style="text-align: right;">95,0</td></tr> <tr><td style="text-align: right;">Sum</td><td style="text-align: right;">294,0</td></tr> </table>	Serie	95,0	Sum	294,0	<p>Series 4</p> 	<p>1: 9,2 ↙</p> <p>2: 10,1 ↗</p> <p>3: 10,2* ↘</p> <p>4: 9,0 ↗</p> <p>5: 8,4 ←</p> <p>6: 9,4 ↑</p> <p>7: 9,9 ↗</p> <p>8: 9,9 →</p> <p>9: 9,3 →</p> <p>10: 9,6 ↓</p> <table border="1" style="width:100%; border-collapse: collapse; margin-top: 10px;"> <tr><td style="text-align: right;">Serie</td><td style="text-align: right;">91,0</td></tr> <tr><td style="text-align: right;">Sum</td><td style="text-align: right;">385,0</td></tr> </table>	Serie	91,0	Sum	385,0
Serie	95,0										
Sum	294,0										
Serie	91,0										
Sum	385,0										

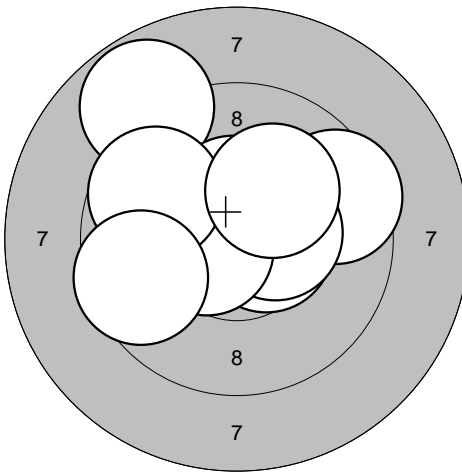
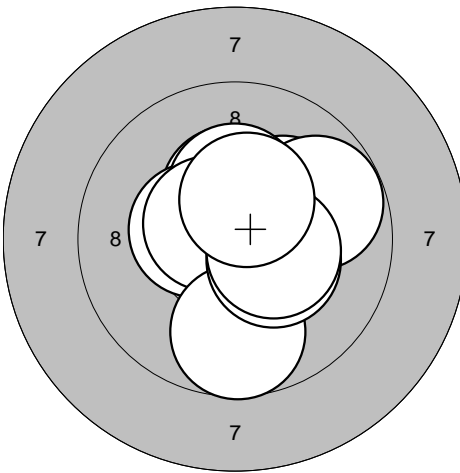
<p>Series 5</p> 	<p>1: 9,0 ←</p> <p>2: 10,2* ↑</p> <p>3: 9,6 ↗</p> <p>4: 9,3 ←</p> <p>5: 10,5* ↘</p> <p>6: 9,8 ↖</p> <p>7: 9,5 ↓</p> <p>8: 10,4* ↓</p> <p>9: 10,7* →</p> <p>10: 10,3* ↘</p> <table border="1" style="width:100%; border-collapse: collapse; margin-top: 10px;"> <tr><td style="text-align: right;">Serie</td><td style="text-align: right;">95,0</td></tr> <tr><td style="text-align: right;">Sum</td><td style="text-align: right;">480,0</td></tr> </table>	Serie	95,0	Sum	480,0	<p>Series 6</p> 	<p>1: 10,5* ↓</p> <p>2: 10,7* →</p> <p>3: 9,5 →</p> <p>4: 10,5* ←</p> <p>5: 9,9 ↗</p> <p>6: 10,8* ↓</p> <p>7: 10,0 ↗</p> <p>8: 9,9 →</p> <p>9: 10,0 ↘</p> <p>10: 9,3 ↓</p> <table border="1" style="width:100%; border-collapse: collapse; margin-top: 10px;"> <tr><td style="text-align: right;">Serie</td><td style="text-align: right;">96,0</td></tr> <tr><td style="text-align: right;">Sum</td><td style="text-align: right;">576,0</td></tr> </table>	Serie	96,0	Sum	576,0
Serie	95,0										
Sum	480,0										
Serie	96,0										
Sum	576,0										

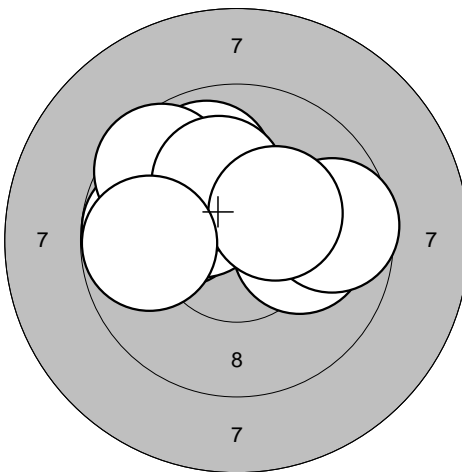
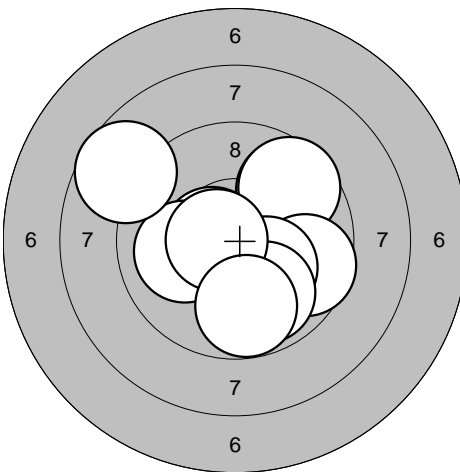
<p>Series 1</p> 	<p>1: 10,6* ↘ 2: 10,3* ↗ 3: 10,2* ↘ 4: 9,3 ↗ 5: 10,1 ↗ 6: 10,4* ↗ 7: 10,1 ↘ 8: 9,8 ↙ 9: 9,8 ↗ 10: 10,8* ↙</p> <table border="1" style="width:100%; border-collapse: collapse;"> <tr><td>Serie</td><td style="text-align: right;">97,0</td></tr> <tr><td>Sum</td><td style="text-align: right;">97,0</td></tr> </table>	Serie	97,0	Sum	97,0	<p>Series 2</p> 	<p>1: 10,6* ↖ 2: 9,9 → 3: 10,5* ↗ 4: 10,4* ↙ 5: 10,3* ↑ 6: 10,2* ↖ 7: 10,3* ↙ 8: 10,3* ↗ 9: 10,3* ↗ 10: 10,0 ↖</p> <table border="1" style="width:100%; border-collapse: collapse;"> <tr><td>Serie</td><td style="text-align: right;">99,0</td></tr> <tr><td>Sum</td><td style="text-align: right;">196,0</td></tr> </table>	Serie	99,0	Sum	196,0
Serie	97,0										
Sum	97,0										
Serie	99,0										
Sum	196,0										

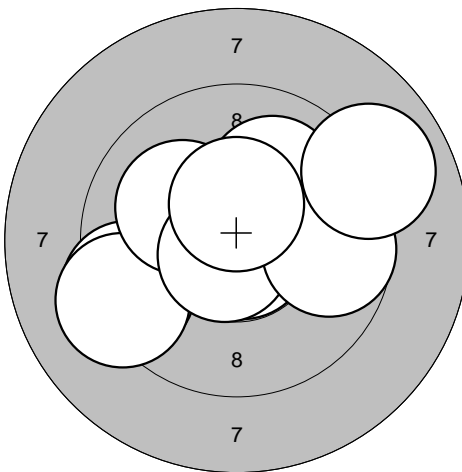
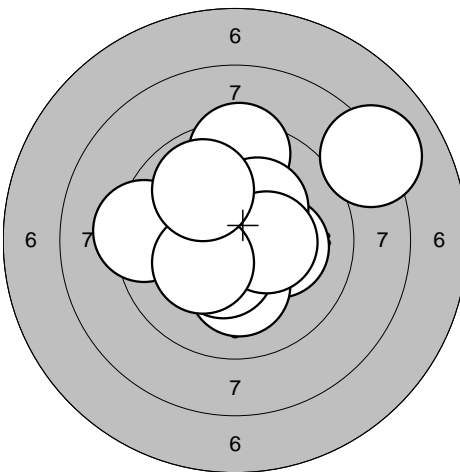
<p>Series 3</p> 	<p>1: 10,5* ↘ 2: 10,2* → 3: 10,3* → 4: 10,0 → 5: 9,9 ↗ 6: 10,4* ↘ 7: 10,0 ↗ 8: 10,6* ↘ 9: 10,1 ↘ 10: 10,5* ↗</p> <table border="1" style="width:100%; border-collapse: collapse;"> <tr><td>Serie</td><td style="text-align: right;">99,0</td></tr> <tr><td>Sum</td><td style="text-align: right;">295,0</td></tr> </table>	Serie	99,0	Sum	295,0	<p>Series 4</p> 	<p>1: 9,6 → 2: 10,1 ↘ 3: 10,3* ↘ 4: 10,4* ↘ 5: 10,6* ↗ 6: 9,8 → 7: 10,6* ↖ 8: 10,2* ↖ 9: 10,2* ↗ 10: 10,4* →</p> <table border="1" style="width:100%; border-collapse: collapse;"> <tr><td>Serie</td><td style="text-align: right;">98,0</td></tr> <tr><td>Sum</td><td style="text-align: right;">393,0</td></tr> </table>	Serie	98,0	Sum	393,0
Serie	99,0										
Sum	295,0										
Serie	98,0										
Sum	393,0										

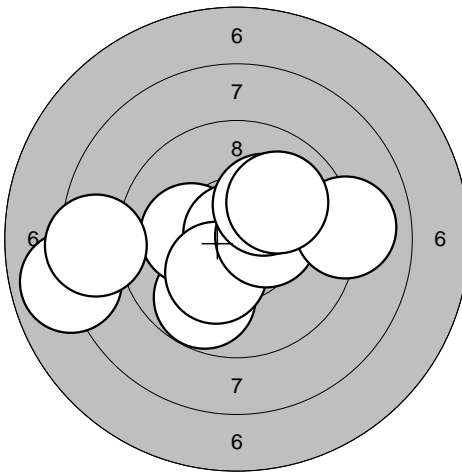
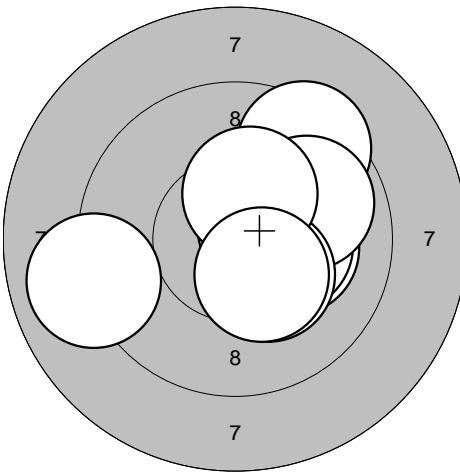
<p>Series 5</p> 	<p>1: 10,4* ↗ 2: 9,7 ↖ 3: 10,3* → 4: 8,5 ↘ 5: 10,2* ↘ 6: 10,3* ↘ 7: 9,1 → 8: 10,9* ↙ 9: 10,5* → 10: 9,9 ↗</p> <table border="1" style="width:100%; border-collapse: collapse;"> <tr><td>Serie</td><td style="text-align: right;">95,0</td></tr> <tr><td>Sum</td><td style="text-align: right;">488,0</td></tr> </table>	Serie	95,0	Sum	488,0	<p>Series 6</p> 	<p>1: 10,0 → 2: 9,8 ← 3: 9,3 ← 4: 10,4* → 5: 10,4* ↖ 6: 10,2* ↑ 7: 10,6* → 8: 9,9 ↗ 9: 10,2* ↗ 10: 10,4* ↑</p> <table border="1" style="width:100%; border-collapse: collapse;"> <tr><td>Serie</td><td style="text-align: right;">97,0</td></tr> <tr><td>Sum</td><td style="text-align: right;">585,0</td></tr> </table>	Serie	97,0	Sum	585,0
Serie	95,0										
Sum	488,0										
Serie	97,0										
Sum	585,0										

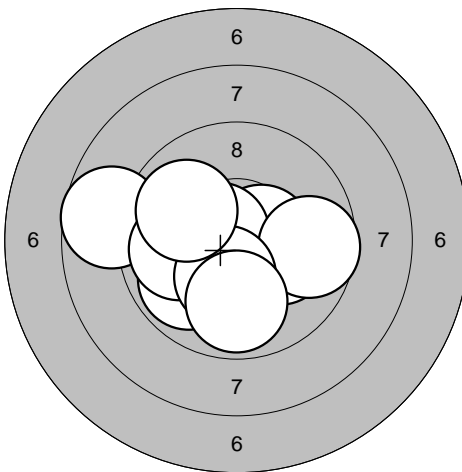
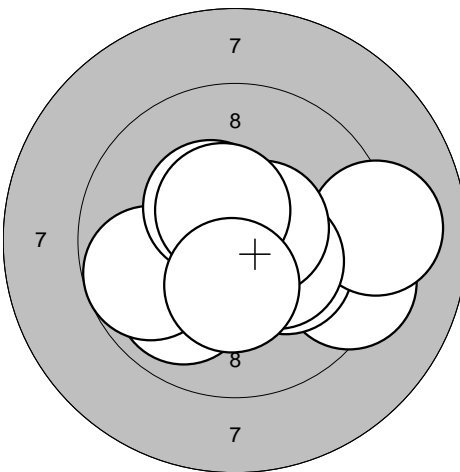
<p>Series 1</p> 	<p>1: 10,6* ←</p> <p>2: 9,3 →</p> <p>3: 10,8* ↓</p> <p>4: 9,2 ↓</p> <p>5: 9,4 ↓</p> <p>6: 10,0 →</p> <p>7: 9,8 ←</p> <p>8: 10,5* ↓</p> <p>9: 10,2* ↓</p> <p>10: 10,4* ↑</p>	<p>Series 2</p> 	<p>1: 8,8 ←</p> <p>2: 9,5 ↗</p> <p>3: 9,0 ←</p> <p>4: 10,8* ↓</p> <p>5: 10,4* ↗</p> <p>6: 9,9 ↗</p> <p>7: 9,6 ↓</p> <p>8: 10,2* ↗</p> <p>9: 10,4* ↓</p> <p>10: 9,5 ↘</p>
Serie 96,0		Serie 93,0	
Sum 96,0		Sum 189,0	

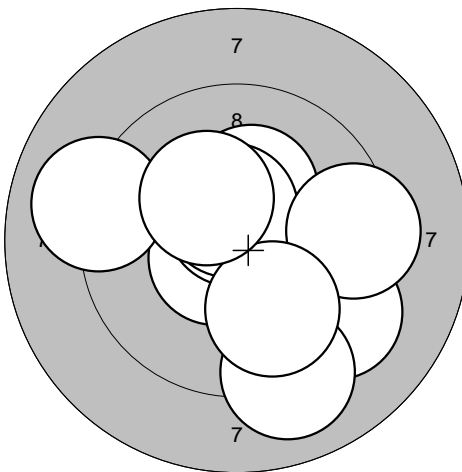
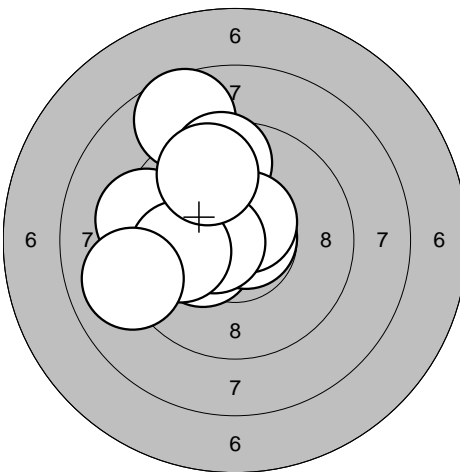
<p>Series 3</p> 	<p>1: 10,5* →</p> <p>2: 10,5* ↗</p> <p>3: 8,8 ↗</p> <p>4: 9,5 →</p> <p>5: 10,5* ↑</p> <p>6: 10,4* →</p> <p>7: 10,5* ←</p> <p>8: 9,7 ↗</p> <p>9: 9,6 ←</p> <p>10: 10,2* ↗</p>	<p>Series 4</p> 	<p>1: 10,4* ↑</p> <p>2: 10,4* ←</p> <p>3: 10,1 ↗</p> <p>4: 9,8 ↗</p> <p>5: 10,3* ↑</p> <p>6: 10,6* ↗</p> <p>7: 9,7 ↓</p> <p>8: 10,4* ↘</p> <p>9: 10,4* →</p> <p>10: 10,4* ↑</p>
Serie 95,0		Serie 98,0	
Sum 284,0		Sum 382,0	

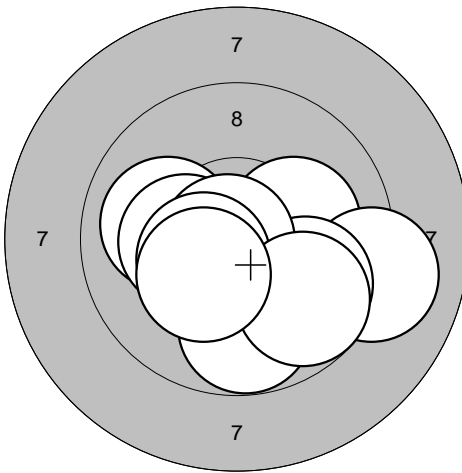
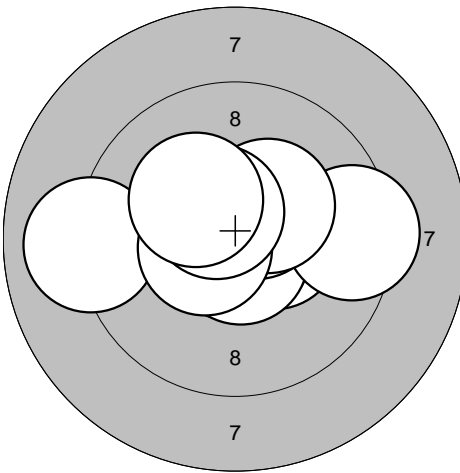
<p>Series 5</p> 	<p>1: 10,2* ←</p> <p>2: 9,8 ←</p> <p>3: 10,3* ↗</p> <p>4: 9,9 ↗</p> <p>5: 9,6 ↗</p> <p>6: 10,1 →</p> <p>7: 10,1 ↑</p> <p>8: 9,6 →</p> <p>9: 10,3* ↗</p> <p>10: 9,8 ←</p>	<p>Series 6</p> 	<p>1: 9,7 ↗</p> <p>2: 10,6* ←</p> <p>3: 10,0 ←</p> <p>4: 9,6 ↗</p> <p>5: 9,7 →</p> <p>6: 8,7 ↗</p> <p>7: 10,2* ↓</p> <p>8: 9,9 ↓</p> <p>9: 10,6* ←</p> <p>10: 9,8 ↓</p>
Serie 95,0		Serie 93,0	
Sum 477,0		Sum 570,0	

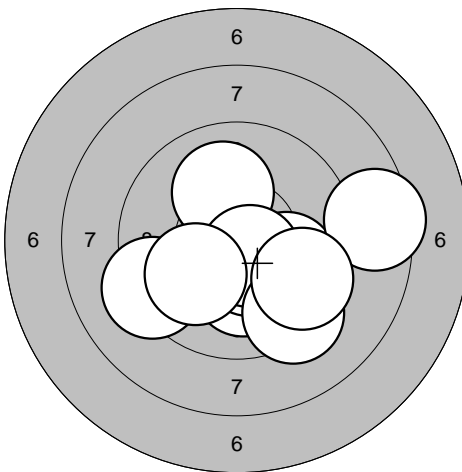
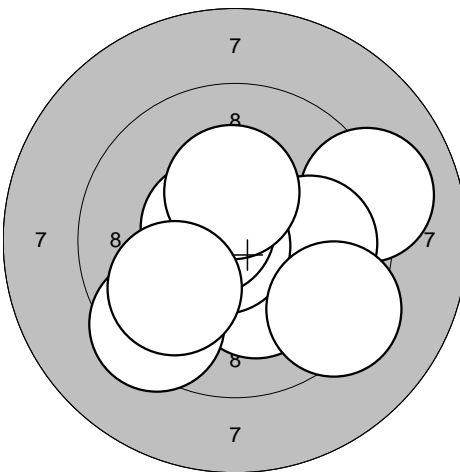
<p>Series 1</p> 	<p>1: 9,4 ←</p> <p>2: 9,2 ←</p> <p>3: 10,6* ↑</p> <p>4: 10,8* ↓</p> <p>5: 10,1 ↖</p> <p>6: 10,7* ↙</p> <p>7: 10,1 ↗</p> <p>8: 9,7 →</p> <p>9: 9,0 ↗</p> <p>10: 10,5* ↑</p>	<p>Series 2</p> 	<p>1: 10,2* →</p> <p>2: 8,1 ↗</p> <p>3: 9,4 ←</p> <p>4: 9,4 ↑</p> <p>5: 10,2* ↓</p> <p>6: 10,4* ↙</p> <p>7: 10,3* ↗</p> <p>8: 10,4* →</p> <p>9: 10,3* ↙</p> <p>10: 9,9 ↖</p>
Serie 96,0	Serie 95,0	Serie 95,0	Serie 95,0
Sum 96,0	Sum 191,0	Sum 191,0	Sum 191,0

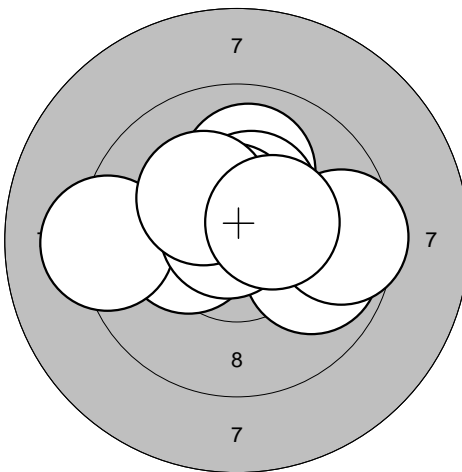
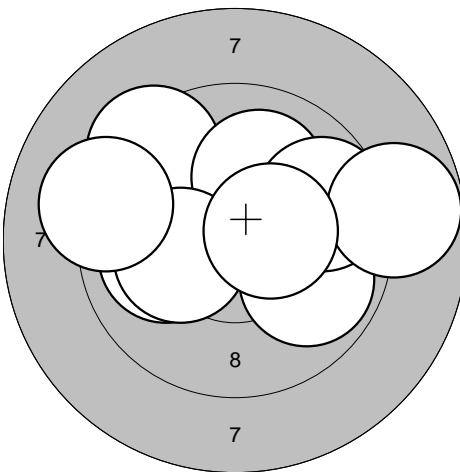
<p>Series 3</p> 	<p>1: 9,8 ↓</p> <p>2: 10,2* ←</p> <p>3: 10,9* ↗</p> <p>4: 7,9 ←</p> <p>5: 8,5 ←</p> <p>6: 10,3* ↙</p> <p>7: 10,4* →</p> <p>8: 9,0 →</p> <p>9: 10,2* ↗</p> <p>10: 10,0 ↗</p>	<p>Series 4</p> 	<p>1: 10,5* ↗</p> <p>2: 10,3* ↗</p> <p>3: 9,4 ↗</p> <p>4: 10,2* →</p> <p>5: 10,3* →</p> <p>6: 9,0 ←</p> <p>7: 9,9 ↗</p> <p>8: 10,3* ↙</p> <p>9: 10,3* ↑</p> <p>10: 10,4* ↙</p>
Serie 93,0	Serie 97,0	Serie 97,0	Serie 97,0
Sum 284,0	Sum 381,0	Sum 381,0	Sum 381,0

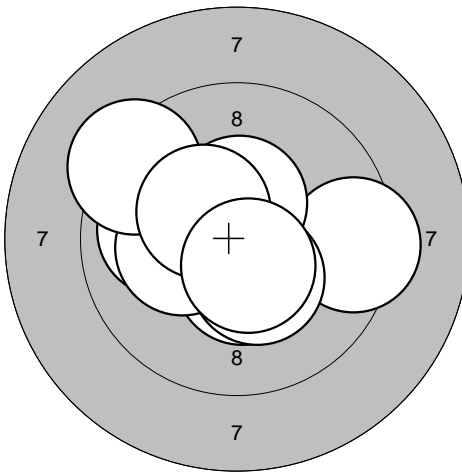
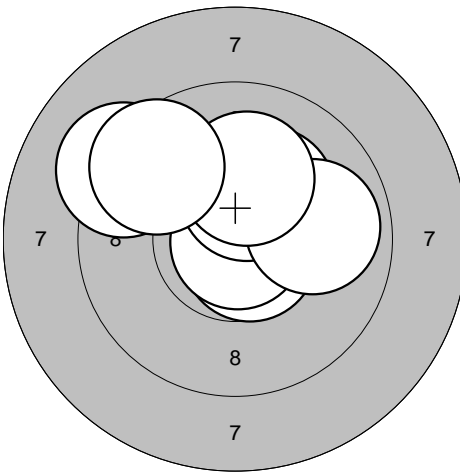
<p>Series 5</p> 	<p>1: 10,1 →</p> <p>2: 8,7 ←</p> <p>3: 9,9 ↙</p> <p>4: 10,5* →</p> <p>5: 10,6* ↖</p> <p>6: 9,9 ←</p> <p>7: 9,7 →</p> <p>8: 10,3* ↙</p> <p>9: 9,9 ↓</p> <p>10: 9,9 ↖</p>	<p>Series 6</p> 	<p>1: 9,9 ↙</p> <p>2: 9,8 ←</p> <p>3: 9,3 →</p> <p>4: 10,2* ↙</p> <p>5: 9,0 →</p> <p>6: 10,4* ↗</p> <p>7: 10,3* ↙</p> <p>8: 10,6* ↗</p> <p>9: 10,5* ↗</p> <p>10: 10,4* ↓</p>
Serie 93,0	Serie 96,0	Serie 96,0	Serie 96,0
Sum 474,0	Sum 570,0	Sum 570,0	Sum 570,0

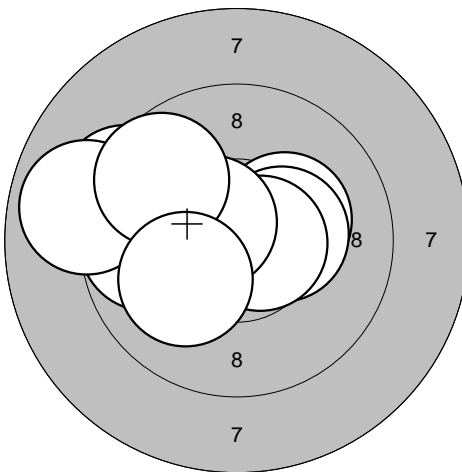
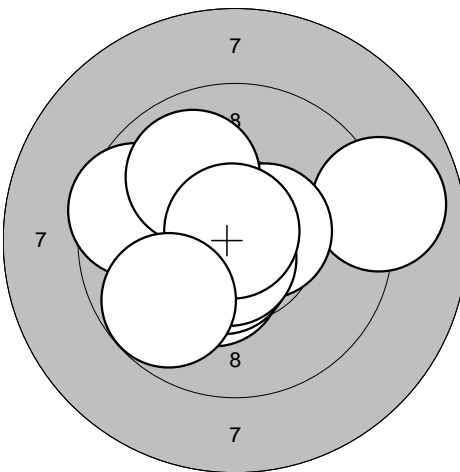
<p>Series 1</p> 	<p>1: 10,3* ↗</p> <p>2: 10,6* ↘</p> <p>3: 9,1 ←</p> <p>4: 10,7* ↗</p> <p>5: 9,3 ↘</p> <p>6: 9,0 ↘</p> <p>7: 10,6* ↗</p> <p>8: 9,4 →</p> <p>9: 9,9 ↘</p> <p>10: 10,3* ↗</p> <table border="1" style="width:100%; border-collapse: collapse;"> <tr> <td style="text-align: right;">Serie</td> <td style="text-align: right;">95,0</td> </tr> <tr> <td style="text-align: right;">Sum</td> <td style="text-align: right;">95,0</td> </tr> </table>	Serie	95,0	Sum	95,0	<p>Series 2</p> 	<p>1: 10,3* ↖</p> <p>2: 8,6 ↗</p> <p>3: 10,8* →</p> <p>4: 9,6 ↗</p> <p>5: 10,6* ↗</p> <p>6: 9,3 ←</p> <p>7: 10,6* ←</p> <p>8: 10,0 ←</p> <p>9: 9,0 ←</p> <p>10: 9,7 ↗</p> <table border="1" style="width:100%; border-collapse: collapse;"> <tr> <td style="text-align: right;">Serie</td> <td style="text-align: right;">94,0</td> </tr> <tr> <td style="text-align: right;">Sum</td> <td style="text-align: right;">189,0</td> </tr> </table>	Serie	94,0	Sum	189,0
Serie	95,0										
Sum	95,0										
Serie	94,0										
Sum	189,0										

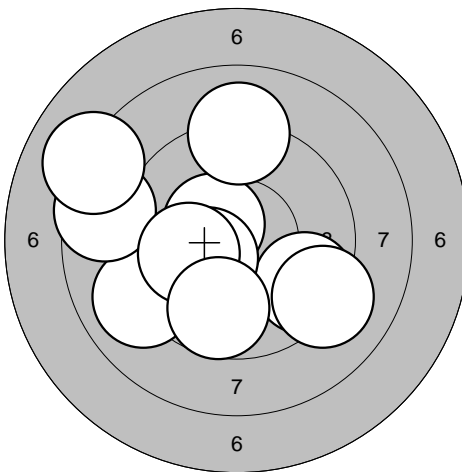
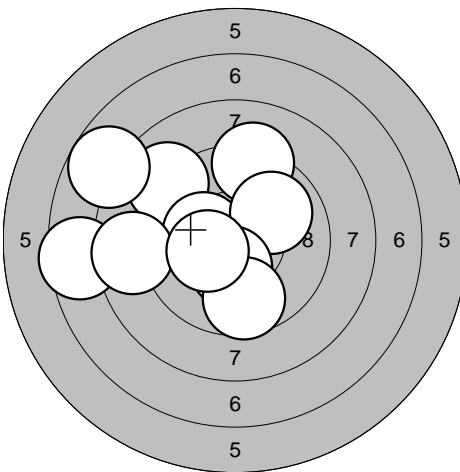
<p>Series 3</p> 	<p>1: 9,8 ↓</p> <p>2: 10,0 ←</p> <p>3: 10,1 →</p> <p>4: 9,1 →</p> <p>5: 9,8 ↘</p> <p>6: 10,3* ←</p> <p>7: 10,8* ←</p> <p>8: 10,4* ←</p> <p>9: 9,8 ↓</p> <p>10: 10,3* ↘</p> <table border="1" style="width:100%; border-collapse: collapse;"> <tr> <td style="text-align: right;">Serie</td> <td style="text-align: right;">96,0</td> </tr> <tr> <td style="text-align: right;">Sum</td> <td style="text-align: right;">285,0</td> </tr> </table>	Serie	96,0	Sum	285,0	<p>Series 4</p> 	<p>1: 10,4* →</p> <p>2: 10,8* ↘</p> <p>3: 10,7* ↘</p> <p>4: 10,5* ↗</p> <p>5: 9,4 →</p> <p>6: 9,0 ←</p> <p>7: 10,3* ↗</p> <p>8: 10,5* ←</p> <p>9: 10,5* ↗</p> <p>10: 10,2* ↗</p> <table border="1" style="width:100%; border-collapse: collapse;"> <tr> <td style="text-align: right;">Serie</td> <td style="text-align: right;">98,0</td> </tr> <tr> <td style="text-align: right;">Sum</td> <td style="text-align: right;">383,0</td> </tr> </table>	Serie	98,0	Sum	383,0
Serie	96,0										
Sum	285,0										
Serie	98,0										
Sum	383,0										

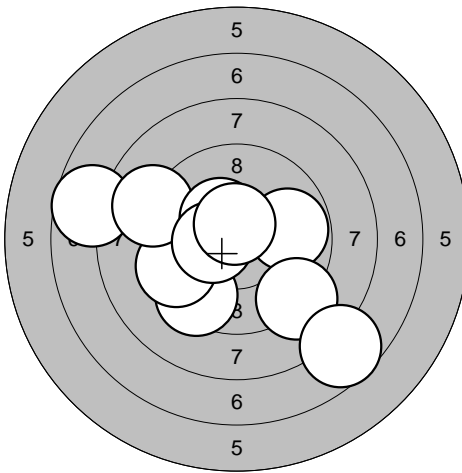
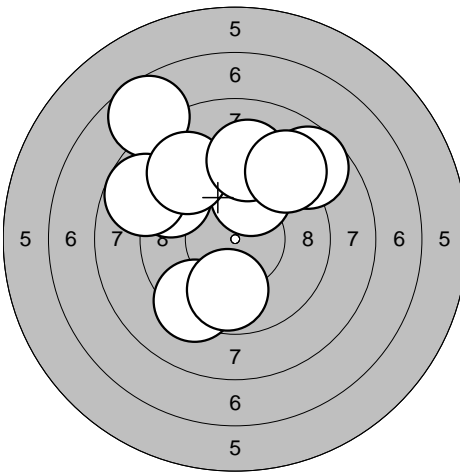
<p>Series 5</p> 	<p>1: 10,0 ↘</p> <p>2: 10,2* ↓</p> <p>3: 10,5* ↘</p> <p>4: 8,5 →</p> <p>5: 10,1 ↗</p> <p>6: 9,2 ←</p> <p>7: 10,6* ↘</p> <p>8: 10,0 ↘</p> <p>9: 9,3 ↘</p> <p>10: 9,6 ↘</p> <table border="1" style="width:100%; border-collapse: collapse;"> <tr> <td style="text-align: right;">Serie</td> <td style="text-align: right;">95,0</td> </tr> <tr> <td style="text-align: right;">Sum</td> <td style="text-align: right;">478,0</td> </tr> </table>	Serie	95,0	Sum	478,0	<p>Series 6</p> 	<p>1: 10,2* ↓</p> <p>2: 9,1 →</p> <p>3: 9,4 ↘</p> <p>4: 10,6* ↖</p> <p>5: 9,9 →</p> <p>6: 10,8* ←</p> <p>7: 9,3 ↘</p> <p>8: 10,6* ↖</p> <p>9: 10,3* ↗</p> <p>10: 9,9 ↖</p> <table border="1" style="width:100%; border-collapse: collapse;"> <tr> <td style="text-align: right;">Serie</td> <td style="text-align: right;">95,0</td> </tr> <tr> <td style="text-align: right;">Sum</td> <td style="text-align: right;">573,0</td> </tr> </table>	Serie	95,0	Sum	573,0
Serie	95,0										
Sum	478,0										
Serie	95,0										
Sum	573,0										

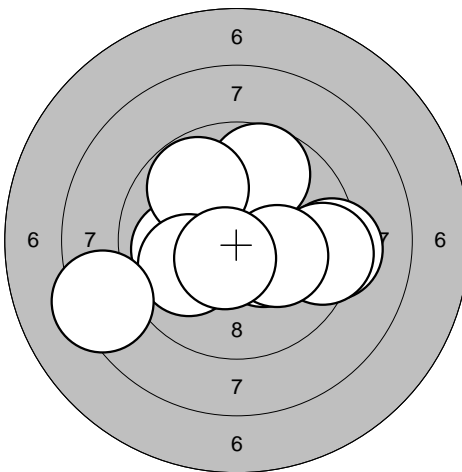
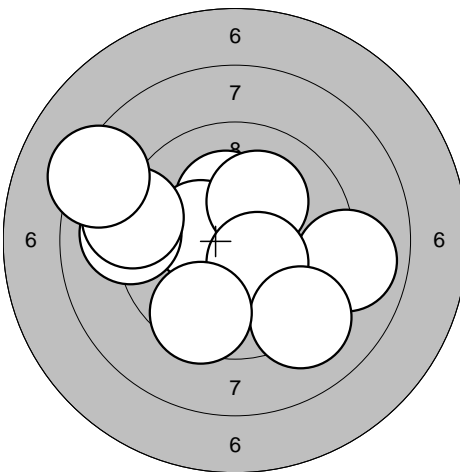
<p>Series 1</p> 	<p>1: 10,3* ←</p> <p>2: 10,0 ↑</p> <p>3: 9,9 →</p> <p>4: 9,2 ←</p> <p>5: 10,4* ↑</p> <p>6: 10,6* ↑</p> <p>7: 10,8* ↗</p> <p>8: 9,6 →</p> <p>9: 10,2* ↗</p> <p>10: 10,4* ↗</p>	<p>Series 2</p> 	<p>1: 10,0 →</p> <p>2: 10,0 ←</p> <p>3: 9,4 ↗</p> <p>4: 10,1 ↑</p> <p>5: 10,2* ←</p> <p>6: 9,8 ↘</p> <p>7: 9,7 →</p> <p>8: 8,8 →</p> <p>9: 9,2 ←</p> <p>10: 10,5* →</p>
Serie 97,0	Serie 94,0	Serie 94,0	Serie 94,0
Sum 97,0	Sum 191,0	Sum 191,0	Sum 191,0

<p>Series 3</p> 	<p>1: 10,4* ↓</p> <p>2: 10,7* ↓</p> <p>3: 10,0 ←</p> <p>4: 10,2* ←</p> <p>5: 9,4 →</p> <p>6: 10,4* ↓</p> <p>7: 9,3 ↗</p> <p>8: 10,5* ↑</p> <p>9: 10,4* ↗</p> <p>10: 10,6* ↓</p>	<p>Series 4</p> 	<p>1: 10,4* ↗</p> <p>2: 10,8* ↘</p> <p>3: 10,2* ↗</p> <p>4: 10,7* ↓</p> <p>5: 10,9* ↓</p> <p>6: 9,2 ↗</p> <p>7: 10,3* ↑</p> <p>8: 9,9 →</p> <p>9: 10,1 ↑</p> <p>10: 9,5 ↗</p>
Serie 98,0	Serie 97,0	Serie 97,0	Serie 97,0
Sum 289,0	Sum 386,0	Sum 386,0	Sum 386,0

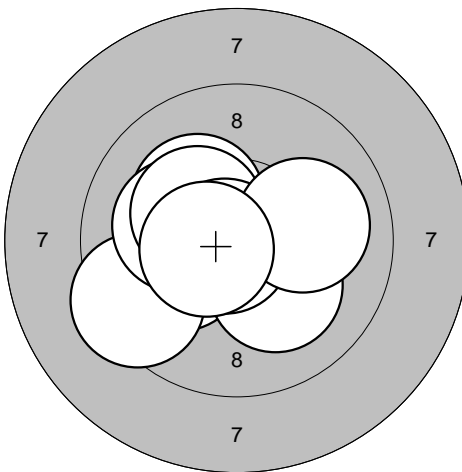
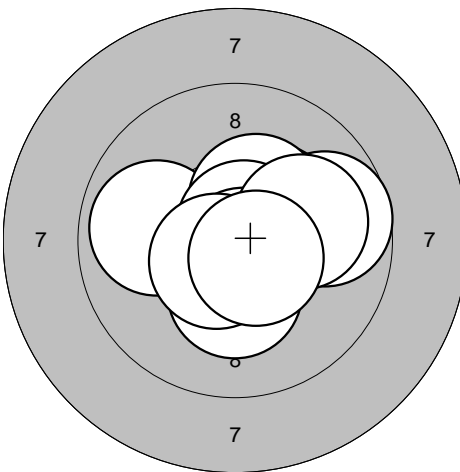
<p>Series 5</p> 	<p>1: 10,2* →</p> <p>2: 9,4 ←</p> <p>3: 10,3* →</p> <p>4: 10,6* →</p> <p>5: 10,5* ↗</p> <p>6: 9,3 ↗</p> <p>7: 9,7 ←</p> <p>8: 8,9 ←</p> <p>9: 9,7 ↗</p> <p>10: 10,1 ←</p>	<p>Series 6</p> 	<p>1: 10,4* ↓</p> <p>2: 9,0 →</p> <p>3: 10,6* ↓</p> <p>4: 10,8* ↘</p> <p>5: 10,5* →</p> <p>6: 9,6 ←</p> <p>7: 10,7* ↓</p> <p>8: 10,0 ↗</p> <p>9: 10,8* ↑</p> <p>10: 9,7 ↘</p>
Serie 94,0	Serie 97,0	Serie 97,0	Serie 97,0
Sum 480,0	Sum 577,0	Sum 577,0	Sum 577,0

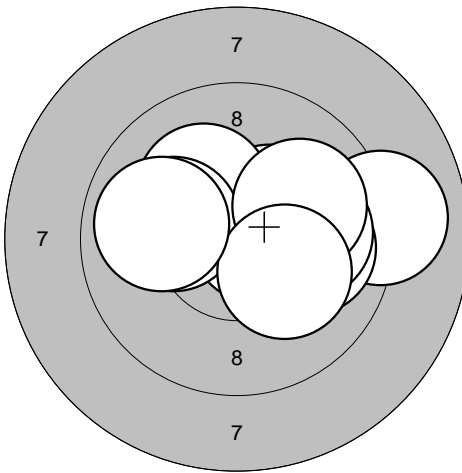
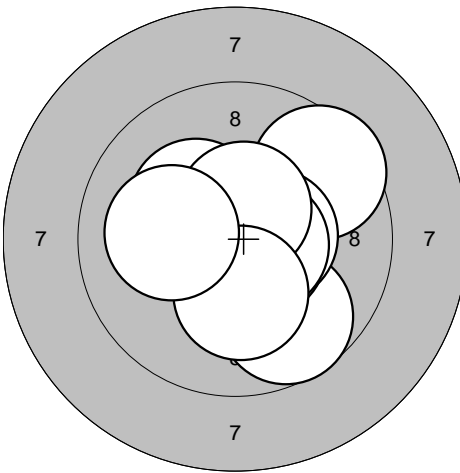
<p>Series 1</p> 	<p>1: 10,5* ↗</p> <p>2: 9,5 ↘</p> <p>3: 9,1 ↘</p> <p>4: 10,3* ↙</p> <p>5: 9,0 ←</p> <p>6: 8,6 ←</p> <p>7: 10,1 ←</p> <p>8: 8,1 ↗</p> <p>9: 9,1 ↑</p> <p>10: 9,7 ↓</p> <hr/> <p>Serie 91,0</p> <hr/> <p>Sum 91,0</p>	<p>Series 2</p> 	<p>1: 9,2 ↑</p> <p>2: 9,0 ↘</p> <p>3: 10,2* ←</p> <p>4: 7,5 ←</p> <p>5: 10,0 ↗</p> <p>6: 10,3* ↓</p> <p>7: 9,6 ↓</p> <p>8: 8,7 ←</p> <p>9: 7,7 ↘</p> <p>10: 10,3* ←</p> <hr/> <p>Serie 89,0</p> <hr/> <p>Sum 180,0</p>
--	---	--	--

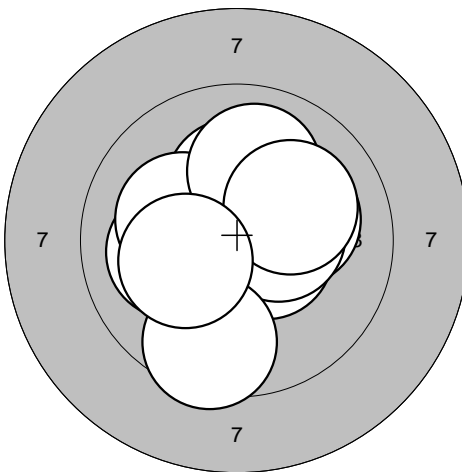
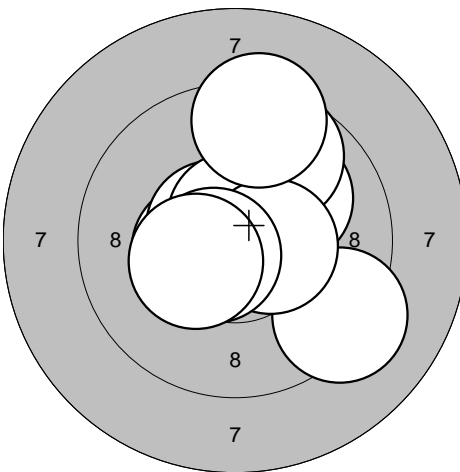
<p>Series 3</p> 	<p>1: 7,7 ←</p> <p>2: 9,4 ↘</p> <p>3: 9,5 ←</p> <p>4: 9,8 →</p> <p>5: 9,0 ↗</p> <p>6: 10,4* ↗</p> <p>7: 10,4* ←</p> <p>8: 9,1 ↘</p> <p>9: 10,6* ↑</p> <p>10: 7,7 ↘</p> <hr/> <p>Serie 89,0</p> <hr/> <p>Sum 269,0</p>	<p>Series 4</p> 	<p>1: 7,7 ↗</p> <p>2: 9,3 ↘</p> <p>3: 8,7 ↗</p> <p>4: 9,9 ↑</p> <p>5: 8,8 ←</p> <p>6: 9,2 ↗</p> <p>7: 9,2 ↑</p> <p>8: 9,3 ↘</p> <p>9: 9,1 ↗</p> <p>10: 9,8 ↓</p> <hr/> <p>Serie 86,0</p> <hr/> <p>Sum 355,0</p>
---	---	---	---

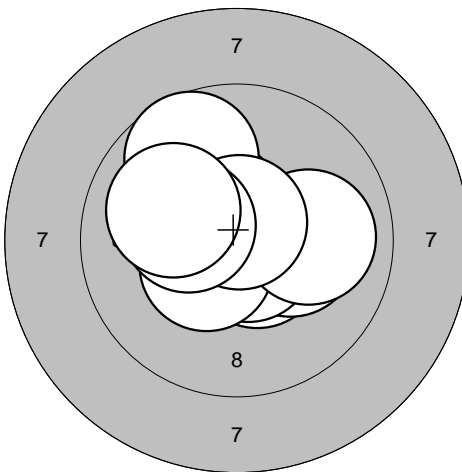
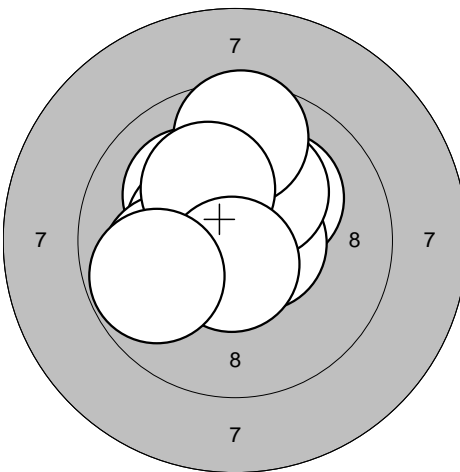
<p>Series 5</p> 	<p>1: 10,4* ↘</p> <p>2: 9,7 ↑</p> <p>3: 10,0 ←</p> <p>4: 9,3 →</p> <p>5: 9,4 →</p> <p>6: 10,2* →</p> <p>7: 9,8 ↗</p> <p>8: 10,0 ←</p> <p>9: 10,6* ↘</p> <p>10: 8,4 ←</p> <hr/> <p>Serie 94,0</p> <hr/> <p>Sum 449,0</p>	<p>Series 6</p> 	<p>1: 10,2* ↑</p> <p>2: 9,0 →</p> <p>3: 10,3* ←</p> <p>4: 10,2* ↗</p> <p>5: 9,1 ←</p> <p>6: 10,4* ↘</p> <p>7: 9,1 ←</p> <p>8: 8,3 ↗</p> <p>9: 9,1 ↘</p> <p>10: 9,5 ↘</p> <hr/> <p>Serie 93,0</p> <hr/> <p>Sum 542,0</p>
--	---	--	---

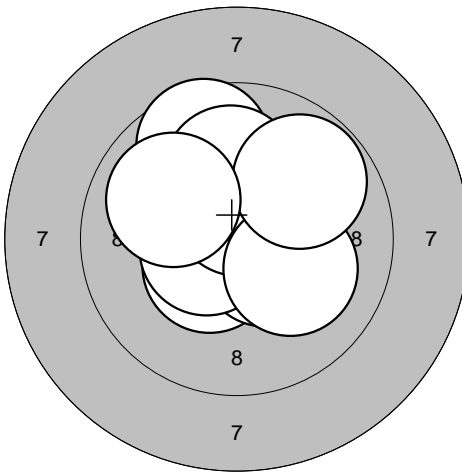
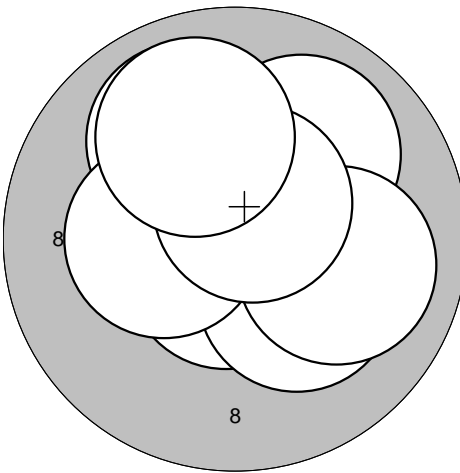


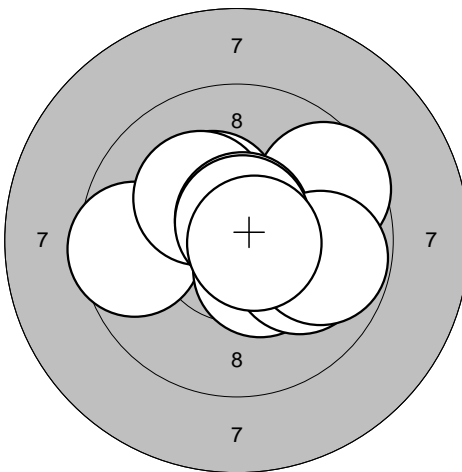
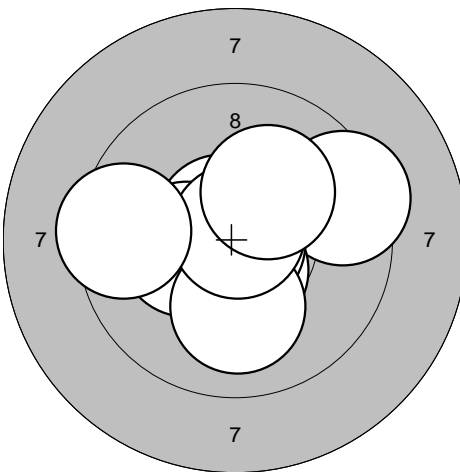
<p>Series 1</p> 	<p>1: 10,1 ←</p> <p>2: 10,2* ↗</p> <p>3: 9,4 ←</p> <p>4: 10,2* ←</p> <p>5: 10,7* ↓</p> <p>6: 10,2* ↓</p> <p>7: 10,3* ↗</p> <p>8: 10,8* ←</p> <p>9: 10,0 →</p> <p>10: 10,5* ←</p>	<p>Series 2</p> 	<p>1: 10,3* ↓</p> <p>2: 10,3* ↗</p> <p>3: 9,9 ←</p> <p>4: 10,4* ↗</p> <p>5: 10,7* ↗</p> <p>6: 10,7* ↓</p> <p>7: 10,6* ↓</p> <p>8: 9,7 →</p> <p>9: 10,0 →</p> <p>10: 10,6* ↓</p>
Serie 99,0		Serie 98,0	
Sum 99,0		Sum 197,0	

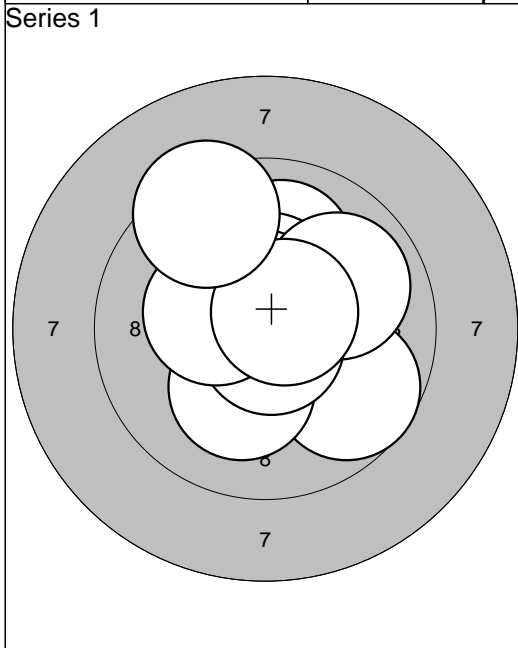
<p>Series 3</p> 	<p>1: 9,0 →</p> <p>2: 10,0 →</p> <p>3: 10,6* →</p> <p>4: 10,4* ↗</p> <p>5: 10,2* ↗</p> <p>6: 10,1 ←</p> <p>7: 10,0 →</p> <p>8: 10,0 ↗</p> <p>9: 10,2* ↓</p> <p>10: 9,9 ←</p>	<p>Series 4</p> 	<p>1: 9,5 ↗</p> <p>2: 9,7 ↓</p> <p>3: 10,6* ↘</p> <p>4: 10,3* ←</p> <p>5: 10,3* ↗</p> <p>6: 10,5* →</p> <p>7: 10,6* →</p> <p>8: 10,6* ↗</p> <p>9: 10,2* ↓</p> <p>10: 10,1 ←</p>
Serie 98,0		Serie 98,0	
Sum 295,0		Sum 393,0	

<p>Series 5</p> 	<p>1: 10,1 ←</p> <p>2: 10,1 →</p> <p>3: 10,2* ↑</p> <p>4: 10,2* ←</p> <p>5: 10,5* →</p> <p>6: 10,4* →</p> <p>7: 10,0 ↑</p> <p>8: 9,5 ↓</p> <p>9: 10,1 →</p> <p>10: 10,2* ←</p>	<p>Series 6</p> 	<p>1: 9,3 ↘</p> <p>2: 10,5* ←</p> <p>3: 10,1 ↗</p> <p>4: 9,7 ↗</p> <p>5: 10,6* ↖</p> <p>6: 10,7* ↑</p> <p>7: 10,5* →</p> <p>8: 10,6* ↖</p> <p>9: 10,3* ↖</p> <p>10: 9,3 ↑</p>
Serie 99,0		Serie 97,0	
Sum 492,0		Sum 589,0	

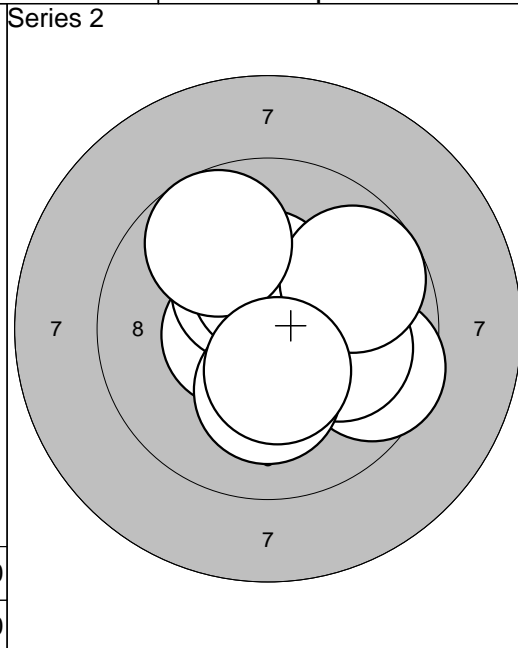
<p>Series 1</p> 	<p>1: 10,6* ↘                  2: 10,2* →                  3: 10,5* ↗                  4: 10,7* ↘                  5: 10,4* ↙                  6: 9,7 ↗                  7: 10,0 →                  8: 10,7* ↗                  9: 10,3* ↖                  10: 10,0 ↖</p> <table border="1" style="width:100%; border-collapse: collapse;"> <tr><td style="text-align: right;">Serie</td><td style="text-align: right;">99,0</td></tr> <tr><td style="text-align: right;">Sum</td><td style="text-align: right;">99,0</td></tr> </table>	Serie	99,0	Sum	99,0	<p>Series 2</p> 	<p>1: 10,1 ↗                  2: 10,1 ↖                  3: 10,4* ↖                  4: 10,6* →                  5: 10,2* ↗                  6: 10,0 ↖                  7: 9,6 ↑                  8: 10,2* ↖                  9: 10,6* ↓                  10: 9,8 ↖</p> <table border="1" style="width:100%; border-collapse: collapse;"> <tr><td style="text-align: right;">Serie</td><td style="text-align: right;">98,0</td></tr> <tr><td style="text-align: right;">Sum</td><td style="text-align: right;">197,0</td></tr> </table>	Serie	98,0	Sum	197,0
Serie	99,0										
Sum	99,0										
Serie	98,0										
Sum	197,0										

<p>Series 3</p> 	<p>1: 10,5* ↙                  2: 10,0 ↗                  3: 10,5* ↘                  4: 9,6 ↗                  5: 10,5* ↖                  6: 10,5* ↗                  7: 10,1 ↗                  8: 10,1 ↘                  9: 9,8 ↗                  10: 10,0 ↖</p> <table border="1" style="width:100%; border-collapse: collapse;"> <tr><td style="text-align: right;">Serie</td><td style="text-align: right;">98,0</td></tr> <tr><td style="text-align: right;">Sum</td><td style="text-align: right;">295,0</td></tr> </table>	Serie	98,0	Sum	295,0	<p>Series 4</p> 	<p>1: 10,2* ↑                  2: 10,7* ↓                  3: 10,2* ↘                  4: 10,5* ↑                  5: 10,0 ↗                  6: 10,0 →                  7: 10,0 ↗                  8: 10,3* ↖                  9: 10,6* ↗                  10: 9,9 ↗</p> <table border="1" style="width:100%; border-collapse: collapse;"> <tr><td style="text-align: right;">Serie</td><td style="text-align: right;">99,0</td></tr> <tr><td style="text-align: right;">Sum</td><td style="text-align: right;">394,0</td></tr> </table>	Serie	99,0	Sum	394,0
Serie	98,0										
Sum	295,0										
Serie	99,0										
Sum	394,0										

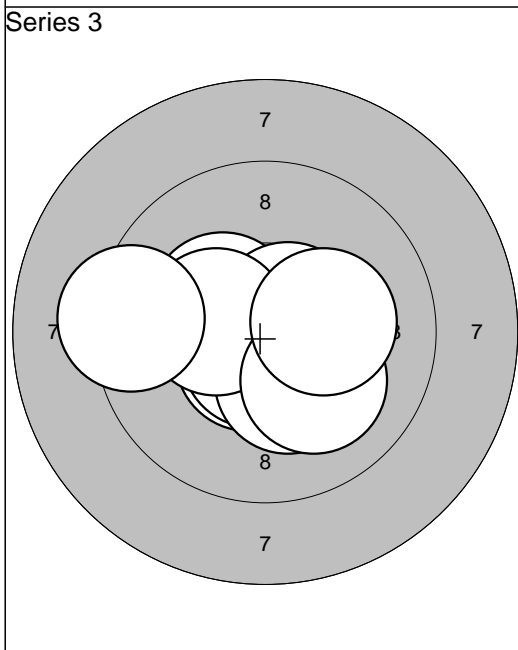
<p>Series 5</p> 	<p>1: 10,3* ↗                  2: 9,6 ↖                  3: 9,6 →                  4: 10,4* ↘                  5: 10,0 ↘                  6: 10,2* ↗                  7: 10,7* ↗                  8: 9,8 →                  9: 10,7* ↗                  10: 10,7* →</p> <table border="1" style="width:100%; border-collapse: collapse;"> <tr><td style="text-align: right;">Serie</td><td style="text-align: right;">97,0</td></tr> <tr><td style="text-align: right;">Sum</td><td style="text-align: right;">491,0</td></tr> </table>	Serie	97,0	Sum	491,0	<p>Series 6</p> 	<p>1: 9,4 →                  2: 10,6* ↖                  3: 10,7* ↗                  4: 10,5* ↓                  5: 10,9* ↘                  6: 10,3* ↖                  7: 10,1 ↓                  8: 10,8* ↗                  9: 9,5 ↖                  10: 10,2* ↗</p> <table border="1" style="width:100%; border-collapse: collapse;"> <tr><td style="text-align: right;">Serie</td><td style="text-align: right;">98,0</td></tr> <tr><td style="text-align: right;">Sum</td><td style="text-align: right;">589,0</td></tr> </table>	Serie	98,0	Sum	589,0
Serie	97,0										
Sum	491,0										
Serie	98,0										
Sum	589,0										



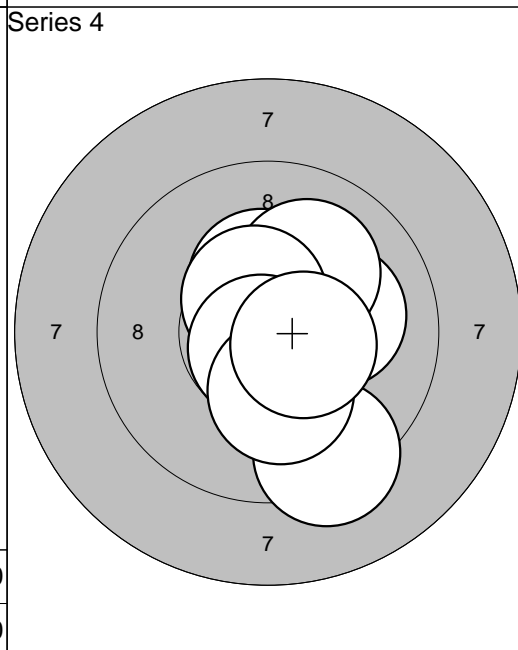
1: 10,0	↑
2: 9,7	↘
3: 10,4*	↑
4: 10,6*	↑
5: 10,2*	↘
6: 9,9	↗
7: 10,8*	↘
8: 10,3*	←
9: 10,6*	↗
10: 9,4	↖
<b>Serie 97,0</b>	
<b>Sum 97,0</b>	



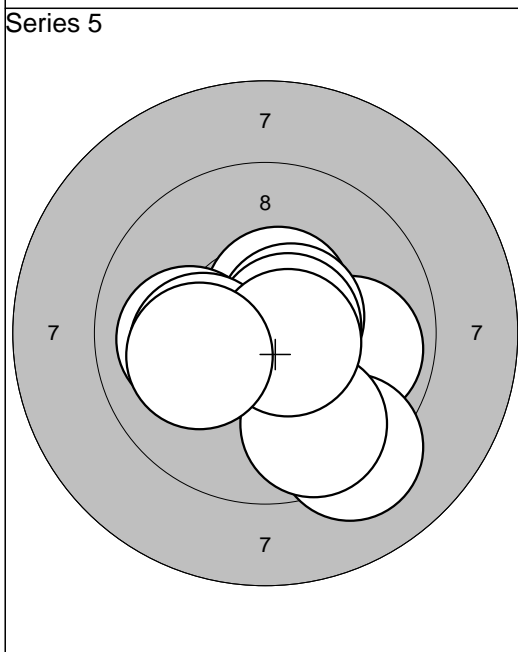
1: 10,5*	←
2: 10,4*	↗
3: 10,4*	↑
4: 9,6	↘
5: 10,1	→
6: 10,0	→
7: 9,8	↗
8: 9,7	↖
9: 10,2*	↘
10: 10,4*	↘
<b>Serie 97,0</b>	
<b>Sum 194,0</b>	



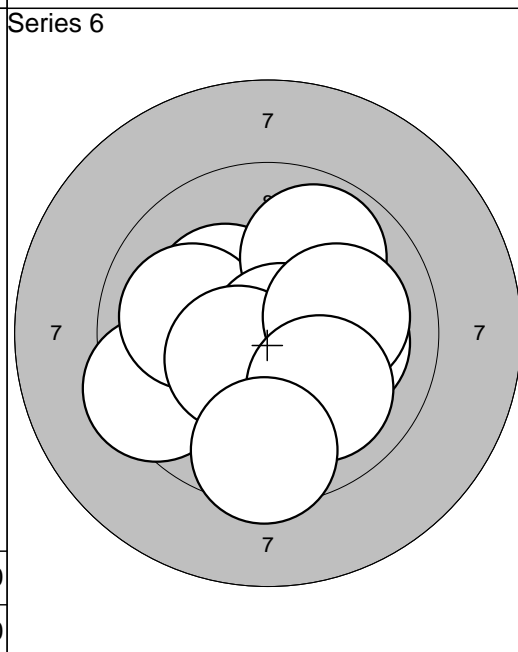
1: 10,3*	↖
2: 10,6*	↘
3: 10,6*	↘
4: 10,4*	→
5: 10,3*	↘
6: 10,6*	↗
7: 10,3*	←
8: 9,3	←
9: 10,1	↘
10: 10,2*	→
<b>Serie 99,0</b>	
<b>Sum 293,0</b>	



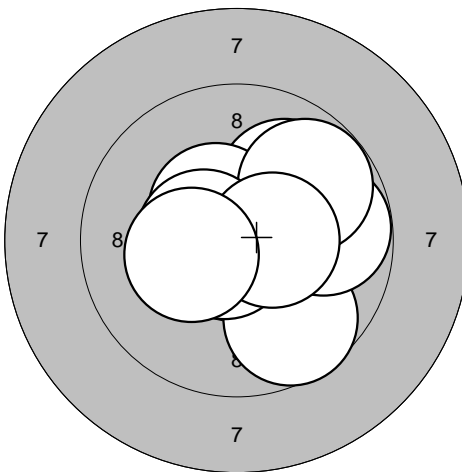
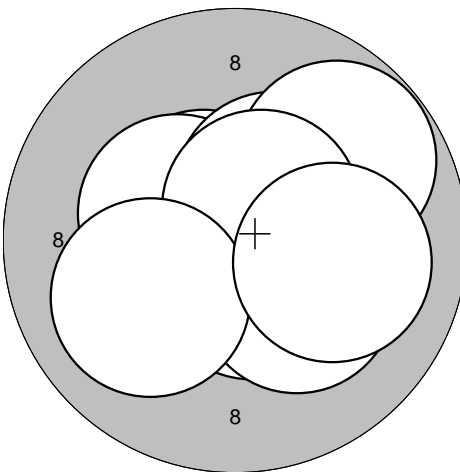
1: 10,4*	↗
2: 10,4*	↑
3: 10,6*	→
4: 10,1	→
5: 10,1	↗
6: 10,5*	↖
7: 9,3	↘
8: 10,7*	↘
9: 10,2*	↘
10: 10,5*	→
<b>Serie 99,0</b>	
<b>Sum 392,0</b>	

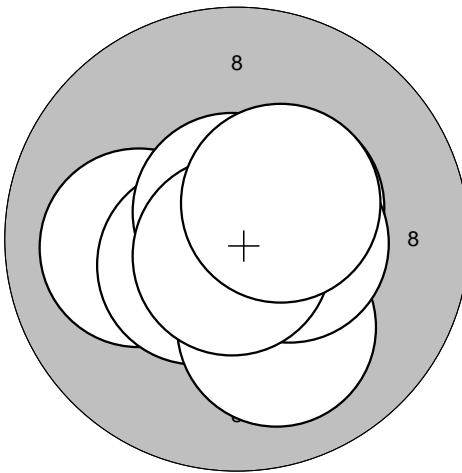
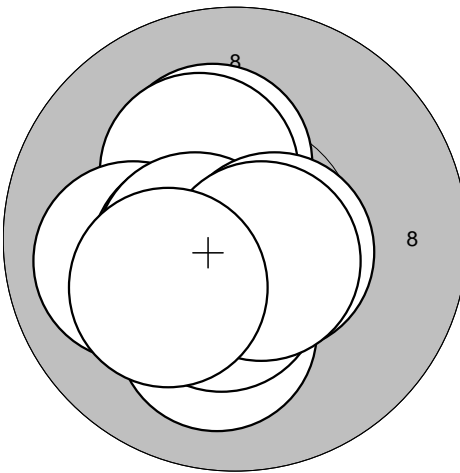


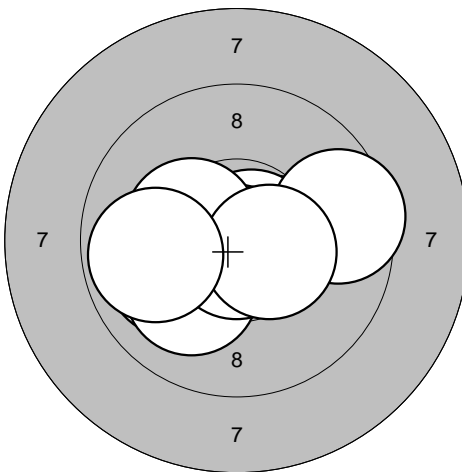
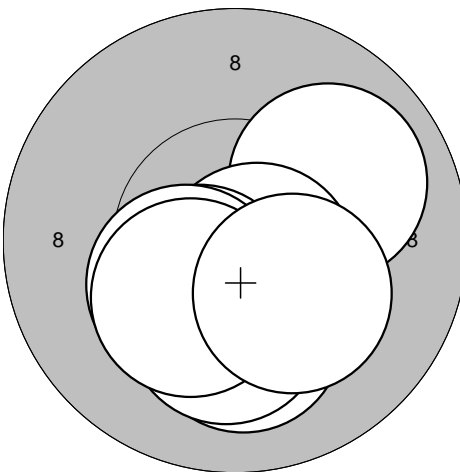
1: 9,9	→
2: 10,5*	↑
3: 9,2	↘
4: 10,6*	↗
5: 10,0	←
6: 10,7*	→
7: 10,2*	←
8: 9,7	↘
9: 10,6*	↘
10: 10,1	←
<b>Serie 97,0</b>	
<b>Sum 489,0</b>	

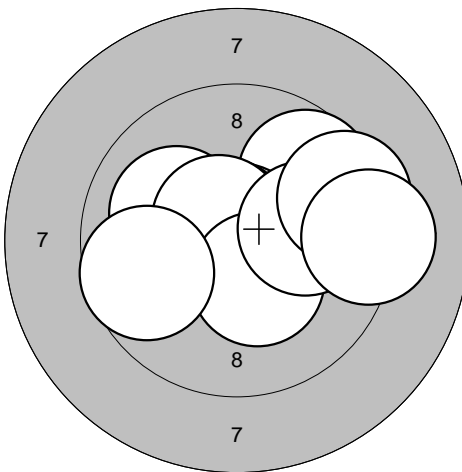
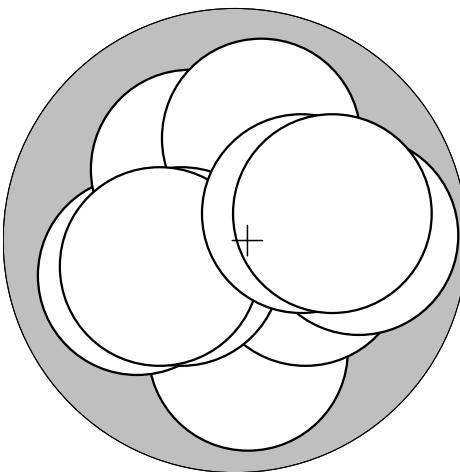


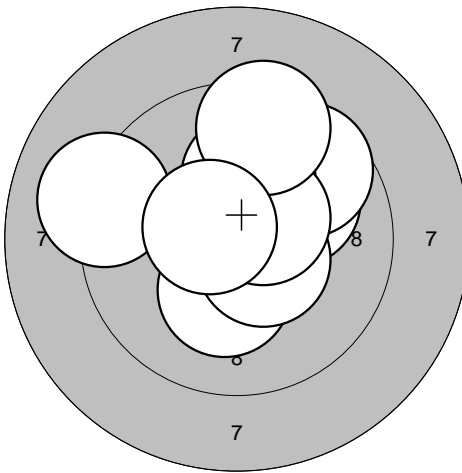
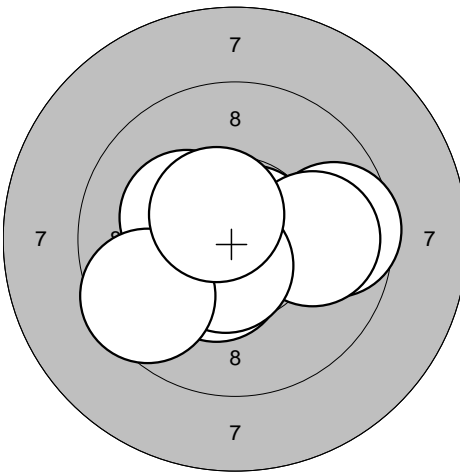
1: 10,3*	↖
2: 9,4	←
3: 10,0	←
4: 9,9	↖
5: 10,1	→
6: 10,8*	→
7: 10,5*	↖
8: 10,1	→
9: 10,0	↘
10: 9,5	↘
<b>Serie 97,0</b>	
<b>Sum 586,0</b>	

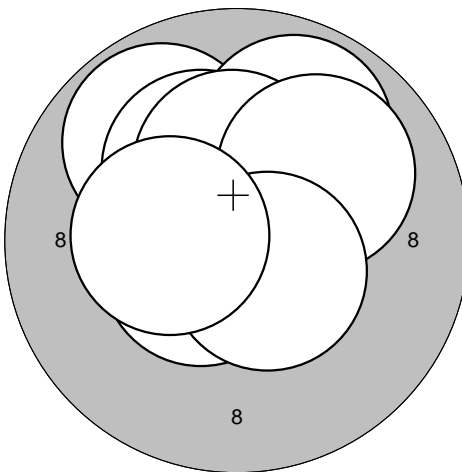
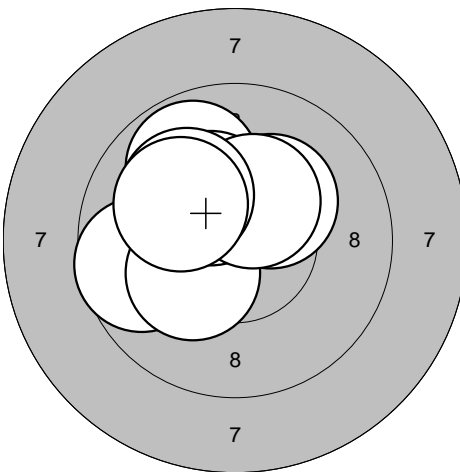
<p>Series 1</p> 	<p>1: 10,7* ↘                  2: 9,7 ↘                  3: 10,0 ↗                  4: 10,5* ↗                  5: 10,7* ↘                  6: 9,8 →                  7: 9,8 ↗                  8: 10,5* ←                  9: 10,5* →                  10: 10,3* ←</p> <table border="1" style="width:100%; border-collapse: collapse;"> <tr><td>Serie</td><td style="text-align: right;">97,0</td></tr> <tr><td>Sum</td><td style="text-align: right;">97,0</td></tr> </table>	Serie	97,0	Sum	97,0	<p>Series 2</p> 	<p>1: 10,6* ↖                  2: 10,6* ↗                  3: 10,4* ↖                  4: 10,6* ↘                  5: 10,4* ↗                  6: 10,2* ↘                  7: 9,8 ↗                  8: 10,6* ↗                  9: 10,0 ↖                  10: 10,1 →</p> <table border="1" style="width:100%; border-collapse: collapse;"> <tr><td>Serie</td><td style="text-align: right;">99,0</td></tr> <tr><td>Sum</td><td style="text-align: right;">196,0</td></tr> </table>	Serie	99,0	Sum	196,0
Serie	97,0										
Sum	97,0										
Serie	99,0										
Sum	196,0										

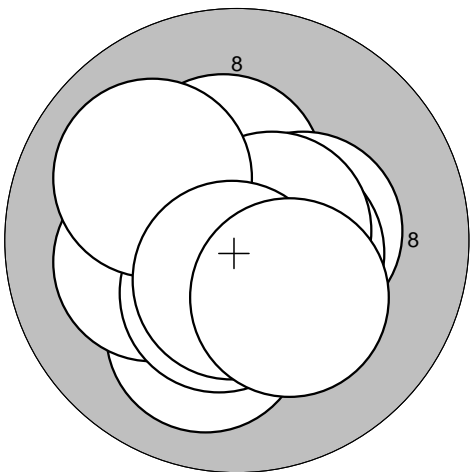
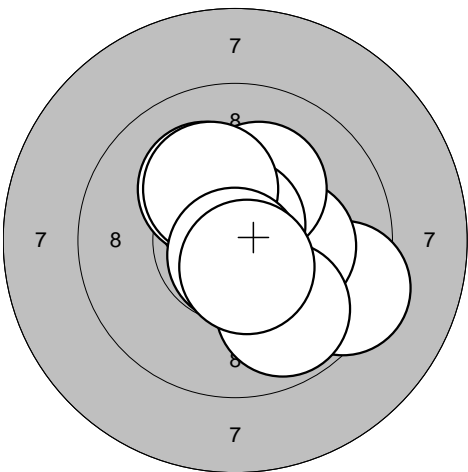
<p>Series 3</p> 	<p>1: 10,1 ←                  2: 10,5* ↖                  3: 10,9* ↗                  4: 10,4* ↗                  5: 10,7* ↘                  6: 10,1 ↘                  7: 10,5* →                  8: 10,7* ↑                  9: 10,8* ↘                  10: 10,5* ↗</p> <table border="1" style="width:100%; border-collapse: collapse;"> <tr><td>Serie</td><td style="text-align: right;">100,0</td></tr> <tr><td>Sum</td><td style="text-align: right;">296,0</td></tr> </table>	Serie	100,0	Sum	296,0	<p>Series 4</p> 	<p>1: 10,1 ↓                  2: 10,4* ↓                  3: 10,2* ↑                  4: 10,3* ↑                  5: 10,0 ←                  6: 10,5* ←                  7: 10,6* ←                  8: 10,6* →                  9: 10,6* ↘                  10: 10,2* ↖</p> <table border="1" style="width:100%; border-collapse: collapse;"> <tr><td>Serie</td><td style="text-align: right;">100,0</td></tr> <tr><td>Sum</td><td style="text-align: right;">396,0</td></tr> </table>	Serie	100,0	Sum	396,0
Serie	100,0										
Sum	296,0										
Serie	100,0										
Sum	396,0										

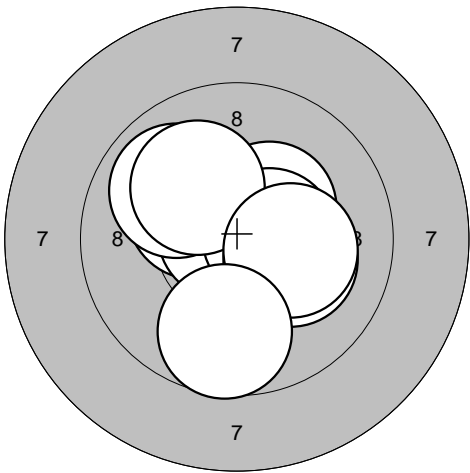
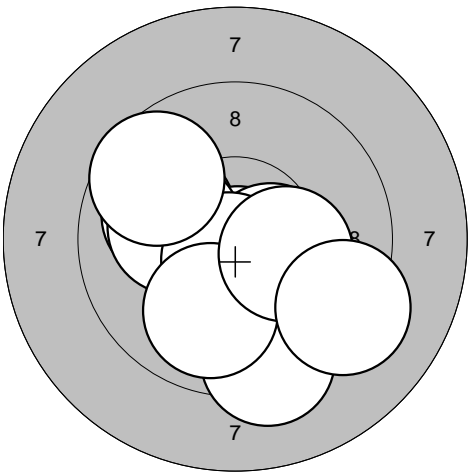
<p>Series 5</p> 	<p>1: 10,5* →                  2: 10,1 ↖                  3: 10,0 ←                  4: 10,1 ↖                  5: 10,8* →                  6: 10,8* ↘                  7: 9,5 →                  8: 10,3* ←                  9: 10,5* →                  10: 9,8 ←</p> <table border="1" style="width:100%; border-collapse: collapse;"> <tr><td>Serie</td><td style="text-align: right;">98,0</td></tr> <tr><td>Sum</td><td style="text-align: right;">494,0</td></tr> </table>	Serie	98,0	Sum	494,0	<p>Series 6</p> 	<p>1: 10,5* ↘                  2: 10,5* ↘                  3: 10,0 ↗                  4: 10,1 ↓                  5: 10,2* ↓                  6: 10,6* ↘                  7: 10,4* ↖                  8: 10,3* ↖                  9: 10,3* ↖                  10: 10,3* ↘</p> <table border="1" style="width:100%; border-collapse: collapse;"> <tr><td>Serie</td><td style="text-align: right;">100,0</td></tr> <tr><td>Sum</td><td style="text-align: right;">594,0</td></tr> </table>	Serie	100,0	Sum	594,0
Serie	98,0										
Sum	494,0										
Serie	100,0										
Sum	594,0										

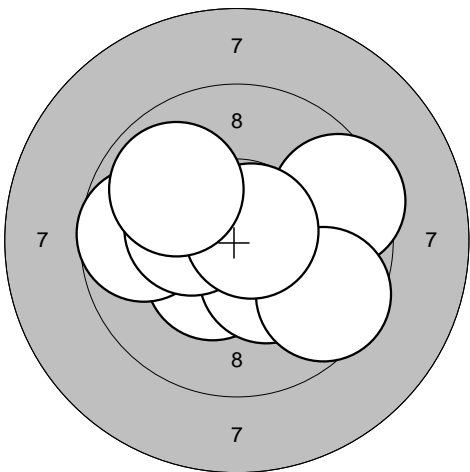
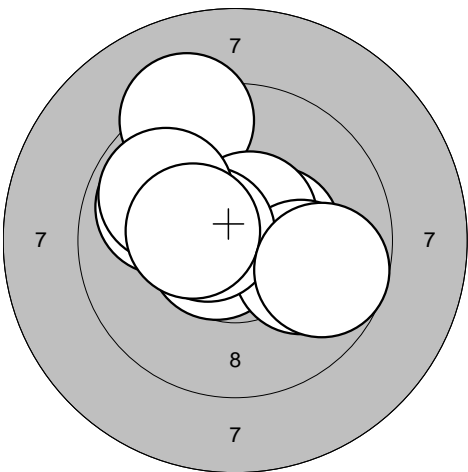
<p>Series 1</p> 	<p>1: 9,7 ↗ 2: 10,8* ↑ 3: 10,7* ↗ 4: 10,1 ← 5: 10,6* ↗ 6: 10,4* ↓ 7: 10,0 → 8: 9,4 → 9: 9,7 ← 10: 9,2 →</p> <table border="1" style="width:100%; border-collapse: collapse;"> <tr><td>Serie</td><td style="text-align: right;">96,0</td></tr> <tr><td>Sum</td><td style="text-align: right;">96,0</td></tr> </table>	Serie	96,0	Sum	96,0	<p>Series 2</p> 	<p>1: 10,0 ↓ 2: 10,3* → 3: 10,0 ← 4: 9,8 → 5: 10,2* ↗ 6: 10,0 ↑ 7: 10,4* ← 8: 10,2* ← 9: 10,3* → 10: 10,0 →</p> <table border="1" style="width:100%; border-collapse: collapse;"> <tr><td>Serie</td><td style="text-align: right;">99,0</td></tr> <tr><td>Sum</td><td style="text-align: right;">195,0</td></tr> </table>	Serie	99,0	Sum	195,0
Serie	96,0										
Sum	96,0										
Serie	99,0										
Sum	195,0										

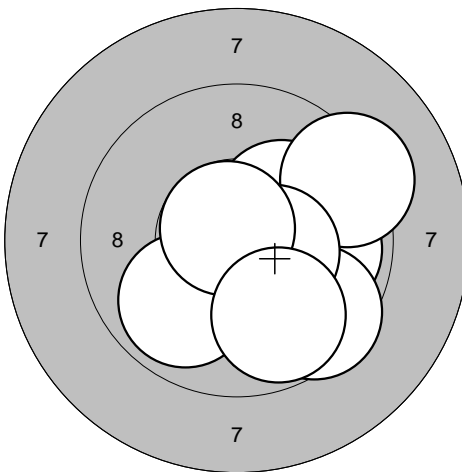
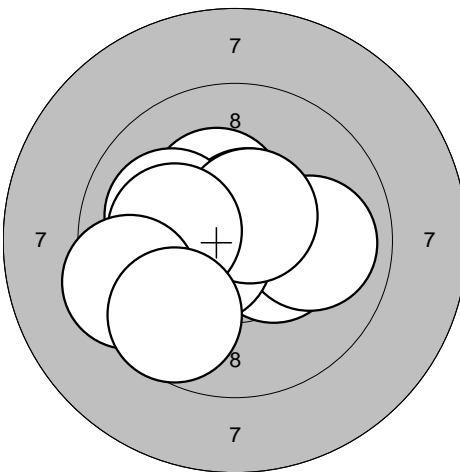
<p>Series 3</p> 	<p>1: 10,5* ↓ 2: 10,2* ↓ 3: 10,0 ↗ 4: 9,7 ↗ 5: 10,5* ↘ 6: 10,1 ↑ 7: 9,1 ← 8: 10,5* ↗ 9: 9,4 ↑ 10: 10,5* ←</p> <table border="1" style="width:100%; border-collapse: collapse;"> <tr><td>Serie</td><td style="text-align: right;">97,0</td></tr> <tr><td>Sum</td><td style="text-align: right;">292,0</td></tr> </table>	Serie	97,0	Sum	292,0	<p>Series 4</p> 	<p>1: 10,7* → 2: 10,6* ↖ 3: 10,4* ← 4: 9,6 → 5: 10,4* ↓ 6: 9,9 → 7: 10,6* ↓ 8: 10,3* ← 9: 9,6 ← 10: 10,5* ↖</p> <table border="1" style="width:100%; border-collapse: collapse;"> <tr><td>Serie</td><td style="text-align: right;">97,0</td></tr> <tr><td>Sum</td><td style="text-align: right;">389,0</td></tr> </table>	Serie	97,0	Sum	389,0
Serie	97,0										
Sum	292,0										
Serie	97,0										
Sum	389,0										

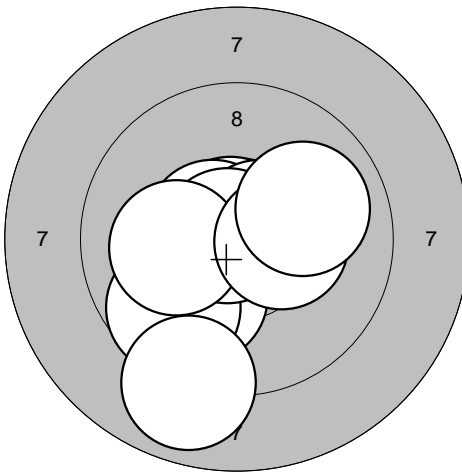
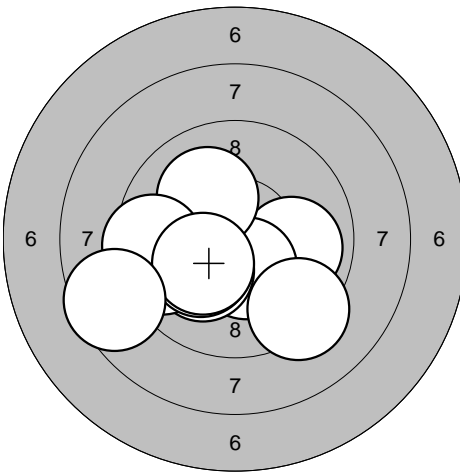
<p>Series 5</p> 	<p>1: 10,5* ↖ 2: 10,6* ↗ 3: 9,8 ↗ 4: 10,3* ↑ 5: 9,9 ↗ 6: 10,3* ↗ 7: 10,3* ↑ 8: 10,0 ↗ 9: 10,6* ↓ 10: 10,4* ←</p> <table border="1" style="width:100%; border-collapse: collapse;"> <tr><td>Serie</td><td style="text-align: right;">98,0</td></tr> <tr><td>Sum</td><td style="text-align: right;">487,0</td></tr> </table>	Serie	98,0	Sum	487,0	<p>Series 6</p> 	<p>1: 10,3* ↗ 2: 9,7 ← 3: 10,4* ↑ 4: 10,3* ↖ 5: 10,2* ↖ 6: 9,8 ↗ 7: 10,3* ↗ 8: 10,4* ↗ 9: 10,1 ↖ 10: 10,1 ↖</p> <table border="1" style="width:100%; border-collapse: collapse;"> <tr><td>Serie</td><td style="text-align: right;">98,0</td></tr> <tr><td>Sum</td><td style="text-align: right;">585,0</td></tr> </table>	Serie	98,0	Sum	585,0
Serie	98,0										
Sum	487,0										
Serie	98,0										
Sum	585,0										

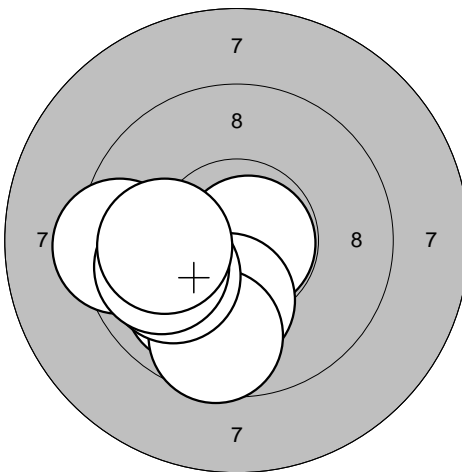
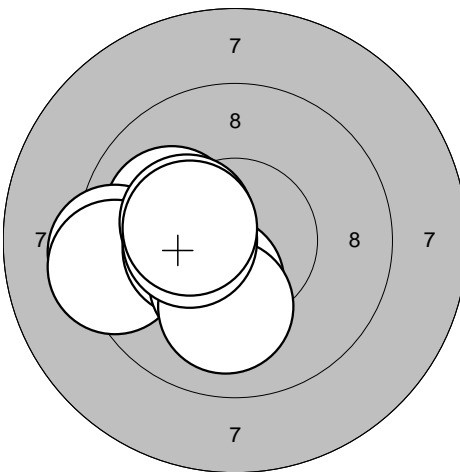
<p>Series 1</p> 	<p>1: 10,3* ↑</p> <p>2: 10,1 ↓</p> <p>3: 10,3* →</p> <p>4: 10,1 ←</p> <p>5: 10,5* →</p> <p>6: 10,4* ↓</p> <p>7: 10,6* →</p> <p>8: 10,0 ↗</p> <p>9: 10,6* ↓</p> <p>10: 10,3* ↓</p> <table border="1" style="width:100%; border-collapse: collapse;"> <tr> <td style="text-align: right;">Serie</td> <td style="text-align: right;">100,0</td> </tr> <tr> <td style="text-align: right;">Sum</td> <td style="text-align: right;">100,0</td> </tr> </table>	Serie	100,0	Sum	100,0	<p>Series 2</p> 	<p>1: 9,4 ↘</p> <p>2: 10,2* →</p> <p>3: 10,5* ↑</p> <p>4: 10,2* ↗</p> <p>5: 10,2* ↗</p> <p>6: 10,8* ↑</p> <p>7: 10,2* ↗</p> <p>8: 10,7* ↓</p> <p>9: 9,8 ↓</p> <p>10: 10,6* ↓</p> <table border="1" style="width:100%; border-collapse: collapse;"> <tr> <td style="text-align: right;">Serie</td> <td style="text-align: right;">98,0</td> </tr> <tr> <td style="text-align: right;">Sum</td> <td style="text-align: right;">198,0</td> </tr> </table>	Serie	98,0	Sum	198,0
Serie	100,0										
Sum	100,0										
Serie	98,0										
Sum	198,0										

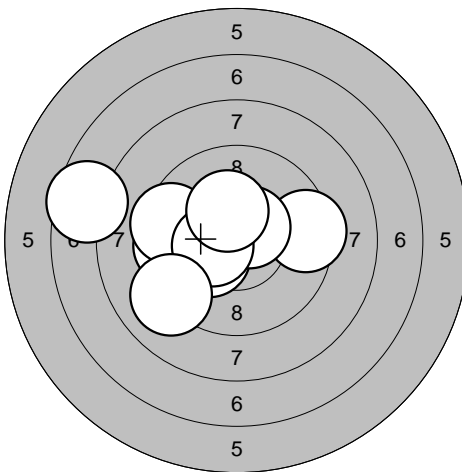
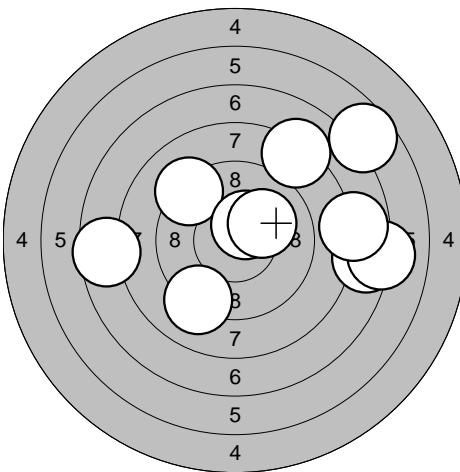
<p>Series 3</p> 	<p>1: 10,8* ↑</p> <p>2: 10,3* ↗</p> <p>3: 10,8* ↗</p> <p>4: 9,9 ↗</p> <p>5: 10,4* ↗</p> <p>6: 10,5* →</p> <p>7: 10,1 ↗</p> <p>8: 10,2* →</p> <p>9: 10,2* →</p> <p>10: 9,7 ↓</p> <table border="1" style="width:100%; border-collapse: collapse;"> <tr> <td style="text-align: right;">Serie</td> <td style="text-align: right;">98,0</td> </tr> <tr> <td style="text-align: right;">Sum</td> <td style="text-align: right;">296,0</td> </tr> </table>	Serie	98,0	Sum	296,0	<p>Series 4</p> 	<p>1: 10,0 ←</p> <p>2: 10,7* ↓</p> <p>3: 10,1 ←</p> <p>4: 10,4* →</p> <p>5: 10,7* ↓</p> <p>6: 9,3 ↓</p> <p>7: 9,9 ↓</p> <p>8: 9,6 ↗</p> <p>9: 10,2* →</p> <p>10: 9,2 ↘</p> <table border="1" style="width:100%; border-collapse: collapse;"> <tr> <td style="text-align: right;">Serie</td> <td style="text-align: right;">96,0</td> </tr> <tr> <td style="text-align: right;">Sum</td> <td style="text-align: right;">392,0</td> </tr> </table>	Serie	96,0	Sum	392,0
Serie	98,0										
Sum	296,0										
Serie	96,0										
Sum	392,0										

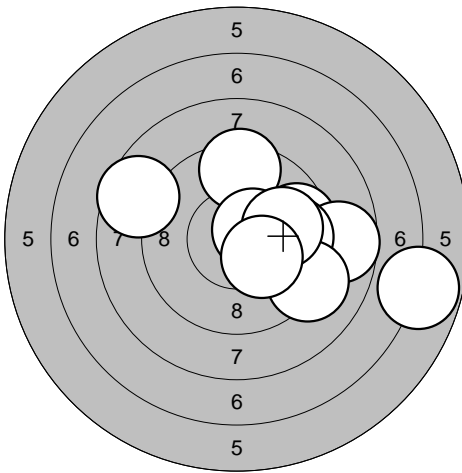
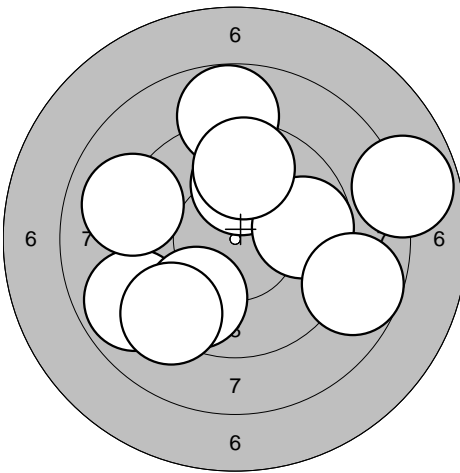
<p>Series 5</p> 	<p>1: 9,5 →</p> <p>2: 10,8* ←</p> <p>3: 10,5* ←</p> <p>4: 10,4* ↓</p> <p>5: 9,7 ←</p> <p>6: 10,3* ↓</p> <p>7: 10,3* ←</p> <p>8: 9,6 ↘</p> <p>9: 10,7* →</p> <p>10: 9,9 ↗</p> <table border="1" style="width:100%; border-collapse: collapse;"> <tr> <td style="text-align: right;">Serie</td> <td style="text-align: right;">96,0</td> </tr> <tr> <td style="text-align: right;">Sum</td> <td style="text-align: right;">488,0</td> </tr> </table>	Serie	96,0	Sum	488,0	<p>Series 6</p> 	<p>1: 10,4* →</p> <p>2: 9,2 ↑</p> <p>3: 10,6* ↗</p> <p>4: 10,7* ←</p> <p>5: 10,0 →</p> <p>6: 9,9 ←</p> <p>7: 10,6* ←</p> <p>8: 9,8 ↗</p> <p>9: 10,4* ←</p> <p>10: 9,7 →</p> <table border="1" style="width:100%; border-collapse: collapse;"> <tr> <td style="text-align: right;">Serie</td> <td style="text-align: right;">96,0</td> </tr> <tr> <td style="text-align: right;">Sum</td> <td style="text-align: right;">584,0</td> </tr> </table>	Serie	96,0	Sum	584,0
Serie	96,0										
Sum	488,0										
Serie	96,0										
Sum	584,0										

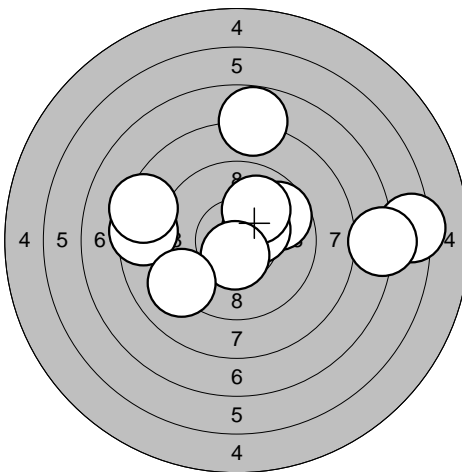
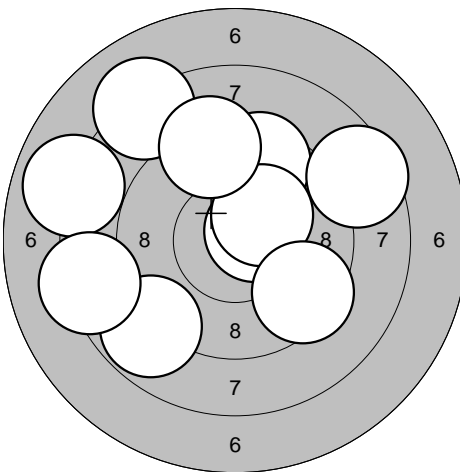
<p>Series 1</p> 	<p>1: 10,3* ↘ 2: 9,9 → 3: 10,5* ↘ 4: 9,5 ↘ 5: 10,2* ↗ 6: 9,3 ↗ 7: 10,5* → 8: 9,9 ↘ 9: 10,8* ↗ 10: 9,8 ↘</p> <table border="1" style="width:100%; border-collapse: collapse;"> <tr><td style="text-align: right;">Serie</td><td style="text-align: right;">95,0</td></tr> <tr><td style="text-align: right;">Sum</td><td style="text-align: right;">95,0</td></tr> </table>	Serie	95,0	Sum	95,0	<p>Series 2</p> 	<p>1: 10,3* ↗ 2: 10,4* → 3: 10,6* ↗ 4: 10,0 → 5: 10,0 ← 6: 10,5* ↙ 7: 10,6* ↗ 8: 10,1 ← 9: 9,5 ← 10: 9,7 ↘</p> <table border="1" style="width:100%; border-collapse: collapse;"> <tr><td style="text-align: right;">Serie</td><td style="text-align: right;">98,0</td></tr> <tr><td style="text-align: right;">Sum</td><td style="text-align: right;">193,0</td></tr> </table>	Serie	98,0	Sum	193,0
Serie	95,0										
Sum	95,0										
Serie	98,0										
Sum	193,0										

<p>Series 3</p> 	<p>1: 10,7* ↗ 2: 10,6* ↙ 3: 10,1 ↘ 4: 9,7 ↘ 5: 10,6* ↗ 6: 10,8* ↙ 7: 10,1 ← 8: 10,4* → 9: 8,9 ↘ 10: 10,0 ↗</p> <table border="1" style="width:100%; border-collapse: collapse;"> <tr><td style="text-align: right;">Serie</td><td style="text-align: right;">97,0</td></tr> <tr><td style="text-align: right;">Sum</td><td style="text-align: right;">290,0</td></tr> </table>	Serie	97,0	Sum	290,0	<p>Series 4</p> 	<p>1: 9,9 → 2: 10,4* ↘ 3: 10,1 ↘ 4: 9,6 ← 5: 10,1 ↗ 6: 10,2* ↙ 7: 9,5 ← 8: 9,3 ↘ 9: 10,2* ↙ 10: 8,6 ↙</p> <table border="1" style="width:100%; border-collapse: collapse;"> <tr><td style="text-align: right;">Serie</td><td style="text-align: right;">94,0</td></tr> <tr><td style="text-align: right;">Sum</td><td style="text-align: right;">384,0</td></tr> </table>	Serie	94,0	Sum	384,0
Serie	97,0										
Sum	290,0										
Serie	94,0										
Sum	384,0										

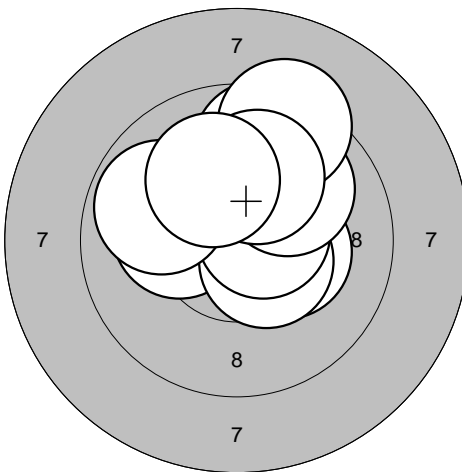
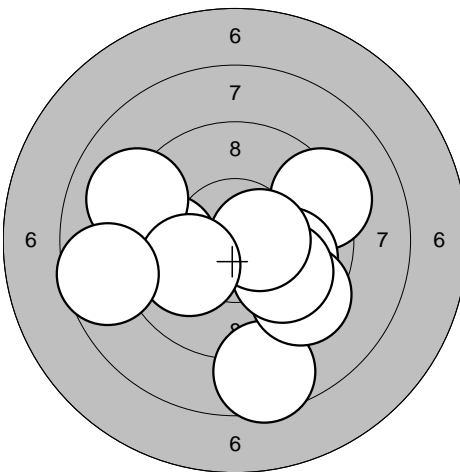
<p>Series 5</p> 	<p>1: 10,4* ↘ 2: 10,2* ↘ 3: 10,8* → 4: 10,0 ↘ 5: 10,1 ↘ 6: 9,4 ← 7: 9,6 ↘ 8: 10,0 ↙ 9: 9,9 ← 10: 10,0 ←</p> <table border="1" style="width:100%; border-collapse: collapse;"> <tr><td style="text-align: right;">Serie</td><td style="text-align: right;">97,0</td></tr> <tr><td style="text-align: right;">Sum</td><td style="text-align: right;">481,0</td></tr> </table>	Serie	97,0	Sum	481,0	<p>Series 6</p> 	<p>1: 10,0 ↙ 2: 9,4 ← 3: 10,1 ← 4: 9,3 ← 5: 10,3* ← 6: 10,3* ↘ 7: 10,3* ↙ 8: 10,1 ↘ 9: 10,4* ← 10: 10,3* ↙</p> <table border="1" style="width:100%; border-collapse: collapse;"> <tr><td style="text-align: right;">Serie</td><td style="text-align: right;">98,0</td></tr> <tr><td style="text-align: right;">Sum</td><td style="text-align: right;">579,0</td></tr> </table>	Serie	98,0	Sum	579,0
Serie	97,0										
Sum	481,0										
Serie	98,0										
Sum	579,0										

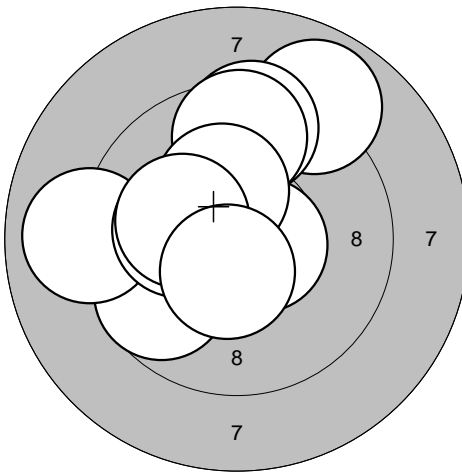
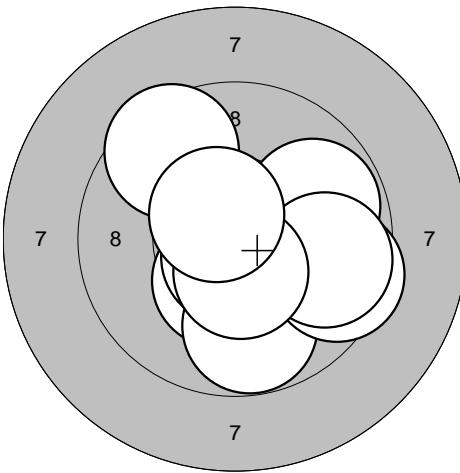
<p>Series 1</p> 	<p>1: 9,4 →</p> <p>2: 9,9 ←</p> <p>3: 9,6 ←</p> <p>4: 10,2* ↙</p> <p>5: 7,6 ←</p> <p>6: 9,5 ←</p> <p>7: 10,5* ↗</p> <p>8: 10,4* ←</p> <p>9: 9,1 ↙</p> <p>10: 10,3* ↑</p>	<p>Series 2</p> 	<p>1: 9,1 ↘</p> <p>2: 9,2 ↖</p> <p>3: 10,5* ↗</p> <p>4: 8,2 ↗</p> <p>5: 7,5 →</p> <p>6: 10,1 ↗</p> <p>7: 7,1 →</p> <p>8: 6,7 ↗</p> <p>9: 7,6 ←</p> <p>10: 7,8 →</p>
Serie 92,0		Serie 80,0	
Sum 92,0		Sum 172,0	

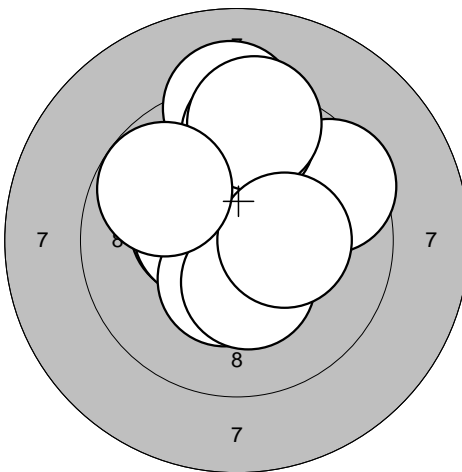
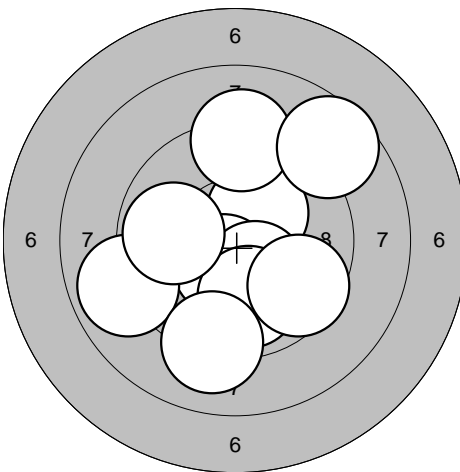
<p>Series 3</p> 	<p>1: 9,6 →</p> <p>2: 8,7 →</p> <p>3: 9,4 ↑</p> <p>4: 10,5* ↗</p> <p>5: 9,7 →</p> <p>6: 6,8 →</p> <p>7: 9,1 ↘</p> <p>8: 9,9 →</p> <p>9: 10,3* ↘</p> <p>10: 8,6 ↖</p>	<p>Series 4</p> 	<p>1: 8,9 ↖</p> <p>2: 10,0 ↑</p> <p>3: 9,7 ↘</p> <p>4: 9,1 ↖</p> <p>5: 9,7 →</p> <p>6: 8,8 ↑</p> <p>7: 7,8 →</p> <p>8: 8,7 →</p> <p>9: 9,2 ↘</p> <p>10: 9,7 ↑</p>
Serie 87,0		Serie 86,0	
Sum 259,0		Sum 345,0	

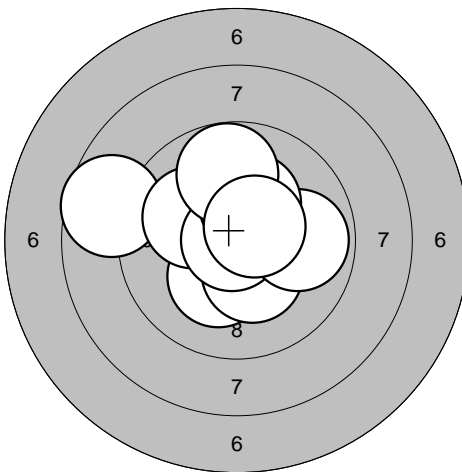
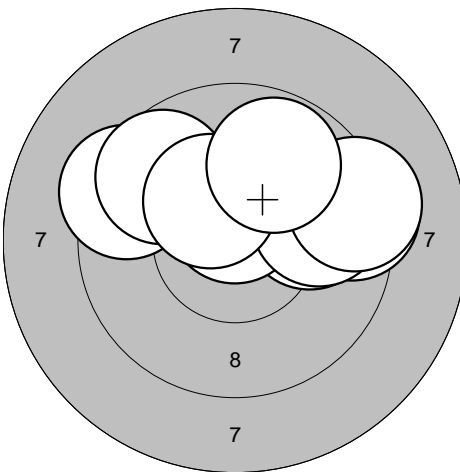
<p>Series 5</p> 	<p>1: 6,4 →</p> <p>2: 9,7 ↗</p> <p>3: 10,4* ↗</p> <p>4: 7,1 →</p> <p>5: 8,5 ←</p> <p>6: 10,0 ↗</p> <p>7: 10,5* ↓</p> <p>8: 7,8 ↑</p> <p>9: 9,1 ↙</p> <p>10: 8,4 ↖</p>	<p>Series 6</p> 	<p>1: 8,0 ↖</p> <p>2: 10,6* ↗</p> <p>3: 9,5 ↑</p> <p>4: 8,8 ↖</p> <p>5: 10,3* ↗</p> <p>6: 8,1 ↖</p> <p>7: 9,4 ↘</p> <p>8: 9,3 ↑</p> <p>9: 8,3 ←</p> <p>10: 8,5 ↗</p>
Serie 84,0		Serie 87,0	
Sum 429,0		Sum 516,0	

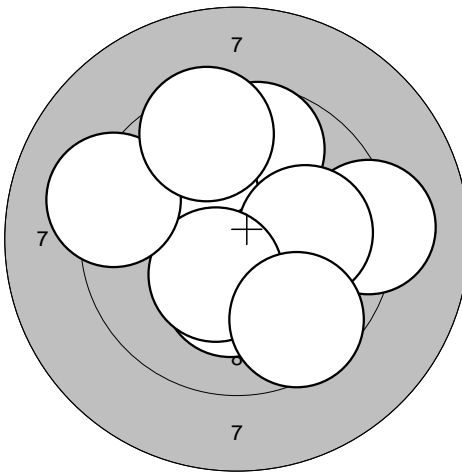
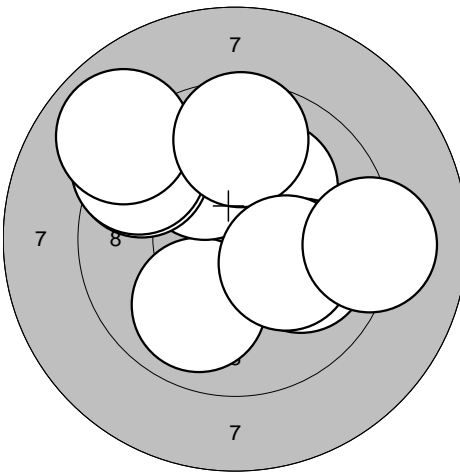


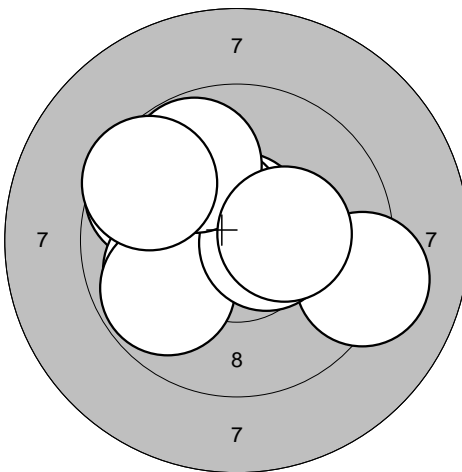
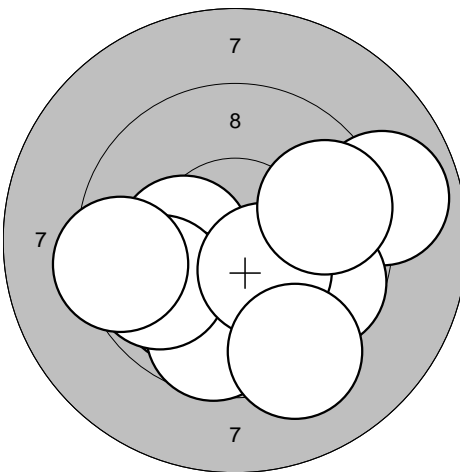
<p>Series 1</p> 	<p>1: 10,2* ←</p> <p>2: 9,7 ↑</p> <p>3: 10,3* →</p> <p>4: 10,5* ↘</p> <p>5: 10,6* →</p> <p>6: 10,0 ↗</p> <p>7: 9,3 ↑</p> <p>8: 9,9 ←</p> <p>9: 10,1 ↑</p> <p>10: 10,1 ↗</p>	<p>Series 2</p> 	<p>1: 9,3 ↗</p> <p>2: 10,0 ↘</p> <p>3: 8,6 ↓</p> <p>4: 9,4 ↘</p> <p>5: 10,0 ↘</p> <p>6: 9,7 ←</p> <p>7: 9,1 ←</p> <p>8: 10,5* →</p> <p>9: 10,0 ↙</p> <p>10: 8,6 ←</p>
Serie 97,0		Serie 92,0	
Sum 97,0		Sum 189,0	

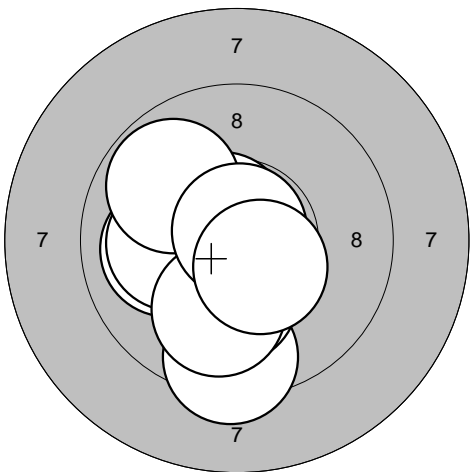
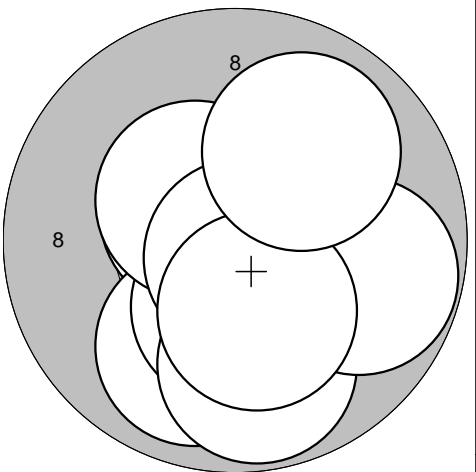
<p>Series 3</p> 	<p>1: 9,7 ↙</p> <p>2: 8,9 ↗</p> <p>3: 9,4 ↑</p> <p>4: 10,6* →</p> <p>5: 9,0 ←</p> <p>6: 9,6 ↑</p> <p>7: 10,2* ←</p> <p>8: 10,3* ↑</p> <p>9: 10,2* ←</p> <p>10: 10,5* ↓</p>	<p>Series 4</p> 	<p>1: 10,3* ↓</p> <p>2: 10,4* ↘</p> <p>3: 10,7* ↓</p> <p>4: 9,5 ↗</p> <p>5: 9,8 →</p> <p>6: 9,8 ↓</p> <p>7: 9,5 ↘</p> <p>8: 9,7 →</p> <p>9: 10,5* ↓</p> <p>10: 10,6* ↗</p>
Serie 94,0		Serie 95,0	
Sum 283,0		Sum 378,0	

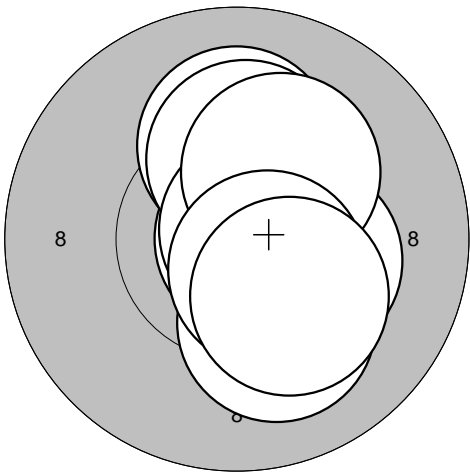
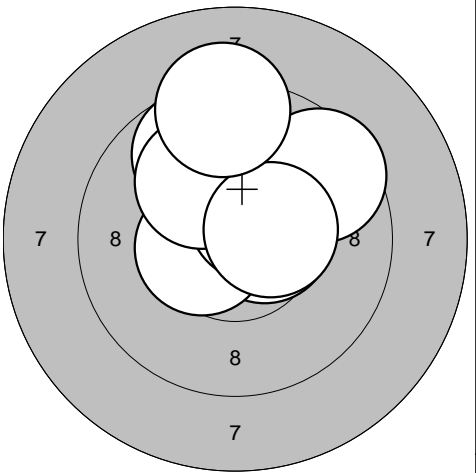
<p>Series 5</p> 	<p>1: 9,2 ↑</p> <p>2: 10,4* ←</p> <p>3: 9,5 →</p> <p>4: 10,4* ←</p> <p>5: 10,4* ↓</p> <p>6: 10,4* ↓</p> <p>7: 9,5 ↑</p> <p>8: 9,4 ↑</p> <p>9: 10,3* →</p> <p>10: 9,8 ↙</p>	<p>Series 6</p> 	<p>1: 10,3* ↗</p> <p>2: 10,5* ↓</p> <p>3: 10,3* ↓</p> <p>4: 9,9 ↓</p> <p>5: 9,6 ↘</p> <p>6: 9,2 ↑</p> <p>7: 8,6 ↗</p> <p>8: 8,9 ←</p> <p>9: 9,1 ↓</p> <p>10: 9,9 ←</p>
Serie 95,0		Serie 91,0	
Sum 473,0		Sum 564,0	

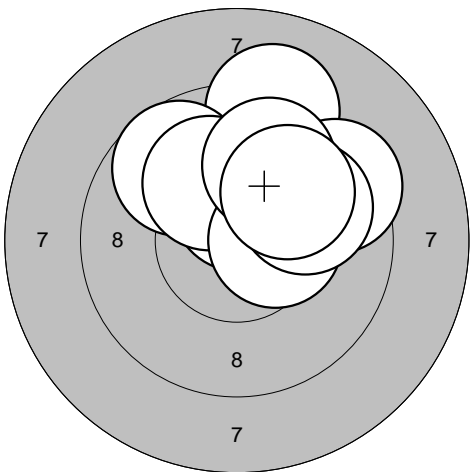
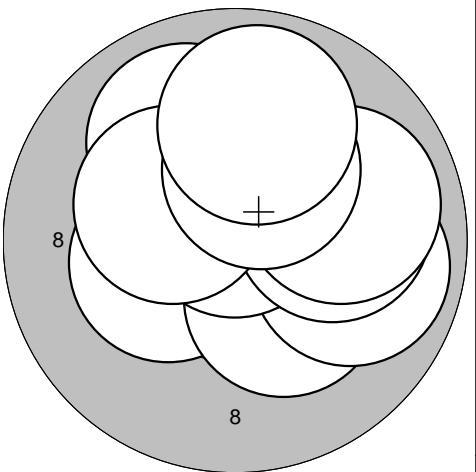
<p>Series 1</p> 	<p>1: 10,9* →</p> <p>2: 8,7 ←</p> <p>3: 10,3* ↓</p> <p>4: 10,1 ↗</p> <p>5: 10,3* ↓</p> <p>6: 10,9* ←</p> <p>7: 9,9 →</p> <p>8: 10,3* ↑</p> <p>9: 9,8 ↑</p> <p>10: 10,6* ↗</p>	<p>Series 2</p> 	<p>1: 9,9 →</p> <p>2: 9,9 ↗</p> <p>3: 10,6* ↑</p> <p>4: 9,4 →</p> <p>5: 9,8 →</p> <p>6: 9,4 ←</p> <p>7: 9,7 ↗</p> <p>8: 9,3 →</p> <p>9: 10,3* ↗</p> <p>10: 9,8 ↗</p>
Serie 96,0	Serie 92,0	Serie 92,0	Serie 92,0
Sum 96,0	Sum 188,0	Sum 188,0	Sum 188,0

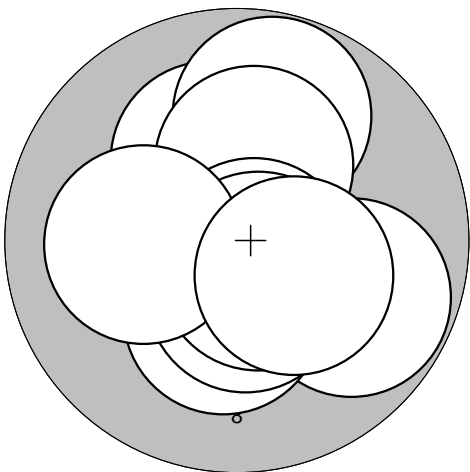
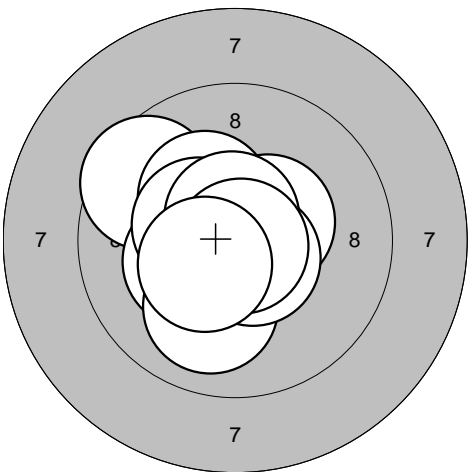
<p>Series 3</p> 	<p>1: 9,7 ↑</p> <p>2: 10,1 ↗</p> <p>3: 10,3* ↓</p> <p>4: 10,3* ↓</p> <p>5: 9,2 →</p> <p>6: 10,0 →</p> <p>7: 10,4* ↓</p> <p>8: 9,2 ←</p> <p>9: 9,5 ↑</p> <p>10: 9,6 ↓</p>	<p>Series 4</p> 	<p>1: 10,1 ↗</p> <p>2: 10,0 →</p> <p>3: 9,9 ↓</p> <p>4: 10,0 ↑</p> <p>5: 9,4 ↗</p> <p>6: 9,3 ↗</p> <p>7: 9,0 ↗</p> <p>8: 9,6 ↑</p> <p>9: 10,2* →</p> <p>10: 9,2 →</p>
Serie 95,0	Serie 94,0	Serie 94,0	Serie 94,0
Sum 283,0	Sum 377,0	Sum 377,0	Sum 377,0

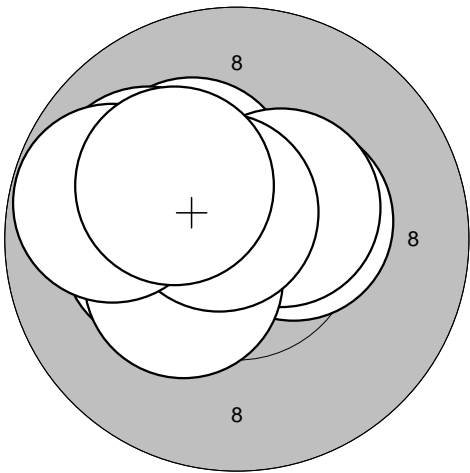
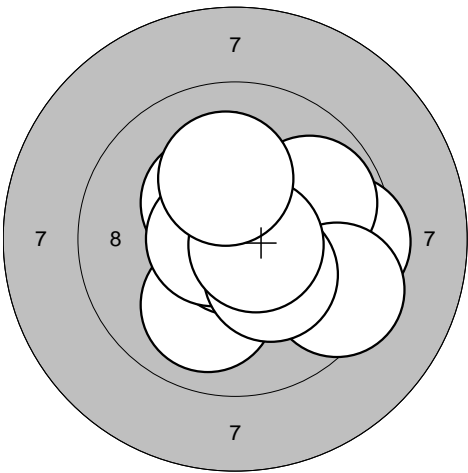
<p>Series 5</p> 	<p>1: 9,7 ←</p> <p>2: 10,7* ↑</p> <p>3: 10,0 ←</p> <p>4: 9,2 →</p> <p>5: 10,5* ↗</p> <p>6: 9,8 ←</p> <p>7: 10,6* →</p> <p>8: 9,8 ↗</p> <p>9: 10,3* →</p> <p>10: 9,5 ↗</p>	<p>Series 6</p> 	<p>1: 10,3* ←</p> <p>2: 10,0 ↓</p> <p>3: 9,7 ↓</p> <p>4: 8,9 →</p> <p>5: 9,8 ←</p> <p>6: 9,7 →</p> <p>7: 9,4 ←</p> <p>8: 10,4* ↓</p> <p>9: 9,7 →</p> <p>10: 9,3 ↓</p>
Serie 95,0	Serie 92,0	Serie 92,0	Serie 92,0
Sum 472,0	Sum 564,0	Sum 564,0	Sum 564,0

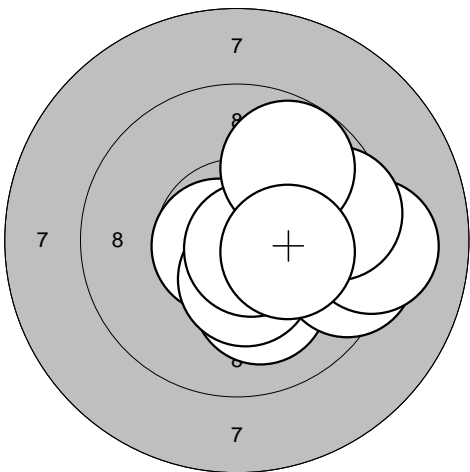
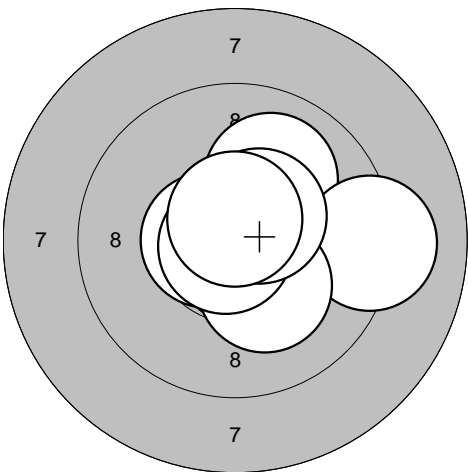
<p>Series 1</p> 	<p>1: 10,6* ↗ 2: 10,4* ← 3: 10,0 ← 4: 9,4 ↓ 5: 10,1 ← 6: 10,2* ↓ 7: 10,0 ↓ 8: 9,8 ↗ 9: 10,8* ↑ 10: 10,5* ↓</p> <table border="1" style="width:100%; border-collapse: collapse;"> <tr><td style="text-align: right;">Serie</td><td style="text-align: right;">98,0</td></tr> <tr><td style="text-align: right;">Sum</td><td style="text-align: right;">98,0</td></tr> </table>	Serie	98,0	Sum	98,0	<p>Series 2</p> 	<p>1: 10,6* ↖ 2: 10,4* ↓ 3: 9,9 ↓ 4: 10,4* ↓ 5: 10,4* ↗ 6: 10,8* ↓ 7: 9,8 ↓ 8: 9,8 → 9: 10,3* ↓ 10: 9,9 ↗</p> <table border="1" style="width:100%; border-collapse: collapse;"> <tr><td style="text-align: right;">Serie</td><td style="text-align: right;">96,0</td></tr> <tr><td style="text-align: right;">Sum</td><td style="text-align: right;">194,0</td></tr> </table>	Serie	96,0	Sum	194,0
Serie	98,0										
Sum	98,0										
Serie	96,0										
Sum	194,0										

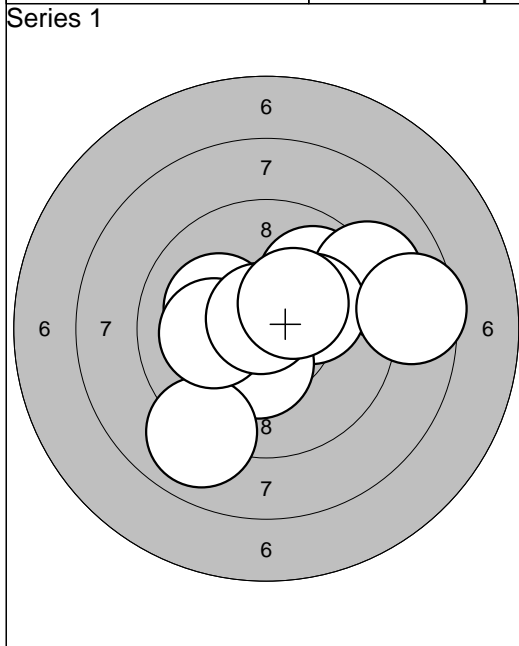
<p>Series 3</p> 	<p>1: 10,1 ↑ 2: 10,6* → 3: 10,1 ↓ 4: 10,8* → 5: 10,3* → 6: 10,2* ↑ 7: 10,7* → 8: 10,2* ↗ 9: 10,5* ↓ 10: 10,2* ↓</p> <table border="1" style="width:100%; border-collapse: collapse;"> <tr><td style="text-align: right;">Serie</td><td style="text-align: right;">100,0</td></tr> <tr><td style="text-align: right;">Sum</td><td style="text-align: right;">294,0</td></tr> </table>	Serie	100,0	Sum	294,0	<p>Series 4</p> 	<p>1: 10,6* → 2: 10,5* ← 3: 10,1 ↗ 4: 9,8 ↑ 5: 9,7 ↗ 6: 10,5* ↗ 7: 9,6 ↗ 8: 10,1 ↖ 9: 10,5* → 10: 9,2 ↑</p> <table border="1" style="width:100%; border-collapse: collapse;"> <tr><td style="text-align: right;">Serie</td><td style="text-align: right;">96,0</td></tr> <tr><td style="text-align: right;">Sum</td><td style="text-align: right;">390,0</td></tr> </table>	Serie	96,0	Sum	390,0
Serie	100,0										
Sum	294,0										
Serie	96,0										
Sum	390,0										

<p>Series 5</p> 	<p>1: 10,3* ↗ 2: 9,2 ↑ 3: 10,5* ↑ 4: 9,7 ↗ 5: 10,1 ↗ 6: 9,5 → 7: 10,4* → 8: 9,9 ↑ 9: 9,9 → 10: 10,0 ↗</p> <table border="1" style="width:100%; border-collapse: collapse;"> <tr><td style="text-align: right;">Serie</td><td style="text-align: right;">95,0</td></tr> <tr><td style="text-align: right;">Sum</td><td style="text-align: right;">485,0</td></tr> </table>	Serie	95,0	Sum	485,0	<p>Series 6</p> 	<p>1: 10,3* ← 2: 10,3* ↓ 3: 9,9 → 4: 10,8* ↑ 5: 10,1 → 6: 9,9 → 7: 10,0 ↗ 8: 10,3* ↖ 9: 10,3* ↑ 10: 9,9 ↑</p> <table border="1" style="width:100%; border-collapse: collapse;"> <tr><td style="text-align: right;">Serie</td><td style="text-align: right;">97,0</td></tr> <tr><td style="text-align: right;">Sum</td><td style="text-align: right;">582,0</td></tr> </table>	Serie	97,0	Sum	582,0
Serie	95,0										
Sum	485,0										
Serie	97,0										
Sum	582,0										

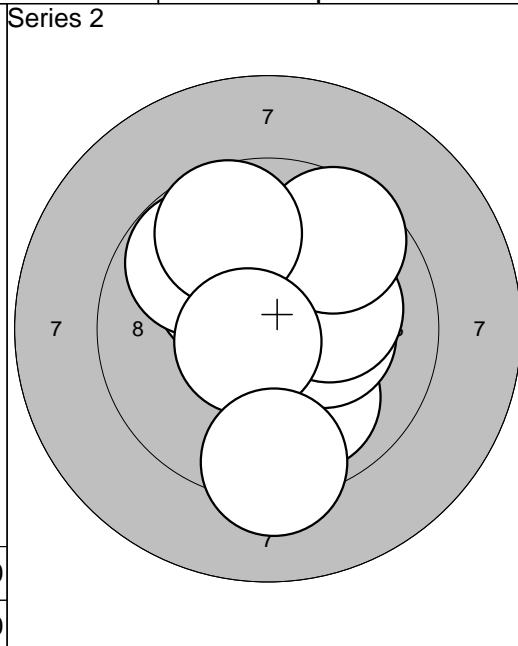
<p>Series 1</p> 	<p>1: 10,2* ↗</p> <p>2: 9,8 →</p> <p>3: 9,8 ↗</p> <p>4: 10,3* ↓</p> <p>5: 10,5* ↓</p> <p>6: 10,2* ↗</p> <p>7: 10,7* ↓</p> <p>8: 10,6* ↓</p> <p>9: 10,1 ←</p> <p>10: 10,3* ↓</p> <table border="1" style="width:100%; border-collapse: collapse;"> <tr> <td style="text-align: right;">Serie</td> <td style="text-align: right;">98,0</td> </tr> <tr> <td style="text-align: right;">Sum</td> <td style="text-align: right;">98,0</td> </tr> </table>	Serie	98,0	Sum	98,0	<p>Series 2</p>  <table border="1" style="width:100%; border-collapse: collapse;"> <tr> <td style="text-align: right;">1: 9,5 ↖</td> <td style="text-align: right;">2: 10,5* ↗</td> <td style="text-align: right;">3: 10,2* ↗</td> <td style="text-align: right;">4: 10,3* ↖</td> <td style="text-align: right;">5: 10,0 ↓</td> <td style="text-align: right;">6: 10,4* ↖</td> <td style="text-align: right;">7: 10,6* ↓</td> <td style="text-align: right;">8: 10,7* ↑</td> <td style="text-align: right;">9: 10,8* ↓</td> <td style="text-align: right;">10: 10,5* ↖</td> </tr> <tr> <td style="text-align: right;">Serie</td> <td colspan="8"></td> <td style="text-align: right;">99,0</td> </tr> <tr> <td style="text-align: right;">Sum</td> <td colspan="8"></td> <td style="text-align: right;">197,0</td> </tr> </table>	1: 9,5 ↖	2: 10,5* ↗	3: 10,2* ↗	4: 10,3* ↖	5: 10,0 ↓	6: 10,4* ↖	7: 10,6* ↓	8: 10,7* ↑	9: 10,8* ↓	10: 10,5* ↖	Serie									99,0	Sum									197,0
Serie	98,0																																			
Sum	98,0																																			
1: 9,5 ↖	2: 10,5* ↗	3: 10,2* ↗	4: 10,3* ↖	5: 10,0 ↓	6: 10,4* ↖	7: 10,6* ↓	8: 10,7* ↑	9: 10,8* ↓	10: 10,5* ↖																											
Serie									99,0																											
Sum									197,0																											

<p>Series 3</p> 	<p>1: 10,0 ↖</p> <p>2: 10,4* →</p> <p>3: 10,3* ↖</p> <p>4: 10,3* ↗</p> <p>5: 10,5* ↗</p> <p>6: 10,0 ↗</p> <p>7: 10,4* ↖</p> <p>8: 10,7* ↗</p> <p>9: 9,8 ↖</p> <p>10: 10,2* ↗</p> <table border="1" style="width:100%; border-collapse: collapse;"> <tr> <td style="text-align: right;">Serie</td> <td style="text-align: right;">99,0</td> </tr> <tr> <td style="text-align: right;">Sum</td> <td style="text-align: right;">296,0</td> </tr> </table>	Serie	99,0	Sum	296,0	<p>Series 4</p>  <table border="1" style="width:100%; border-collapse: collapse;"> <tr> <td style="text-align: right;">1: 10,0 ↓</td> <td style="text-align: right;">2: 9,5 →</td> <td style="text-align: right;">3: 10,8* ↓</td> <td style="text-align: right;">4: 9,8 ↗</td> <td style="text-align: right;">5: 10,4* ↗</td> <td style="text-align: right;">6: 10,7* ↖</td> <td style="text-align: right;">7: 9,4 ↘</td> <td style="text-align: right;">8: 10,3* ↓</td> <td style="text-align: right;">9: 10,6* →</td> <td style="text-align: right;">10: 10,2* ↑</td> </tr> <tr> <td style="text-align: right;">Serie</td> <td colspan="8"></td> <td style="text-align: right;">97,0</td> </tr> <tr> <td style="text-align: right;">Sum</td> <td colspan="8"></td> <td style="text-align: right;">393,0</td> </tr> </table>	1: 10,0 ↓	2: 9,5 →	3: 10,8* ↓	4: 9,8 ↗	5: 10,4* ↗	6: 10,7* ↖	7: 9,4 ↘	8: 10,3* ↓	9: 10,6* →	10: 10,2* ↑	Serie									97,0	Sum									393,0
Serie	99,0																																			
Sum	296,0																																			
1: 10,0 ↓	2: 9,5 →	3: 10,8* ↓	4: 9,8 ↗	5: 10,4* ↗	6: 10,7* ↖	7: 9,4 ↘	8: 10,3* ↓	9: 10,6* →	10: 10,2* ↑																											
Serie									97,0																											
Sum									393,0																											

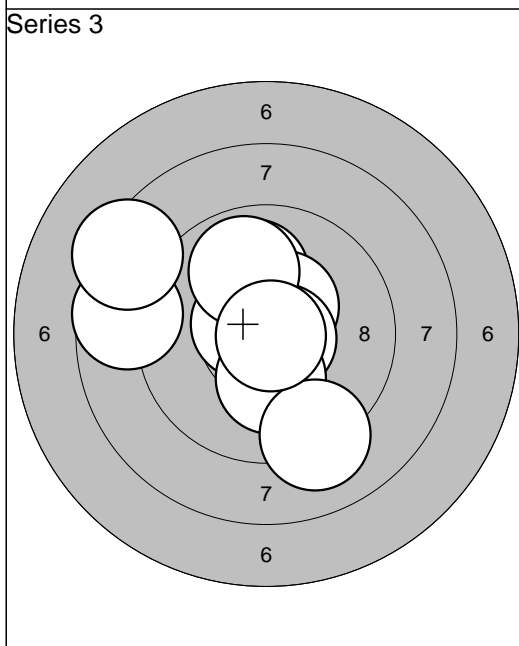
<p>Series 5</p> 	<p>1: 10,1 ↓</p> <p>2: 10,4* →</p> <p>3: 10,7* ↖</p> <p>4: 9,4 →</p> <p>5: 9,1 →</p> <p>6: 9,6 →</p> <p>7: 10,4* ↓</p> <p>8: 10,7* ↘</p> <p>9: 9,8 ↗</p> <p>10: 10,3* →</p> <table border="1" style="width:100%; border-collapse: collapse;"> <tr> <td style="text-align: right;">Serie</td> <td style="text-align: right;">96,0</td> </tr> <tr> <td style="text-align: right;">Sum</td> <td style="text-align: right;">489,0</td> </tr> </table>	Serie	96,0	Sum	489,0	<p>Series 6</p>  <table border="1" style="width:100%; border-collapse: collapse;"> <tr> <td style="text-align: right;">1: 10,3* →</td> <td style="text-align: right;">2: 10,0 ↗</td> <td style="text-align: right;">3: 9,2 →</td> <td style="text-align: right;">4: 10,8* ↑</td> <td style="text-align: right;">5: 10,7* ↓</td> <td style="text-align: right;">6: 10,6* ↖</td> <td style="text-align: right;">7: 10,2* ↓</td> <td style="text-align: right;">8: 10,8* ↖</td> <td style="text-align: right;">9: 10,5* ↗</td> <td style="text-align: right;">10: 10,7* ↑</td> </tr> <tr> <td style="text-align: right;">Serie</td> <td colspan="8"></td> <td style="text-align: right;">99,0</td> </tr> <tr> <td style="text-align: right;">Sum</td> <td colspan="8"></td> <td style="text-align: right;">588,0</td> </tr> </table>	1: 10,3* →	2: 10,0 ↗	3: 9,2 →	4: 10,8* ↑	5: 10,7* ↓	6: 10,6* ↖	7: 10,2* ↓	8: 10,8* ↖	9: 10,5* ↗	10: 10,7* ↑	Serie									99,0	Sum									588,0
Serie	96,0																																			
Sum	489,0																																			
1: 10,3* →	2: 10,0 ↗	3: 9,2 →	4: 10,8* ↑	5: 10,7* ↓	6: 10,6* ↖	7: 10,2* ↓	8: 10,8* ↖	9: 10,5* ↗	10: 10,7* ↑																											
Serie									99,0																											
Sum									588,0																											



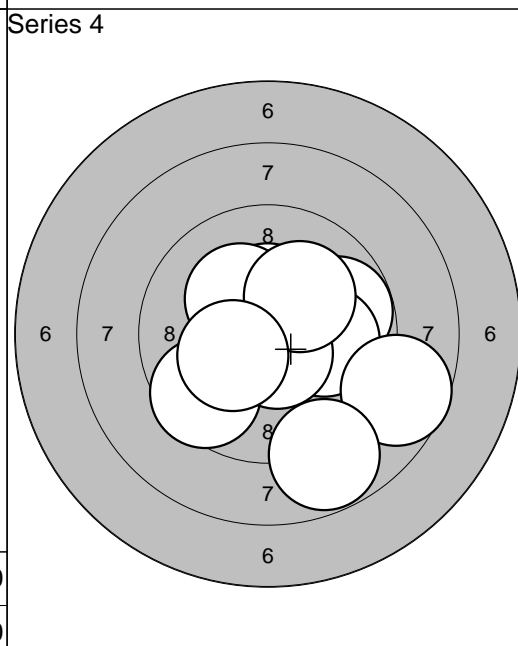
1: 9,9	↗
2: 10,1	↖
3: 9,1	↗
4: 10,2*	↗
5: 10,4*	↓
6: 9,0	↓
7: 10,1	↖
8: 8,6	→
9: 10,8*	↗
10: 10,3*	↗
<b>Serie 95,0</b>	
<b>Sum 95,0</b>	



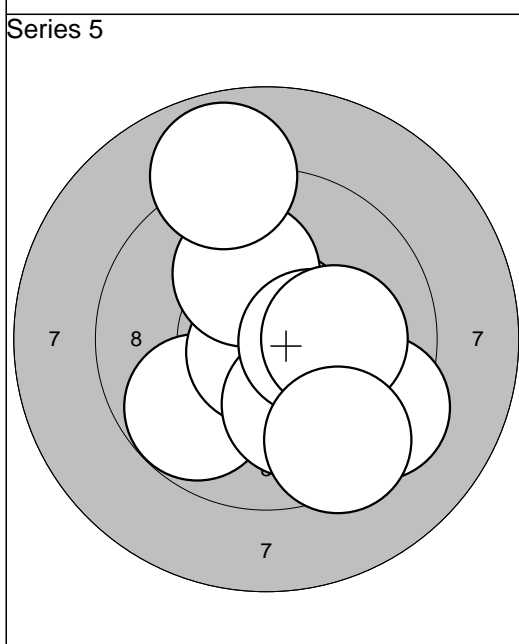
1: 10,0	↓
2: 10,3*	→
3: 10,1	↗
4: 10,3*	↖
5: 10,1	→
6: 9,8	↖
7: 9,6	↗
8: 9,7	↗
9: 10,7*	↖
10: 9,3	↓
<b>Serie 96,0</b>	
<b>Sum 191,0</b>	



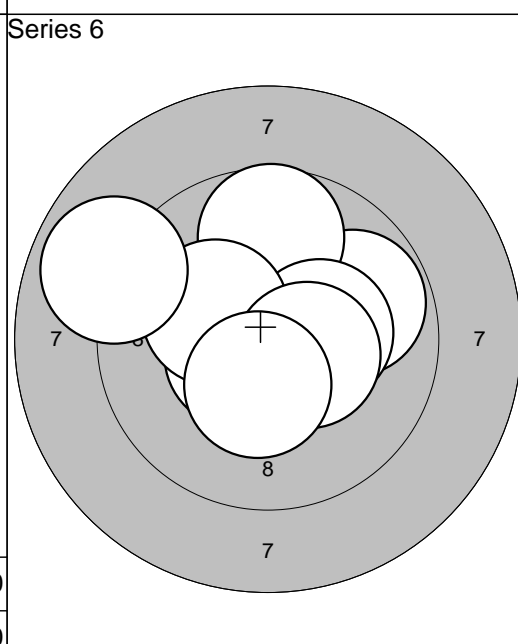
1: 10,0	↑
2: 10,4*	↗
3: 10,7*	→
4: 8,7	↖
5: 10,6*	↖
6: 9,9	↗
7: 8,4	↖
8: 10,2*	↓
9: 9,1	↓
10: 10,9*	↘
<b>Serie 94,0</b>	
<b>Sum 285,0</b>	



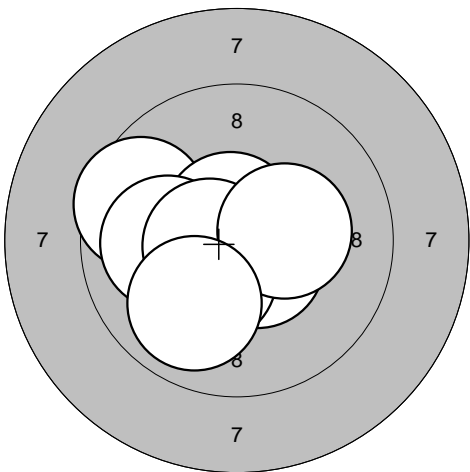
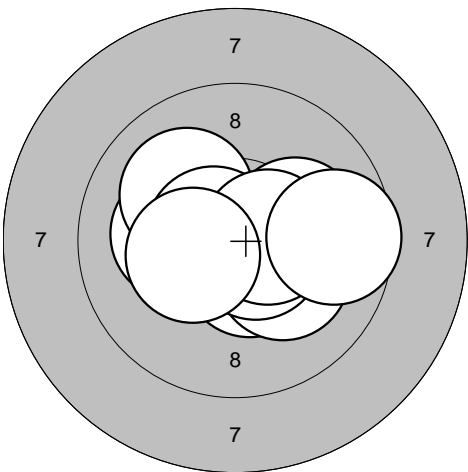
1: 9,6	↘
2: 10,4*	↑
3: 10,2*	↖
4: 9,8	→
5: 10,0	→
6: 8,7	↘
7: 10,6*	↓
8: 8,8	↓
9: 10,2*	↗
10: 10,3*	↖
<b>Serie 94,0</b>	
<b>Sum 379,0</b>	

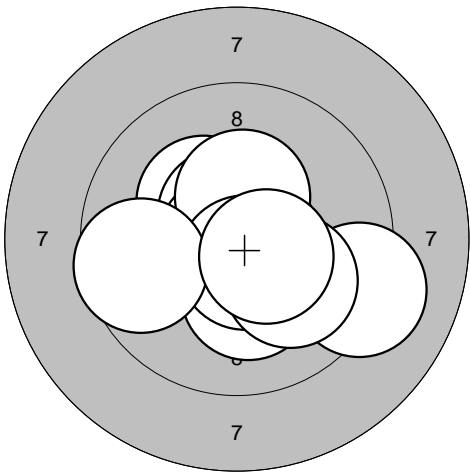
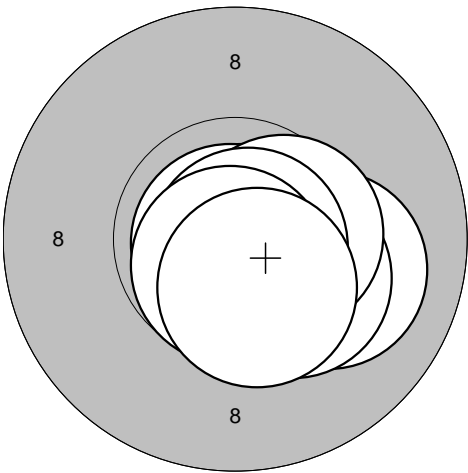


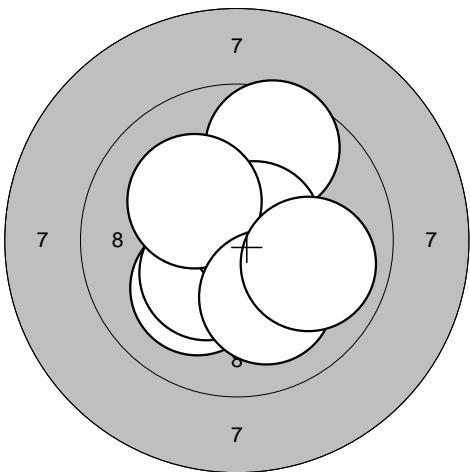
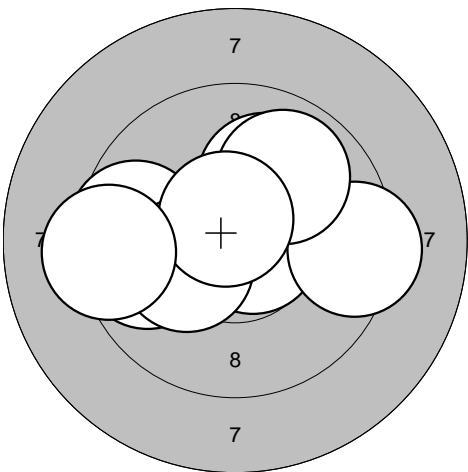
1: 10,7*	↗
2: 9,8	↘
3: 10,8*	↘
4: 10,1	↑
5: 10,1	↓
6: 10,4*	→
7: 8,9	↗
8: 9,4	↘
9: 10,1	→
10: 9,4	↘
<b>Serie 95,0</b>	
<b>Sum 474,0</b>	

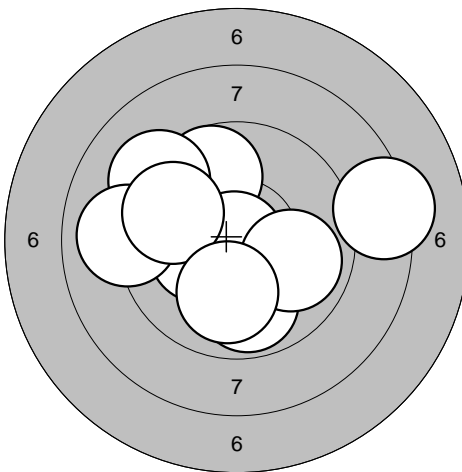
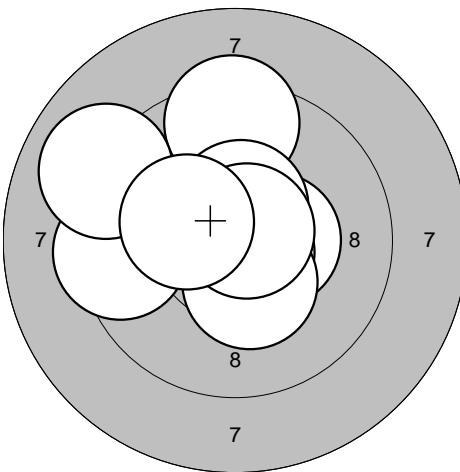


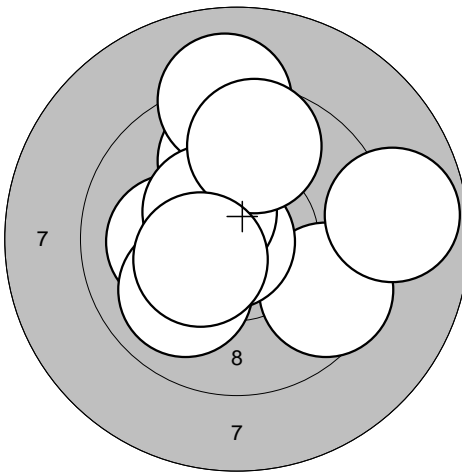
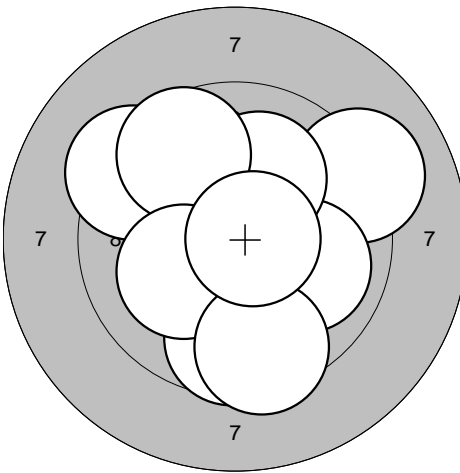
1: 10,6*	↓
2: 10,6*	↖
3: 9,8	→
4: 9,7	↑
5: 10,3*	→
6: 10,5*	↖
7: 10,2*	↖
8: 10,4*	→
9: 10,4*	↓
10: 8,9	↖
<b>Serie 96,0</b>	
<b>Sum 570,0</b>	

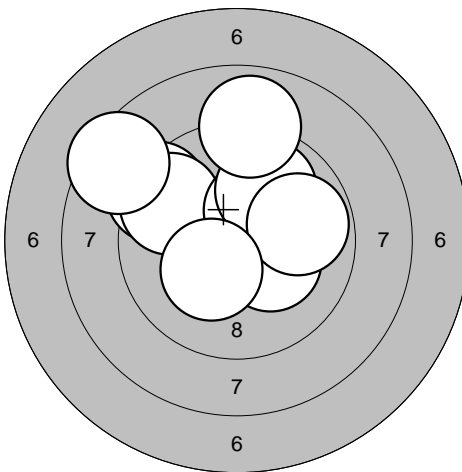
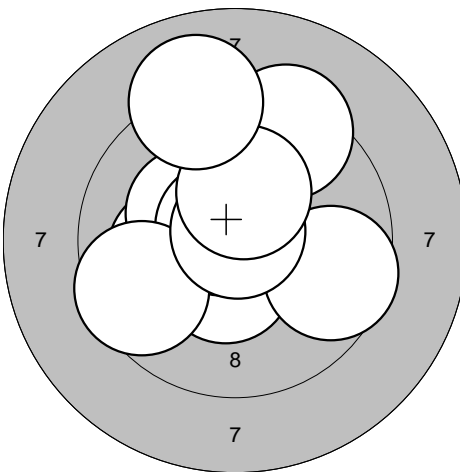
<p>Series 1</p> 	<p>1: 10,7* →</p> <p>2: 10,8* ↑</p> <p>3: 10,6* ↓</p> <p>4: 9,6 ←</p> <p>5: 10,7* ↑</p> <p>6: 10,4* ↓</p> <p>7: 10,0 ←</p> <p>8: 10,6* ←</p> <p>9: 10,3* →</p> <p>10: 9,9 ↓</p>	<p>Series 2</p> 	<p>1: 10,5* ↓</p> <p>2: 10,2* ←</p> <p>3: 10,2* ↓</p> <p>4: 10,1 →</p> <p>5: 10,6* ↓</p> <p>6: 10,1 ↗</p> <p>7: 10,6* ←</p> <p>8: 10,5* →</p> <p>9: 10,3* ←</p> <p>10: 9,6 →</p>
Serie 98,0	Serie 99,0	Serie 99,0	Serie 99,0
Sum 98,0	Sum 197,0	Sum 197,0	Sum 197,0

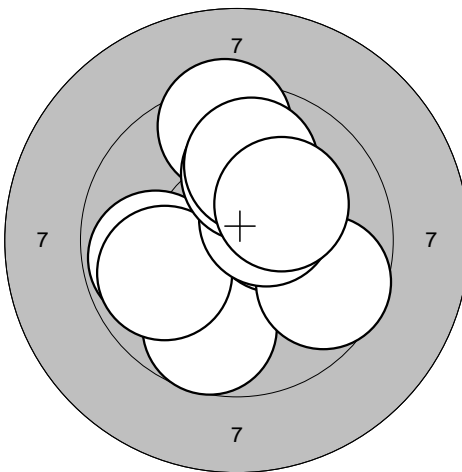
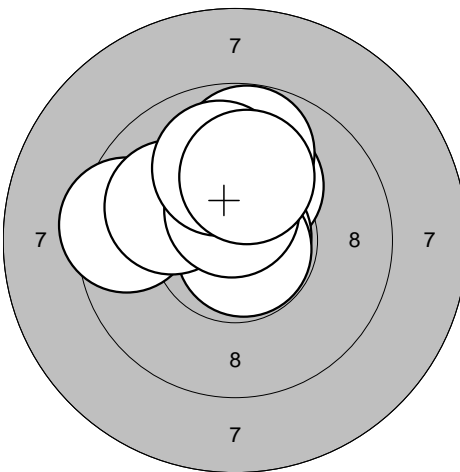
<p>Series 3</p> 	<p>1: 10,3* ↗</p> <p>2: 10,6* ↑</p> <p>3: 10,8* ←</p> <p>4: 10,4* ↑</p> <p>5: 10,2* ↓</p> <p>6: 9,2 →</p> <p>7: 10,6* ↓</p> <p>8: 10,0 ↓</p> <p>9: 9,6 ←</p> <p>10: 10,5* ↘</p>	<p>Series 4</p> 	<p>1: 10,9* ↘</p> <p>2: 10,1 →</p> <p>3: 10,5* ↘</p> <p>4: 10,3* ↘</p> <p>5: 10,7* ↘</p> <p>6: 10,9* ↘</p> <p>7: 10,5* →</p> <p>8: 10,8* ↘</p> <p>9: 10,7* ↓</p> <p>10: 10,5* ↘</p>
Serie 98,0	Serie 100,0	Serie 100,0	Serie 100,0
Sum 295,0	Sum 395,0	Sum 395,0	Sum 395,0

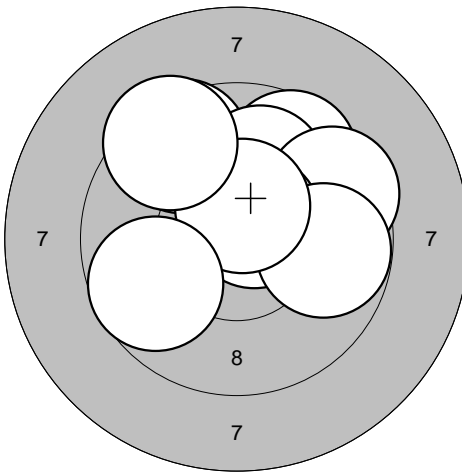
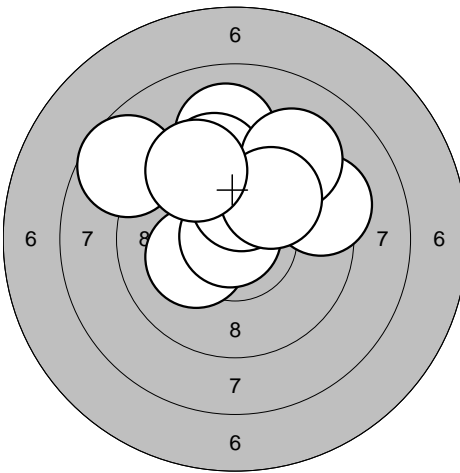
<p>Series 5</p> 	<p>1: 10,1 ↓</p> <p>2: 10,2* ↘</p> <p>3: 10,9* ↓</p> <p>4: 10,6* ↓</p> <p>5: 9,6 ↑</p> <p>6: 10,4* ↓</p> <p>7: 10,7* →</p> <p>8: 10,2* ↑</p> <p>9: 10,1 ↓</p> <p>10: 9,9 →</p>	<p>Series 6</p> 	<p>1: 10,9* ↘</p> <p>2: 9,7 ←</p> <p>3: 10,7* →</p> <p>4: 9,6 ←</p> <p>5: 9,3 →</p> <p>6: 10,1 ↗</p> <p>7: 9,9 ↗</p> <p>8: 10,2* ←</p> <p>9: 10,7* ↗</p> <p>10: 9,3 ←</p>
Serie 98,0	Serie 95,0	Serie 95,0	Serie 95,0
Sum 493,0	Sum 588,0	Sum 588,0	Sum 588,0

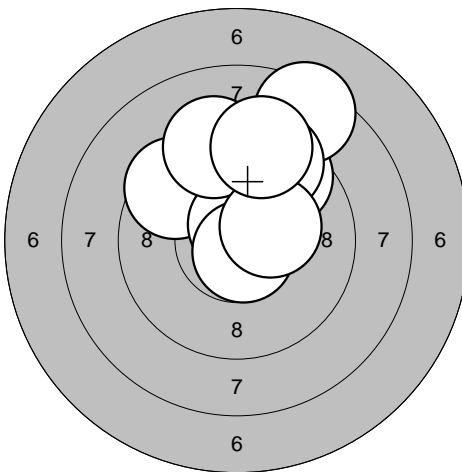
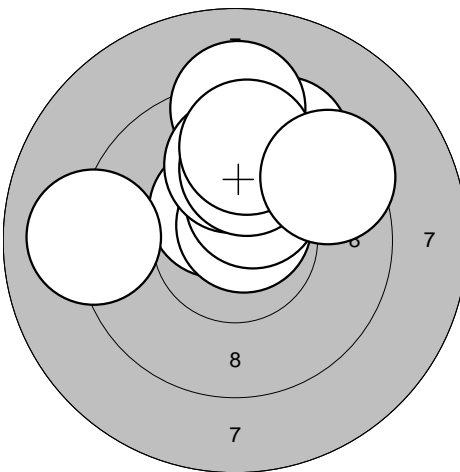
<p>Series 1</p> 	<p>1: 10,3* ←</p> <p>2: 9,7 ↑</p> <p>3: 9,2 ↗</p> <p>4: 9,0 ←</p> <p>5: 10,9* ↙</p> <p>6: 9,7 ↖</p> <p>7: 9,8 ↓</p> <p>8: 8,3 →</p> <p>9: 9,9 →</p> <p>10: 10,0 ↓</p> <table border="1" style="width:100%; border-collapse: collapse;"> <tr><td>Serie</td><td style="text-align: right;">92,0</td></tr> <tr><td>Sum</td><td style="text-align: right;">92,0</td></tr> </table>	Serie	92,0	Sum	92,0	<p>Series 2</p> 	<p>1: 10,3* ↖</p> <p>2: 9,4 ←</p> <p>3: 9,4 ↑</p> <p>4: 10,4* →</p> <p>5: 10,5* ↑</p> <p>6: 10,7* ↘</p> <p>7: 10,4* ↓</p> <p>8: 9,0 ↖</p> <p>9: 10,7* ↗</p> <p>10: 10,3* ←</p> <table border="1" style="width:100%; border-collapse: collapse;"> <tr><td>Serie</td><td style="text-align: right;">97,0</td></tr> <tr><td>Sum</td><td style="text-align: right;">189,0</td></tr> </table>	Serie	97,0	Sum	189,0
Serie	92,0										
Sum	92,0										
Serie	97,0										
Sum	189,0										

<p>Series 3</p> 	<p>1: 10,1 ←</p> <p>2: 9,9 ↑</p> <p>3: 9,6 ↘</p> <p>4: 10,8* ←</p> <p>5: 8,9 →</p> <p>6: 9,1 ↑</p> <p>7: 10,0 ↙</p> <p>8: 10,4* ↗</p> <p>9: 9,7 ↑</p> <p>10: 10,4* ←</p> <table border="1" style="width:100%; border-collapse: collapse;"> <tr><td>Serie</td><td style="text-align: right;">94,0</td></tr> <tr><td>Sum</td><td style="text-align: right;">283,0</td></tr> </table>	Serie	94,0	Sum	283,0	<p>Series 4</p> 	<p>1: 9,1 ↗</p> <p>2: 9,6 ↓</p> <p>3: 9,3 ↖</p> <p>4: 10,3* →</p> <p>5: 10,0 →</p> <p>6: 10,1 ↑</p> <p>7: 9,6 ↗</p> <p>8: 10,2* ←</p> <p>9: 9,5 ↓</p> <p>10: 10,7* →</p> <table border="1" style="width:100%; border-collapse: collapse;"> <tr><td>Serie</td><td style="text-align: right;">95,0</td></tr> <tr><td>Sum</td><td style="text-align: right;">378,0</td></tr> </table>	Serie	95,0	Sum	378,0
Serie	94,0										
Sum	283,0										
Serie	95,0										
Sum	378,0										

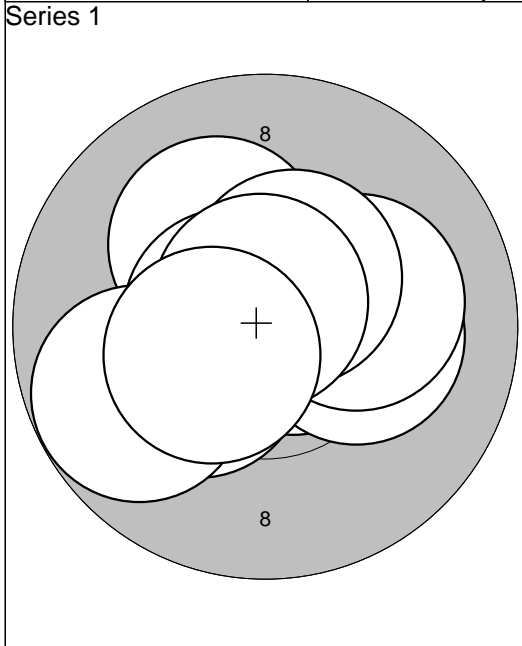
<p>Series 5</p> 	<p>1: 9,3 ↖</p> <p>2: 10,8* ↙</p> <p>3: 10,3* ↘</p> <p>4: 9,6 ↖</p> <p>5: 10,3* ↗</p> <p>6: 9,9 ↗</p> <p>7: 8,9 ↑</p> <p>8: 8,4 ↖</p> <p>9: 9,8 →</p> <p>10: 10,3* ↙</p> <table border="1" style="width:100%; border-collapse: collapse;"> <tr><td>Serie</td><td style="text-align: right;">92,0</td></tr> <tr><td>Sum</td><td style="text-align: right;">470,0</td></tr> </table>	Serie	92,0	Sum	470,0	<p>Series 6</p> 	<p>1: 10,1 ←</p> <p>2: 10,3* ↖</p> <p>3: 10,5* ↓</p> <p>4: 9,6 →</p> <p>5: 10,7* ↖</p> <p>6: 9,3 ↑</p> <p>7: 9,6 ↖</p> <p>8: 10,8* ↑</p> <p>9: 10,3* ↑</p> <p>10: 9,0 ↑</p> <table border="1" style="width:100%; border-collapse: collapse;"> <tr><td>Serie</td><td style="text-align: right;">96,0</td></tr> <tr><td>Sum</td><td style="text-align: right;">566,0</td></tr> </table>	Serie	96,0	Sum	566,0
Serie	92,0										
Sum	470,0										
Serie	96,0										
Sum	566,0										

<p>Series 1</p> 	<p>1: 9,7 ↘ 2: 10,4* → 3: 9,8 ← 4: 9,7 → 5: 9,9 ← 6: 9,4 ↑ 7: 10,5* ↗ 8: 10,0 ↑ 9: 9,9 ↑ 10: 10,2* ↗</p> <table border="1" style="width:100%; border-collapse: collapse;"> <tr><td>Serie</td><td style="text-align: right;">94,0</td></tr> <tr><td>Sum</td><td style="text-align: right;">94,0</td></tr> </table>	Serie	94,0	Sum	94,0	<p>Series 2</p> 	<p>1: 9,5 ← 2: 10,2* ↑ 3: 10,2* ↑ 4: 10,8* → 5: 9,8 ↑ 6: 10,8* ↘ 7: 10,0 ← 8: 10,6* ↑ 9: 10,0 ↑ 10: 10,1 ↑</p> <table border="1" style="width:100%; border-collapse: collapse;"> <tr><td>Serie</td><td style="text-align: right;">98,0</td></tr> <tr><td>Sum</td><td style="text-align: right;">192,0</td></tr> </table>	Serie	98,0	Sum	192,0
Serie	94,0										
Sum	94,0										
Serie	98,0										
Sum	192,0										

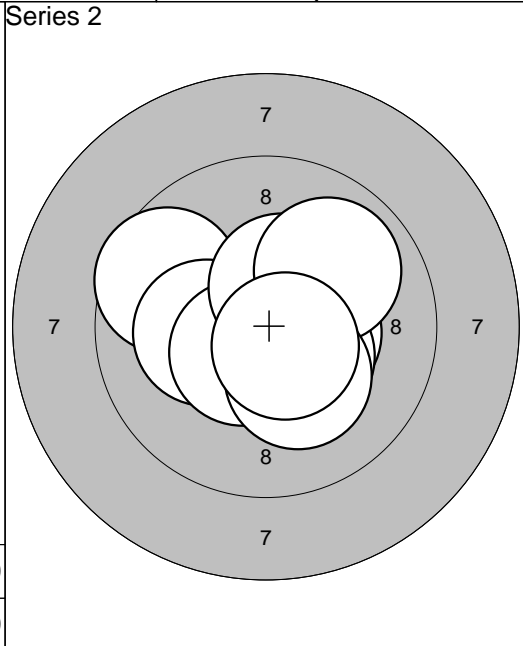
<p>Series 3</p> 	<p>1: 10,0 ↗ 2: 9,6 ↗ 3: 9,5 ↖ 4: 10,0 ↑ 5: 9,5 → 6: 10,6* ↗ 7: 9,8 → 8: 10,5* ↑ 9: 9,7 ← 10: 9,4 ↖</p> <table border="1" style="width:100%; border-collapse: collapse;"> <tr><td>Serie</td><td style="text-align: right;">94,0</td></tr> <tr><td>Sum</td><td style="text-align: right;">286,0</td></tr> </table>	Serie	94,0	Sum	286,0	<p>Series 4</p> 	<p>1: 9,3 → 2: 9,1 ↑ 3: 10,2* ← 4: 9,6 ↑ 5: 10,9* ↖ 6: 10,3* ↑ 7: 9,2 ↗ 8: 10,0 ↗ 9: 8,7 ↖ 10: 9,6 ↖</p> <table border="1" style="width:100%; border-collapse: collapse;"> <tr><td>Serie</td><td style="text-align: right;">93,0</td></tr> <tr><td>Sum</td><td style="text-align: right;">379,0</td></tr> </table>	Serie	93,0	Sum	379,0
Serie	94,0										
Sum	286,0										
Serie	93,0										
Sum	379,0										

<p>Series 5</p> 	<p>1: 9,6 ↗ 2: 9,6 ↖ 3: 8,4 ↗ 4: 9,5 ↖ 5: 9,5 ↗ 6: 10,7* ↑ 7: 9,2 ↑ 8: 10,7* ↘ 9: 10,3* → 10: 9,3 ↑</p> <table border="1" style="width:100%; border-collapse: collapse;"> <tr><td>Serie</td><td style="text-align: right;">92,0</td></tr> <tr><td>Sum</td><td style="text-align: right;">471,0</td></tr> </table>	Serie	92,0	Sum	471,0	<p>Series 6</p> 	<p>1: 10,5* ↖ 2: 10,7* ↗ 3: 9,5 ↗ 4: 10,4* ↗ 5: 9,2 ↑ 6: 9,9 ↑ 7: 10,0 ↑ 8: 9,7 ↑ 9: 9,4 ↗ 10: 9,1 ←</p> <table border="1" style="width:100%; border-collapse: collapse;"> <tr><td>Serie</td><td style="text-align: right;">94,0</td></tr> <tr><td>Sum</td><td style="text-align: right;">565,0</td></tr> </table>	Serie	94,0	Sum	565,0
Serie	92,0										
Sum	471,0										
Serie	94,0										
Sum	565,0										

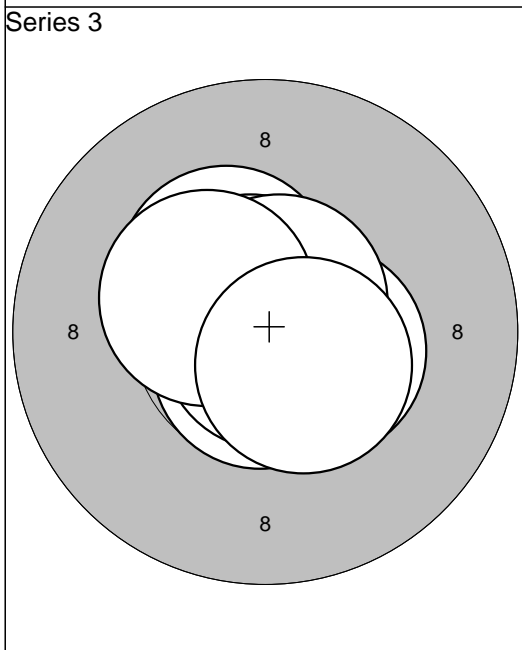




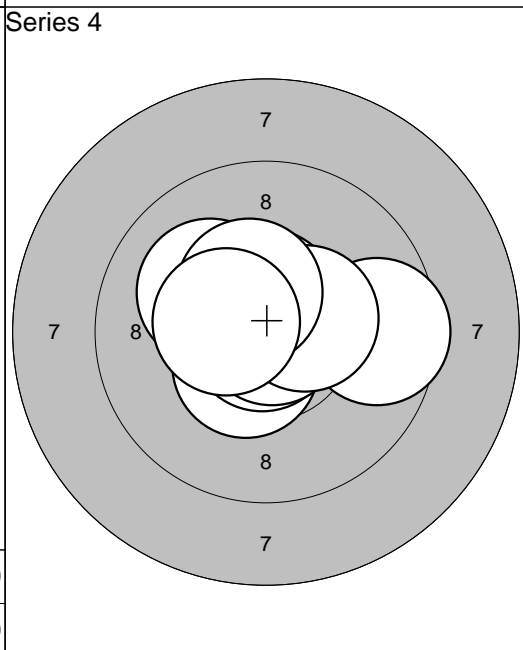
1: 10,7*	→
2: 10,2*	↗
3: 10,2*	→
4: 10,6*	↖
5: 10,2*	→
6: 10,5*	↗
7: 10,3*	↖
8: 10,7*	↑
9: 9,8	↖
10: 10,4*	↖
<b>Serie</b> 99,0	
<b>Sum</b> 99,0	



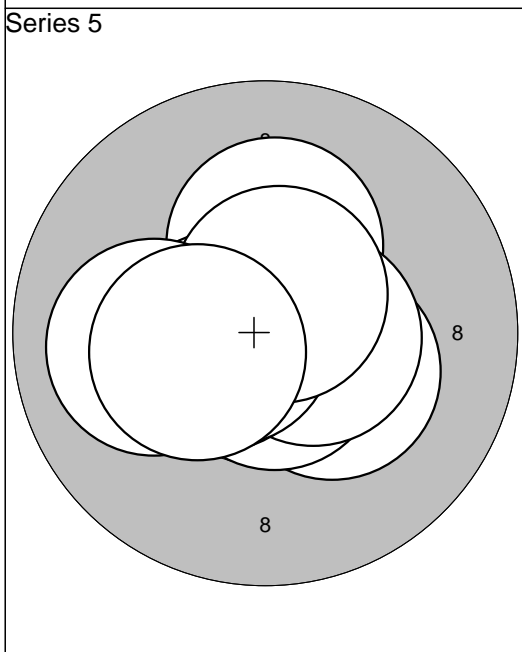
1: 9,6	↖
2: 10,8*	↗
3: 10,4*	→
4: 10,4*	↘
5: 10,2*	↖
6: 10,5*	↘
7: 10,4*	↗
8: 9,9	↗
9: 10,2*	↘
10: 10,6*	↘
<b>Serie</b> 98,0	
<b>Sum</b> 197,0	



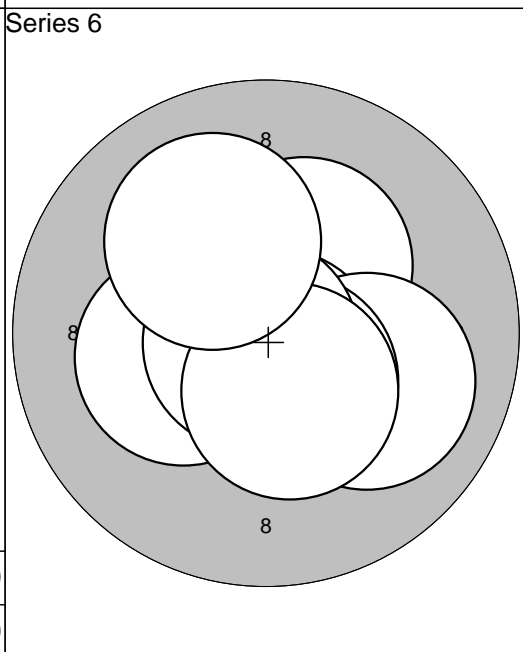
1: 10,7*	→
2: 10,8*	→
3: 10,4*	↗
4: 10,5*	→
5: 10,7*	↘
6: 10,9*	↘
7: 10,7*	↗
8: 10,7*	↗
9: 10,4*	↖
10: 10,5*	↘
<b>Serie</b> 100,0	
<b>Sum</b> 297,0	



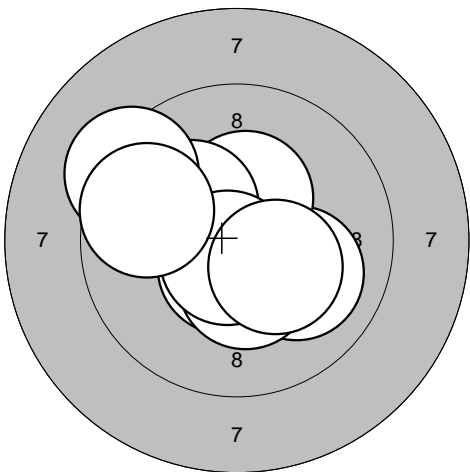
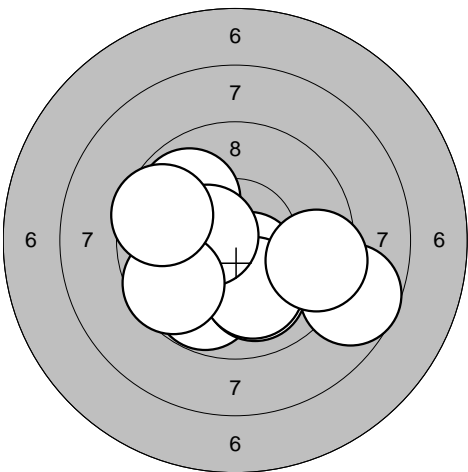
1: 10,5*	↘
2: 10,1	↖
3: 10,6*	↑
4: 10,9*	↘
5: 10,6*	↑
6: 10,9*	→
7: 9,6	→
8: 10,5*	→
9: 10,4*	↗
10: 10,5*	↖
<b>Serie</b> 99,0	
<b>Sum</b> 396,0	

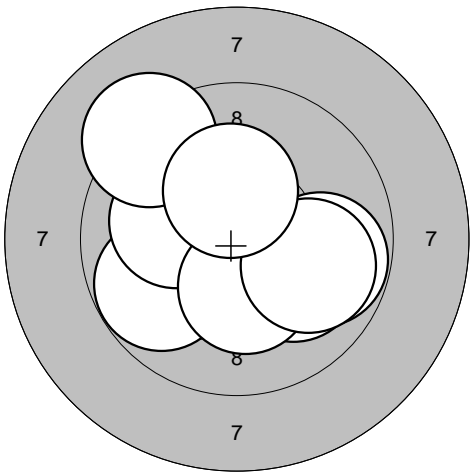
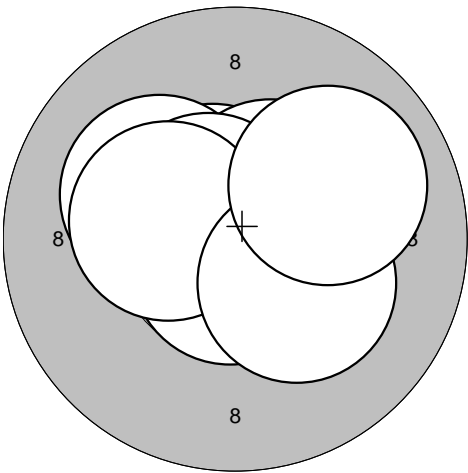


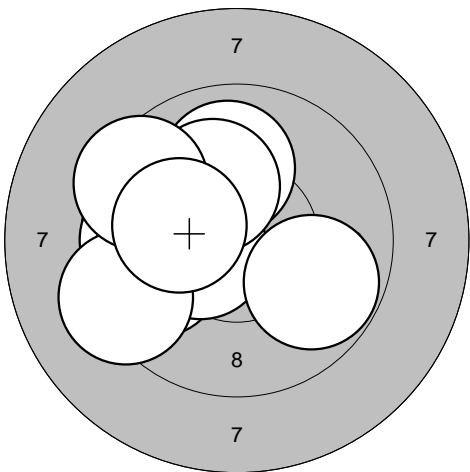
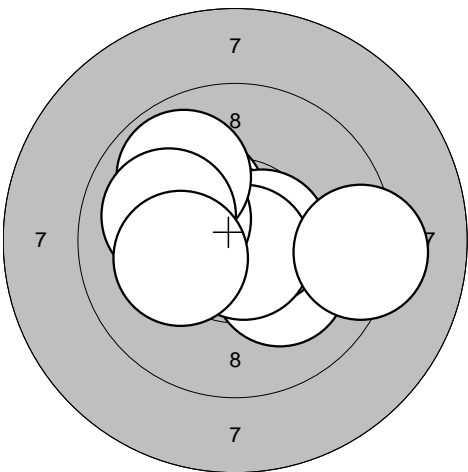
1: 10,2*	↑
2: 10,3*	↘
3: 10,7*	↘
4: 10,9*	↗
5: 10,6*	→
6: 10,5*	↖
7: 10,6*	↖
8: 10,6*	↗
9: 10,0	↖
10: 10,4*	↖
<b>Serie</b> 100,0	
<b>Sum</b> 496,0	

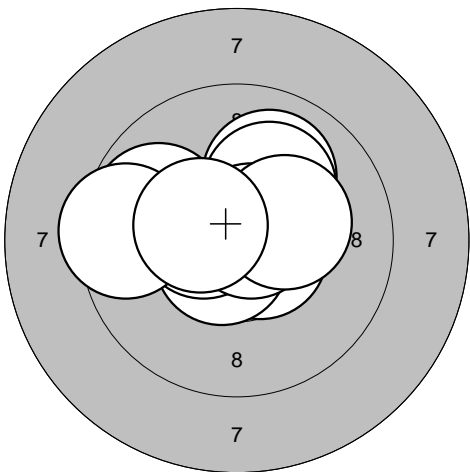
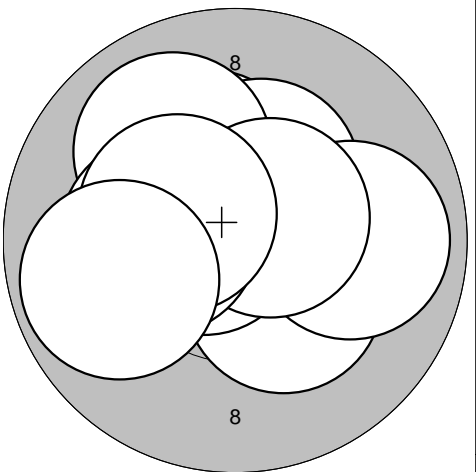


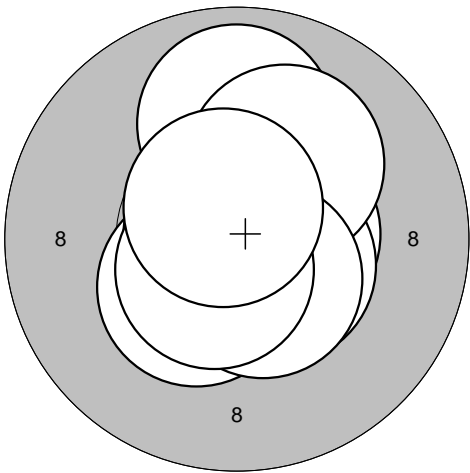
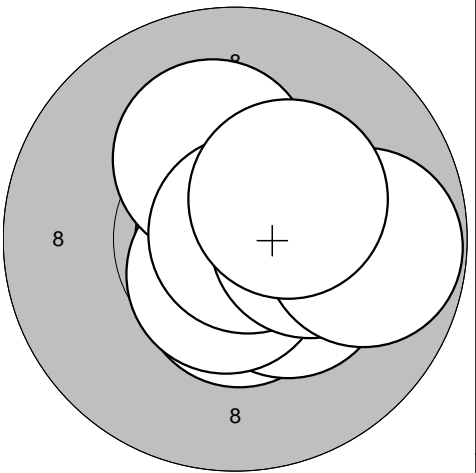
1: 10,3*	↗
2: 10,7*	↘
3: 10,7*	↘
4: 10,6*	↖
5: 10,2*	↖
6: 10,0	↘
7: 10,5*	↘
8: 10,8*	↖
9: 10,4*	↘
10: 10,1	↗
<b>Serie</b> 100,0	
<b>Sum</b> 596,0	

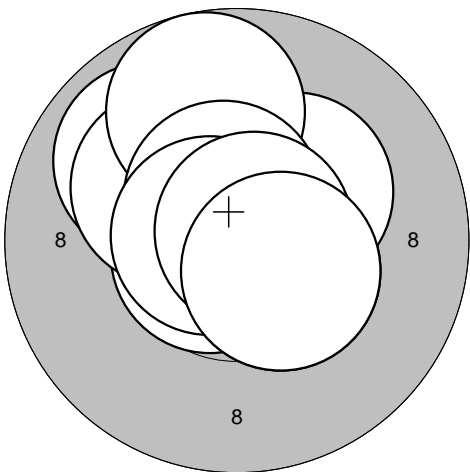
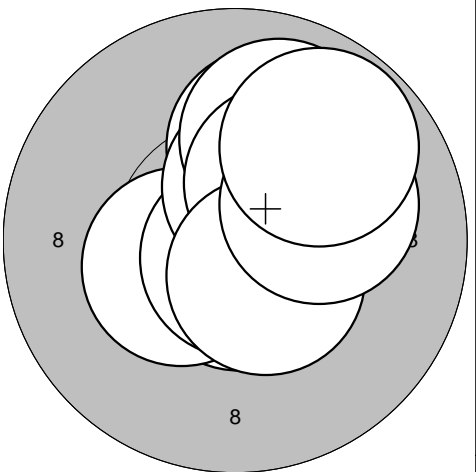
<p>Series 1</p> 	<p>1: 10,6* ↘                  2: 10,8* ←                  3: 10,1 →                  4: 10,4* ↑                  5: 10,4* ↓                  6: 10,2* ↗                  7: 9,3 ↗                  8: 10,7* ↓                  9: 10,3* ↘                  10: 9,7 ←</p> <table border="1" style="width:100%; border-collapse: collapse;"> <tr><td>Serie</td><td style="text-align: right;">98,0</td></tr> <tr><td>Sum</td><td style="text-align: right;">98,0</td></tr> </table>	Serie	98,0	Sum	98,0	<p>Series 2</p> 	<p>1: 8,7 ↘                  2: 9,8 ↘                  3: 10,0 ↓                  4: 10,5* ↓                  5: 9,9 ↗                  6: 10,1 ↓                  7: 10,5* ←                  8: 9,6 ←                  9: 9,5 →                  10: 9,6 ←</p> <table border="1" style="width:100%; border-collapse: collapse;"> <tr><td>Serie</td><td style="text-align: right;">93,0</td></tr> <tr><td>Sum</td><td style="text-align: right;">191,0</td></tr> </table>	Serie	93,0	Sum	191,0
Serie	98,0										
Sum	98,0										
Serie	93,0										
Sum	191,0										

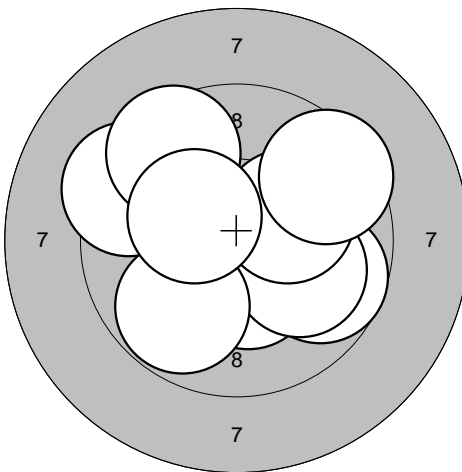
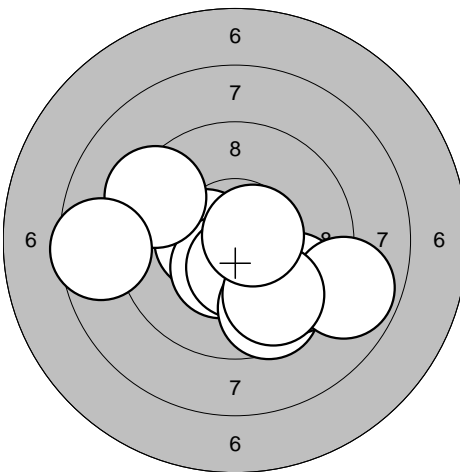
<p>Series 3</p> 	<p>1: 10,5* ↘                  2: 10,0 ↘                  3: 10,2* ↘                  4: 9,8 ←                  5: 10,1 ←                  6: 9,2 ↗                  7: 9,8 →                  8: 10,3* ↓                  9: 9,9 →                  10: 10,3* ↑</p> <table border="1" style="width:100%; border-collapse: collapse;"> <tr><td>Serie</td><td style="text-align: right;">96,0</td></tr> <tr><td>Sum</td><td style="text-align: right;">287,0</td></tr> </table>	Serie	96,0	Sum	287,0	<p>Series 4</p> 	<p>1: 10,6* ↗                  2: 10,1 ↗                  3: 10,7* ↓                  4: 10,7* →                  5: 10,5* ↗                  6: 10,6* ↗                  7: 10,5* ↘                  8: 10,3* ←                  9: 10,3* ↘                  10: 10,0 ↗</p> <table border="1" style="width:100%; border-collapse: collapse;"> <tr><td>Serie</td><td style="text-align: right;">100,0</td></tr> <tr><td>Sum</td><td style="text-align: right;">387,0</td></tr> </table>	Serie	100,0	Sum	387,0
Serie	96,0										
Sum	287,0										
Serie	100,0										
Sum	387,0										

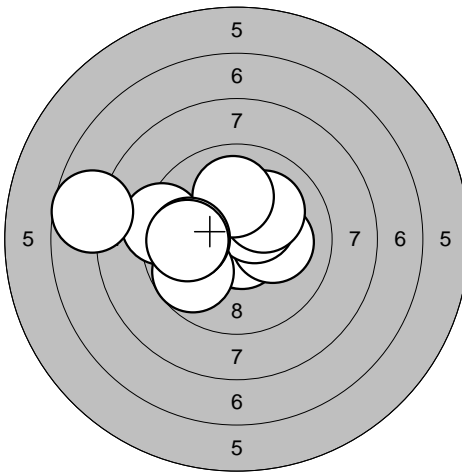
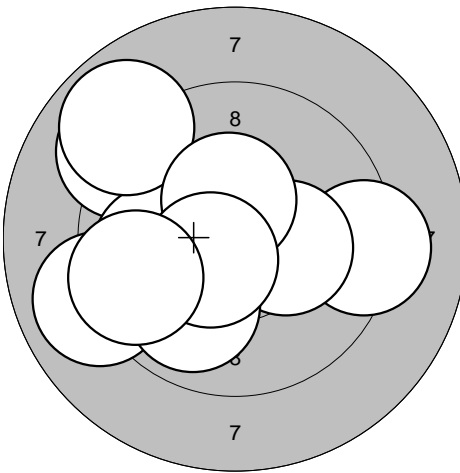
<p>Series 5</p> 	<p>1: 10,0 ↑                  2: 9,8 ←                  3: 10,2* ←                  4: 9,8 ←                  5: 10,4* ←                  6: 10,2* ↗                  7: 9,3 ←                  8: 9,5 ↗                  9: 9,8 ↘                  10: 10,2* ←</p> <table border="1" style="width:100%; border-collapse: collapse;"> <tr><td>Serie</td><td style="text-align: right;">95,0</td></tr> <tr><td>Sum</td><td style="text-align: right;">482,0</td></tr> </table>	Serie	95,0	Sum	482,0	<p>Series 6</p> 	<p>1: 10,2* ↗                  2: 10,2* ↘                  3: 10,6* ↗                  4: 10,6* →                  5: 10,7* ↓                  6: 10,2* ←                  7: 9,2 →                  8: 9,9 ↗                  9: 10,0 ←                  10: 10,2* ←</p> <table border="1" style="width:100%; border-collapse: collapse;"> <tr><td>Serie</td><td style="text-align: right;">98,0</td></tr> <tr><td>Sum</td><td style="text-align: right;">580,0</td></tr> </table>	Serie	98,0	Sum	580,0
Serie	95,0										
Sum	482,0										
Serie	98,0										
Sum	580,0										

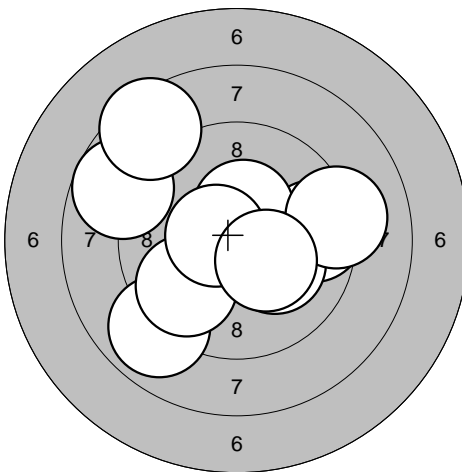
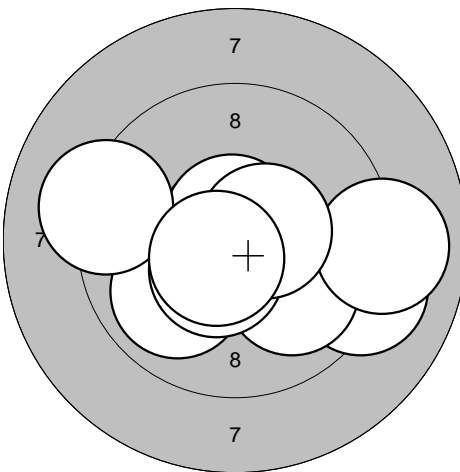
<p>Series 1</p> 	<p>1: 9,8 ↙ 2: 10,6* → 3: 10,6* ↙ 4: 10,5* ← 5: 9,5 ← 6: 10,0 ↗ 7: 10,1 ↗ 8: 10,7* ↗ 9: 10,3* → 10: 10,4* ←</p>	<p>Series 2</p> 	<p>1: 10,3* ↗ 2: 10,3* ↗ 3: 10,3* ↘ 4: 9,9 → 5: 10,7* ← 6: 10,0 ↗ 7: 10,6* ↗ 8: 10,3* ← 9: 10,4* ↙ 10: 9,9 ←</p>
Serie 98,0	Serie 98,0	Serie 98,0	Serie 98,0
Sum 98,0	Sum 98,0	Sum 196,0	Sum 196,0

<p>Series 3</p> 	<p>1: 10,7* ↘ 2: 10,4* ↘ 3: 10,8* ← 4: 10,6* → 5: 9,9 ↑ 6: 10,5* ↘ 7: 10,1 ↗ 8: 10,5* ↘ 9: 10,6* ↘ 10: 10,7* ↗</p>	<p>Series 4</p> 	<p>1: 10,9* 2: 10,3* → 3: 10,5* ↓ 4: 10,4* ↘ 5: 10,6* ↓ 6: 10,2* ↑ 7: 10,8* ↗ 8: 10,3* → 9: 9,8 → 10: 10,4* ↗</p>
Serie 99,0	Serie 99,0	Serie 99,0	Serie 99,0
Sum 295,0	Sum 295,0	Sum 394,0	Sum 394,0

<p>Series 5</p> 	<p>1: 9,9 ↗ 2: 10,7* ← 3: 10,2* ↗ 4: 10,5* ↘ 5: 10,3* ↗ 6: 9,7 ↑ 7: 10,6* ↗ 8: 10,7* ← 9: 10,8* ↗ 10: 10,5* ↘</p>	<p>Series 6</p> 	<p>1: 10,7* ↓ 2: 10,4* ↙ 3: 10,1 ↗ 4: 10,8* ↓ 5: 10,4* ↗ 6: 10,0 ↗ 7: 10,3* ↗ 8: 10,5* ↘ 9: 10,1 → 10: 9,8 ↗</p>
Serie 98,0	Serie 98,0	Serie 99,0	Serie 99,0
Sum 492,0	Sum 492,0	Sum 591,0	Sum 591,0

<p>Series 1</p> 	<p>1: 9,7 →</p> <p>2: 10,4* ↓</p> <p>3: 10,0 →</p> <p>4: 10,2* ↗</p> <p>5: 9,3 ↗</p> <p>6: 10,2* →</p> <p>7: 9,5 ↗</p> <p>8: 9,8 ↓</p> <p>9: 9,5 ↗</p> <p>10: 10,3* ↖</p>	<p>Series 2</p> 	<p>1: 10,4* ←</p> <p>2: 10,4* ↓</p> <p>3: 9,4 ↖</p> <p>4: 10,5* ↓</p> <p>5: 9,6 ↓</p> <p>6: 8,6 ←</p> <p>7: 9,6 ↓</p> <p>8: 8,8 →</p> <p>9: 9,8 ↓</p> <p>10: 10,6* →</p>
Serie 95,0	Serie 92,0		
Sum 95,0	Sum 187,0		

<p>Series 3</p> 	<p>1: 9,3 ←</p> <p>2: 10,7* ↓</p> <p>3: 10,1 →</p> <p>4: 10,4* ↗</p> <p>5: 10,1 ↗</p> <p>6: 7,7 ←</p> <p>7: 10,0 ↑</p> <p>8: 9,8 ↓</p> <p>9: 9,9 ←</p> <p>10: 9,9 ←</p>	<p>Series 4</p> 	<p>1: 9,1 ↗</p> <p>2: 9,2 →</p> <p>3: 9,9 ←</p> <p>4: 10,3* →</p> <p>5: 8,9 ↗</p> <p>6: 10,4* ↑</p> <p>7: 9,0 ←</p> <p>8: 9,9 ↓</p> <p>9: 10,5* ↓</p> <p>10: 9,5 ←</p>
Serie 93,0	Serie 92,0		
Sum 280,0	Sum 372,0		

<p>Series 5</p> 	<p>1: 9,6 →</p> <p>2: 8,9 ↓</p> <p>3: 10,4* ↑</p> <p>4: 8,7 ↖</p> <p>5: 10,2* ↓</p> <p>6: 9,8 ↓</p> <p>7: 8,5 ↗</p> <p>8: 9,2 →</p> <p>9: 10,6* ←</p> <p>10: 10,3* ↓</p>	<p>Series 6</p> 	<p>1: 10,7* ↓</p> <p>2: 9,9 ↖</p> <p>3: 9,1 →</p> <p>4: 10,0 ↓</p> <p>5: 10,7* ↑</p> <p>6: 9,2 ←</p> <p>7: 9,0 →</p> <p>8: 10,5* ↓</p> <p>9: 10,5* →</p> <p>10: 10,6* ↖</p>
Serie 91,0	Serie 96,0		
Sum 463,0	Sum 559,0		

**Series 1**

1: 8,5	↘
2: 9,6	→
3: 8,6	↘
4: 10,2*	↘
5: 10,4*	→
6: 9,4	↘
7: 10,3*	↗
8: 10,4*	→
9: 9,7	↓
10: 10,4*	↗
Serie	93,0
Sum	93,0

**Series 2**

1: 10,7*	↘
2: 10,1	↘
3: 8,8	↓
4: 9,1	↘
5: 8,1	↗
6: 9,5	←
7: 10,4*	↓
8: 9,6	→
9: 9,0	↑
10: 9,4	↙
Serie	91,0
Sum	184,0

**Series 3**

1: 9,4	↙
2: 9,7	↓
3: 8,6	↓
4: 8,3	↓
5: 9,2	→
6: 9,6	↗
7: 9,5	↓
8: 10,0	↓
9: 9,2	→
10: 9,8	↙
Serie	89,0
Sum	273,0

**Series 4**

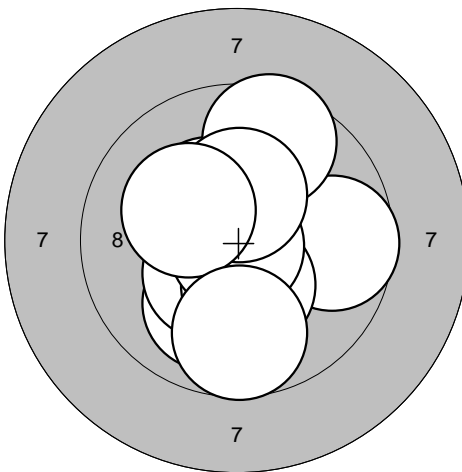
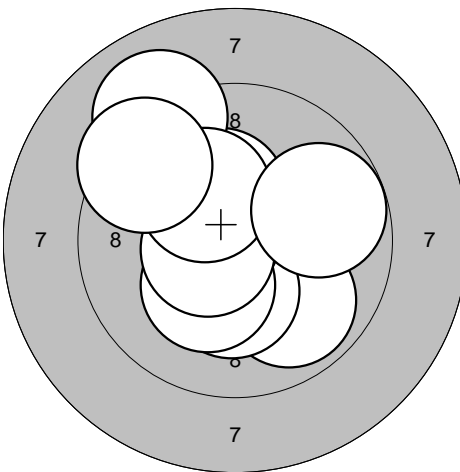
1: 10,2*	→
2: 10,2*	←
3: 9,6	→
4: 6,3	↘
5: 9,4	↘
6: 9,1	↘
7: 9,5	↘
8: 9,8	↘
9: 8,6	↓
10: 10,1	↘
Serie	89,0
Sum	362,0

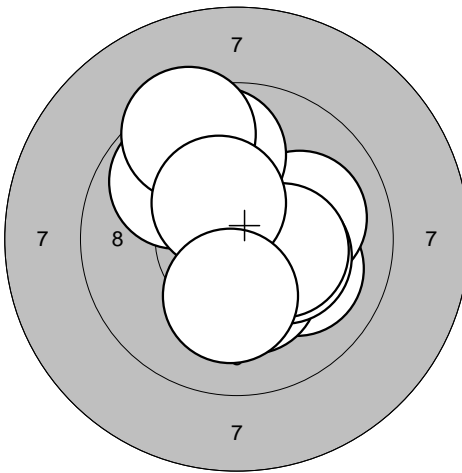
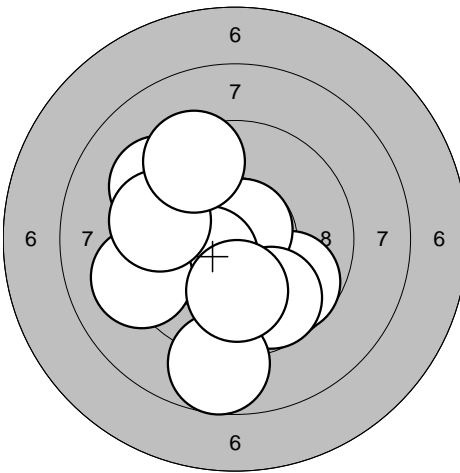
**Series 5**

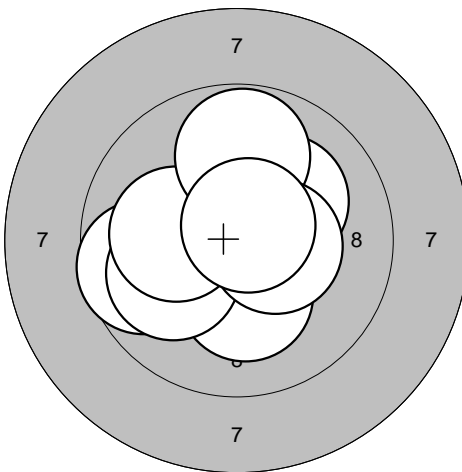
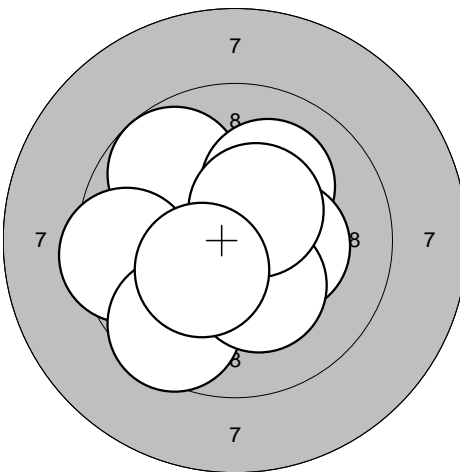
1: 10,0	↓
2: 7,5	↓
3: 10,5*	→
4: 9,1	↓
5: 10,0	↘
6: 9,1	↓
7: 8,1	↙
8: 9,4	↓
9: 9,2	↘
10: 10,2*	↑
Serie	91,0
Sum	453,0

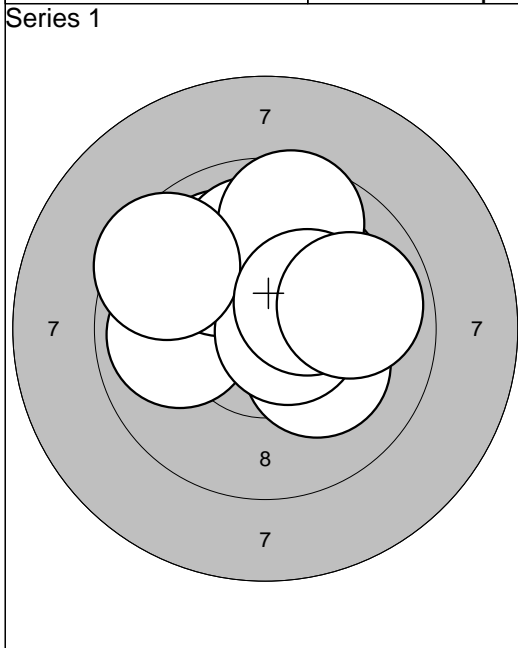
**Series 6**

1: 10,0	↖
2: 9,3	↘
3: 7,7	←
4: 8,5	↘
5: 8,9	↓
6: 9,2	↗
7: 10,3*	↖
8: 9,1	↘
9: 9,7	↗
10: 10,5*	↓
Serie	89,0
Sum	542,0

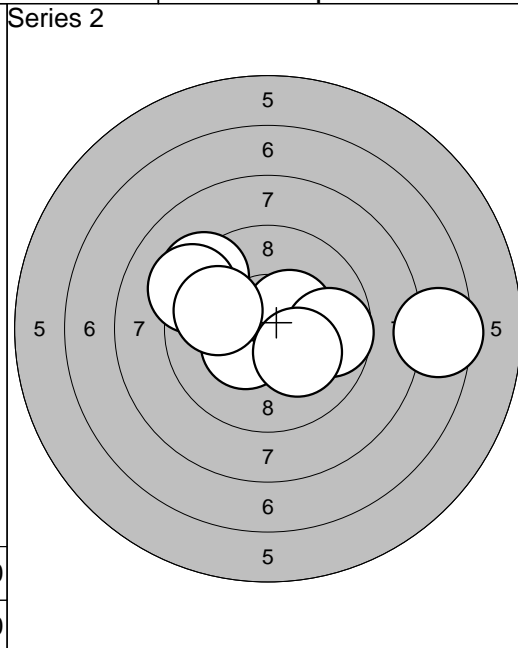
<p>Series 1</p> 	<p>1: 10,0 ↘                  2: 9,7 →                  3: 10,4* ↗                  4: 10,4* ↘                  5: 9,6 ↗                  6: 10,3* ↘                  7: 10,9* ↘                  8: 10,4* ↗                  9: 10,2* ↗                  10: 9,7 ↘</p> <table border="1" style="width:100%; border-collapse: collapse;"> <tr><td>Serie</td><td style="text-align: right;">97,0</td></tr> <tr><td>Sum</td><td style="text-align: right;">97,0</td></tr> </table>	Serie	97,0	Sum	97,0	<p>Series 2</p> 	<p>1: 9,9 ↘                  2: 10,3* ↗                  3: 10,3* ↘                  4: 10,3* ↘                  5: 9,0 ↗                  6: 10,6* ←                  7: 10,6* ←                  8: 10,2* ↗                  9: 9,4 ↗                  10: 9,8 →</p> <table border="1" style="width:100%; border-collapse: collapse;"> <tr><td>Serie</td><td style="text-align: right;">96,0</td></tr> <tr><td>Sum</td><td style="text-align: right;">193,0</td></tr> </table>	Serie	96,0	Sum	193,0
Serie	97,0										
Sum	97,0										
Serie	96,0										
Sum	193,0										

<p>Series 3</p> 	<p>1: 10,1 →                  2: 10,1 →                  3: 9,9 ↗                  4: 9,8 ↗                  5: 10,3* ↘                  6: 9,4 ↗                  7: 10,3* →                  8: 10,3* →                  9: 10,4* ↗                  10: 10,2* ↘</p> <table border="1" style="width:100%; border-collapse: collapse;"> <tr><td>Serie</td><td style="text-align: right;">97,0</td></tr> <tr><td>Sum</td><td style="text-align: right;">290,0</td></tr> </table>	Serie	97,0	Sum	290,0	<p>Series 4</p> 	<p>1: 9,7 ↘                  2: 10,8* ↗                  3: 9,7 ↘                  4: 10,4* ←                  5: 9,3 ↗                  6: 9,2 ←                  7: 9,6 ←                  8: 8,8 ↘                  9: 10,0 ↘                  10: 9,4 ↗</p> <table border="1" style="width:100%; border-collapse: collapse;"> <tr><td>Serie</td><td style="text-align: right;">92,0</td></tr> <tr><td>Sum</td><td style="text-align: right;">382,0</td></tr> </table>	Serie	92,0	Sum	382,0
Serie	97,0										
Sum	290,0										
Serie	92,0										
Sum	382,0										

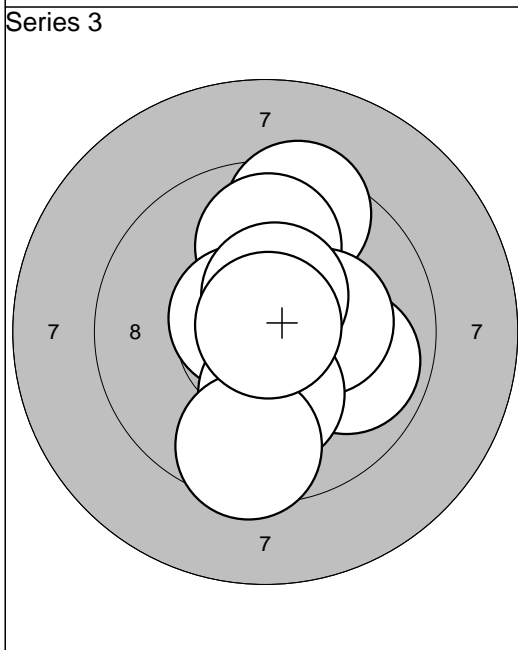
<p>Series 5</p> 	<p>1: 10,2* ←                  2: 10,6* ↗                  3: 10,2* ↘                  4: 9,7 ←                  5: 10,2* ↗                  6: 10,0 ←                  7: 10,2* ←                  8: 9,8 ↗                  9: 10,4* →                  10: 10,7* ↗</p> <table border="1" style="width:100%; border-collapse: collapse;"> <tr><td>Serie</td><td style="text-align: right;">98,0</td></tr> <tr><td>Sum</td><td style="text-align: right;">480,0</td></tr> </table>	Serie	98,0	Sum	480,0	<p>Series 6</p> 	<p>1: 10,4* ↗                  2: 10,8* ←                  3: 9,8 ↗                  4: 9,5 ←                  5: 10,1 ↗                  6: 9,6 ↘                  7: 10,3* →                  8: 10,3* ↘                  9: 10,5* ↗                  10: 10,4* ←</p> <table border="1" style="width:100%; border-collapse: collapse;"> <tr><td>Serie</td><td style="text-align: right;">97,0</td></tr> <tr><td>Sum</td><td style="text-align: right;">577,0</td></tr> </table>	Serie	97,0	Sum	577,0
Serie	98,0										
Sum	480,0										
Serie	97,0										
Sum	577,0										



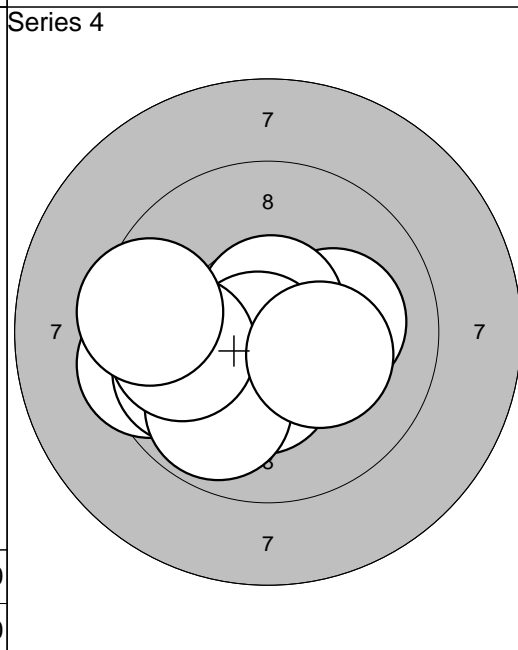
1: 9,9	←
2: 10,0	↗
3: 10,0	↑
4: 10,1	↗
5: 9,6	↑
6: 10,2*	↘
7: 10,7*	→
8: 9,5	↖
9: 10,3*	↗
10: 9,9	→
<b>Serie</b> 96,0	
<b>Sum</b> 96,0	



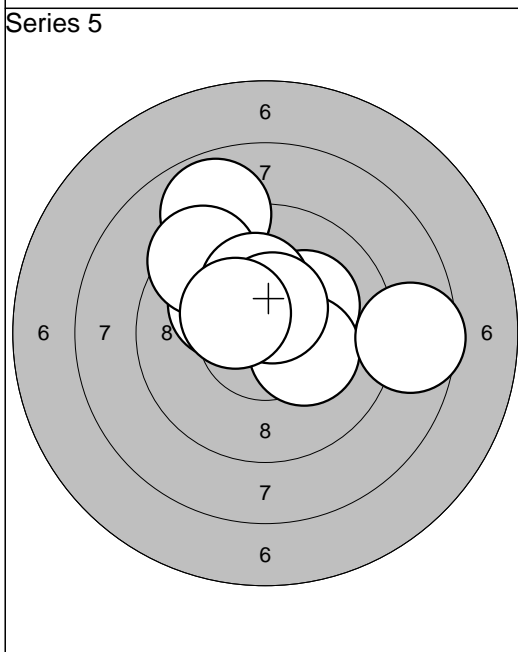
1: 10,5*	←
2: 10,2*	→
3: 9,3	↖
4: 9,2	↖
5: 10,4*	↙
6: 7,5	→
7: 10,4*	↗
8: 9,7	→
9: 10,2*	↘
10: 9,9	←
<b>Serie</b> 93,0	
<b>Sum</b> 189,0	



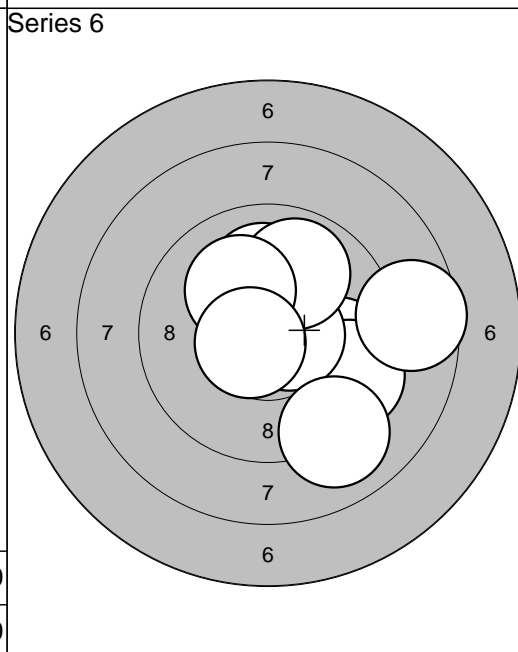
1: 9,5	↑
2: 9,9	→
3: 10,5*	↗
4: 9,9	↑
5: 10,3*	→
6: 10,6*	↖
7: 10,5*	↑
8: 10,2*	↓
9: 9,6	↓
10: 10,9*	↗
<b>Serie</b> 96,0	
<b>Sum</b> 285,0	



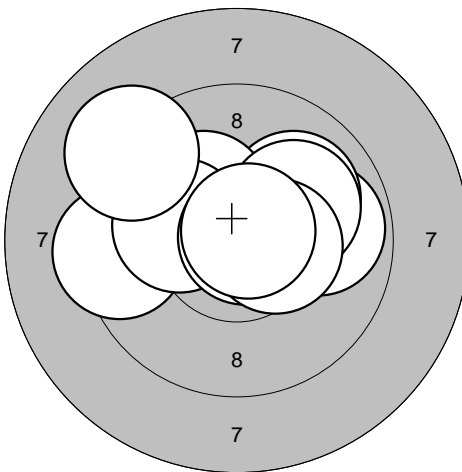
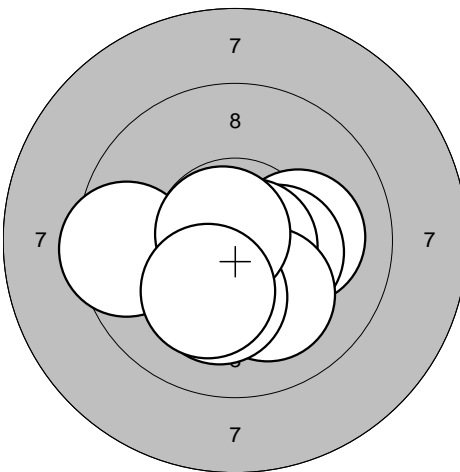
1: 10,3*	↓
2: 9,5	←
3: 10,2*	→
4: 10,7*	↑
5: 10,8*	↙
6: 9,8	←
7: 9,8	↙
8: 9,9	←
9: 9,5	←
10: 10,3*	→
<b>Serie</b> 95,0	
<b>Sum</b> 380,0	

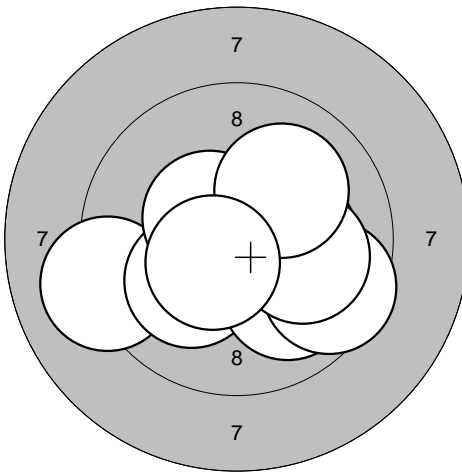
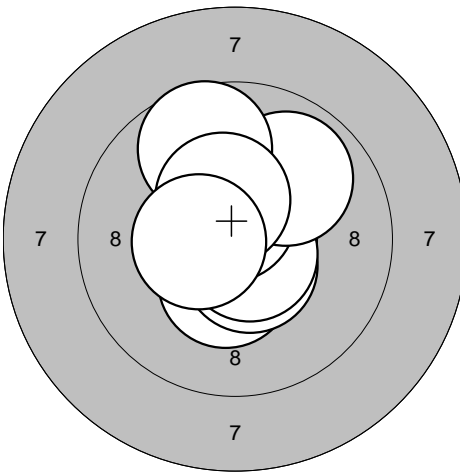


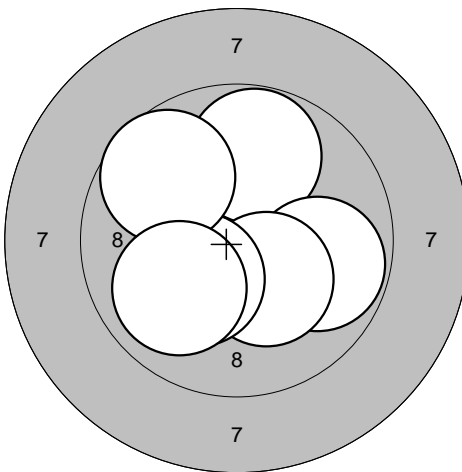
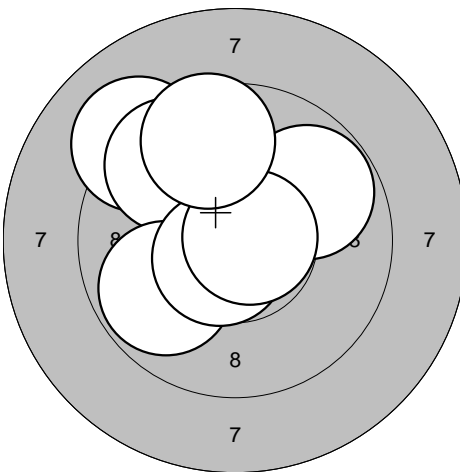
1: 10,1	↖
2: 8,9	↗
3: 10,4*	↑
4: 10,2*	↗
5: 9,4	↗
6: 10,2*	↑
7: 10,2*	→
8: 10,5*	↑
9: 10,4*	↖
10: 8,6	→
<b>Serie</b> 95,0	
<b>Sum</b> 475,0	



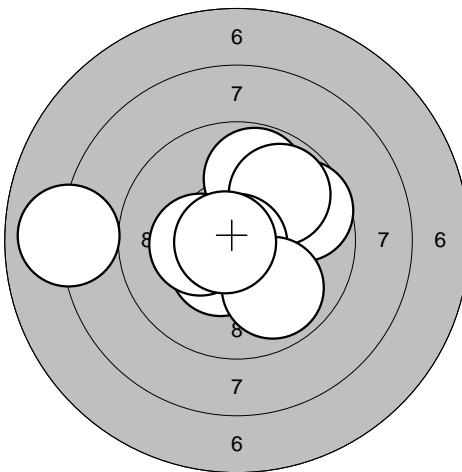
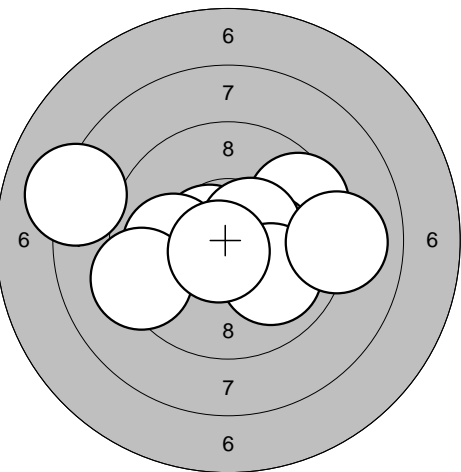
1: 9,8	→
2: 9,5	↘
3: 10,4*	↑
4: 10,6*	→
5: 10,0	↑
6: 9,9	↗
7: 9,0	↘
8: 8,6	→
9: 10,1	↗
10: 10,6*	↙
<b>Serie</b> 94,0	
<b>Sum</b> 569,0	

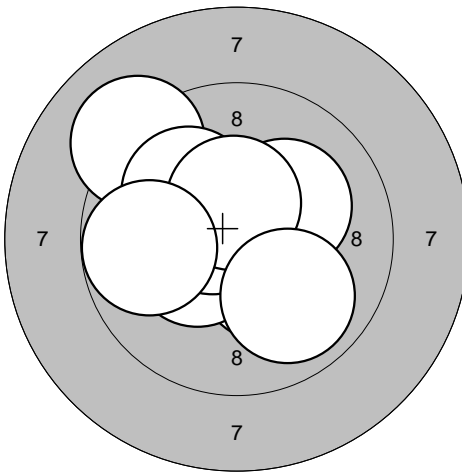
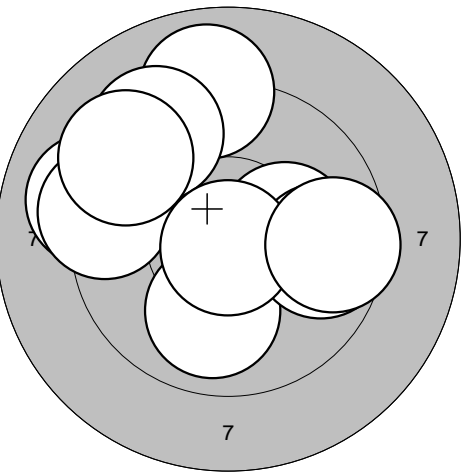
<p>Series 1</p> 	<p>1: 9,8 →</p> <p>2: 9,4 ←</p> <p>3: 10,0 ↗</p> <p>4: 10,2* ↖</p> <p>5: 10,2* ←</p> <p>6: 10,1 ↗</p> <p>7: 10,8* →</p> <p>8: 10,4* →</p> <p>9: 9,1 ↖</p> <p>10: 10,8* ↗</p> <hr/> <p>Serie 97,0</p> <hr/> <p>Sum 97,0</p>	<p>Series 2</p> 	<p>1: 10,8* ↖</p> <p>2: 10,1 →</p> <p>3: 10,4* →</p> <p>4: 10,5* ↘</p> <p>5: 9,5 ←</p> <p>6: 10,7* →</p> <p>7: 10,1 ↘</p> <p>8: 10,2* ↘</p> <p>9: 10,8* ↖</p> <p>10: 10,2* ↘</p> <hr/> <p>Serie 99,0</p> <hr/> <p>Sum 196,0</p>
--	--	--	---

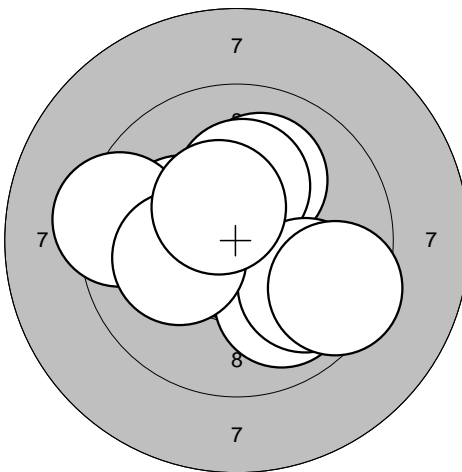
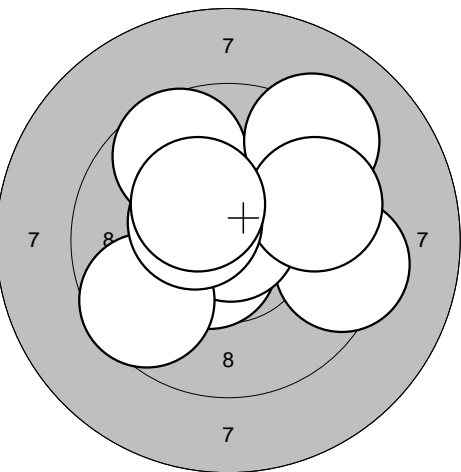
<p>Series 3</p> 	<p>1: 9,1 ←</p> <p>2: 10,1 ↘</p> <p>3: 10,2* →</p> <p>4: 10,5* ↖</p> <p>5: 10,0 ↘</p> <p>6: 9,5 ↘</p> <p>7: 10,2* →</p> <p>8: 10,0 →</p> <p>9: 10,1 ↖</p> <p>10: 10,5* ↘</p> <hr/> <p>Serie 98,0</p> <hr/> <p>Sum 294,0</p>	<p>Series 4</p> 	<p>1: 10,6* ←</p> <p>2: 10,4* ↘</p> <p>3: 10,6* ↘</p> <p>4: 10,7* ↘</p> <p>5: 10,2* ↑</p> <p>6: 10,6* ↑</p> <p>7: 9,9 ↗</p> <p>8: 9,7 ↑</p> <p>9: 10,4* ↑</p> <p>10: 10,5* ←</p> <hr/> <p>Serie 98,0</p> <hr/> <p>Sum 392,0</p>
---	---	---	---

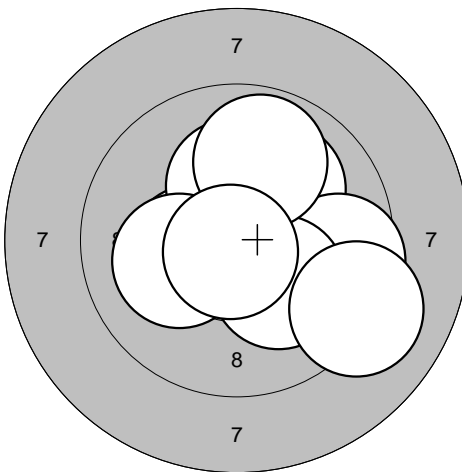
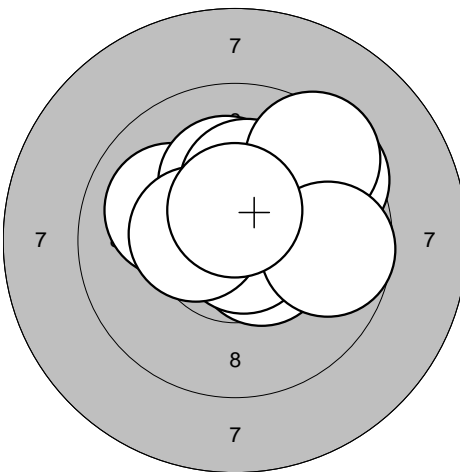
<p>Series 5</p> 	<p>1: 10,1 ↘</p> <p>2: 10,9* ↗</p> <p>3: 10,7* ←</p> <p>4: 10,8* ←</p> <p>5: 9,8 ↑</p> <p>6: 9,8 →</p> <p>7: 10,3* ↘</p> <p>8: 10,2* ↘</p> <p>9: 9,7 ↖</p> <p>10: 9,9 ↘</p> <hr/> <p>Serie 96,0</p> <hr/> <p>Sum 488,0</p>	<p>Series 6</p> 	<p>1: 9,1 ↖</p> <p>2: 10,7* ↑</p> <p>3: 10,7* ↗</p> <p>4: 10,5* ←</p> <p>5: 9,8 ↗</p> <p>6: 9,7 ↖</p> <p>7: 9,8 ↖</p> <p>8: 10,6* ↘</p> <p>9: 10,7* →</p> <p>10: 9,6 ↑</p> <hr/> <p>Serie 95,0</p> <hr/> <p>Sum 583,0</p>
--	--	--	---

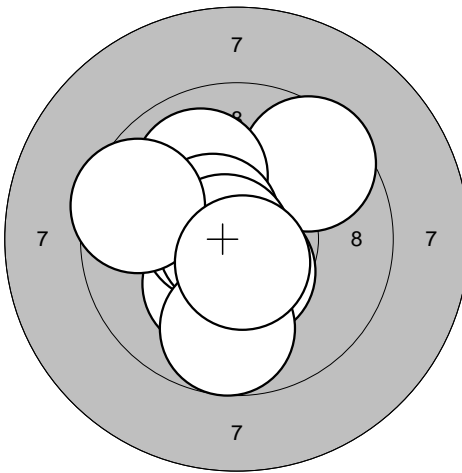
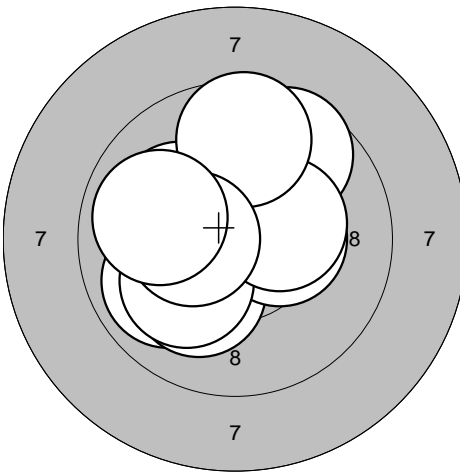


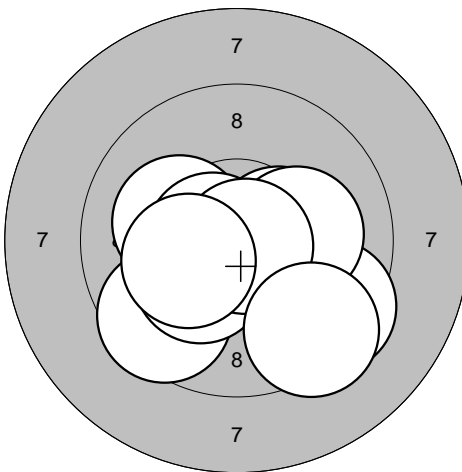
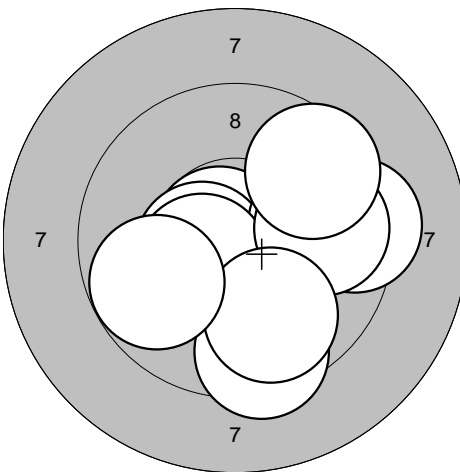
<p>Series 1</p> 	<p>1: 9,8 ↗ 2: 10,8* → 3: 9,7 → 4: 9,8 ↗ 5: 10,9* ↓ 6: 8,0 ← 7: 10,4* ↓ 8: 10,3* ← 9: 9,9 ↓ 10: 10,8* ←</p> <table border="1" style="width:100%; border-collapse: collapse;"> <tr><td>Serie</td><td style="text-align: right;">94,0</td></tr> <tr><td>Sum</td><td style="text-align: right;">94,0</td></tr> </table>	Serie	94,0	Sum	94,0	<p>Series 2</p> 	<p>1: 9,6 ↗ 2: 8,1 ← 3: 10,6* ← 4: 10,3* → 5: 10,5* ↗ 6: 10,0 ↓ 7: 10,0 ← 8: 9,3 ← 9: 9,0 → 10: 10,7* ↓</p> <table border="1" style="width:100%; border-collapse: collapse;"> <tr><td>Serie</td><td style="text-align: right;">95,0</td></tr> <tr><td>Sum</td><td style="text-align: right;">189,0</td></tr> </table>	Serie	95,0	Sum	189,0
Serie	94,0										
Sum	94,0										
Serie	95,0										
Sum	189,0										

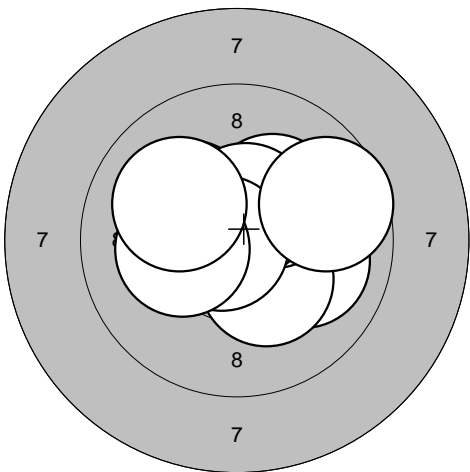
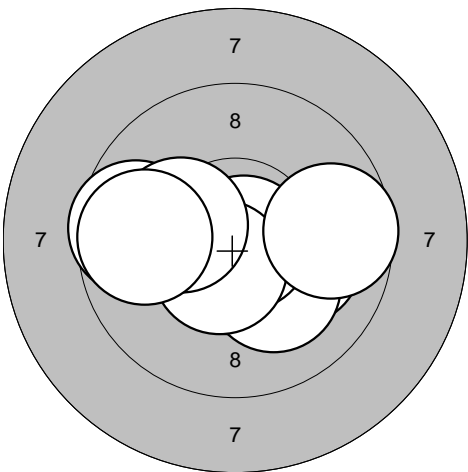
<p>Series 3</p> 	<p>1: 10,3* ↓ 2: 10,6* → 3: 10,4* ← 4: 10,2* ↗ 5: 10,6* ↗ 6: 9,1 ↗ 7: 10,1 ↗ 8: 10,5* ↑ 9: 9,8 ← 10: 9,9 ↓</p> <table border="1" style="width:100%; border-collapse: collapse;"> <tr><td>Serie</td><td style="text-align: right;">97,0</td></tr> <tr><td>Sum</td><td style="text-align: right;">286,0</td></tr> </table>	Serie	97,0	Sum	286,0	<p>Series 4</p> 	<p>1: 9,1 ← 2: 9,3 ← 3: 10,0 ↓ 4: 9,0 ↑ 5: 9,3 ↗ 6: 9,2 ↗ 7: 10,2* → 8: 9,7 → 9: 10,8* ↓ 10: 9,5 →</p> <table border="1" style="width:100%; border-collapse: collapse;"> <tr><td>Serie</td><td style="text-align: right;">93,0</td></tr> <tr><td>Sum</td><td style="text-align: right;">379,0</td></tr> </table>	Serie	93,0	Sum	379,0
Serie	97,0										
Sum	286,0										
Serie	93,0										
Sum	379,0										

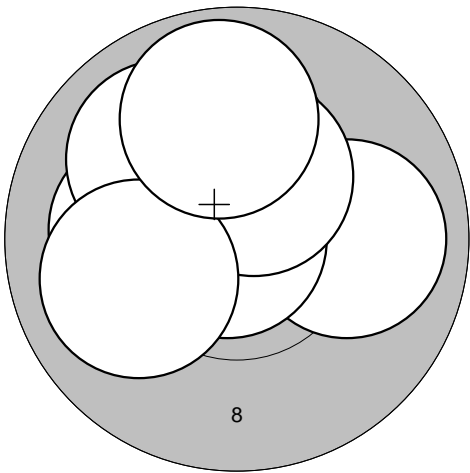
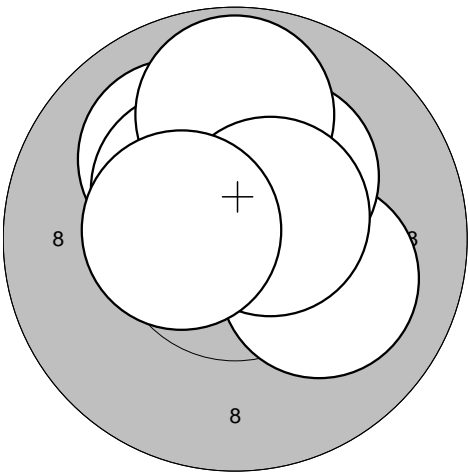
<p>Series 5</p> 	<p>1: 10,2* ← 2: 10,1 ↗ 3: 10,7* ← 4: 9,9 ↓ 5: 10,2* ↑ 6: 9,4 ← 7: 9,8 ↓ 8: 10,2* ← 9: 9,5 → 10: 10,5* ↗</p> <table border="1" style="width:100%; border-collapse: collapse;"> <tr><td>Serie</td><td style="text-align: right;">96,0</td></tr> <tr><td>Sum</td><td style="text-align: right;">475,0</td></tr> </table>	Serie	96,0	Sum	475,0	<p>Series 6</p> 	<p>1: 9,6 ↗ 2: 10,6* ↓ 3: 9,4 → 4: 9,7 ↗ 5: 9,2 ↗ 6: 10,8* ↗ 7: 9,6 ← 8: 9,7 → 9: 10,4* ← 10: 10,3* ↗</p> <table border="1" style="width:100%; border-collapse: collapse;"> <tr><td>Serie</td><td style="text-align: right;">94,0</td></tr> <tr><td>Sum</td><td style="text-align: right;">569,0</td></tr> </table>	Serie	94,0	Sum	569,0
Serie	96,0										
Sum	475,0										
Serie	94,0										
Sum	569,0										

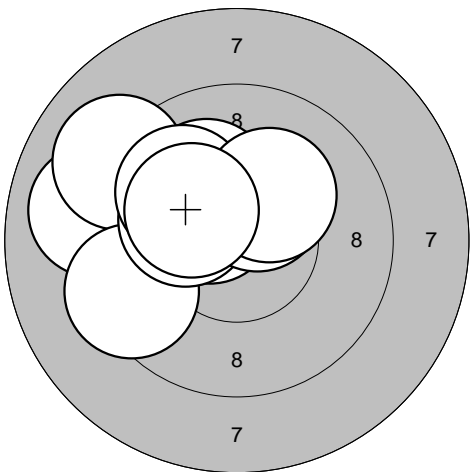
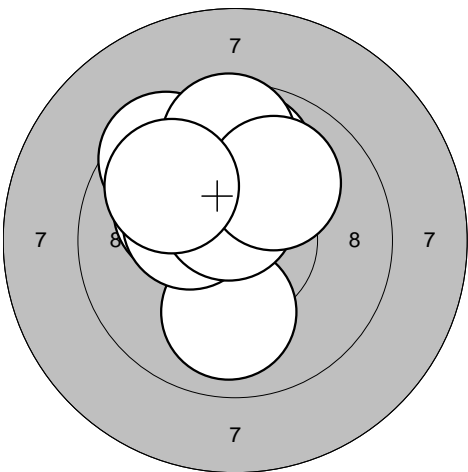
<p>Series 1</p> 	<p>1: 10,8* ↖                  2: 10,3* ←                  3: 10,1 ↗                  4: 9,6 →                  5: 10,2* ↘                  6: 10,2* ↑                  7: 9,9 ↑                  8: 10,2* ←                  9: 10,8* ↙                  10: 9,1 ↘</p> <table border="1" style="width:100%; border-collapse: collapse;"> <tr><td>Serie</td><td style="text-align: right;">97,0</td></tr> <tr><td>Sum</td><td style="text-align: right;">97,0</td></tr> </table>	Serie	97,0	Sum	97,0	<p>Series 2</p> 	<p>1: 10,0 ↖                  2: 10,2* ↑                  3: 10,5* ↘                  4: 10,8* ↘                  5: 10,4* ←                  6: 9,6 ↗                  7: 10,2* ↑                  8: 9,5 ↗                  9: 9,7 →                  10: 10,5* ↑</p> <table border="1" style="width:100%; border-collapse: collapse;"> <tr><td>Serie</td><td style="text-align: right;">97,0</td></tr> <tr><td>Sum</td><td style="text-align: right;">194,0</td></tr> </table>	Serie	97,0	Sum	194,0
Serie	97,0										
Sum	97,0										
Serie	97,0										
Sum	194,0										

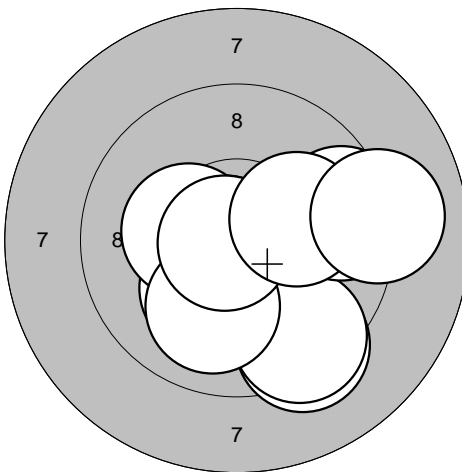
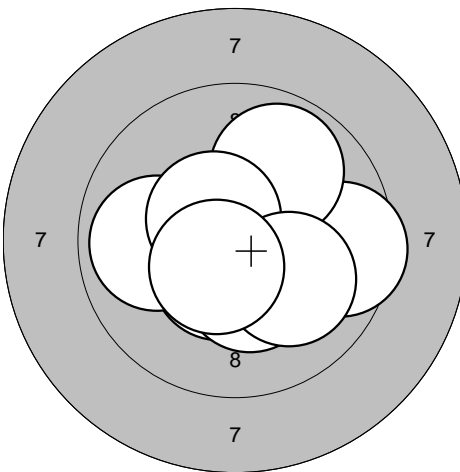
<p>Series 3</p> 	<p>1: 9,6 ↗                  2: 10,3* ↙                  3: 10,6* ←                  4: 10,0 ↗                  5: 10,5* ↘                  6: 10,5* ↗                  7: 10,8* ←                  8: 9,6 ←                  9: 9,8 ↘                  10: 10,6* ↘</p> <table border="1" style="width:100%; border-collapse: collapse;"> <tr><td>Serie</td><td style="text-align: right;">97,0</td></tr> <tr><td>Sum</td><td style="text-align: right;">291,0</td></tr> </table>	Serie	97,0	Sum	291,0	<p>Series 4</p> 	<p>1: 9,9 ↖                  2: 9,7 ↗                  3: 10,1 ↘                  4: 10,3* →                  5: 10,1 ↖                  6: 10,3* →                  7: 10,1 ↖                  8: 9,6 ↑                  9: 10,4* ←                  10: 9,9 ↖</p> <table border="1" style="width:100%; border-collapse: collapse;"> <tr><td>Serie</td><td style="text-align: right;">96,0</td></tr> <tr><td>Sum</td><td style="text-align: right;">387,0</td></tr> </table>	Serie	96,0	Sum	387,0
Serie	97,0										
Sum	291,0										
Serie	96,0										
Sum	387,0										

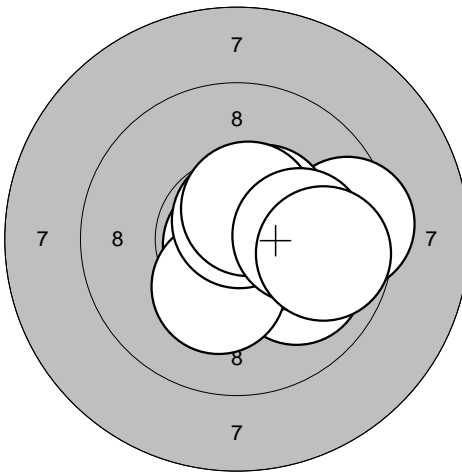
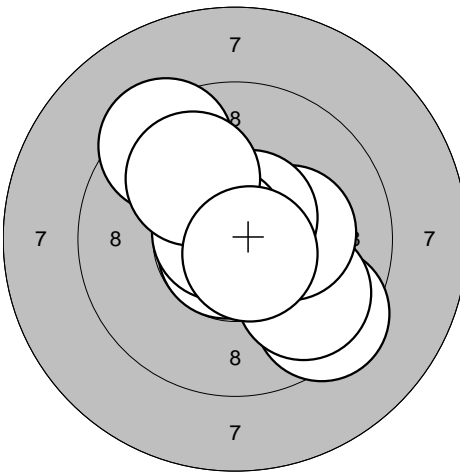
<p>Series 5</p> 	<p>1: 10,2* ↖                  2: 10,6* ←                  3: 9,6 ↙                  4: 9,4 ↘                  5: 10,4* →                  6: 10,3* ↙                  7: 10,1 →                  8: 10,8* ↘                  9: 9,4 ↘                  10: 10,3* ←</p> <table border="1" style="width:100%; border-collapse: collapse;"> <tr><td>Serie</td><td style="text-align: right;">97,0</td></tr> <tr><td>Sum</td><td style="text-align: right;">484,0</td></tr> </table>	Serie	97,0	Sum	484,0	<p>Series 6</p> 	<p>1: 10,7* ↖                  2: 9,3 →                  3: 9,4 ↘                  4: 10,5* ←                  5: 9,9 →                  6: 10,4* ↖                  7: 9,8 →                  8: 9,8 ↘                  9: 9,8 ↖                  10: 9,6 ↗</p> <table border="1" style="width:100%; border-collapse: collapse;"> <tr><td>Serie</td><td style="text-align: right;">93,0</td></tr> <tr><td>Sum</td><td style="text-align: right;">577,0</td></tr> </table>	Serie	93,0	Sum	577,0
Serie	97,0										
Sum	484,0										
Serie	93,0										
Sum	577,0										

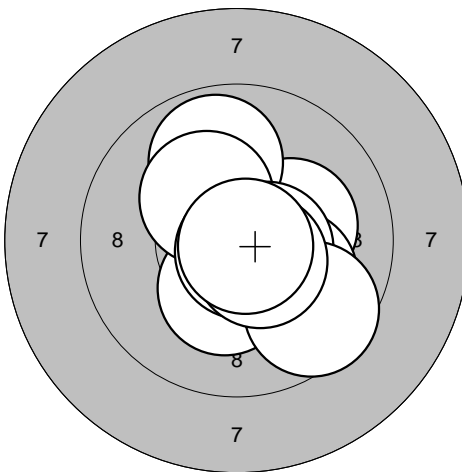
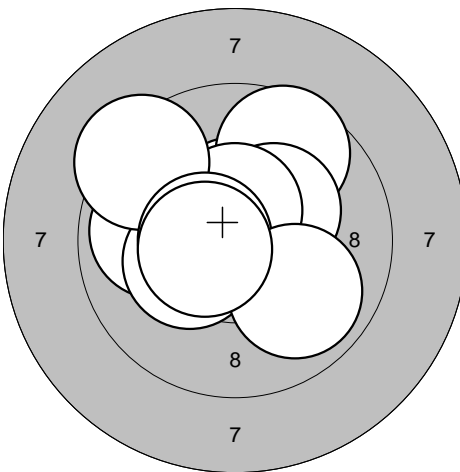
<p>Series 1</p> 	<p>1: 10,7* ↗ 2: 10,0 → 3: 10,2* ↗ 4: 10,3* ↘ 5: 10,2* ↗ 6: 10,5* ↑ 7: 10,7* ← 8: 10,2* ← 9: 10,0 ↗ 10: 9,6 →</p>	<p>Series 2</p> 	<p>1: 10,1 → 2: 10,4* ↘ 3: 10,6* ↓ 4: 9,6 ← 5: 10,2* ↘ 6: 10,8* → 7: 10,5* ↘ 8: 10,2* ← 9: 9,7 → 10: 9,8 ←</p>
	Serie 99,0		Serie 97,0
	Sum 99,0		Sum 196,0

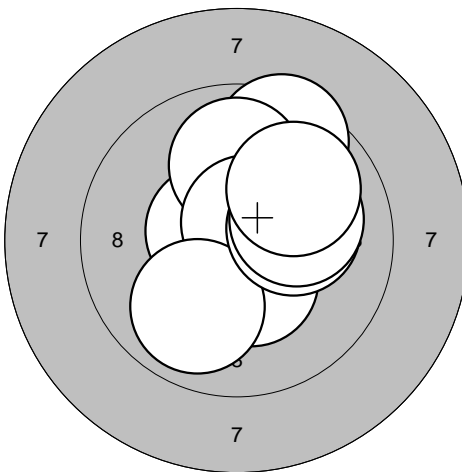
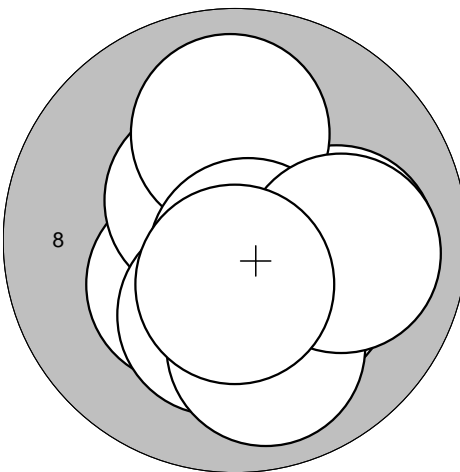
<p>Series 3</p> 	<p>1: 10,1 ← 2: 10,0 → 3: 10,5* ← 4: 10,2* ↑ 5: 10,6* ↗ 6: 10,0 ↗ 7: 10,9* ← 8: 10,4* ↑ 9: 10,0 ← 10: 9,9 ↑</p>	<p>Series 4</p> 	<p>1: 10,4* ↗ 2: 10,6* ↗ 3: 10,5* ↗ 4: 10,1 ↗ 5: 10,3* ↗ 6: 10,1 → 7: 10,3* ↗ 8: 9,8 ↑ 9: 10,6* ↗ 10: 10,5* ←</p>
	Serie 99,0		Serie 99,0
	Sum 295,0		Sum 394,0

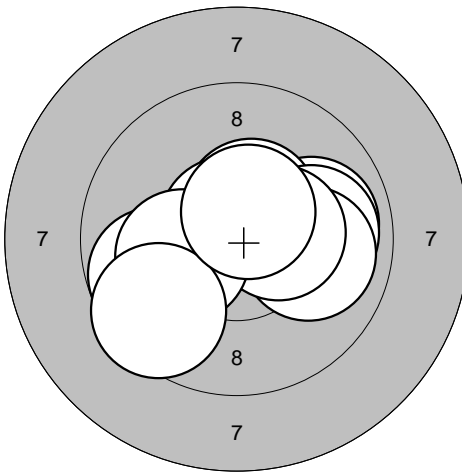
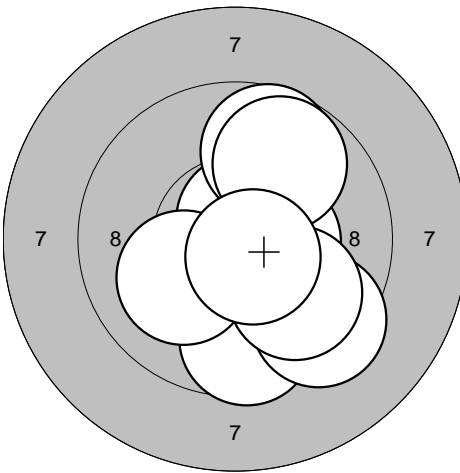
<p>Series 5</p> 	<p>1: 9,0 ← 2: 9,1 ↗ 3: 10,5* ↗ 4: 9,4 ← 5: 10,1 ↗ 6: 10,2* ← 7: 10,4* ↗ 8: 10,0 ↗ 9: 10,2* ↗ 10: 10,2* ↗</p>	<p>Series 6</p> 	<p>1: 10,0 ↓ 2: 9,5 ↗ 3: 10,1 ← 4: 9,9 ↑ 5: 9,8 ↑ 6: 10,3* ← 7: 10,6* ↑ 8: 9,6 ↑ 9: 10,0 ↗ 10: 9,8 ↗</p>
	Serie 97,0		Serie 95,0
	Sum 491,0		Sum 586,0

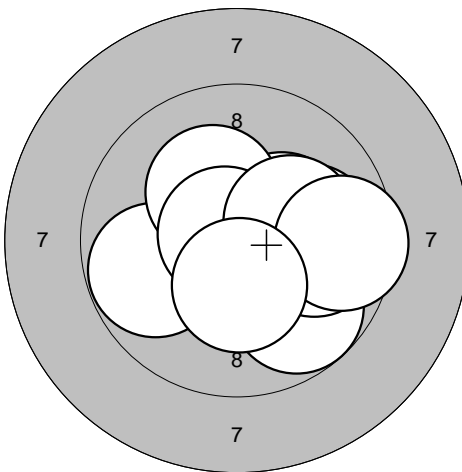
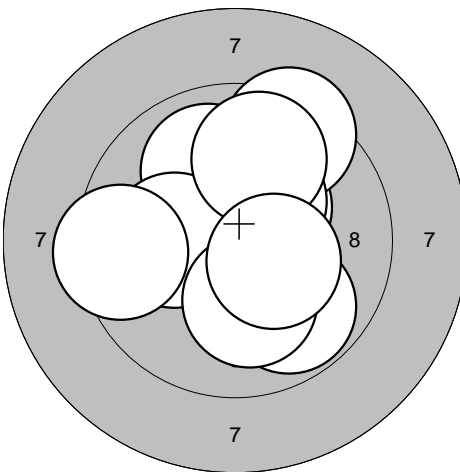
<p>Series 1</p> 	<p>1: 10,8* ←</p> <p>2: 9,3 ↘</p> <p>3: 10,2* ↘</p> <p>4: 10,3* ←</p> <p>5: 9,4 ↘</p> <p>6: 9,5 →</p> <p>7: 10,0 ↘</p> <p>8: 10,8* ←</p> <p>9: 10,1 →</p> <p>10: 9,1 →</p>	<p>Series 2</p> 	<p>1: 10,4* →</p> <p>2: 10,5* ↘</p> <p>3: 9,9 ←</p> <p>4: 10,3* ↘</p> <p>5: 10,4* ↘</p> <p>6: 9,5 →</p> <p>7: 9,9 ↗</p> <p>8: 10,5* ↗</p> <p>9: 10,1 ↘</p> <p>10: 10,5* ↘</p>
Serie 96,0	Serie 97,0		
Sum 96,0	Sum 193,0		

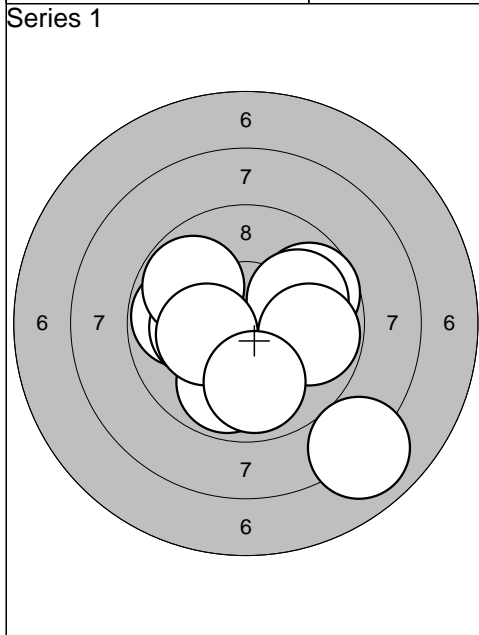
<p>Series 3</p> 	<p>1: 10,0 ↘</p> <p>2: 10,3* →</p> <p>3: 10,8* ↘</p> <p>4: 10,3* ↘</p> <p>5: 9,5 →</p> <p>6: 10,5* ↗</p> <p>7: 10,7* ↗</p> <p>8: 10,5* ↗</p> <p>9: 10,1 →</p> <p>10: 9,8 →</p>	<p>Series 4</p> 	<p>1: 10,6* →</p> <p>2: 9,4 ↘</p> <p>3: 9,4 ↗</p> <p>4: 9,8 ↘</p> <p>5: 10,7* ↘</p> <p>6: 10,2* →</p> <p>7: 10,6* ↗</p> <p>8: 10,7* ←</p> <p>9: 10,0 ↗</p> <p>10: 10,7* ↘</p>
Serie 98,0	Serie 97,0		
Sum 291,0	Sum 388,0		

<p>Series 5</p> 	<p>1: 10,2* →</p> <p>2: 10,3* ↘</p> <p>3: 10,1 ↘</p> <p>4: 9,9 ↗</p> <p>5: 10,3* ↗</p> <p>6: 10,8* ↘</p> <p>7: 10,5* →</p> <p>8: 9,6 ↘</p> <p>9: 10,5* ↘</p> <p>10: 10,8* ↘</p>	<p>Series 6</p> 	<p>1: 10,5* ↑</p> <p>2: 9,9 ←</p> <p>3: 9,6 ↗</p> <p>4: 10,3* ←</p> <p>5: 10,3* ↗</p> <p>6: 10,6* ↑</p> <p>7: 9,3 ↗</p> <p>8: 10,5* ←</p> <p>9: 9,9 ↘</p> <p>10: 10,5* ←</p>
Serie 98,0	Serie 96,0		
Sum 486,0	Sum 582,0		

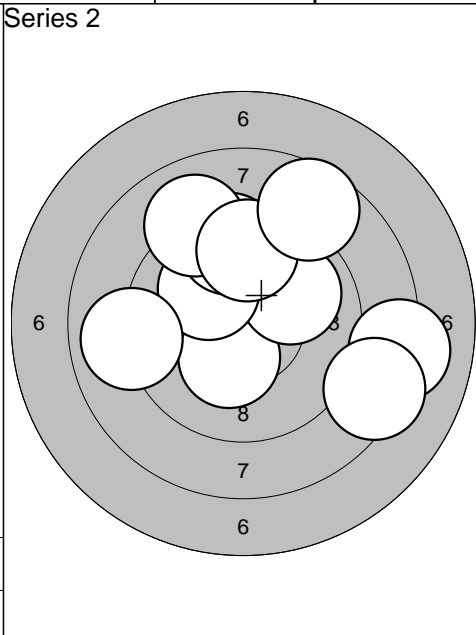
<p>Series 1</p> 	<p>1: 9,5 ↗ 2: 10,1 ↗ 3: 10,6* ← 4: 10,4* ↓ 5: 10,0 ↑ 6: 10,6* ↗ 7: 9,9 ↓ 8: 10,2* → 9: 10,1 → 10: 9,9 ↗</p> <table border="1" style="width:100%; border-collapse: collapse;"> <tr><td>Serie</td><td style="text-align: right;">97,0</td></tr> <tr><td>Sum</td><td style="text-align: right;">97,0</td></tr> </table>	Serie	97,0	Sum	97,0	<p>Series 2</p> 	<p>1: 10,4* ↙ 2: 10,3* ↘ 3: 10,0 → 4: 10,5* ↗ 5: 10,0 ↑ 6: 10,2* ↓ 7: 10,0 ↓ 8: 10,7* ↘ 9: 10,0 → 10: 10,5* ↓</p> <table border="1" style="width:100%; border-collapse: collapse;"> <tr><td>Serie</td><td style="text-align: right;">100,0</td></tr> <tr><td>Sum</td><td style="text-align: right;">197,0</td></tr> </table>	Serie	100,0	Sum	197,0
Serie	97,0										
Sum	97,0										
Serie	100,0										
Sum	197,0										

<p>Series 3</p> 	<p>1: 9,9 → 2: 10,5* ↗ 3: 9,8 ← 4: 10,0 → 5: 10,0 → 6: 10,7* ↗ 7: 10,4* → 8: 10,2* ← 9: 9,6 ↙ 10: 10,5* ↗</p> <table border="1" style="width:100%; border-collapse: collapse;"> <tr><td>Serie</td><td style="text-align: right;">97,0</td></tr> <tr><td>Sum</td><td style="text-align: right;">294,0</td></tr> </table>	Serie	97,0	Sum	294,0	<p>Series 4</p> 	<p>1: 10,4* ↘ 2: 10,7* ↗ 3: 9,6 ↓ 4: 9,7 ↗ 5: 10,4* → 6: 9,8 ↗ 7: 9,4 ↘ 8: 10,1 ← 9: 9,9 ↘ 10: 10,6* ↘</p> <table border="1" style="width:100%; border-collapse: collapse;"> <tr><td>Serie</td><td style="text-align: right;">95,0</td></tr> <tr><td>Sum</td><td style="text-align: right;">389,0</td></tr> </table>	Serie	95,0	Sum	389,0
Serie	97,0										
Sum	294,0										
Serie	95,0										
Sum	389,0										

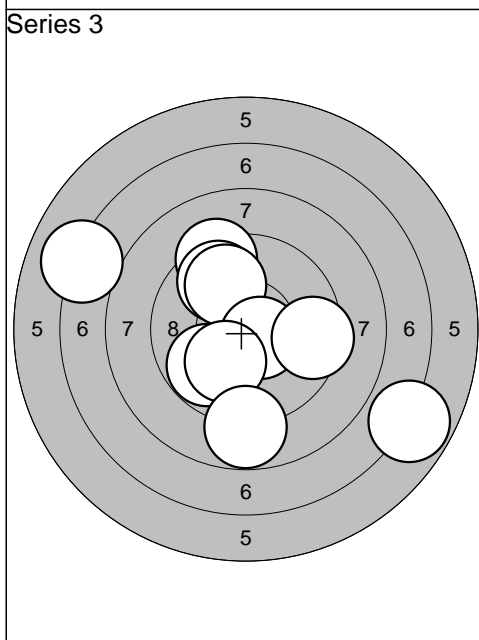
<p>Series 5</p> 	<p>1: 10,3* → 2: 9,8 ← 3: 10,3* ↗ 4: 9,8 ↘ 5: 10,0 → 6: 10,8* ↗ 7: 9,9 → 8: 10,2* → 9: 9,6 → 10: 10,3* ↓</p> <table border="1" style="width:100%; border-collapse: collapse;"> <tr><td>Serie</td><td style="text-align: right;">96,0</td></tr> <tr><td>Sum</td><td style="text-align: right;">485,0</td></tr> </table>	Serie	96,0	Sum	485,0	<p>Series 6</p> 	<p>1: 10,4* ↗ 2: 9,8 ↘ 3: 9,4 ↗ 4: 10,3* ↗ 5: 10,0 ↑ 6: 10,2* ← 7: 10,1 ↓ 8: 9,8 ↗ 9: 9,4 ← 10: 10,4* ↘</p> <table border="1" style="width:100%; border-collapse: collapse;"> <tr><td>Serie</td><td style="text-align: right;">96,0</td></tr> <tr><td>Sum</td><td style="text-align: right;">581,0</td></tr> </table>	Serie	96,0	Sum	581,0
Serie	96,0										
Sum	485,0										
Serie	96,0										
Sum	581,0										



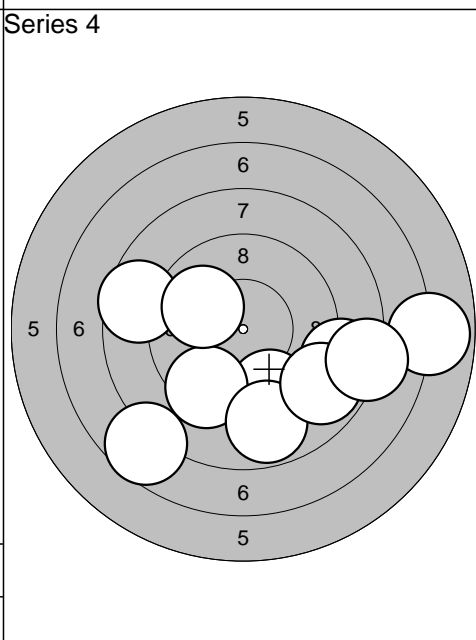
1: 9,8	←
2: 10,1	←
3: 9,7	→
4: 8,0	↘
5: 9,9	↘
6: 9,8	↗
7: 9,9	→
8: 10,2*	←
9: 9,8	→
10: 9,9	↘
<hr/>	
Serie	91,0
<hr/>	
Sum	91,0



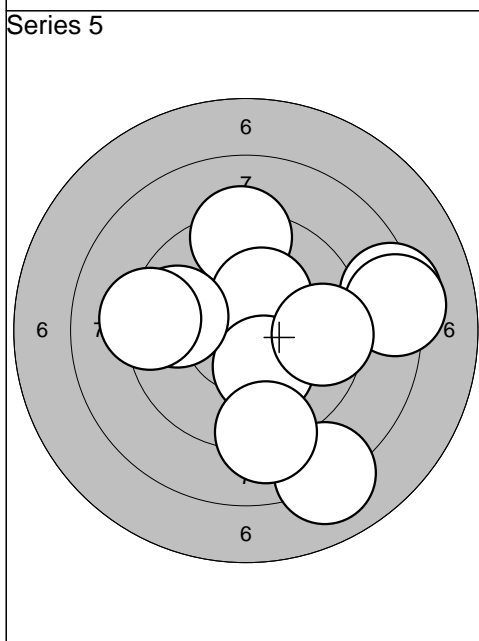
1: 10,3*	↘
2: 10,0	↗
3: 10,1	↗
4: 9,5	↑
5: 9,0	↗
6: 9,7	↑
7: 8,6	↗
8: 8,2	→
9: 8,3	↘
10: 9,0	←
<hr/>	
Serie	90,0
<hr/>	
Sum	181,0



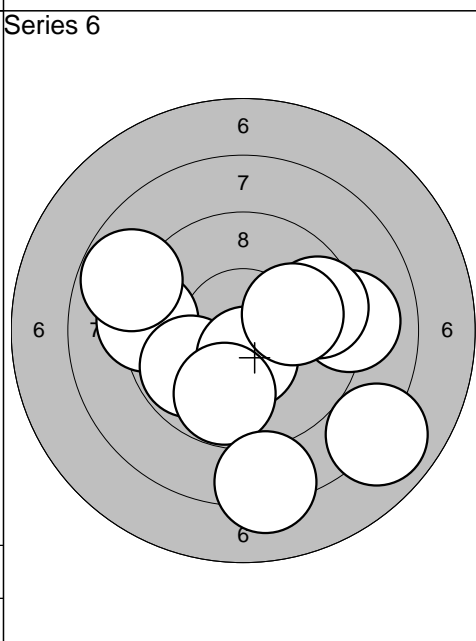
1: 9,3	↗
2: 9,7	↗
3: 9,8	↘
4: 6,8	↘
5: 7,0	↗
6: 9,9	↗
7: 10,6*	↘
8: 10,1	↘
9: 8,8	↘
10: 9,5	→
<hr/>	
Serie	86,0
<hr/>	
Sum	267,0



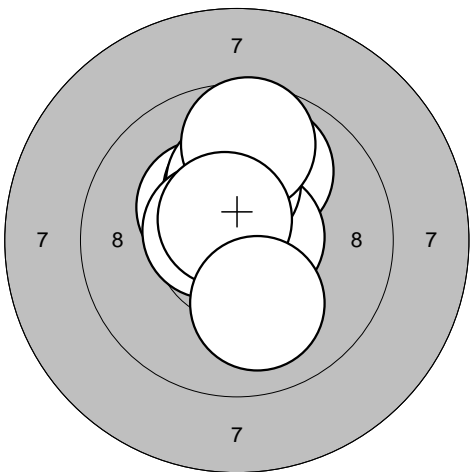
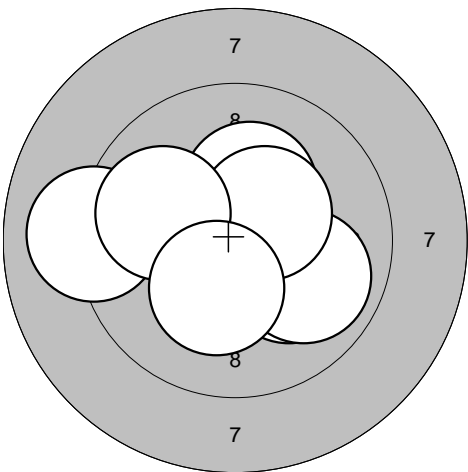
1: 7,7	↘
2: 9,5	↘
3: 9,4	↘
4: 8,6	←
5: 8,8	↘
6: 8,7	→
7: 6,9	→
8: 9,9	↗
9: 8,8	↘
10: 8,1	→
<hr/>	
Serie	80,0
<hr/>	
Sum	347,0

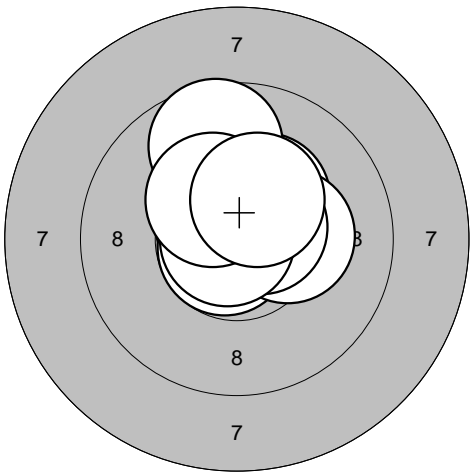
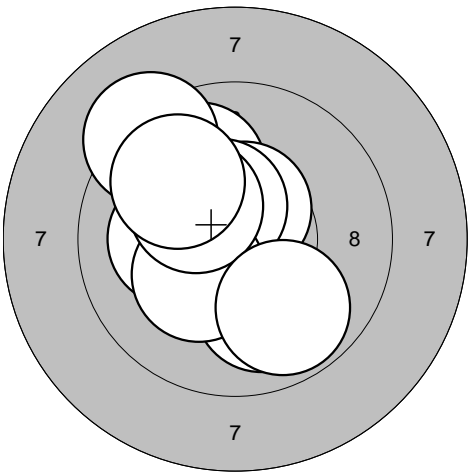


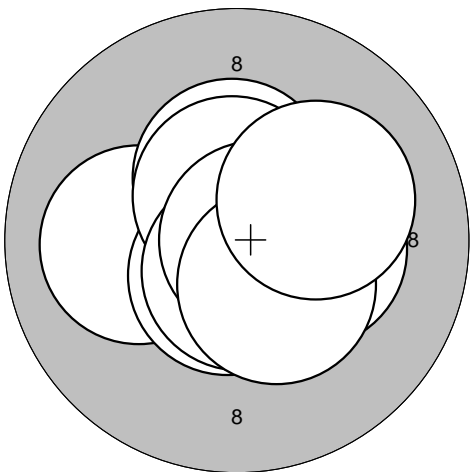
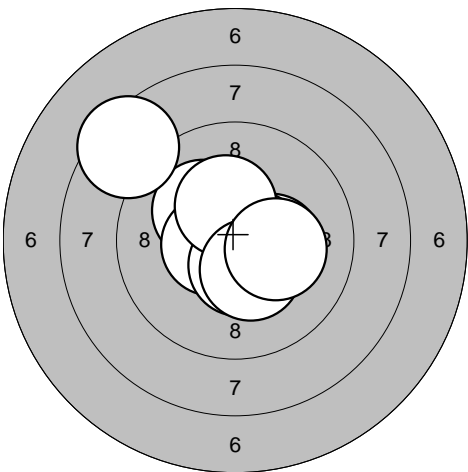
1: 9,3	↑
2: 10,3*	↗
3: 8,3	→
4: 10,2*	↘
5: 8,0	↘
6: 9,7	←
7: 8,3	→
8: 9,3	←
9: 9,6	→
10: 9,1	↘
<hr/>	
Serie	89,0
<hr/>	
Sum	436,0

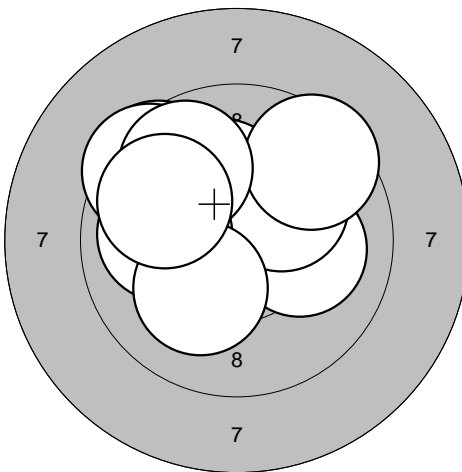
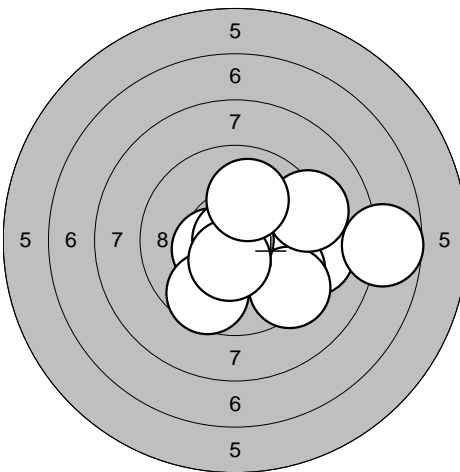


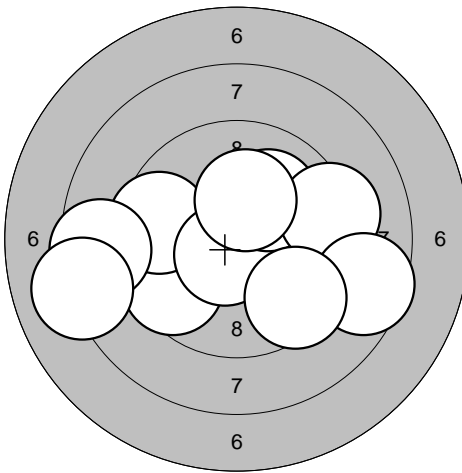
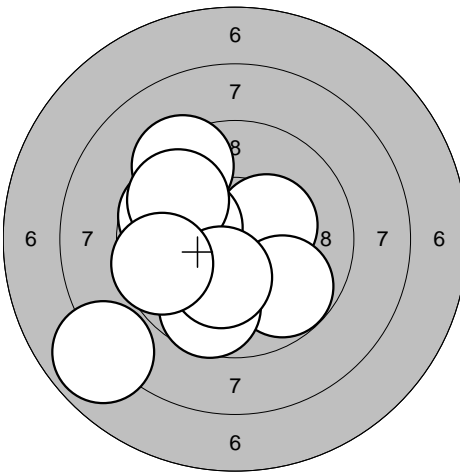
1: 9,3	←
2: 8,8	↖
3: 8,0	↘
4: 9,8	↖
5: 9,1	→
6: 9,6	→
7: 10,5*	↘
8: 9,8	↘
9: 10,0	→
10: 8,3	↘
<hr/>	
Serie	89,0
<hr/>	
Sum	525,0

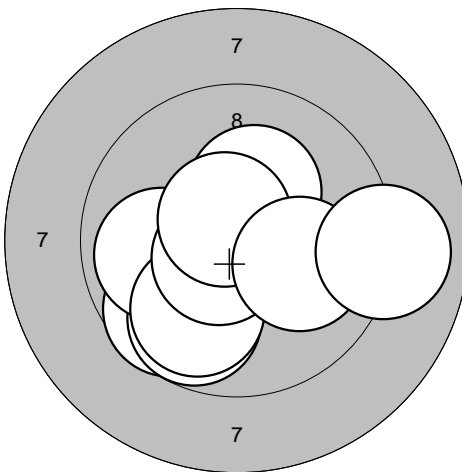
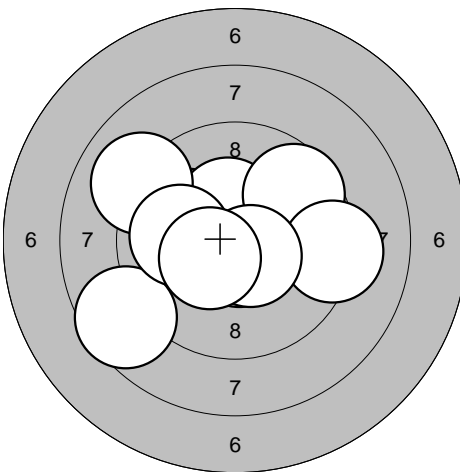
<p>Series 1</p> 	<p>1: 9,9 ↗</p> <p>2: 10,3* ↖</p> <p>3: 10,7* ↑</p> <p>4: 10,3* ↑</p> <p>5: 10,7* →</p> <p>6: 10,2* ↑</p> <p>7: 10,6* ←</p> <p>8: 9,7 ↑</p> <p>9: 10,6* ↖</p> <p>10: 10,1 ↓</p>	<p>Series 2</p> 	<p>1: 10,7* ↑</p> <p>2: 10,1 ↘</p> <p>3: 9,9 ↘</p> <p>4: 9,1 ←</p> <p>5: 10,5* ↑</p> <p>6: 10,6* ←</p> <p>7: 10,3* ↑</p> <p>8: 10,4* ↗</p> <p>9: 9,9 ←</p> <p>10: 10,3* ↓</p>
Serie 98,0	Serie 97,0		
Sum 98,0	Sum 195,0		

<p>Series 3</p> 	<p>1: 10,6* ↖</p> <p>2: 10,8* ↙</p> <p>3: 10,3* ↗</p> <p>4: 10,3* →</p> <p>5: 9,7 ↑</p> <p>6: 10,6* →</p> <p>7: 10,5* ↑</p> <p>8: 10,8* ←</p> <p>9: 10,3* ↗</p> <p>10: 10,3* ↗</p>	<p>Series 4</p> 	<p>1: 10,2* ←</p> <p>2: 9,9 ↗</p> <p>3: 10,0 ↓</p> <p>4: 10,5* ↑</p> <p>5: 9,2 ↗</p> <p>6: 10,4* ↗</p> <p>7: 10,3* ↙</p> <p>8: 10,3* ↗</p> <p>9: 9,9 ↗</p> <p>10: 9,8 ↓</p>
Serie 99,0	Serie 96,0		
Sum 294,0	Sum 390,0		

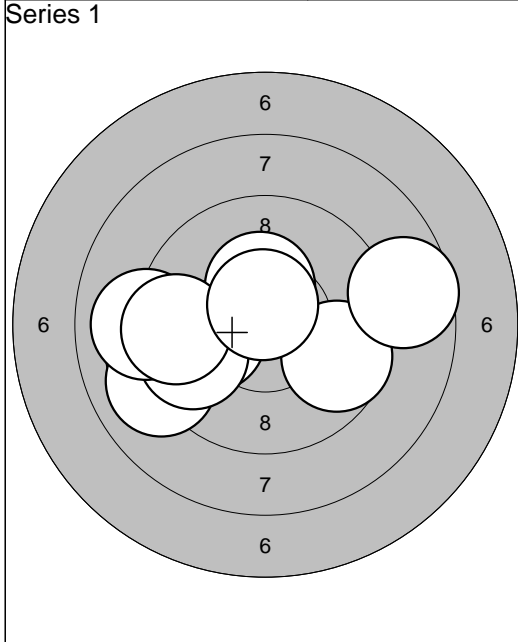
<p>Series 5</p> 	<p>1: 10,1 ←</p> <p>2: 10,6* →</p> <p>3: 10,6* ↓</p> <p>4: 10,4* ↑</p> <p>5: 10,5* ↑</p> <p>6: 10,7* ↓</p> <p>7: 10,3* →</p> <p>8: 10,8* →</p> <p>9: 10,4* ↓</p> <p>10: 10,1 ↗</p>	<p>Series 6</p> 	<p>1: 10,3* →</p> <p>2: 10,4* ↘</p> <p>3: 10,6* →</p> <p>4: 10,2* ↗</p> <p>5: 10,5* ←</p> <p>6: 10,5* ↓</p> <p>7: 10,3* ↑</p> <p>8: 10,4* ↓</p> <p>9: 8,4 ↗</p> <p>10: 10,2* →</p>
Serie 100,0	Serie 98,0		
Sum 490,0	Sum 588,0		

<p>Series 1</p> 	<p>1: 10,2* ↗</p> <p>2: 9,5 ↗</p> <p>3: 9,5 ↗</p> <p>4: 10,1 →</p> <p>5: 10,2* ↗</p> <p>6: 10,0 ←</p> <p>7: 9,5 ↗</p> <p>8: 9,8 ↗</p> <p>9: 10,1 ↘</p> <p>10: 9,9 ↖</p>	<p>Series 2</p> 	<p>1: 9,2 →</p> <p>2: 7,7 →</p> <p>3: 9,7 ↘</p> <p>4: 9,4 ↘</p> <p>5: 10,4* ←</p> <p>6: 9,6 ↘</p> <p>7: 9,2 →</p> <p>8: 10,9* ←</p> <p>9: 10,5* ↘</p> <p>10: 10,0 ↗</p>
Serie 95,0	Serie 92,0	Serie 92,0	Serie 92,0
Sum 95,0	Sum 187,0	Sum 187,0	Sum 187,0

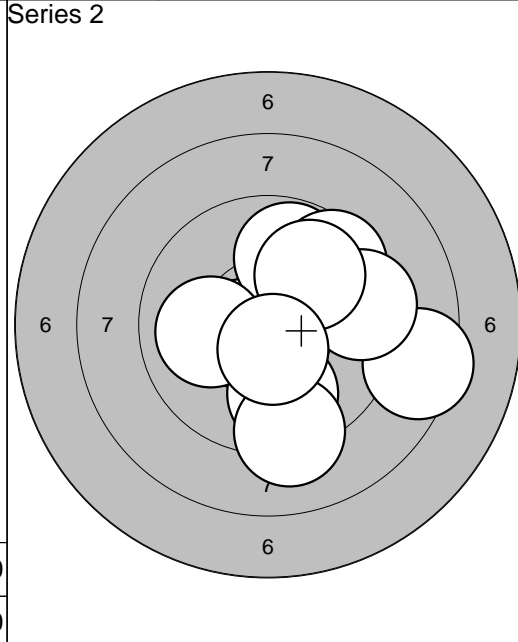
<p>Series 3</p> 	<p>1: 9,6 ↘</p> <p>2: 9,6 ←</p> <p>3: 10,6* ↘</p> <p>4: 8,5 ←</p> <p>5: 10,1 ↗</p> <p>6: 9,2 →</p> <p>7: 8,1 ←</p> <p>8: 10,3* ↗</p> <p>9: 8,6 →</p> <p>10: 9,5 ↘</p>	<p>Series 4</p> 	<p>1: 10,4* →</p> <p>2: 10,2* ←</p> <p>3: 9,8 ↘</p> <p>4: 9,7 ↘</p> <p>5: 9,7 ←</p> <p>6: 9,4 ↗</p> <p>7: 9,7 ↖</p> <p>8: 10,2* ↘</p> <p>9: 7,9 ↘</p> <p>10: 9,6 ←</p>
Serie 90,0	Serie 91,0	Serie 91,0	Serie 91,0
Sum 277,0	Sum 368,0	Sum 368,0	Sum 368,0

<p>Series 5</p> 	<p>1: 9,7 ↘</p> <p>2: 10,3* ↗</p> <p>3: 10,1 ←</p> <p>4: 9,8 ↘</p> <p>5: 9,9 ←</p> <p>6: 9,9 ↘</p> <p>7: 10,6* ↘</p> <p>8: 10,6* ↗</p> <p>9: 10,0 →</p> <p>10: 9,0 →</p>	<p>Series 6</p> 	<p>1: 10,1 ↖</p> <p>2: 10,6* ↘</p> <p>3: 10,4* ↗</p> <p>4: 9,7 ↗</p> <p>5: 9,0 ↖</p> <p>6: 9,2 →</p> <p>7: 8,6 ↖</p> <p>8: 10,5* ↘</p> <p>9: 10,0 ←</p> <p>10: 10,4* ↖</p>
Serie 95,0	Serie 95,0	Serie 95,0	Serie 95,0
Sum 463,0	Sum 558,0	Sum 558,0	Sum 558,0

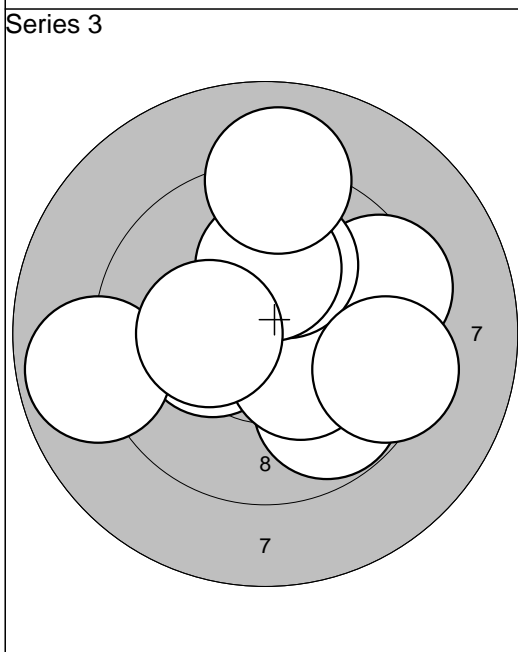




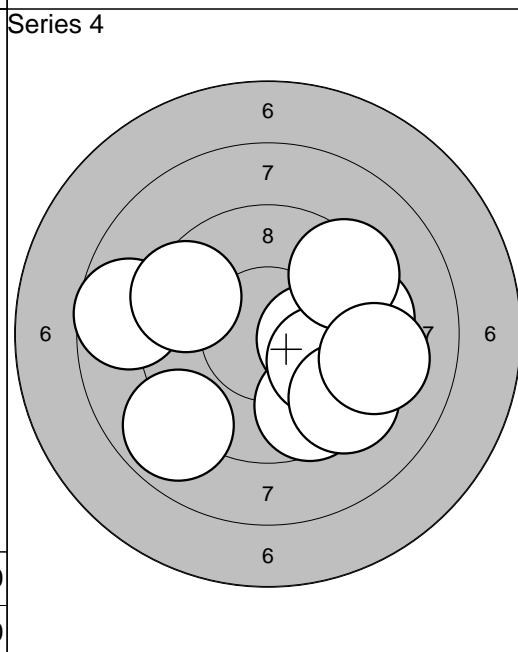
1: 9,2	←
2: 9,7	→
3: 10,0	←
4: 9,0	←
5: 10,4*	↑
6: 9,7	←
7: 8,6	→
8: 9,0	←
9: 9,5	←
10: 10,6*	↑
<b>Serie 92,0</b>	
<b>Sum</b>	<b>92,0</b>



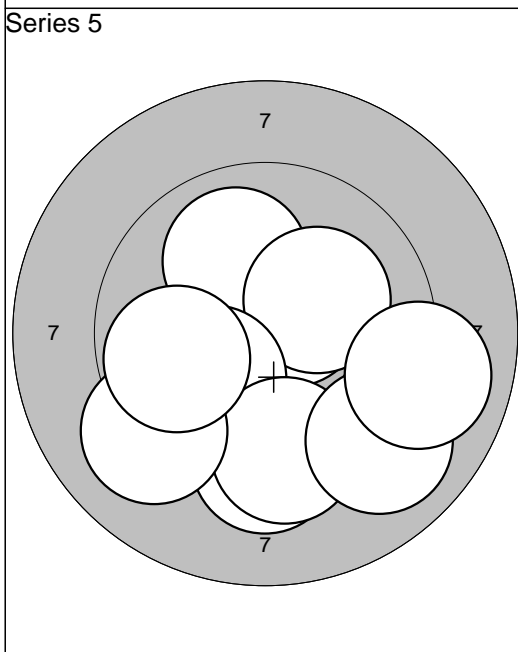
1: 10,5*	←
2: 8,4	→
3: 9,8	↑
4: 9,5	↗
5: 9,8	↓
6: 9,4	→
7: 9,9	↗
8: 9,2	↓
9: 10,0	←
10: 10,6*	↓
<b>Serie 92,0</b>	
<b>Sum</b>	<b>184,0</b>



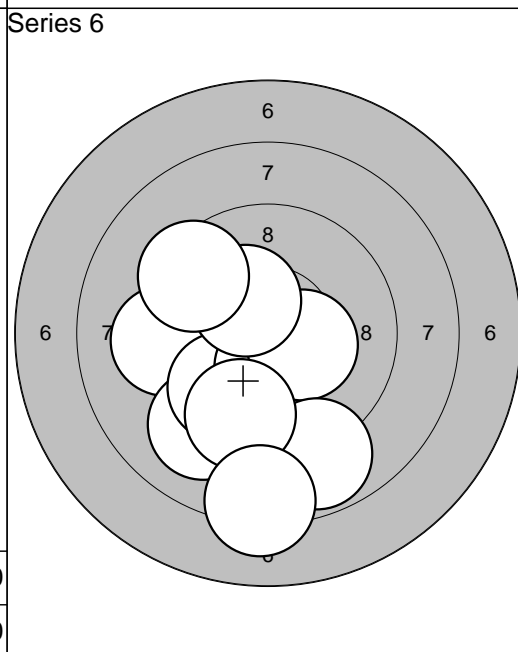
1: 10,3*	←
2: 9,8	↓
3: 8,9	←
4: 9,4	→
5: 10,4*	↘
6: 10,1	↑
7: 10,1	↑
8: 10,3*	←
9: 9,4	→
10: 9,1	↑
<b>Serie 94,0</b>	
<b>Sum</b>	<b>278,0</b>



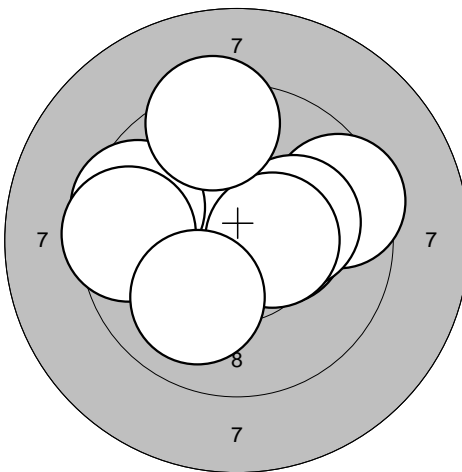
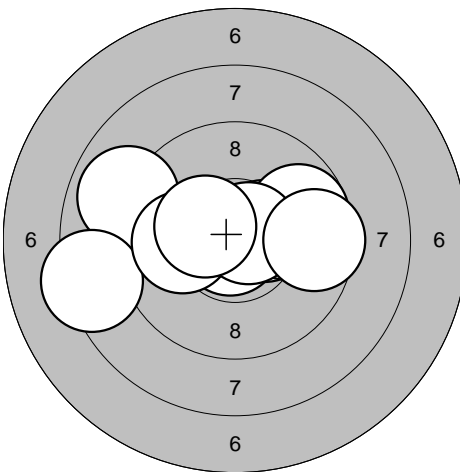
1: 9,5	→
2: 9,6	↓
3: 8,7	←
4: 10,2*	→
5: 10,0	↘
6: 9,3	↓
7: 8,9	↙
8: 9,4	↗
9: 9,5	↖
10: 9,2	→
<b>Serie 90,0</b>	
<b>Sum</b>	<b>368,0</b>

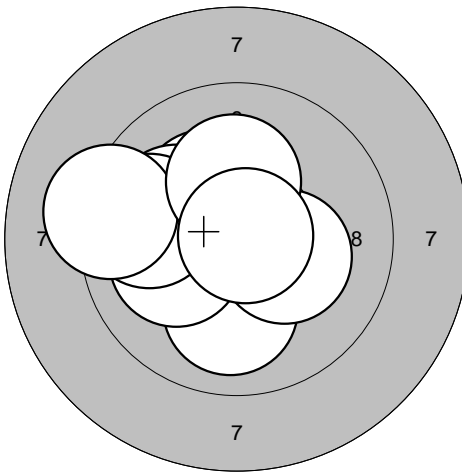
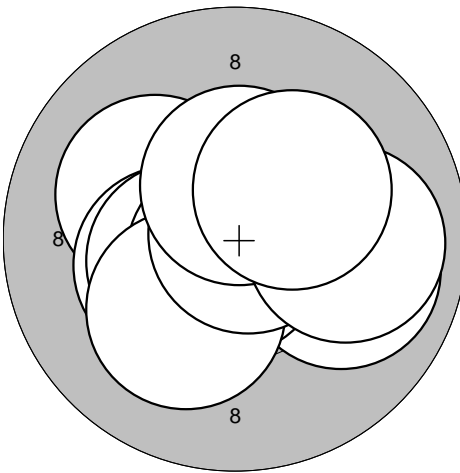


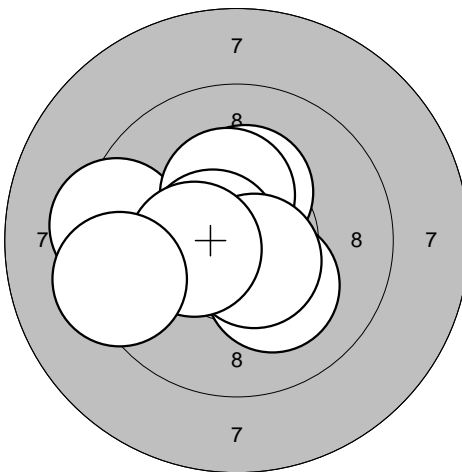
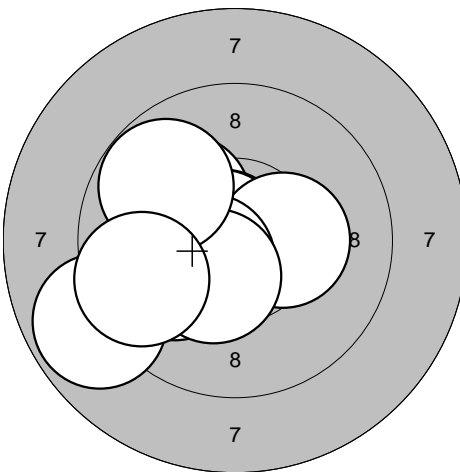
1: 10,6*	↗
2: 10,0	↖
3: 9,4	↓
4: 10,2*	↗
5: 10,1	↖
6: 9,5	↓
7: 9,1	↖
8: 9,0	↘
9: 9,8	←
10: 9,0	→
<b>Serie 94,0</b>	
<b>Sum</b>	<b>462,0</b>

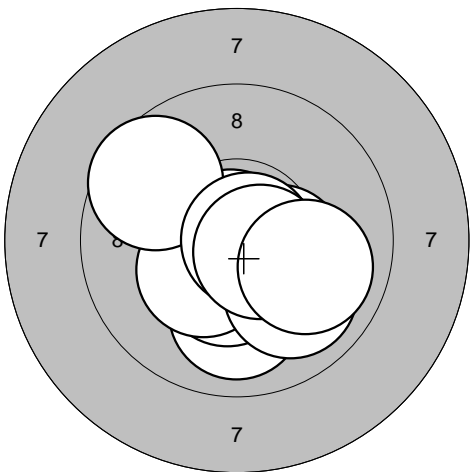
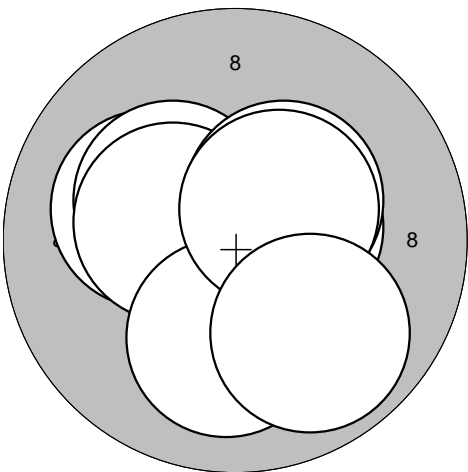


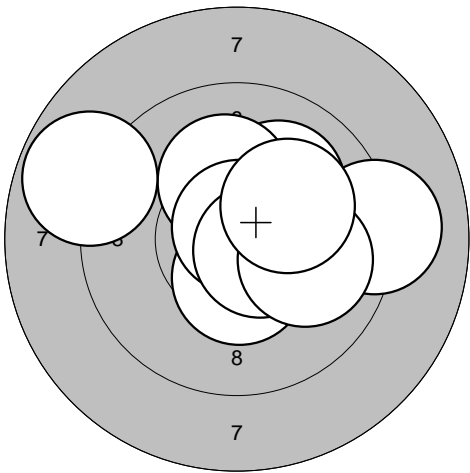
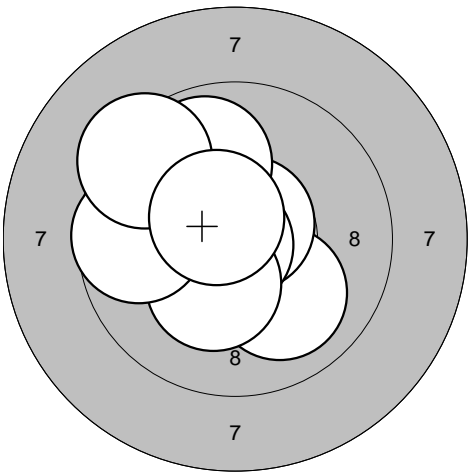
1: 9,3	←
2: 9,1	↙
3: 9,8	↙
4: 10,4*	↓
5: 10,4*	→
6: 8,8	↓
7: 9,6	↓
8: 10,3*	↗
9: 8,2	↓
10: 9,4	↗
<b>Serie 91,0</b>	
<b>Sum</b>	<b>553,0</b>

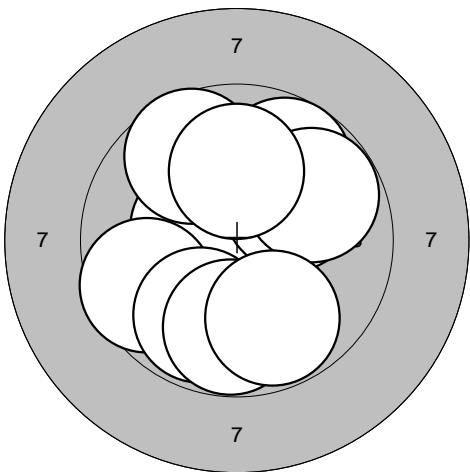
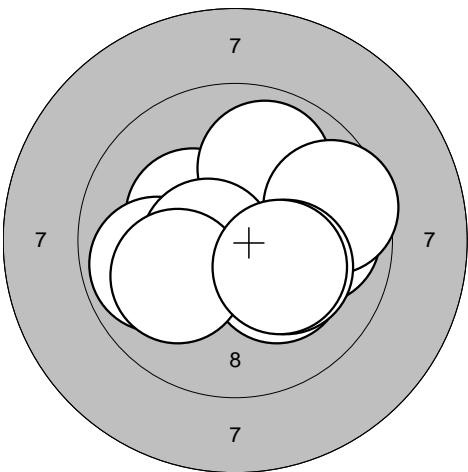
<p>Series 1</p> 	<p>1: 9,5 →</p> <p>2: 10,4* →</p> <p>3: 10,4* →</p> <p>4: 10,8* ↗</p> <p>5: 10,2* →</p> <p>6: 9,5 ←</p> <p>7: 9,5 ←</p> <p>8: 10,5* →</p> <p>9: 9,4 ↑</p> <p>10: 10,0 ↘</p>	<p>Series 2</p> 	<p>1: 10,8* ↘</p> <p>2: 10,4* →</p> <p>3: 10,0 →</p> <p>4: 9,7 →</p> <p>5: 8,9 ↖</p> <p>6: 8,3 ←</p> <p>7: 10,0 ←</p> <p>8: 10,7* ↗</p> <p>9: 10,4* ↖</p> <p>10: 9,6 →</p>
Serie 96,0	Serie 94,0		
Sum 96,0	Sum 190,0		

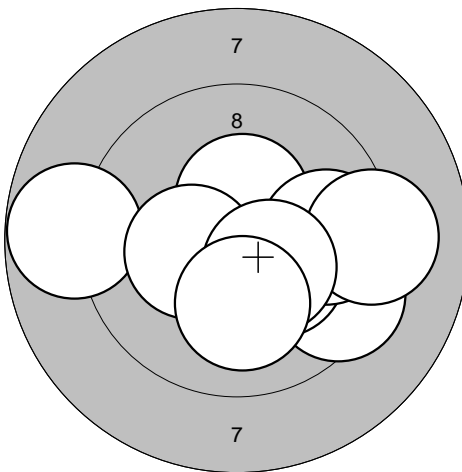
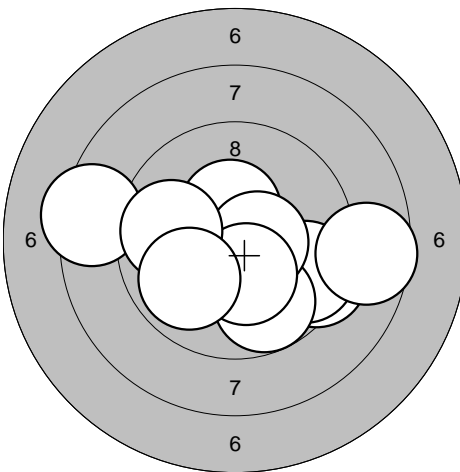
<p>Series 3</p> 	<p>1: 10,6* ↖</p> <p>2: 10,2* ↗</p> <p>3: 10,0 ↓</p> <p>4: 10,1 ↖</p> <p>5: 10,1 ←</p> <p>6: 10,3* →</p> <p>7: 9,8 ←</p> <p>8: 9,2 ←</p> <p>9: 10,2* ↑</p> <p>10: 10,8* →</p>	<p>Series 4</p> 	<p>1: 9,9 →</p> <p>2: 10,1 ↖</p> <p>3: 10,3* ←</p> <p>4: 10,5* ←</p> <p>5: 10,8* ↘</p> <p>6: 10,2* ↘</p> <p>7: 10,8* →</p> <p>8: 10,5* ↑</p> <p>9: 9,9 →</p> <p>10: 10,3* ↗</p>
Serie 98,0	Serie 98,0		
Sum 288,0	Sum 386,0		

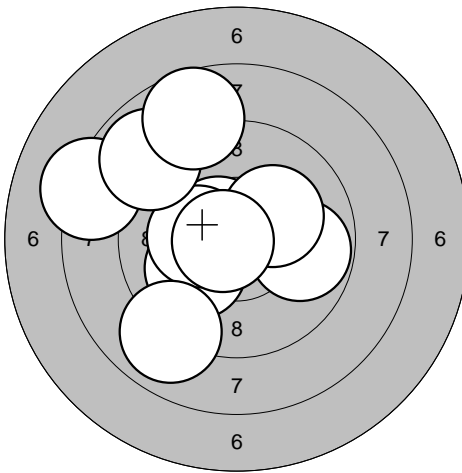
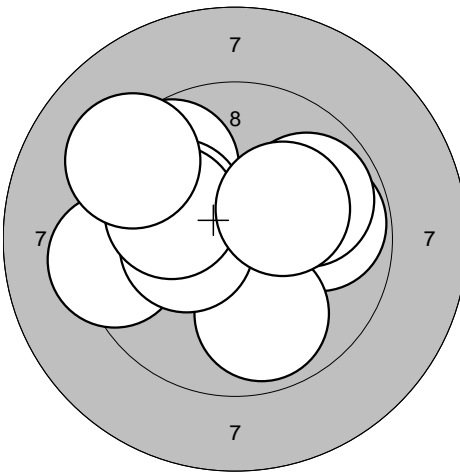
<p>Series 5</p> 	<p>1: 10,8* ↑</p> <p>2: 9,3 ←</p> <p>3: 10,7* ←</p> <p>4: 10,3* ↑</p> <p>5: 10,3* ↑</p> <p>6: 10,6* ←</p> <p>7: 10,2* ↘</p> <p>8: 10,6* ↘</p> <p>9: 10,4* ←</p> <p>10: 9,3 ←</p>	<p>Series 6</p> 	<p>1: 8,9 ↖</p> <p>2: 10,1 ↖</p> <p>3: 10,0 ←</p> <p>4: 10,8* ←</p> <p>5: 10,7* ←</p> <p>6: 10,3* →</p> <p>7: 10,5* ↖</p> <p>8: 10,4* ↘</p> <p>9: 9,8 ↖</p> <p>10: 9,6 ←</p>
Serie 98,0	Serie 96,0		
Sum 484,0	Sum 580,0		

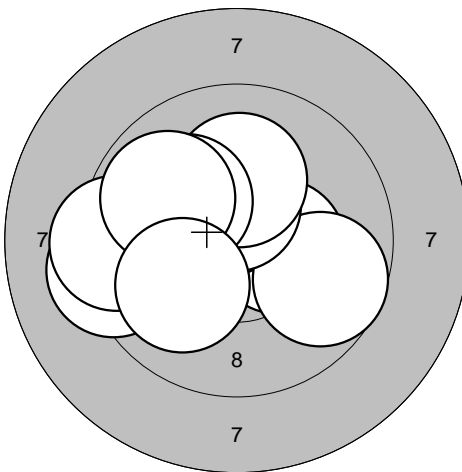
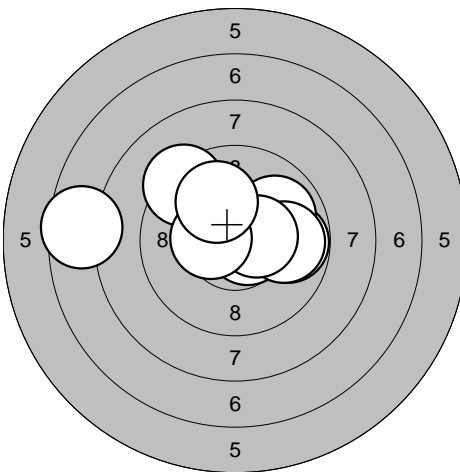
<p>Series 1</p> 	<p>1: 10,0 ↓</p> <p>2: 10,4* ↓</p> <p>3: 10,4* →</p> <p>4: 10,9* ↗</p> <p>5: 10,4* ↙</p> <p>6: 9,6 ↗</p> <p>7: 10,8* →</p> <p>8: 10,0 ↓</p> <p>9: 10,6* ↘</p> <p>10: 10,0 →</p>	<p>Series 2</p> 	<p>1: 10,1 ↖</p> <p>2: 10,5* →</p> <p>3: 10,3* ↖</p> <p>4: 10,8* ↗</p> <p>5: 10,2* ↓</p> <p>6: 10,3* ↖</p> <p>7: 10,1 ↓</p> <p>8: 10,4* ↗</p> <p>9: 10,5* ↗</p> <p>10: 9,9 ↓</p>
Serie 99,0	Serie 99,0	Serie 99,0	Serie 99,0
Sum 99,0	Sum 99,0	Sum 198,0	Sum 198,0

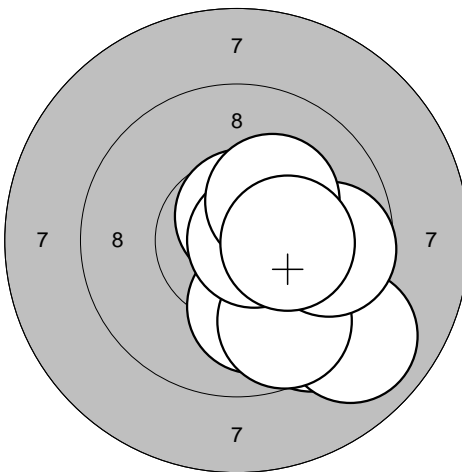
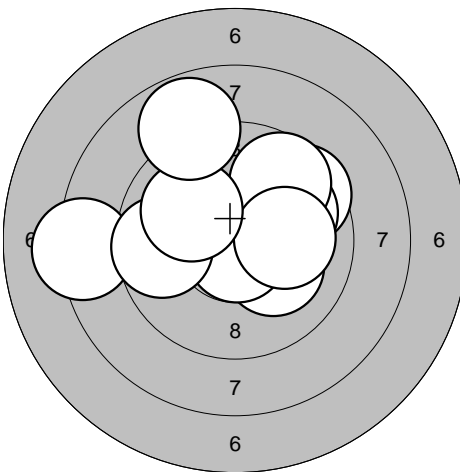
<p>Series 3</p> 	<p>1: 10,1 ↗</p> <p>2: 10,4* ↓</p> <p>3: 10,5* ↗</p> <p>4: 9,1 →</p> <p>5: 10,2* ↑</p> <p>6: 10,8* ↑</p> <p>7: 10,6* ↘</p> <p>8: 10,0 →</p> <p>9: 10,1 ↗</p> <p>10: 8,8 ↖</p>	<p>Series 4</p> 	<p>1: 10,0 ↖</p> <p>2: 10,0 ↓</p> <p>3: 10,7* ↗</p> <p>4: 10,8* ↖</p> <p>5: 10,0 ↖</p> <p>6: 10,3* ↓</p> <p>7: 9,7 ↖</p> <p>8: 9,9 ↑</p> <p>9: 9,4 ↗</p> <p>10: 10,6* ↗</p>
Serie 97,0	Serie 97,0	Serie 97,0	Serie 97,0
Sum 295,0	Sum 295,0	Sum 392,0	Sum 392,0

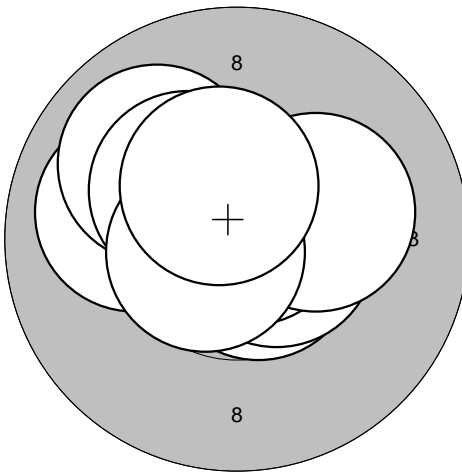
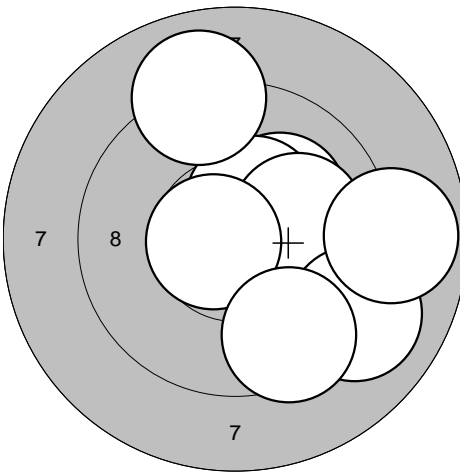
<p>Series 5</p> 	<p>1: 10,4* ↖</p> <p>2: 9,6 ↖</p> <p>3: 9,8 ↗</p> <p>4: 10,1 ↗</p> <p>5: 9,8 ↓</p> <p>6: 9,8 →</p> <p>7: 9,8 ↓</p> <p>8: 9,7 ↗</p> <p>9: 9,8 ↓</p> <p>10: 10,0 ↑</p>	<p>Series 6</p> 	<p>1: 10,2* ↘</p> <p>2: 10,3* ↖</p> <p>3: 9,9 →</p> <p>4: 9,9 ↖</p> <p>5: 9,9 ↗</p> <p>6: 9,6 →</p> <p>7: 10,6* ↖</p> <p>8: 10,2* ↘</p> <p>9: 10,1 ↖</p> <p>10: 10,2* ↘</p>
Serie 93,0	Serie 96,0	Serie 96,0	Serie 96,0
Sum 485,0	Sum 485,0	Sum 581,0	Sum 581,0

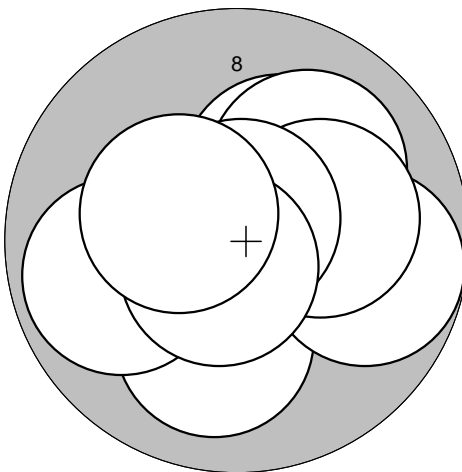
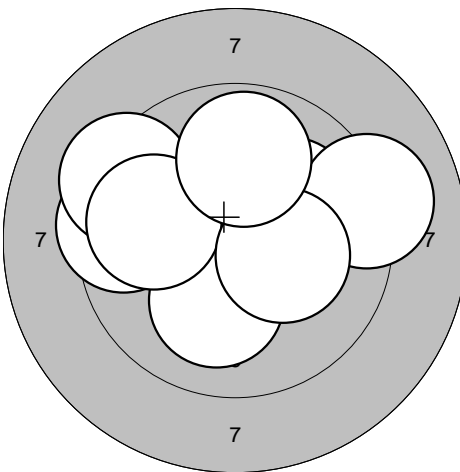
<p>Series 1</p> 	<p>1: 10,4* ↑</p> <p>2: 9,4 ↘</p> <p>3: 10,3* ↘</p> <p>4: 9,8 →</p> <p>5: 10,5* ↘</p> <p>6: 9,1 →</p> <p>7: 8,8 ←</p> <p>8: 10,3* ←</p> <p>9: 10,4* ↘</p> <p>10: 10,1 ↓</p>	<p>Series 2</p> 	<p>1: 9,4 ↘</p> <p>2: 9,6 ↘</p> <p>3: 8,6 →</p> <p>4: 8,4 ←</p> <p>5: 9,7 ↘</p> <p>6: 10,4* ↑</p> <p>7: 10,6* →</p> <p>8: 10,3* ↘</p> <p>9: 9,8 ←</p> <p>10: 9,9 ↙</p>
Serie 95,0	Serie 91,0	Serie 91,0	Serie 91,0
Sum 95,0	Sum 186,0	Sum 186,0	Sum 186,0

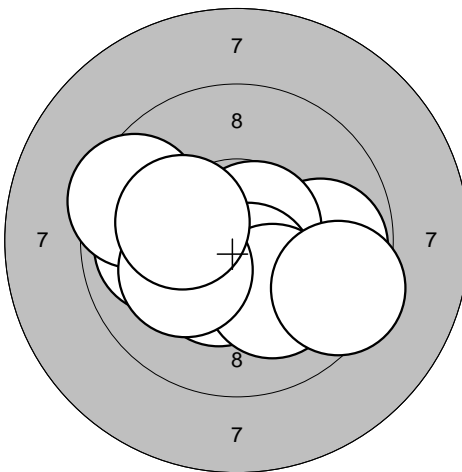
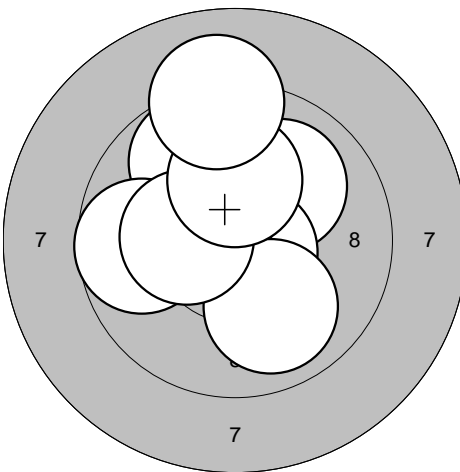
<p>Series 3</p> 	<p>1: 8,2 ←</p> <p>2: 10,1 ↙</p> <p>3: 10,6* ↗</p> <p>4: 10,3* ←</p> <p>5: 8,9 ↗</p> <p>6: 8,7 ↑</p> <p>7: 9,8 →</p> <p>8: 8,9 ↘</p> <p>9: 10,2* ↗</p> <p>10: 10,7* ←</p>	<p>Series 4</p> 	<p>1: 9,8 →</p> <p>2: 9,3 ←</p> <p>3: 9,7 ↗</p> <p>4: 10,1 ↗</p> <p>5: 9,9 ↘</p> <p>6: 10,3* ←</p> <p>7: 10,1 ←</p> <p>8: 9,3 ↗</p> <p>9: 9,9 ↗</p> <p>10: 10,2* ↗</p>
Serie 91,0	Serie 94,0	Serie 94,0	Serie 94,0
Sum 277,0	Sum 371,0	Sum 371,0	Sum 371,0

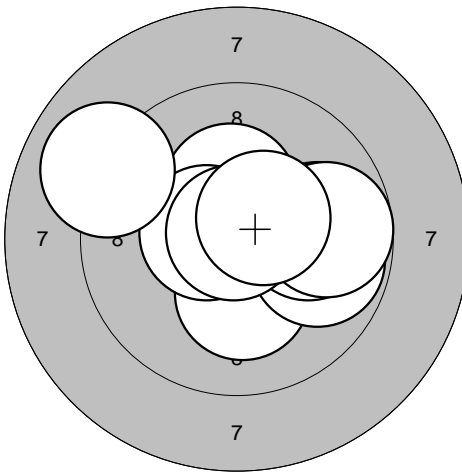
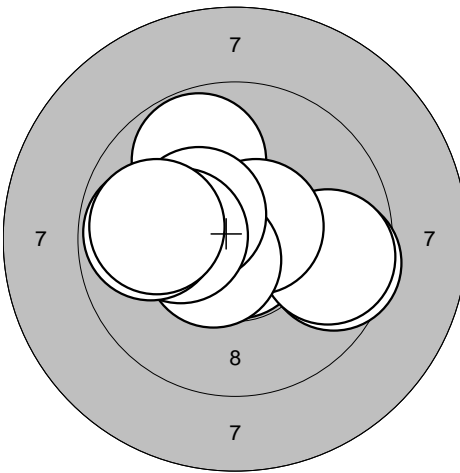
<p>Series 5</p> 	<p>1: 9,3 ←</p> <p>2: 10,4* →</p> <p>3: 9,4 ←</p> <p>4: 10,5* ↗</p> <p>5: 9,7 ↘</p> <p>6: 10,5* ↑</p> <p>7: 10,1 ↑</p> <p>8: 10,1 ↗</p> <p>9: 9,9 ↗</p> <p>10: 10,0 ↙</p>	<p>Series 6</p> 	<p>1: 9,8 →</p> <p>2: 9,9 ↗</p> <p>3: 10,7* ↘</p> <p>4: 9,9 →</p> <p>5: 10,1 ↗</p> <p>6: 9,3 ↗</p> <p>7: 10,5* →</p> <p>8: 7,6 ←</p> <p>9: 10,4* ←</p> <p>10: 10,0 ↗</p>
Serie 96,0	Serie 93,0	Serie 93,0	Serie 93,0
Sum 467,0	Sum 560,0	Sum 560,0	Sum 560,0

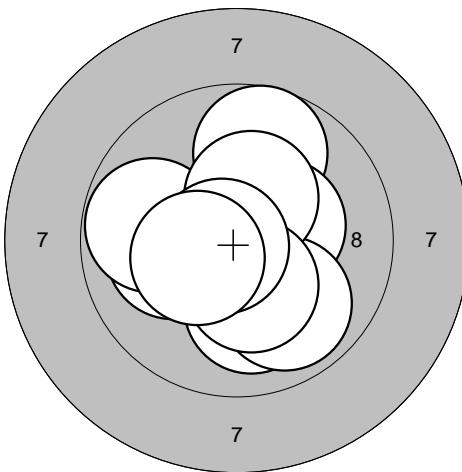
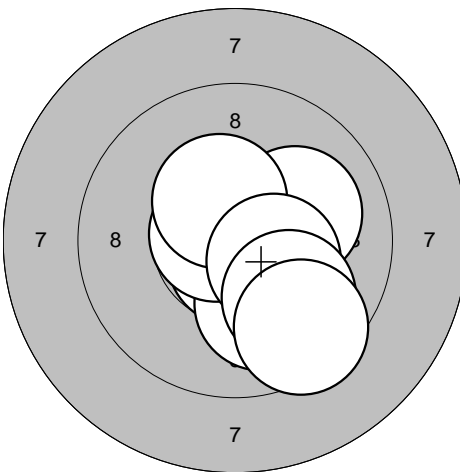
<p>Series 1</p> 	<p>1: 9,5 ↘ 2: 10,2* → 3: 9,0 ↘ 4: 10,6* ↑ 5: 10,0 ↘ 6: 9,7 ↘ 7: 10,7* → 8: 9,7 → 9: 10,3* ↗ 10: 10,3* →</p> <table border="1" style="width:100%; border-collapse: collapse;"> <tr><td>Serie</td><td style="text-align: right;">96,0</td></tr> <tr><td>Sum</td><td style="text-align: right;">96,0</td></tr> </table>	Serie	96,0	Sum	96,0	<p>Series 2</p> 	<p>1: 10,2* ↘ 2: 9,5 ↗ 3: 9,9 ↗ 4: 8,2 ← 5: 10,8* ↓ 6: 9,7 ← 7: 9,7 ↗ 8: 10,1 → 9: 10,0 ↖ 10: 8,8 ↑</p> <table border="1" style="width:100%; border-collapse: collapse;"> <tr><td>Serie</td><td style="text-align: right;">92,0</td></tr> <tr><td>Sum</td><td style="text-align: right;">188,0</td></tr> </table>	Serie	92,0	Sum	188,0
Serie	96,0										
Sum	96,0										
Serie	92,0										
Sum	188,0										

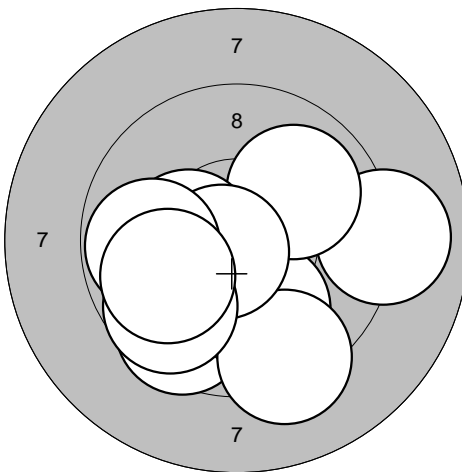
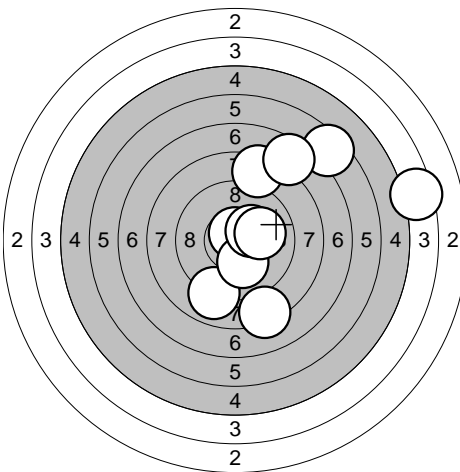
<p>Series 3</p> 	<p>1: 10,7* ↘ 2: 10,7* → 3: 10,0 ← 4: 10,6* → 5: 10,8* ↗ 6: 10,0 ↗ 7: 10,3* ↗ 8: 10,2* → 9: 10,7* ← 10: 10,4* ↑</p> <table border="1" style="width:100%; border-collapse: collapse;"> <tr><td>Serie</td><td style="text-align: right;">100,0</td></tr> <tr><td>Sum</td><td style="text-align: right;">288,0</td></tr> </table>	Serie	100,0	Sum	288,0	<p>Series 4</p> 	<p>1: 10,1 ↗ 2: 9,7 ↘ 3: 9,9 ↘ 4: 10,4* ↑ 5: 10,1 → 6: 9,1 ↘ 7: 9,0 ↑ 8: 8,9 → 9: 10,7* ← 10: 9,5 ↓</p> <table border="1" style="width:100%; border-collapse: collapse;"> <tr><td>Serie</td><td style="text-align: right;">93,0</td></tr> <tr><td>Sum</td><td style="text-align: right;">381,0</td></tr> </table>	Serie	93,0	Sum	381,0
Serie	100,0										
Sum	288,0										
Serie	93,0										
Sum	381,0										

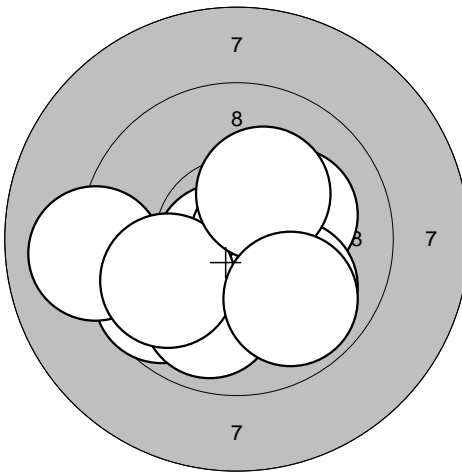
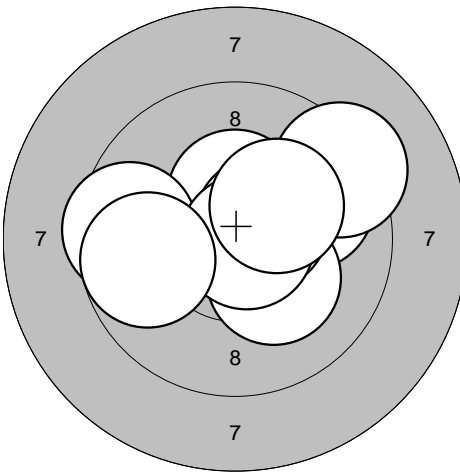
<p>Series 5</p> 	<p>1: 10,2* ↗ 2: 10,6* ↘ 3: 10,0 ↘ 4: 9,9 ← 5: 9,8 → 6: 10,0 ↗ 7: 10,1 → 8: 10,7* ↑ 9: 10,7* ↘ 10: 10,4* ↖</p> <table border="1" style="width:100%; border-collapse: collapse;"> <tr><td>Serie</td><td style="text-align: right;">98,0</td></tr> <tr><td>Sum</td><td style="text-align: right;">479,0</td></tr> </table>	Serie	98,0	Sum	479,0	<p>Series 6</p> 	<p>1: 10,3* ↗ 2: 10,1 ↗ 3: 9,5 ← 4: 10,1 ← 5: 10,1 ↓ 6: 9,3 ↖ 7: 9,8 ← 8: 9,1 → 9: 10,3* → 10: 9,9 ↑</p> <table border="1" style="width:100%; border-collapse: collapse;"> <tr><td>Serie</td><td style="text-align: right;">95,0</td></tr> <tr><td>Sum</td><td style="text-align: right;">574,0</td></tr> </table>	Serie	95,0	Sum	574,0
Serie	98,0										
Sum	479,0										
Serie	95,0										
Sum	574,0										

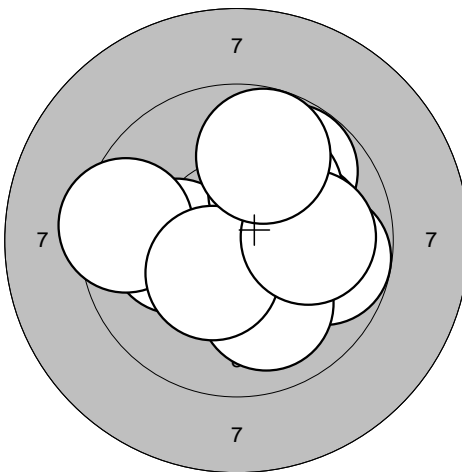
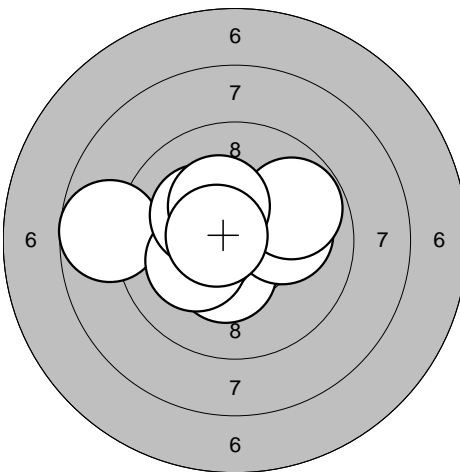
<p>Series 1</p> 	<p>1: 10,4* ↘ 2: 9,8 → 3: 10,7* ↗ 4: 10,5* ↘ 5: 10,0 ← 6: 9,5 ↗ 7: 10,1 ↘ 8: 9,4 → 9: 10,2* ↙ 10: 10,2* ↙</p> <p>Serie 97,0 Sum 97,0</p>	<p>Series 2</p> 	<p>1: 10,5* ↗ 2: 10,0 ↗ 3: 10,7* ↘ 4: 10,4* ↗ 5: 9,8 ↗ 6: 10,0 ↘ 7: 9,7 ← 8: 10,3* ← 9: 10,1 ↑ 10: 9,1 ↑</p> <p>Serie 97,0 Sum 194,0</p>
--	--	--	--

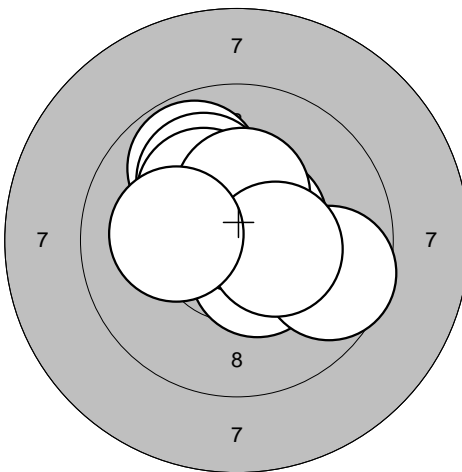
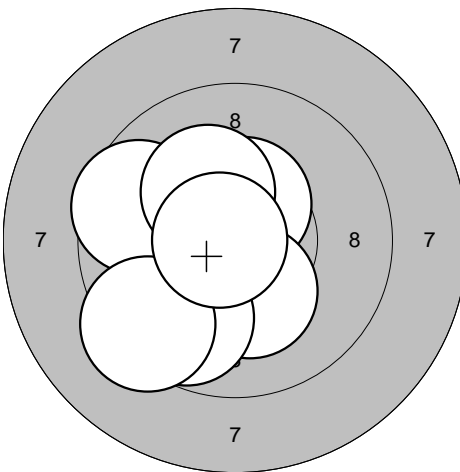
<p>Series 3</p> 	<p>1: 10,3* ↑ 2: 10,2* ↘ 3: 9,8 → 4: 9,9 → 5: 10,5* ← 6: 9,0 ↗ 7: 10,0 → 8: 9,7 → 9: 10,8* ↑ 10: 10,5* ↗</p> <p>Serie 96,0 Sum 290,0</p>	<p>Series 4</p> 	<p>1: 9,8 ↗ 2: 9,6 → 3: 10,8* ↘ 4: 9,7 → 5: 10,6* ↗ 6: 10,6* ↘ 7: 10,4* ↗ 8: 10,2* ← 9: 9,8 ← 10: 9,9 ←</p> <p>Serie 95,0 Sum 385,0</p>
---	--	---	---

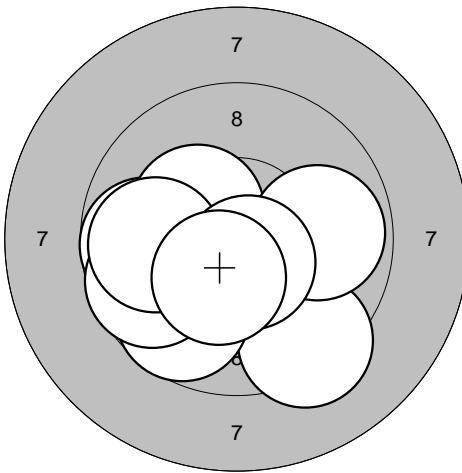
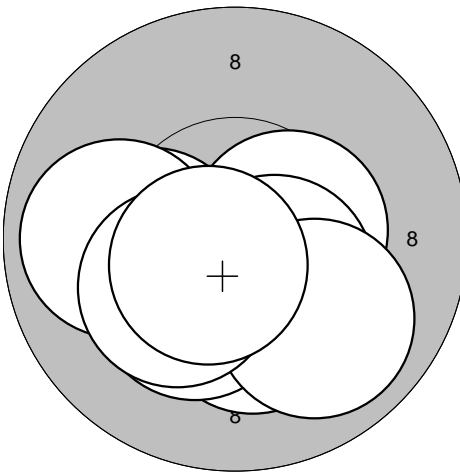
<p>Series 5</p> 	<p>1: 10,1 ← 2: 10,0 ↘ 3: 9,7 ↑ 4: 9,8 ← 5: 10,3* ↗ 6: 9,9 ↘ 7: 10,4* ↑ 8: 10,3* ↘ 9: 10,7* ← 10: 10,4* ↙</p> <p>Serie 97,0 Sum 482,0</p>	<p>Series 6</p> 	<p>1: 10,7* ↗ 2: 10,1 ↘ 3: 10,1 → 4: 10,7* ↘ 5: 10,0 ↘ 6: 10,7* ↙ 7: 10,4* ↗ 8: 10,3* ↘ 9: 9,9 ↘ 10: 9,5 ↘</p> <p>Serie 98,0 Sum 580,0</p>
--	---	--	--

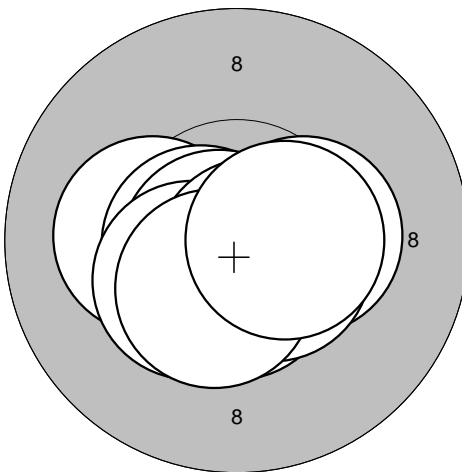
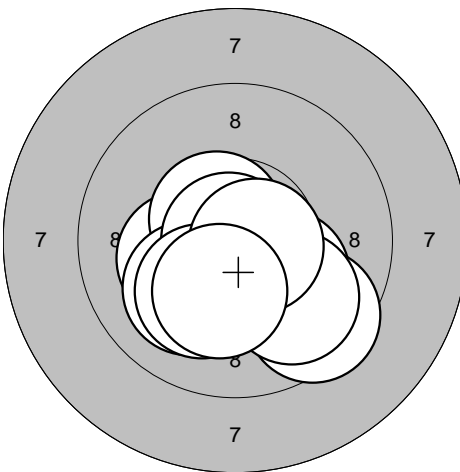
<p>Series 1</p> 	<p>1: 9,6 ↘ 2: 9,0 → 3: 10,0 ↓ 4: 10,0 ↗ 5: 10,3* ← 6: 9,3 ↓ 7: 10,7* ↙ 8: 9,7 ↘ 9: 9,8 ← 10: 9,9 ↙</p> <table border="1" style="width:100%; border-collapse: collapse;"> <tr><td>Serie</td><td style="text-align: right;">94,0</td></tr> <tr><td>Sum</td><td style="text-align: right;">94,0</td></tr> </table>	Serie	94,0	Sum	94,0	<p>Series 2</p> 	<p>1: 6,4 ↗ 2: 4,4 → 3: 8,4 ↑ 4: 7,6 ↗ 5: 8,2 ↓ 6: 9,0 ↓ 7: 10,7* ↑ 8: 10,1 ↓ 9: 10,3* ↗ 10: 10,0 →</p> <table border="1" style="width:100%; border-collapse: collapse;"> <tr><td>Serie</td><td style="text-align: right;">82,0</td></tr> <tr><td>Sum</td><td style="text-align: right;">176,0</td></tr> </table>	Serie	82,0	Sum	176,0
Serie	94,0										
Sum	94,0										
Serie	82,0										
Sum	176,0										

<p>Series 3</p> 	<p>1: 9,7 ↙ 2: 10,7* ↙ 3: 10,7* → 4: 10,2* → 5: 9,9 ↓ 6: 9,1 ← 7: 10,0 ↓ 8: 9,9 ↙ 9: 10,3* ↗ 10: 9,9 ↓</p> <table border="1" style="width:100%; border-collapse: collapse;"> <tr><td>Serie</td><td style="text-align: right;">95,0</td></tr> <tr><td>Sum</td><td style="text-align: right;">271,0</td></tr> </table>	Serie	95,0	Sum	271,0	<p>Series 4</p> 	<p>1: 9,7 ← 2: 10,4* ↑ 3: 9,9 → 4: 9,5 ← 5: 10,2* ↘ 6: 10,5* ↗ 7: 10,8* → 8: 9,3 ↗ 9: 10,2* ↗ 10: 9,8 ←</p> <table border="1" style="width:100%; border-collapse: collapse;"> <tr><td>Serie</td><td style="text-align: right;">95,0</td></tr> <tr><td>Sum</td><td style="text-align: right;">366,0</td></tr> </table>	Serie	95,0	Sum	366,0
Serie	95,0										
Sum	271,0										
Serie	95,0										
Sum	366,0										

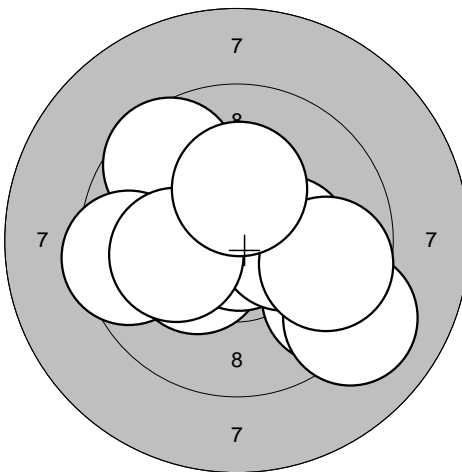
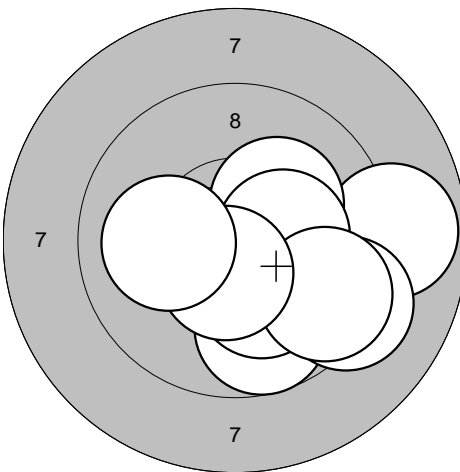
<p>Series 5</p> 	<p>1: 9,8 → 2: 10,0 ↓ 3: 9,8 ↗ 4: 10,1 ← 5: 10,1 → 6: 10,1 ↗ 7: 9,4 ← 8: 10,4* ↘ 9: 10,0 → 10: 9,8 ↗</p> <table border="1" style="width:100%; border-collapse: collapse;"> <tr><td>Serie</td><td style="text-align: right;">96,0</td></tr> <tr><td>Sum</td><td style="text-align: right;">462,0</td></tr> </table>	Serie	96,0	Sum	462,0	<p>Series 6</p> 	<p>1: 10,2* → 2: 10,4* ↓ 3: 8,8 ← 4: 10,4* ← 5: 10,2* ↙ 6: 10,1 → 7: 10,2* ↖ 8: 9,8 ↗ 9: 10,3* ↗ 10: 10,6* ←</p> <table border="1" style="width:100%; border-collapse: collapse;"> <tr><td>Serie</td><td style="text-align: right;">97,0</td></tr> <tr><td>Sum</td><td style="text-align: right;">559,0</td></tr> </table>	Serie	97,0	Sum	559,0
Serie	96,0										
Sum	462,0										
Serie	97,0										
Sum	559,0										

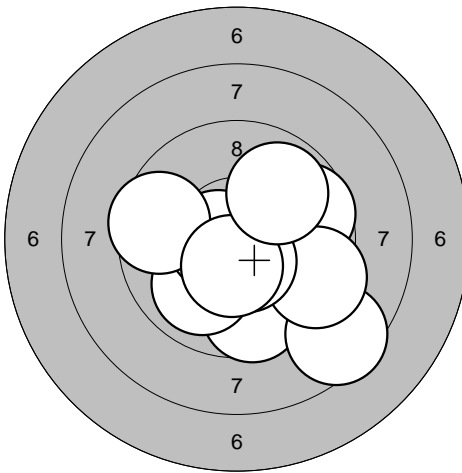
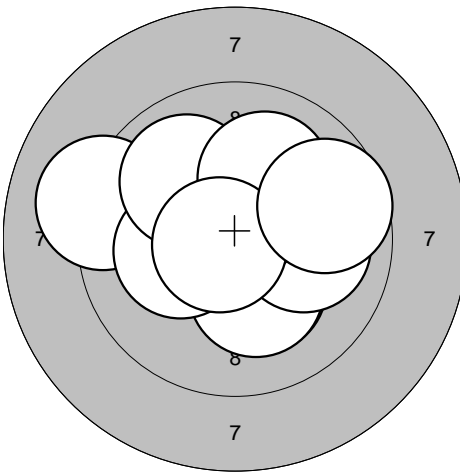
<p>Series 1</p> 	<p>1: 9,8 ↗ 2: 10,0 ↗ 3: 10,2* ↗ 4: 10,5* ↘ 5: 9,6 → 6: 10,5* ↗ 7: 10,7* ↗ 8: 10,3* ↑ 9: 10,4* → 10: 10,1 ←</p> <table border="1" style="width:100%; border-collapse: collapse;"> <tr><td>Serie</td><td style="text-align: right;">98,0</td></tr> <tr><td>Sum</td><td style="text-align: right;">98,0</td></tr> </table>	Serie	98,0	Sum	98,0	<p>Series 2</p> 	<p>1: 10,5* ↘ 2: 10,7* ↘ 3: 10,4* ↑ 4: 10,6* ↘ 5: 10,2* ↘ 6: 9,6 ← 7: 10,2* ↗ 8: 9,7 ↘ 9: 9,3 ↘ 10: 10,7* ←</p> <table border="1" style="width:100%; border-collapse: collapse;"> <tr><td>Serie</td><td style="text-align: right;">97,0</td></tr> <tr><td>Sum</td><td style="text-align: right;">195,0</td></tr> </table>	Serie	97,0	Sum	195,0
Serie	98,0										
Sum	98,0										
Serie	97,0										
Sum	195,0										

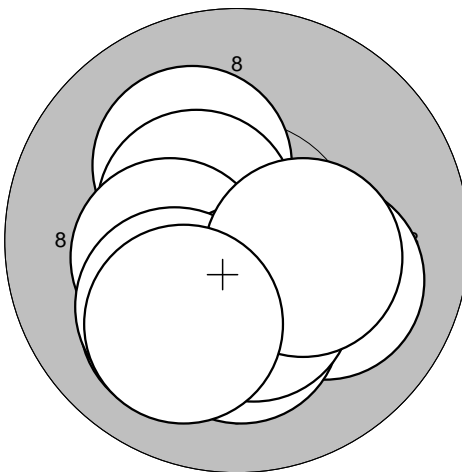
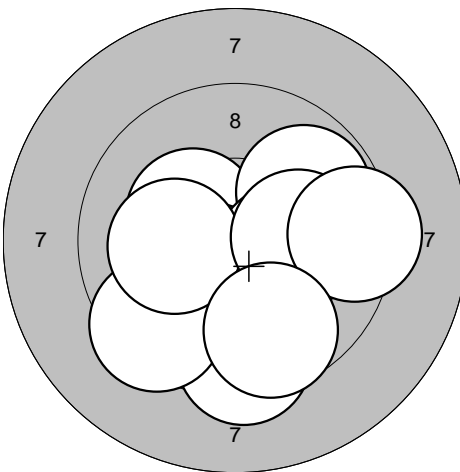
<p>Series 3</p> 	<p>1: 9,7 ← 2: 10,4* ↘ 3: 9,3 ↘ 4: 10,3* ↗ 5: 9,7 ↘ 6: 9,7 ← 7: 9,9 ← 8: 9,9 → 9: 10,6* ↘ 10: 10,4* ↘</p> <table border="1" style="width:100%; border-collapse: collapse;"> <tr><td>Serie</td><td style="text-align: right;">94,0</td></tr> <tr><td>Sum</td><td style="text-align: right;">289,0</td></tr> </table>	Serie	94,0	Sum	289,0	<p>Series 4</p> 	<p>1: 10,5* ↓ 2: 10,2* ↓ 3: 10,3* ↘ 4: 10,4* → 5: 10,5* ↘ 6: 10,2* ← 7: 9,9 ↘ 8: 9,9 ← 9: 10,3* ↘ 10: 10,6* ↘</p> <table border="1" style="width:100%; border-collapse: collapse;"> <tr><td>Serie</td><td style="text-align: right;">98,0</td></tr> <tr><td>Sum</td><td style="text-align: right;">387,0</td></tr> </table>	Serie	98,0	Sum	387,0
Serie	94,0										
Sum	289,0										
Serie	98,0										
Sum	387,0										

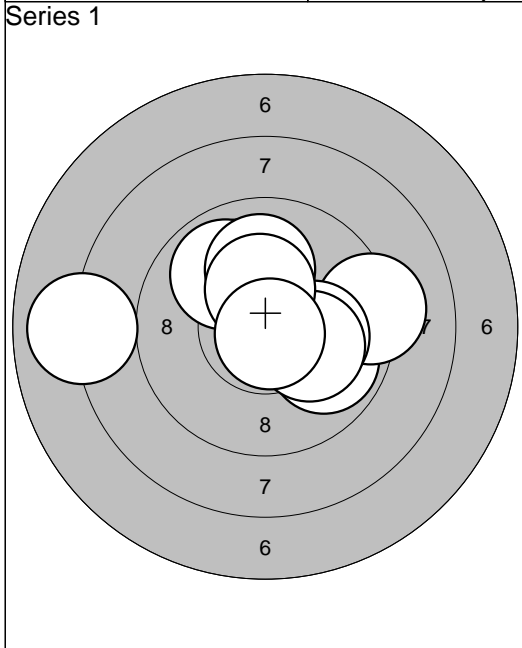
<p>Series 5</p> 	<p>1: 10,3* → 2: 10,6* ↓ 3: 10,2* ← 4: 10,6* ← 5: 10,8* ← 6: 10,4* ↘ 7: 10,7* ↘ 8: 10,6* ↘ 9: 10,5* ↘ 10: 10,5* →</p> <table border="1" style="width:100%; border-collapse: collapse;"> <tr><td>Serie</td><td style="text-align: right;">100,0</td></tr> <tr><td>Sum</td><td style="text-align: right;">487,0</td></tr> </table>	Serie	100,0	Sum	487,0	<p>Series 6</p> 	<p>1: 10,2* ← 2: 10,6* ↗ 3: 10,2* ↘ 4: 10,1 ↘ 5: 9,5 ↘ 6: 9,9 ↘ 7: 10,9* ← 8: 10,1 ↘ 9: 10,7* → 10: 10,2* ↘</p> <table border="1" style="width:100%; border-collapse: collapse;"> <tr><td>Serie</td><td style="text-align: right;">98,0</td></tr> <tr><td>Sum</td><td style="text-align: right;">585,0</td></tr> </table>	Serie	98,0	Sum	585,0
Serie	100,0										
Sum	487,0										
Serie	98,0										
Sum	585,0										



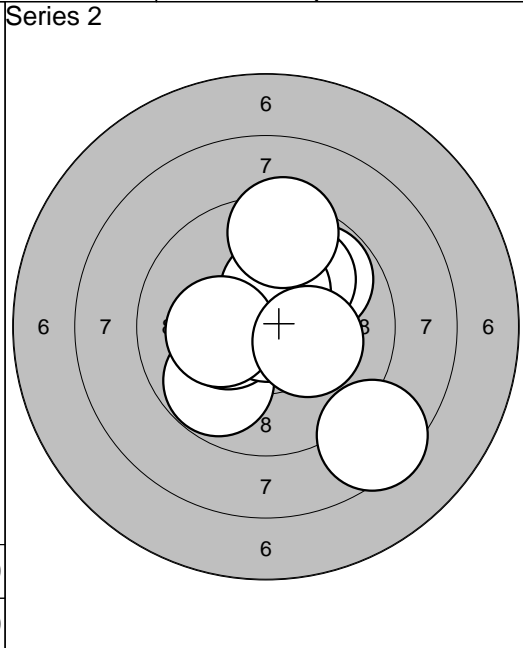
<p>Series 1</p> 	<p>1: 10,3* ↙ 2: 9,5 ↘ 3: 9,1 ↘ 4: 10,9* ↘ 5: 9,6 ↗ 6: 10,3* → 7: 9,7 → 8: 9,5 ← 9: 10,1 ← 10: 10,3* ↑</p> <table border="1" style="width:100%; border-collapse: collapse;"> <tr><td>Serie</td><td style="text-align: right;">95,0</td></tr> <tr><td>Sum</td><td style="text-align: right;">95,0</td></tr> </table>	Serie	95,0	Sum	95,0	<p>Series 2</p> 	<p>1: 9,7 ↓ 2: 10,7* ↙ 3: 8,9 → 4: 10,2* ↘ 5: 10,2* ↗ 6: 10,3* → 7: 9,2 ↘ 8: 9,6 ↘ 9: 10,5* ↓ 10: 10,1 ←</p> <table border="1" style="width:100%; border-collapse: collapse;"> <tr><td>Serie</td><td style="text-align: right;">95,0</td></tr> <tr><td>Sum</td><td style="text-align: right;">190,0</td></tr> </table>	Serie	95,0	Sum	190,0
Serie	95,0										
Sum	95,0										
Serie	95,0										
Sum	190,0										

<p>Series 3</p> 	<p>1: 9,6 ↓ 2: 9,7 → 3: 8,5 ↘ 4: 10,0 ↘ 5: 9,4 ↘ 6: 10,5* ↘ 7: 10,6* ← 8: 9,6 ← 9: 10,5* ↓ 10: 9,9 ↗</p> <table border="1" style="width:100%; border-collapse: collapse;"> <tr><td>Serie</td><td style="text-align: right;">93,0</td></tr> <tr><td>Sum</td><td style="text-align: right;">283,0</td></tr> </table>	Serie	93,0	Sum	283,0	<p>Series 4</p> 	<p>1: 10,2* ↓ 2: 9,1 ← 3: 10,2* ↘ 4: 10,2* ← 5: 10,0 → 6: 10,6* ↑ 7: 10,0 ↗ 8: 10,1 ↗ 9: 10,7* ← 10: 9,7 →</p> <table border="1" style="width:100%; border-collapse: collapse;"> <tr><td>Serie</td><td style="text-align: right;">98,0</td></tr> <tr><td>Sum</td><td style="text-align: right;">381,0</td></tr> </table>	Serie	98,0	Sum	381,0
Serie	93,0										
Sum	283,0										
Serie	98,0										
Sum	381,0										

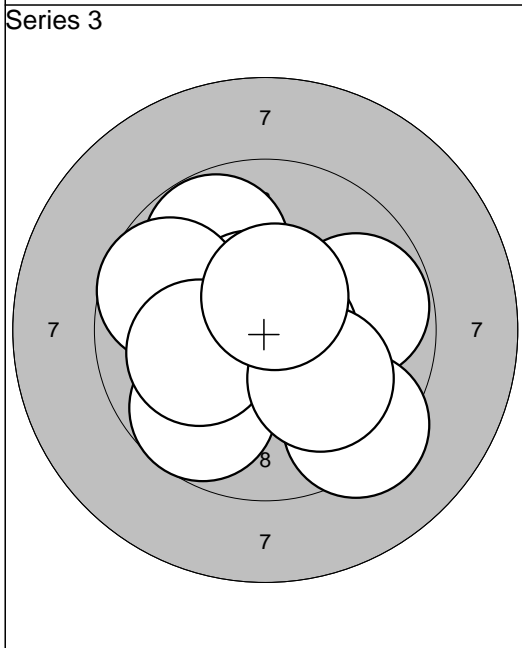
<p>Series 5</p> 	<p>1: 10,1 ↘ 2: 10,2* ↗ 3: 10,5* ↗ 4: 10,3* ← 5: 10,1 ↘ 6: 10,2* ↘ 7: 10,4* ↘ 8: 10,1 ↘ 9: 10,3* → 10: 10,0 ↘</p> <table border="1" style="width:100%; border-collapse: collapse;"> <tr><td>Serie</td><td style="text-align: right;">100,0</td></tr> <tr><td>Sum</td><td style="text-align: right;">481,0</td></tr> </table>	Serie	100,0	Sum	481,0	<p>Series 6</p> 	<p>1: 10,3* ↖ 2: 10,5* ↘ 3: 9,4 ↓ 4: 9,8 ↗ 5: 9,4 ↘ 6: 10,3* → 7: 10,1 ← 8: 10,1 → 9: 9,4 → 10: 9,6 ↓</p> <table border="1" style="width:100%; border-collapse: collapse;"> <tr><td>Serie</td><td style="text-align: right;">95,0</td></tr> <tr><td>Sum</td><td style="text-align: right;">576,0</td></tr> </table>	Serie	95,0	Sum	576,0
Serie	100,0										
Sum	481,0										
Serie	95,0										
Sum	576,0										



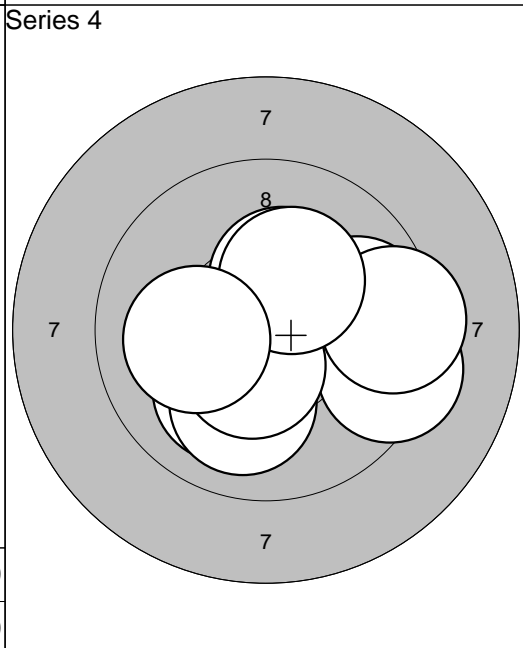
1: 10,0	↗
2: 9,8	↘
3: 8,0	←
4: 9,9	↗
5: 10,0	↑
6: 9,2	→
7: 10,1	→
8: 10,2*	↘
9: 10,4*	↑
10: 10,8*	↘
Serie	95,0
Sum	95,0



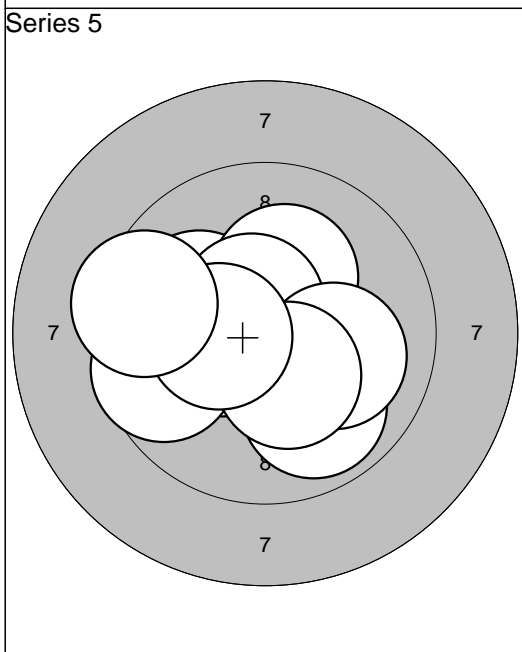
1: 9,8	↗
2: 10,0	↗
3: 9,8	↘
4: 10,3*	←
5: 10,9*	→
6: 8,5	↘
7: 10,4*	↑
8: 9,4	↑
9: 10,2*	←
10: 10,2*	→
Serie	95,0
Sum	190,0



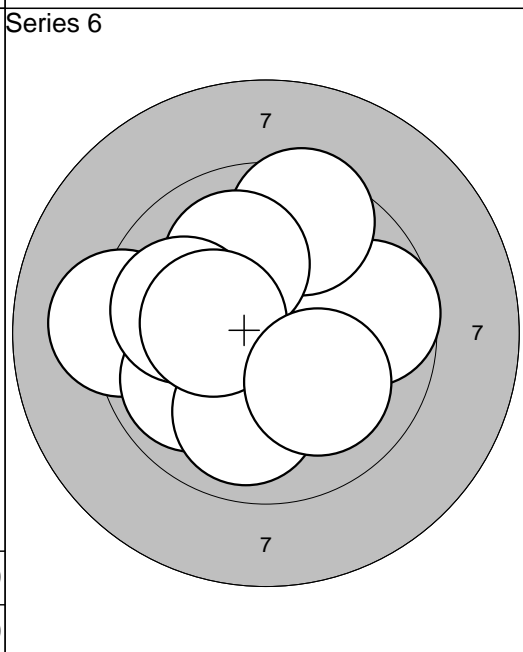
1: 9,8	→
2: 9,8	↗
3: 10,6*	↗
4: 10,7*	→
5: 9,7	↖
6: 9,3	↘
7: 9,7	↘
8: 10,1	←
9: 10,1	↘
10: 10,5*	↑
Serie	95,0
Sum	285,0



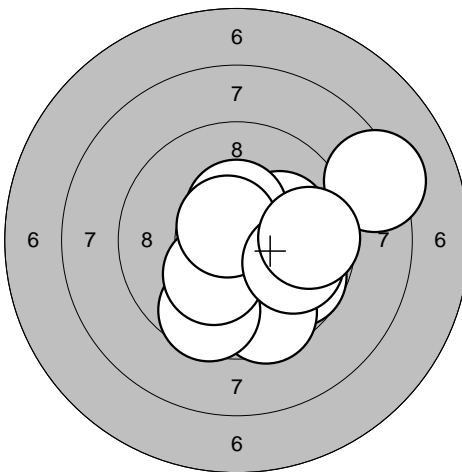
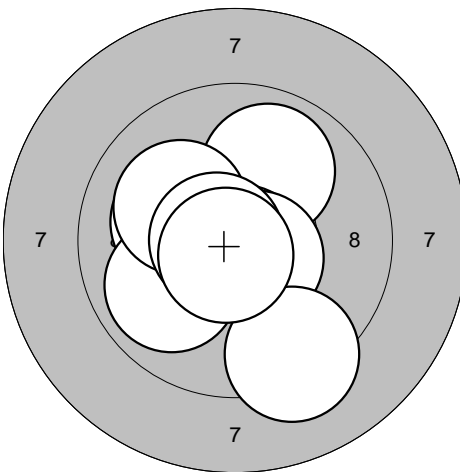
1: 9,8	→
2: 10,5*	↑
3: 10,3*	↑
4: 10,1	↘
5: 10,0	↘
6: 9,3	→
7: 10,5*	↘
8: 9,4	→
9: 10,3*	↗
10: 10,1	←
Serie	97,0
Sum	382,0

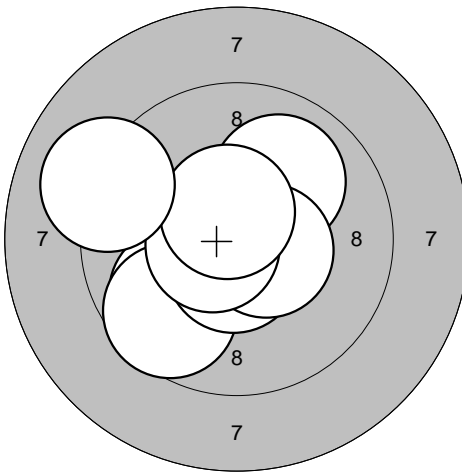
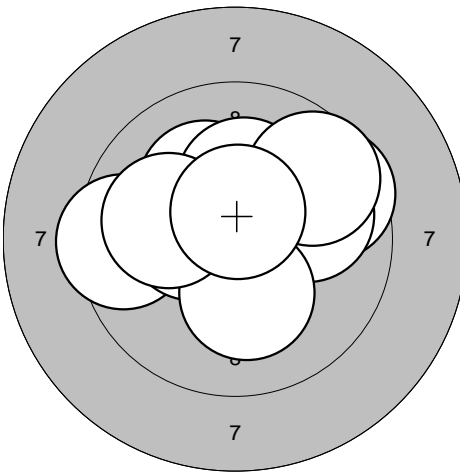


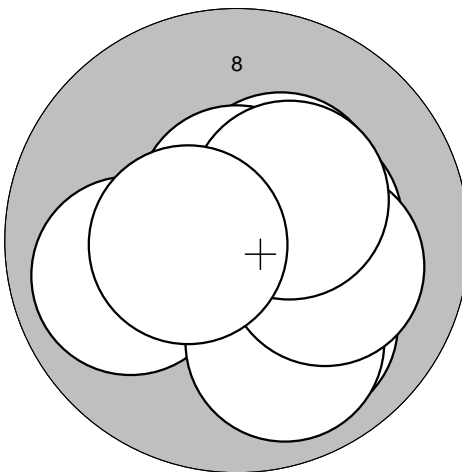
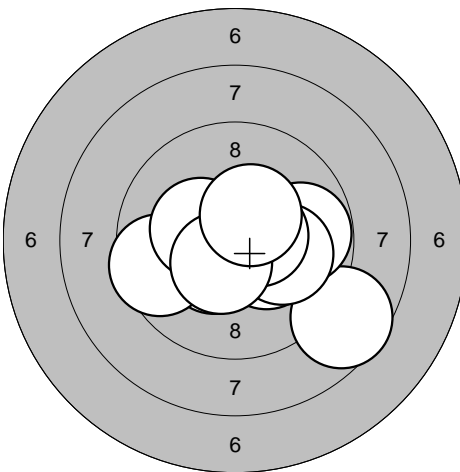
1: 10,1	←
2: 9,9	↘
3: 10,2*	↗
4: 10,6*	↗
5: 10,4*	←
6: 10,0	→
7: 9,6	←
8: 10,4*	↘
9: 10,4*	←
10: 9,4	←
Serie	97,0
Sum	479,0

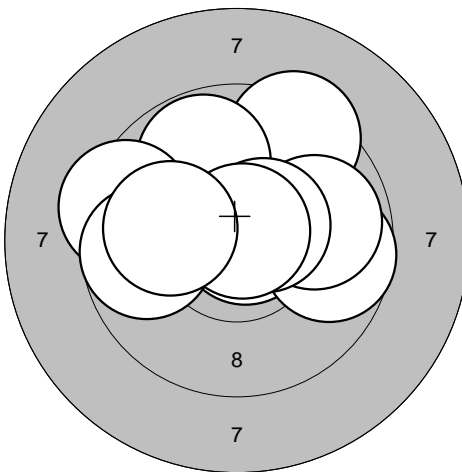
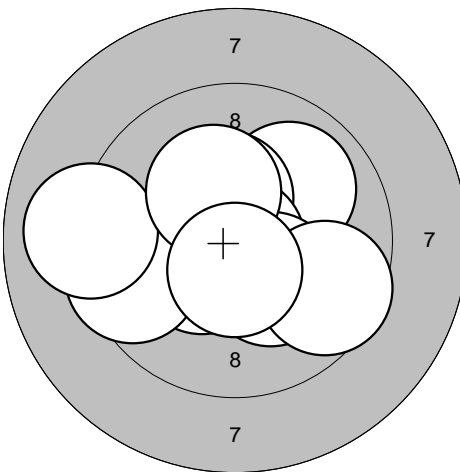


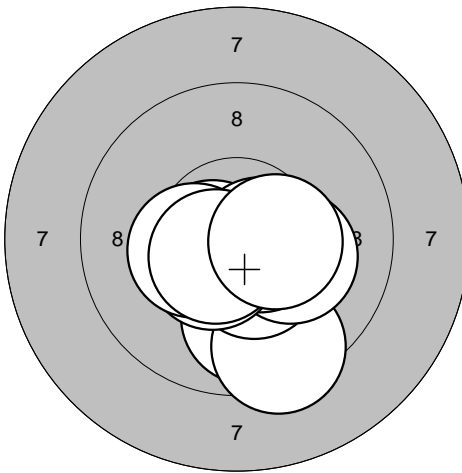
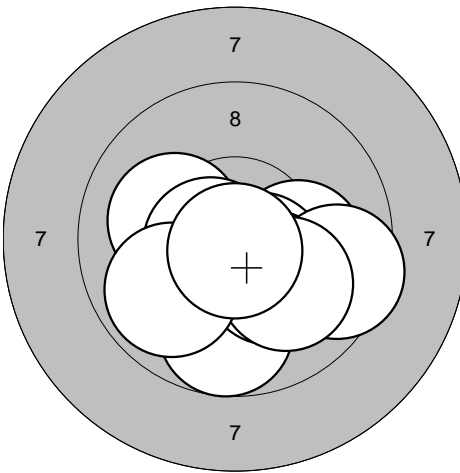
1: 9,2	←
2: 10,5*	↘
3: 9,7	→
4: 9,5	↑
5: 9,9	↖
6: 10,1	↑
7: 10,0	↘
8: 9,9	←
9: 10,3*	←
10: 10,1	↘
Serie	95,0
Sum	574,0

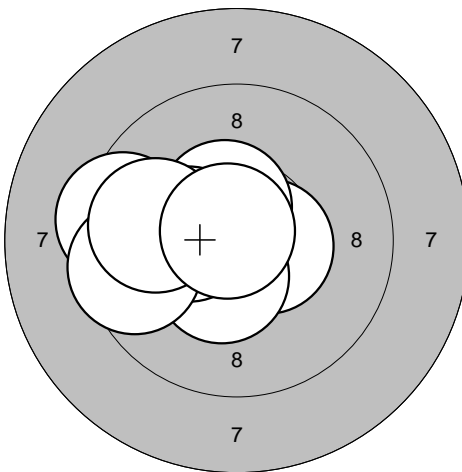
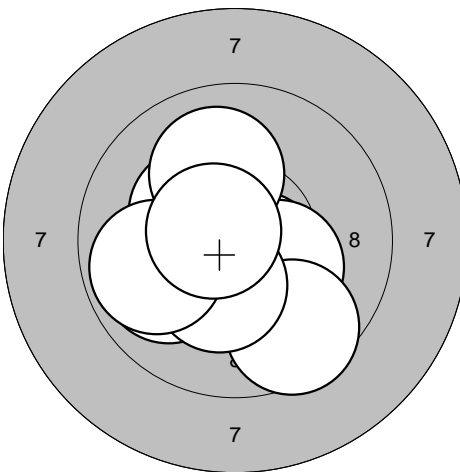
<p>Series 1</p> 	<p>1: 10,1 →</p> <p>2: 9,7 ↘</p> <p>3: 9,6 ↓</p> <p>4: 9,6 ↓</p> <p>5: 10,3* ↓</p> <p>6: 10,4* ↑</p> <p>7: 10,7* ↗</p> <p>8: 8,3 →</p> <p>9: 9,9 ↘</p> <p>10: 9,7 →</p>	<p>Series 2</p> 	<p>1: 10,5* ↖</p> <p>2: 10,2* ←</p> <p>3: 9,9 ↗</p> <p>4: 10,8* ↓</p> <p>5: 10,6* ↘</p> <p>6: 9,9 ↖</p> <p>7: 10,1 ↖</p> <p>8: 10,7* ←</p> <p>9: 9,2 ↓</p> <p>10: 10,7* ↘</p>
Serie 93,0		Serie 97,0	
Sum 93,0		Sum 190,0	

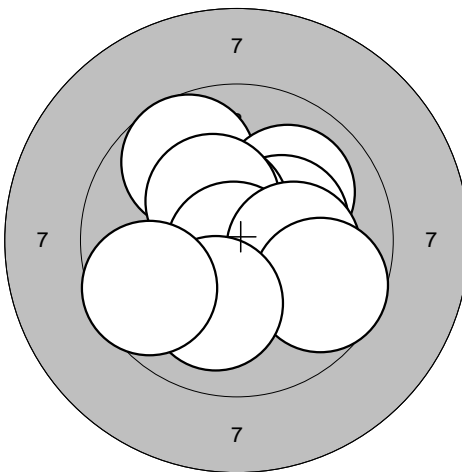
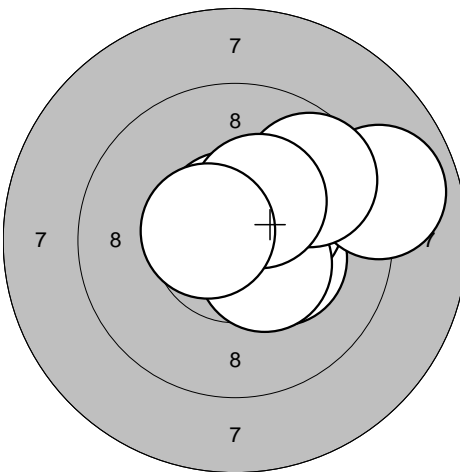
<p>Series 3</p> 	<p>1: 9,9 ↖</p> <p>2: 9,7 ↖</p> <p>3: 10,6* ↓</p> <p>4: 10,9* →</p> <p>5: 10,9* ↗</p> <p>6: 10,0 ↗</p> <p>7: 10,5* →</p> <p>8: 10,6* ←</p> <p>9: 10,6* ↗</p> <p>10: 9,1 ↖</p>	<p>Series 4</p> 	<p>1: 9,6 →</p> <p>2: 10,2* ↗</p> <p>3: 9,5 ←</p> <p>4: 10,4* ←</p> <p>5: 10,2* ↑</p> <p>6: 9,9 →</p> <p>7: 10,2* ↓</p> <p>8: 10,0 ←</p> <p>9: 9,6 ↗</p> <p>10: 10,6* ↑</p>
Serie 97,0		Serie 96,0	
Sum 287,0		Sum 383,0	

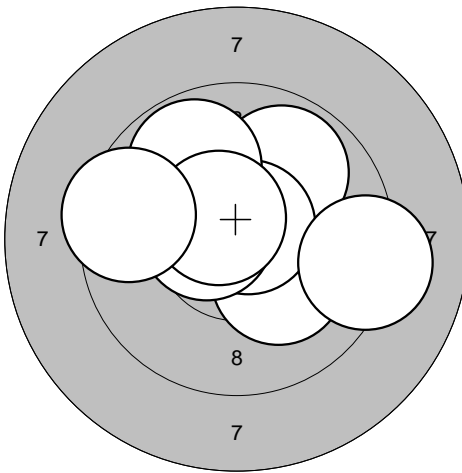
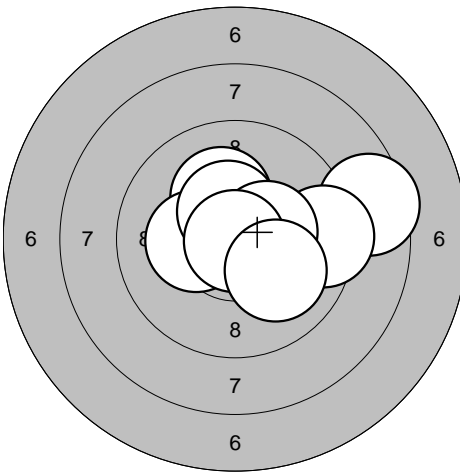
<p>Series 5</p> 	<p>1: 9,9 ←</p> <p>2: 10,3* ↗</p> <p>3: 10,3* →</p> <p>4: 10,6* ↑</p> <p>5: 10,6* ↘</p> <p>6: 10,0 ↓</p> <p>7: 9,9 ↓</p> <p>8: 10,1 →</p> <p>9: 10,4* ↗</p> <p>10: 10,5* ←</p>	<p>Series 6</p> 	<p>1: 8,6 ↘</p> <p>2: 10,4* ↖</p> <p>3: 10,3* ↘</p> <p>4: 9,5 ←</p> <p>5: 9,8 →</p> <p>6: 10,3* ←</p> <p>7: 10,1 →</p> <p>8: 10,5* →</p> <p>9: 10,5* ↘</p> <p>10: 10,4* ↗</p>
Serie 98,0		Serie 96,0	
Sum 481,0		Sum 577,0	

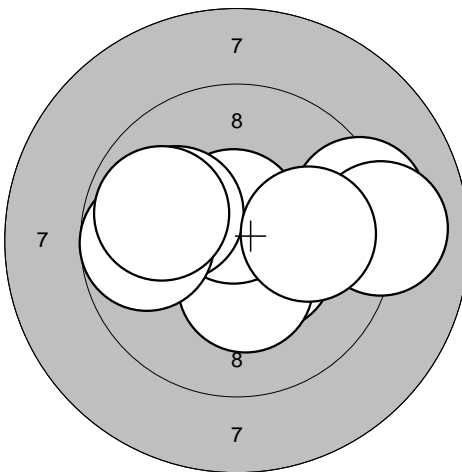
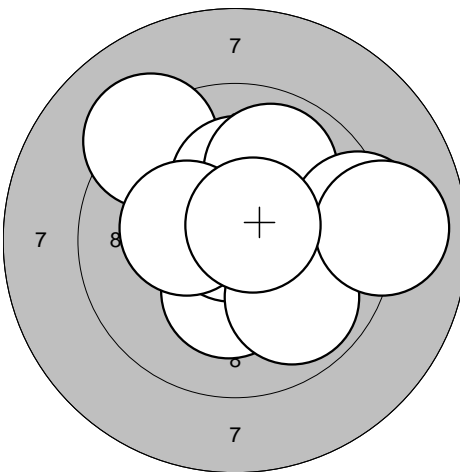
<p>Series 1</p> 	<p>1: 10,8* →</p> <p>2: 9,4 ↗</p> <p>3: 9,8 ↗</p> <p>4: 9,7 →</p> <p>5: 9,9 →</p> <p>6: 9,4 ←</p> <p>7: 10,5* →</p> <p>8: 9,7 ←</p> <p>9: 10,8* ↗</p> <p>10: 10,1 ←</p>	<p>Series 2</p> 	<p>1: 10,0 ↗</p> <p>2: 10,4* ↑</p> <p>3: 10,4* ↙</p> <p>4: 10,9* ↘</p> <p>5: 9,5 ←</p> <p>6: 10,2* ↘</p> <p>7: 9,0 ←</p> <p>8: 9,6 ↘</p> <p>9: 10,3* ↗</p> <p>10: 10,5* ↓</p>
Serie 94,0	Serie 97,0	Serie 97,0	Serie 97,0
Sum 94,0	Sum 191,0	Sum 191,0	Sum 191,0

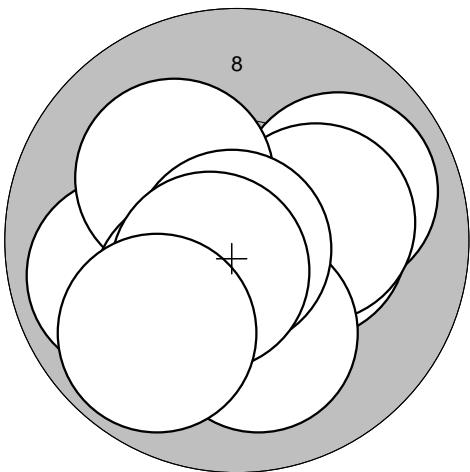
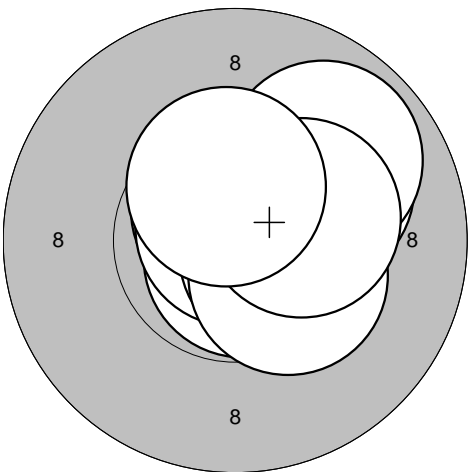
<p>Series 3</p> 	<p>1: 9,9 ↓</p> <p>2: 9,4 ↓</p> <p>3: 10,6* ←</p> <p>4: 10,5* ↓</p> <p>5: 10,2* →</p> <p>6: 10,6* →</p> <p>7: 10,5* ↙</p> <p>8: 10,4* ←</p> <p>9: 10,6* ↙</p> <p>10: 10,4* →</p>	<p>Series 4</p> 	<p>1: 10,1 ←</p> <p>2: 10,1 →</p> <p>3: 10,5* ↘</p> <p>4: 9,8 ↓</p> <p>5: 10,3* ↘</p> <p>6: 10,6* ←</p> <p>7: 9,5 →</p> <p>8: 10,0 ↘</p> <p>9: 9,9 ↙</p> <p>10: 10,8* ↓</p>
Serie 98,0	Serie 97,0	Serie 97,0	Serie 97,0
Sum 289,0	Sum 386,0	Sum 386,0	Sum 386,0

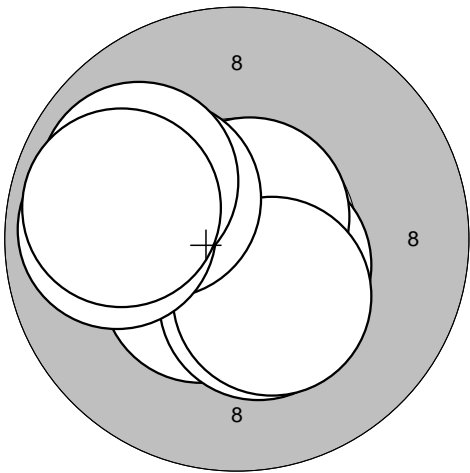
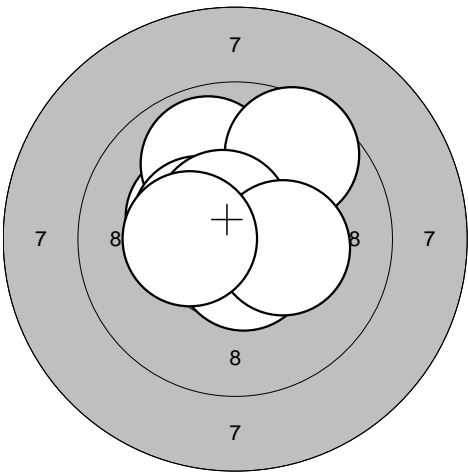
<p>Series 5</p> 	<p>1: 10,8* ↗</p> <p>2: 10,5* ↙</p> <p>3: 10,6* →</p> <p>4: 10,4* ↘</p> <p>5: 10,5* ↗</p> <p>6: 10,3* ←</p> <p>7: 9,4 ←</p> <p>8: 9,6 ←</p> <p>9: 9,9 ←</p> <p>10: 10,8* ↗</p>	<p>Series 6</p> 	<p>1: 10,6* ↘</p> <p>2: 10,3* ←</p> <p>3: 9,9 ↙</p> <p>4: 10,3* ↘</p> <p>5: 9,6 ↘</p> <p>6: 10,3* ↗</p> <p>7: 10,0 ↑</p> <p>8: 10,3* ↘</p> <p>9: 9,8 ↙</p> <p>10: 10,6* ↙</p>
Serie 97,0	Serie 97,0	Serie 97,0	Serie 97,0
Sum 483,0	Sum 580,0	Sum 580,0	Sum 580,0

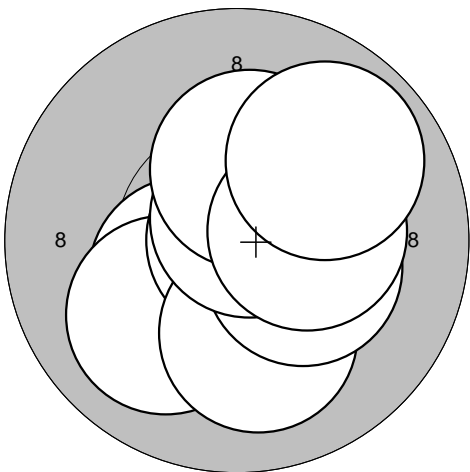
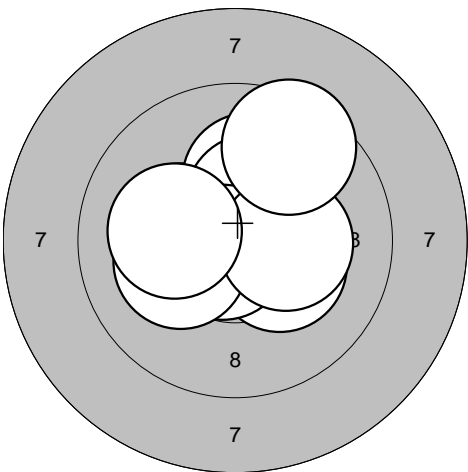
<p>Series 1</p> 	<p>1: 9,7 ↖</p> <p>2: 10,0 ↗</p> <p>3: 10,3* →</p> <p>4: 10,5* ↖</p> <p>5: 10,3* ↖</p> <p>6: 10,8* ↓</p> <p>7: 10,2* →</p> <p>8: 9,7 →</p> <p>9: 10,1 ↓</p> <p>10: 9,6 ↙</p>	<p>Series 2</p> 	<p>1: 10,3* →</p> <p>2: 10,8* ↖</p> <p>3: 10,3* →</p> <p>4: 10,7* ↖</p> <p>5: 10,6* →</p> <p>6: 10,5* ↓</p> <p>7: 8,9 →</p> <p>8: 9,7 ↗</p> <p>9: 10,3* ↗</p> <p>10: 10,6* ↙</p>
	Serie 97,0		Serie 97,0
	Sum 97,0		Sum 194,0

<p>Series 3</p> 	<p>1: 10,4* ↖</p> <p>2: 10,4* ↖</p> <p>3: 9,9 ↗</p> <p>4: 10,2* ↓</p> <p>5: 10,7* ↗</p> <p>6: 10,5* ←</p> <p>7: 9,2 →</p> <p>8: 9,8 ↗</p> <p>9: 10,6* ↗</p> <p>10: 9,5 ←</p>	<p>Series 4</p> 	<p>1: 8,5 →</p> <p>2: 10,7* ←</p> <p>3: 10,2* ↖</p> <p>4: 9,4 →</p> <p>5: 10,9* ↓</p> <p>6: 10,3* ←</p> <p>7: 10,4* ↖</p> <p>8: 10,4* →</p> <p>9: 10,9* ↓</p> <p>10: 10,0 ↓</p>
	Serie 96,0		Serie 97,0
	Sum 290,0		Sum 387,0

<p>Series 5</p> 	<p>1: 9,2 →</p> <p>2: 10,7* ↓</p> <p>3: 10,5* ↓</p> <p>4: 10,3* ↓</p> <p>5: 10,6* ↖</p> <p>6: 9,0 →</p> <p>7: 10,1 ↖</p> <p>8: 9,8 ←</p> <p>9: 10,0 →</p> <p>10: 9,9 ↙</p>	<p>Series 6</p> 	<p>1: 9,2 ↖</p> <p>2: 10,2* ↖</p> <p>3: 9,9 ↗</p> <p>4: 10,2* ↓</p> <p>5: 10,9* ↖</p> <p>6: 9,3 →</p> <p>7: 9,9 ↓</p> <p>8: 9,0 →</p> <p>9: 10,3* ←</p> <p>10: 10,6* ↗</p>
	Serie 96,0		Serie 95,0
	Sum 483,0		Sum 578,0

<p>Series 1</p> 	<p>1: 9,9 →</p> <p>2: 10,3* →</p> <p>3: 9,9 ←</p> <p>4: 10,2* →</p> <p>5: 10,2* ↗</p> <p>6: 10,3* ↘</p> <p>7: 10,1 ↓</p> <p>8: 10,9* ↘</p> <p>9: 10,6* ↘</p> <p>10: 9,8 ↘</p> <table border="1" style="width:100%; border-collapse: collapse;"> <tr> <td style="text-align: right;">Serie</td> <td style="text-align: right;">97,0</td> </tr> <tr> <td style="text-align: right;">Sum</td> <td style="text-align: right;">97,0</td> </tr> </table>	Serie	97,0	Sum	97,0	<p>Series 2</p> 	<p>1: 10,8* →</p> <p>2: 10,7* ↑</p> <p>3: 10,8* ↓</p> <p>4: 10,8* ↑</p> <p>5: 10,5* →</p> <p>6: 10,4* ↘</p> <p>7: 10,1 ↗</p> <p>8: 9,9 ↗</p> <p>9: 10,3* →</p> <p>10: 10,4* ↑</p> <table border="1" style="width:100%; border-collapse: collapse;"> <tr> <td style="text-align: right;">Serie</td> <td style="text-align: right;">99,0</td> </tr> <tr> <td style="text-align: right;">Sum</td> <td style="text-align: right;">196,0</td> </tr> </table>	Serie	99,0	Sum	196,0
Serie	97,0										
Sum	97,0										
Serie	99,0										
Sum	196,0										

<p>Series 3</p> 	<p>1: 10,6* ↓</p> <p>2: 10,4* ↘</p> <p>3: 10,5* ↘</p> <p>4: 10,7* ↗</p> <p>5: 10,3* ↘</p> <p>6: 10,3* ↘</p> <p>7: 10,2* ↗</p> <p>8: 9,8 ←</p> <p>9: 9,9 ↗</p> <p>10: 9,9 ←</p> <table border="1" style="width:100%; border-collapse: collapse;"> <tr> <td style="text-align: right;">Serie</td> <td style="text-align: right;">97,0</td> </tr> <tr> <td style="text-align: right;">Sum</td> <td style="text-align: right;">293,0</td> </tr> </table>	Serie	97,0	Sum	293,0	<p>Series 4</p> 	<p>1: 10,3* ↖</p> <p>2: 10,6* ↖</p> <p>3: 10,7* ↗</p> <p>4: 9,9 ↑</p> <p>5: 10,4* ↖</p> <p>6: 9,6 ↗</p> <p>7: 10,6* ↓</p> <p>8: 10,6* ↗</p> <p>9: 10,3* →</p> <p>10: 10,4* ←</p> <table border="1" style="width:100%; border-collapse: collapse;"> <tr> <td style="text-align: right;">Serie</td> <td style="text-align: right;">98,0</td> </tr> <tr> <td style="text-align: right;">Sum</td> <td style="text-align: right;">391,0</td> </tr> </table>	Serie	98,0	Sum	391,0
Serie	97,0										
Sum	293,0										
Serie	98,0										
Sum	391,0										

<p>Series 5</p> 	<p>1: 10,4* ↖</p> <p>2: 10,0 ↘</p> <p>3: 10,9* →</p> <p>4: 10,1 ↓</p> <p>5: 10,5* ↗</p> <p>6: 10,3* →</p> <p>7: 10,7* ↗</p> <p>8: 10,3* ↑</p> <p>9: 10,3* →</p> <p>10: 9,9 ↗</p> <table border="1" style="width:100%; border-collapse: collapse;"> <tr> <td style="text-align: right;">Serie</td> <td style="text-align: right;">99,0</td> </tr> <tr> <td style="text-align: right;">Sum</td> <td style="text-align: right;">490,0</td> </tr> </table>	Serie	99,0	Sum	490,0	<p>Series 6</p> 	<p>1: 10,5* ↗</p> <p>2: 10,2* ←</p> <p>3: 10,1 ↑</p> <p>4: 10,4* ↗</p> <p>5: 10,3* →</p> <p>6: 10,7* ↘</p> <p>7: 10,2* ←</p> <p>8: 10,3* →</p> <p>9: 9,5 ↗</p> <p>10: 10,1 ←</p> <table border="1" style="width:100%; border-collapse: collapse;"> <tr> <td style="text-align: right;">Serie</td> <td style="text-align: right;">99,0</td> </tr> <tr> <td style="text-align: right;">Sum</td> <td style="text-align: right;">589,0</td> </tr> </table>	Serie	99,0	Sum	589,0
Serie	99,0										
Sum	490,0										
Serie	99,0										
Sum	589,0										

**Series 1**

1: 9,9	↗
2: 10,3*	↖
3: 9,2	↖
4: 10,9*	↖
5: 10,2*	↗
6: 10,7*	↗
7: 9,4	↗
8: 10,4*	↖
9: 10,0	↖
10: 10,5*	↖
Serie 97,0	
Sum 97,0	

**Series 2**

1: 10,1	↘
2: 10,1	↗
3: 10,5*	↗
4: 10,0	↗
5: 9,4	↘
6: 9,4	↖
7: 9,7	↗
8: 9,7	↖
9: 10,8*	↘
10: 10,5*	↗
Serie 96,0	
Sum 193,0	

**Series 3**

1: 10,2*	↖
2: 9,9	↗
3: 10,7*	↘
4: 10,5*	↘
5: 9,7	↘
6: 10,6*	↘
7: 9,6	↗
8: 10,7*	↖
9: 10,6*	↗
10: 10,7*	↘
Serie 97,0	
Sum 290,0	

**Series 4**

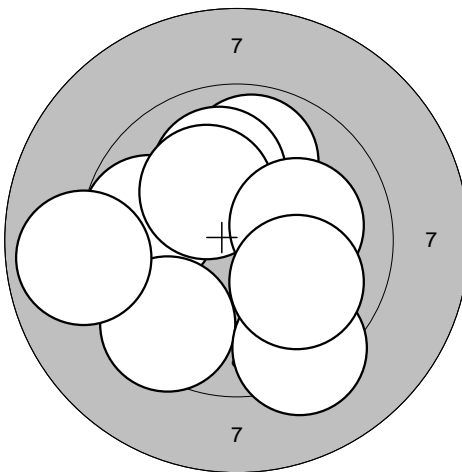
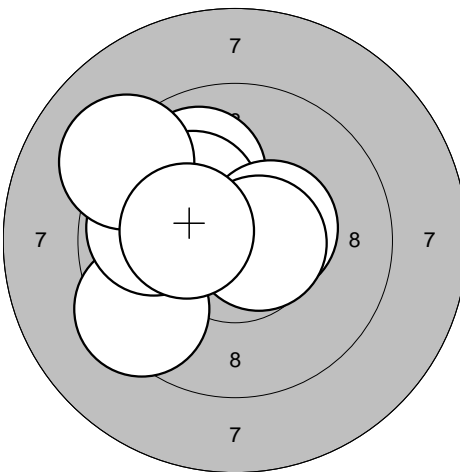
1: 10,0	↘
2: 10,2*	↗
3: 10,0	↖
4: 9,8	↖
5: 10,2*	↗
6: 10,4*	↗
7: 10,3*	↗
8: 10,2*	↘
9: 9,6	↖
10: 10,7*	↘
Serie 98,0	
Sum 388,0	

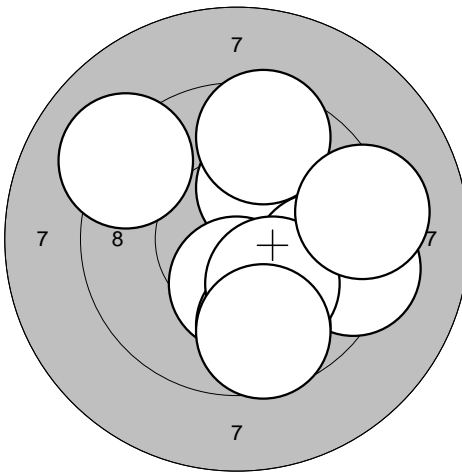
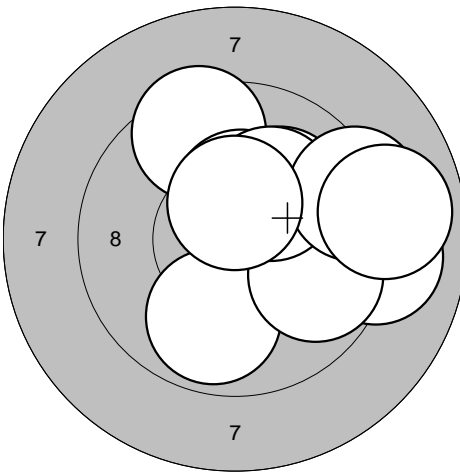
**Series 5**

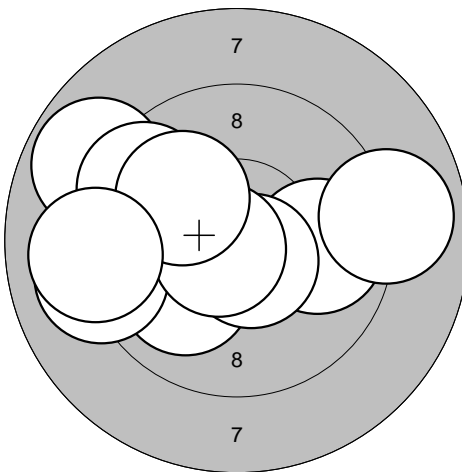
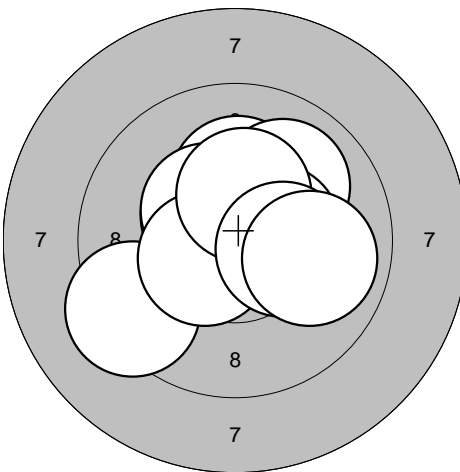
1: 10,7*	↘
2: 10,8*	↗
3: 10,0	↘
4: 9,0	↗
5: 10,4*	↘
6: 10,8*	↘
7: 9,8	↗
8: 10,8*	↗
9: 10,2*	↖
10: 10,0	↘
Serie 98,0	
Sum 486,0	

**Series 6**

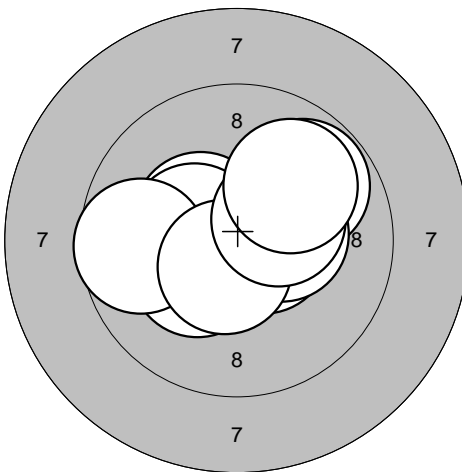
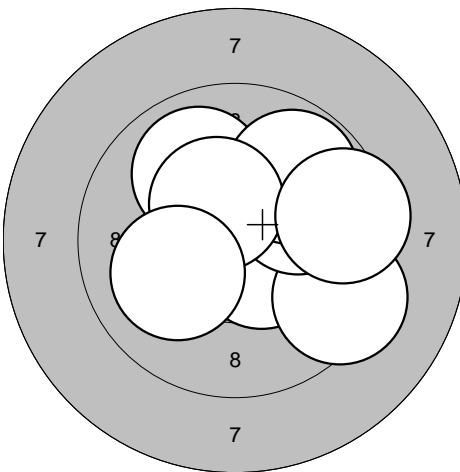
1: 10,7*	↘
2: 10,3*	↗
3: 9,7	↗
4: 10,7*	↘
5: 10,7*	↗
6: 9,8	↘
7: 10,7*	↗
8: 10,3*	↘
9: 9,8	↖
10: 10,1	↗
Serie 97,0	
Sum 583,0	

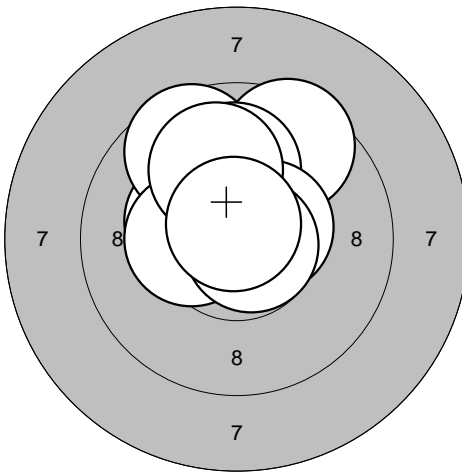
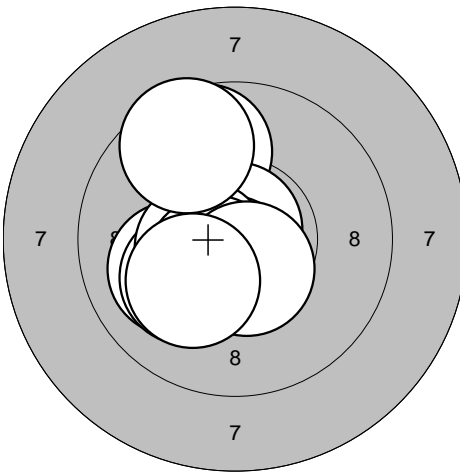
<p>Series 1</p> 	<p>1: 9,8 ←</p> <p>2: 10,1 ↑</p> <p>3: 9,5 ↘</p> <p>4: 9,3 ↘</p> <p>5: 8,9 ←</p> <p>6: 9,9 ↑</p> <p>7: 10,0 ↑</p> <p>8: 10,2* ↑</p> <p>9: 10,1 →</p> <p>10: 10,0 ↘</p> <table border="1" style="width:100%; border-collapse: collapse;"> <tr><td>Serie</td><td style="text-align: right;">94,0</td></tr> <tr><td>Sum</td><td style="text-align: right;">94,0</td></tr> </table>	Serie	94,0	Sum	94,0	<p>Series 2</p> 	<p>1: 10,2* ↖</p> <p>2: 10,1 ←</p> <p>3: 9,4 ↘</p> <p>4: 9,9 ↗</p> <p>5: 9,9 ←</p> <p>6: 10,1 ↗</p> <p>7: 9,2 ↗</p> <p>8: 10,5* →</p> <p>9: 10,6* →</p> <p>10: 10,3* ←</p> <table border="1" style="width:100%; border-collapse: collapse;"> <tr><td>Serie</td><td style="text-align: right;">96,0</td></tr> <tr><td>Sum</td><td style="text-align: right;">190,0</td></tr> </table>	Serie	96,0	Sum	190,0
Serie	94,0										
Sum	94,0										
Serie	96,0										
Sum	190,0										

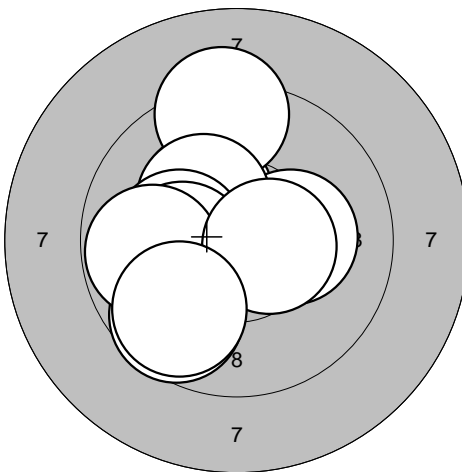
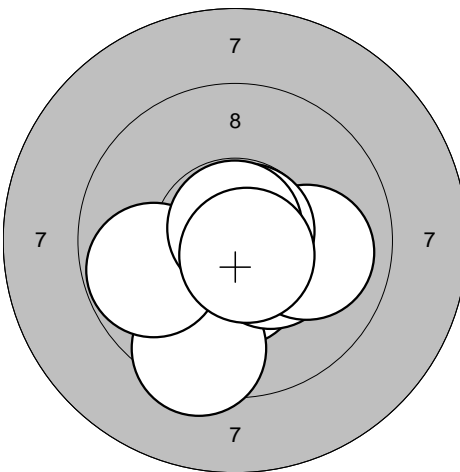
<p>Series 3</p> 	<p>1: 10,2* ↗</p> <p>2: 9,5 ↑</p> <p>3: 9,8 →</p> <p>4: 10,3* ↓</p> <p>5: 9,3 →</p> <p>6: 9,7 ↘</p> <p>7: 10,2* ↘</p> <p>8: 9,2 ↗</p> <p>9: 9,2 →</p> <p>10: 9,7 ↓</p> <table border="1" style="width:100%; border-collapse: collapse;"> <tr><td>Serie</td><td style="text-align: right;">93,0</td></tr> <tr><td>Sum</td><td style="text-align: right;">283,0</td></tr> </table>	Serie	93,0	Sum	283,0	<p>Series 4</p> 	<p>1: 9,5 ↑</p> <p>2: 10,1 ↗</p> <p>3: 9,0 →</p> <p>4: 9,9 ↓</p> <p>5: 10,4* ↑</p> <p>6: 9,8 →</p> <p>7: 10,2* ↗</p> <p>8: 9,2 →</p> <p>9: 10,5* ↑</p> <p>10: 8,9 →</p> <table border="1" style="width:100%; border-collapse: collapse;"> <tr><td>Serie</td><td style="text-align: right;">93,0</td></tr> <tr><td>Sum</td><td style="text-align: right;">376,0</td></tr> </table>	Serie	93,0	Sum	376,0
Serie	93,0										
Sum	283,0										
Serie	93,0										
Sum	376,0										

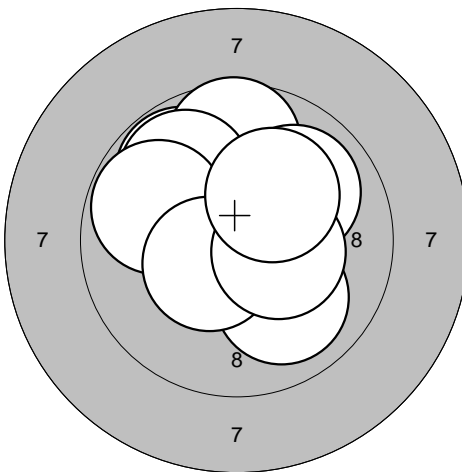
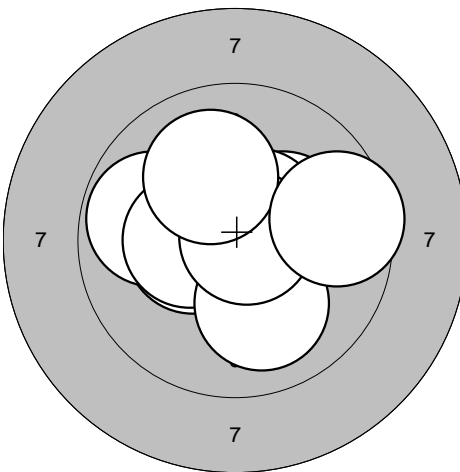
<p>Series 5</p> 	<p>1: 9,9 →</p> <p>2: 8,9 →</p> <p>3: 10,0 ↘</p> <p>4: 9,1 ←</p> <p>5: 10,6* ↘</p> <p>6: 8,9 ↗</p> <p>7: 9,5 ↗</p> <p>8: 10,7* ←</p> <p>9: 10,0 ↗</p> <p>10: 9,1 ←</p> <table border="1" style="width:100%; border-collapse: collapse;"> <tr><td>Serie</td><td style="text-align: right;">92,0</td></tr> <tr><td>Sum</td><td style="text-align: right;">468,0</td></tr> </table>	Serie	92,0	Sum	468,0	<p>Series 6</p> 	<p>1: 10,5* ↖</p> <p>2: 10,2* ↑</p> <p>3: 9,3 ↘</p> <p>4: 10,0 ↗</p> <p>5: 10,4* ↖</p> <p>6: 10,4* →</p> <p>7: 10,5* ↖</p> <p>8: 10,3* ↑</p> <p>9: 10,3* →</p> <p>10: 9,9 →</p> <table border="1" style="width:100%; border-collapse: collapse;"> <tr><td>Serie</td><td style="text-align: right;">98,0</td></tr> <tr><td>Sum</td><td style="text-align: right;">566,0</td></tr> </table>	Serie	98,0	Sum	566,0
Serie	92,0										
Sum	468,0										
Serie	98,0										
Sum	566,0										

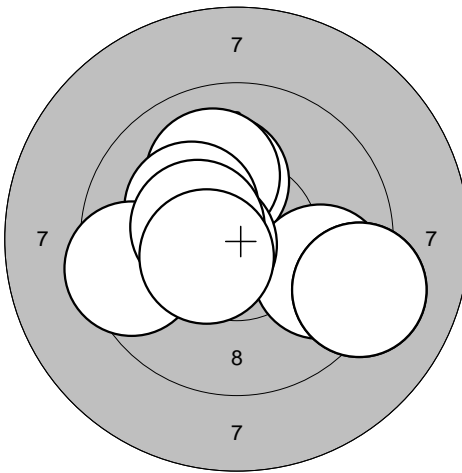
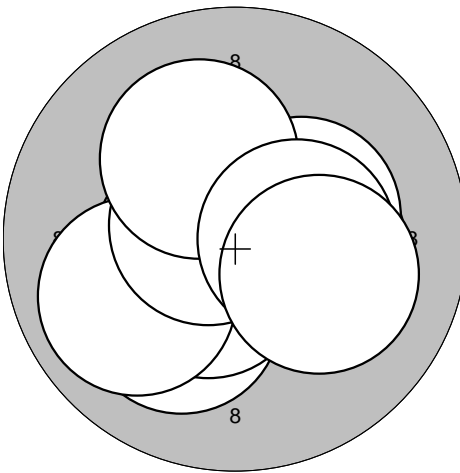


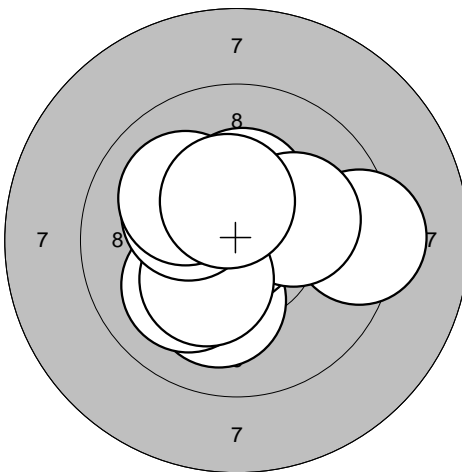
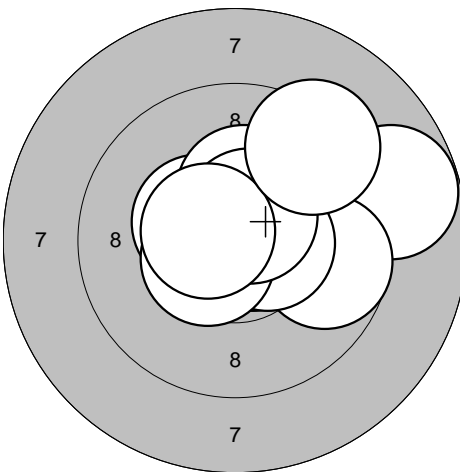
<p>Series 1</p> 	<p>1: 10,3* ↙                  2: 10,4* ↖                  3: 9,8 ↗                  4: 10,6* →                  5: 10,3* →                  6: 10,4* ←                  7: 9,7 ←                  8: 10,6* ↓                  9: 10,3* →                  10: 9,9 ↗</p> <table border="1" style="width:100%; border-collapse: collapse;"> <tr><td>Serie</td><td style="text-align: right;">97,0</td></tr> <tr><td>Sum</td><td style="text-align: right;">97,0</td></tr> </table>	Serie	97,0	Sum	97,0	<p>Series 2</p>  <p>1: 10,3* →                  2: 10,5* ↘                  3: 10,2* ↗                  4: 9,9 ↗                  5: 9,3 ↘                  6: 10,0 ↗                  7: 9,8 ↗                  8: 10,4* ↗                  9: 9,5 →                  10: 10,1 ↙</p> <table border="1" style="width:100%; border-collapse: collapse;"> <tr><td>Serie</td><td style="text-align: right;">96,0</td></tr> <tr><td>Sum</td><td style="text-align: right;">193,0</td></tr> </table>	Serie	96,0	Sum	193,0
Serie	97,0									
Sum	97,0									
Serie	96,0									
Sum	193,0									

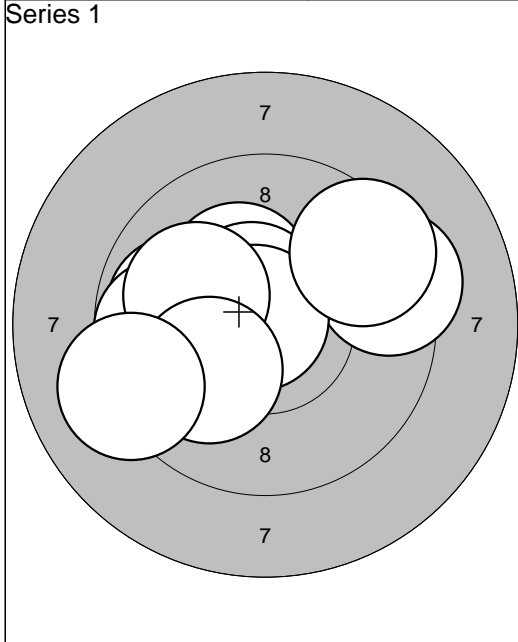
<p>Series 3</p> 	<p>1: 10,4* ↖                  2: 10,3* ↖                  3: 9,5 ↗                  4: 9,6 ↗                  5: 10,0 ↑                  6: 10,3* ←                  7: 10,5* →                  8: 10,7* →                  9: 10,0 ↑                  10: 10,7* ↑</p> <table border="1" style="width:100%; border-collapse: collapse;"> <tr><td>Serie</td><td style="text-align: right;">98,0</td></tr> <tr><td>Sum</td><td style="text-align: right;">291,0</td></tr> </table>	Serie	98,0	Sum	291,0	<p>Series 4</p>  <p>1: 9,7 ↗                  2: 10,8* ↑                  3: 10,6* ↓                  4: 10,0 ↙                  5: 10,1 ↙                  6: 10,5* ←                  7: 10,5* ↙                  8: 10,5* ↓                  9: 9,5 ↗                  10: 10,2* ↙</p> <table border="1" style="width:100%; border-collapse: collapse;"> <tr><td>Serie</td><td style="text-align: right;">98,0</td></tr> <tr><td>Sum</td><td style="text-align: right;">389,0</td></tr> </table>	Serie	98,0	Sum	389,0
Serie	98,0									
Sum	291,0									
Serie	98,0									
Sum	389,0									

<p>Series 5</p> 	<p>1: 10,3* ↖                  2: 9,3 ↑                  3: 10,2* →                  4: 9,6 ↙                  5: 10,3* ↗                  6: 10,2* ←                  7: 10,2* ←                  8: 9,8 ←                  9: 10,5* →                  10: 9,8 ↙</p> <table border="1" style="width:100%; border-collapse: collapse;"> <tr><td>Serie</td><td style="text-align: right;">96,0</td></tr> <tr><td>Sum</td><td style="text-align: right;">485,0</td></tr> </table>	Serie	96,0	Sum	485,0	<p>Series 6</p>  <p>1: 10,3* ↙                  2: 10,6* ↘                  3: 10,4* ↓                  4: 9,4 ↓                  5: 10,4* ↘                  6: 10,0 →                  7: 9,8 ←                  8: 10,7* ↗                  9: 10,8* ↑                  10: 10,7* ↘</p> <table border="1" style="width:100%; border-collapse: collapse;"> <tr><td>Serie</td><td style="text-align: right;">98,0</td></tr> <tr><td>Sum</td><td style="text-align: right;">583,0</td></tr> </table>	Serie	98,0	Sum	583,0
Serie	96,0									
Sum	485,0									
Serie	98,0									
Sum	583,0									

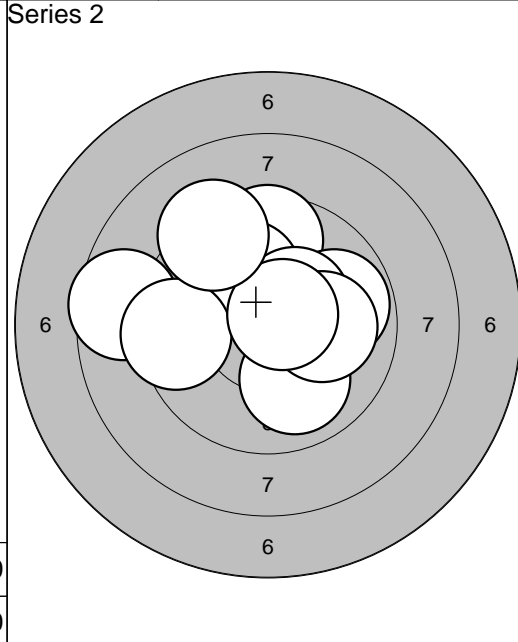
<p>Series 1</p> 	<p>1: 9,8 ↖ 2: 9,7 ↑ 3: 10,0 ↘ 4: 9,9 ↗ 5: 10,8* ↘ 6: 10,0 ↗ 7: 9,8 ↖ 8: 10,5* ↙ 9: 10,4* → 10: 10,2* ↗</p> <table border="1" style="width:100%; border-collapse: collapse;"> <tr><td>Serie</td><td style="text-align: right;">96,0</td></tr> <tr><td>Sum</td><td style="text-align: right;">96,0</td></tr> </table>	Serie	96,0	Sum	96,0	<p>Series 2</p> 	<p>1: 10,2* → 2: 10,5* ↗ 3: 10,4* ← 4: 9,8 ← 5: 10,9* ↗ 6: 10,4* ← 7: 10,0 ↘ 8: 10,8* → 9: 10,0 ↑ 10: 9,6 →</p> <table border="1" style="width:100%; border-collapse: collapse;"> <tr><td>Serie</td><td style="text-align: right;">98,0</td></tr> <tr><td>Sum</td><td style="text-align: right;">194,0</td></tr> </table>	Serie	98,0	Sum	194,0
Serie	96,0										
Sum	96,0										
Serie	98,0										
Sum	194,0										

<p>Series 3</p> 	<p>1: 10,2* ↑ 2: 10,0 ↑ 3: 9,8 → 4: 10,2* ↗ 5: 10,6* ← 6: 9,5 ← 7: 10,4* ↖ 8: 9,2 → 9: 10,5* ↙ 10: 9,2 →</p> <table border="1" style="width:100%; border-collapse: collapse;"> <tr><td>Serie</td><td style="text-align: right;">96,0</td></tr> <tr><td>Sum</td><td style="text-align: right;">290,0</td></tr> </table>	Serie	96,0	Sum	290,0	<p>Series 4</p> 	<p>1: 10,3* → 2: 10,1 ↘ 3: 10,6* ← 4: 10,5* ↘ 5: 10,3* → 6: 9,9 ← 7: 10,7* ↖ 8: 10,2* ↑ 9: 10,4* → 10: 10,1 →</p> <table border="1" style="width:100%; border-collapse: collapse;"> <tr><td>Serie</td><td style="text-align: right;">99,0</td></tr> <tr><td>Sum</td><td style="text-align: right;">389,0</td></tr> </table>	Serie	99,0	Sum	389,0
Serie	96,0										
Sum	290,0										
Serie	99,0										
Sum	389,0										

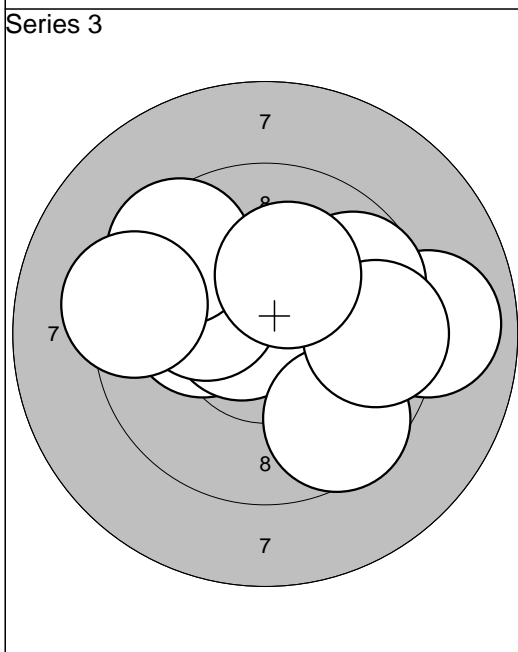
<p>Series 5</p> 	<p>1: 10,4* ↑ 2: 10,1 ↘ 3: 10,1 ↙ 4: 9,3 → 5: 10,9* ↗ 6: 10,2* → 7: 10,3* ↙ 8: 10,2* ↗ 9: 10,1 ↗ 10: 10,4* ↑</p> <table border="1" style="width:100%; border-collapse: collapse;"> <tr><td>Serie</td><td style="text-align: right;">99,0</td></tr> <tr><td>Sum</td><td style="text-align: right;">488,0</td></tr> </table>	Serie	99,0	Sum	488,0	<p>Series 6</p> 	<p>1: 10,4* ↖ 2: 10,3* ↑ 3: 10,7* → 4: 8,8 → 5: 9,7 → 6: 10,5* → 7: 10,5* ↙ 8: 10,6* ↗ 9: 10,6* ← 10: 9,3 ↗</p> <table border="1" style="width:100%; border-collapse: collapse;"> <tr><td>Serie</td><td style="text-align: right;">96,0</td></tr> <tr><td>Sum</td><td style="text-align: right;">584,0</td></tr> </table>	Serie	96,0	Sum	584,0
Serie	99,0										
Sum	488,0										
Serie	96,0										
Sum	584,0										



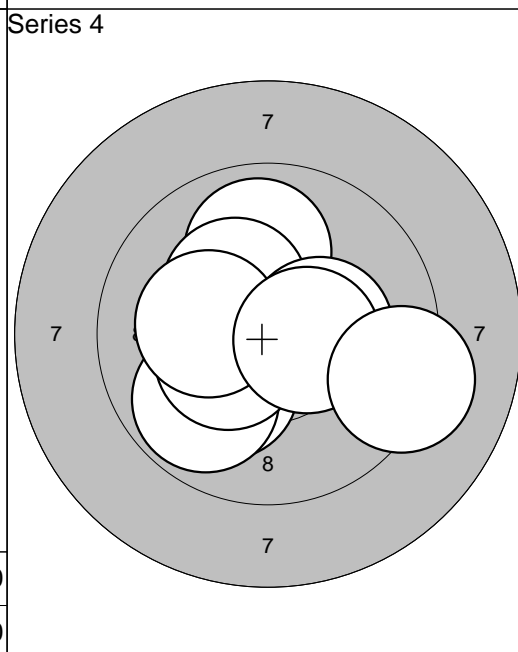
1: 10,3*	↗
2: 10,5*	↗
3: 9,9	←
4: 9,3	→
5: 10,8*	↗
6: 9,5	↗
7: 9,7	←
8: 10,0	↖
9: 10,1	↘
10: 9,1	←
<b>Serie 95,0</b>	
<b>Sum</b>	<b>95,0</b>



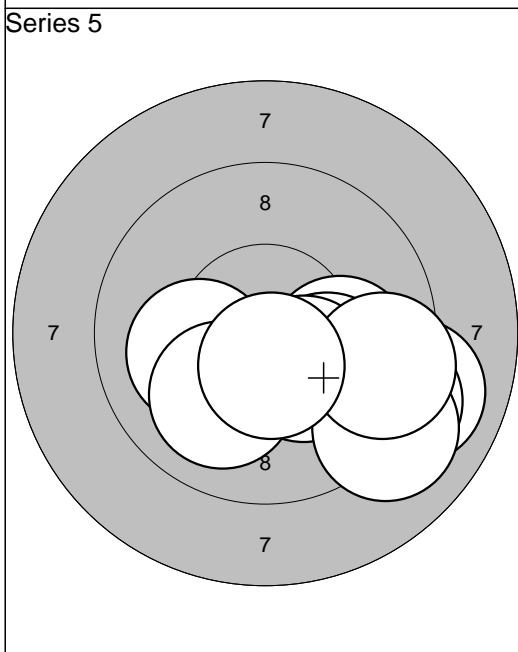
1: 9,6	↑
2: 8,6	←
3: 10,0	↘
4: 9,8	→
5: 10,1	↗
6: 10,4*	↗
7: 10,1	→
8: 9,4	←
9: 10,6*	↗
10: 9,3	↖
<b>Serie 94,0</b>	
<b>Sum</b>	<b>189,0</b>



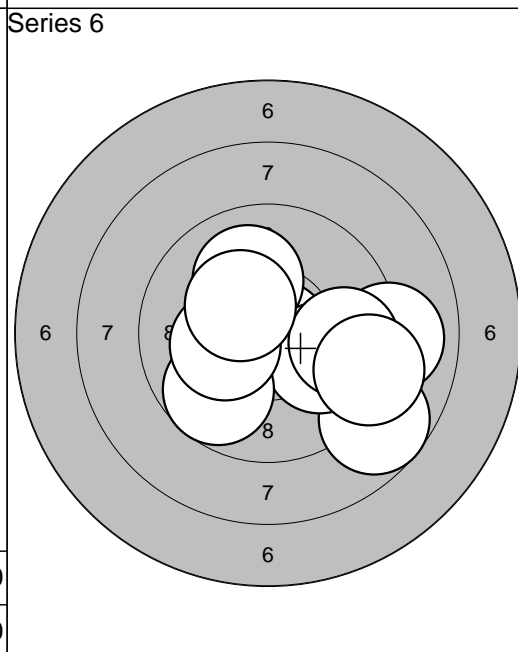
1: 8,9	→
2: 10,2*	←
3: 9,7	↗
4: 10,7*	←
5: 10,2*	↗
6: 9,5	↗
7: 9,3	←
8: 9,6	↘
9: 9,6	→
10: 10,2*	↗
<b>Serie 93,0</b>	
<b>Sum</b>	<b>282,0</b>



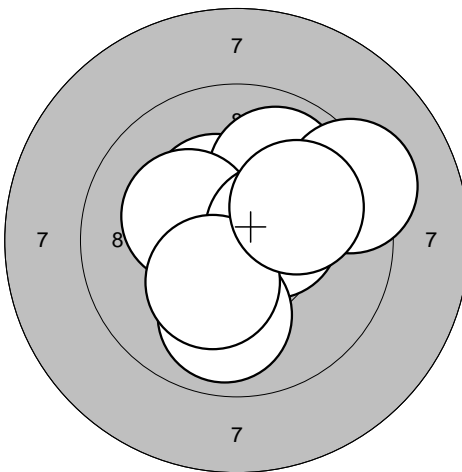
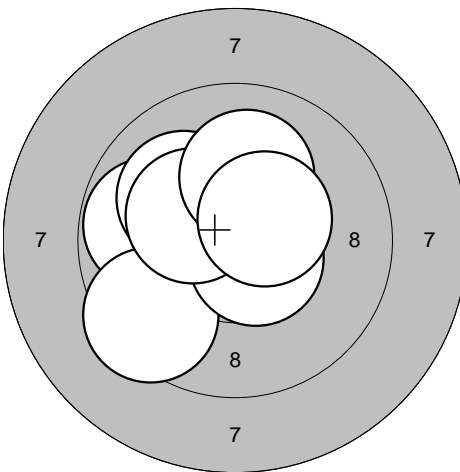
1: 10,4*	←
2: 9,9	↑
3: 10,3*	↗
4: 10,1	↘
5: 9,9	↘
6: 10,4*	←
7: 10,3*	→
8: 10,2*	←
9: 10,5*	→
10: 9,2	↘
<b>Serie 97,0</b>	
<b>Sum</b>	<b>379,0</b>

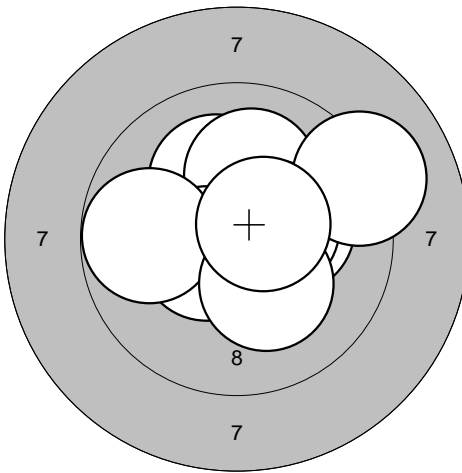
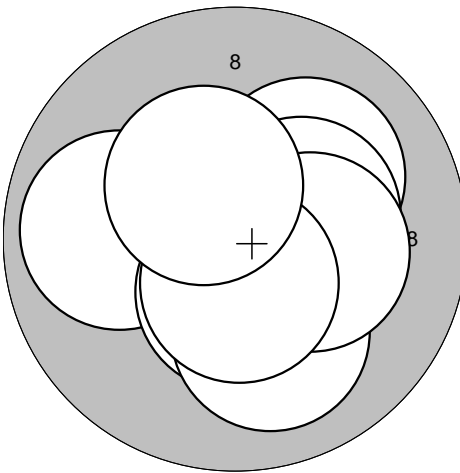


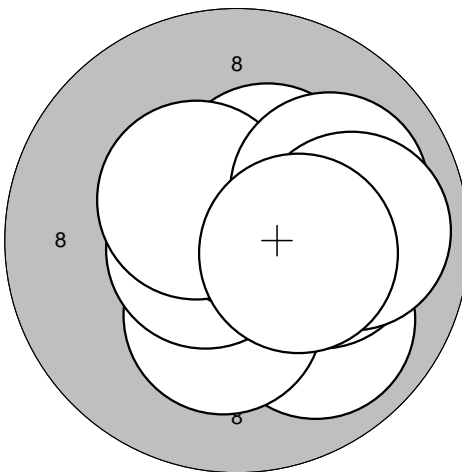
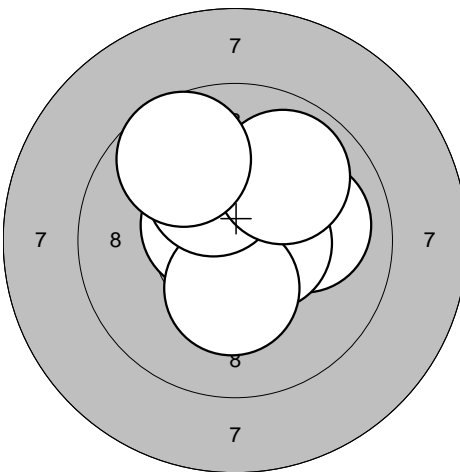
1: 9,0	↘
2: 10,0	→
3: 10,1	↘
4: 10,1	←
5: 10,3*	↘
6: 9,2	↘
7: 10,0	↘
8: 9,1	↘
9: 9,4	→
10: 10,5*	↘
<b>Serie 96,0</b>	
<b>Sum</b>	<b>475,0</b>

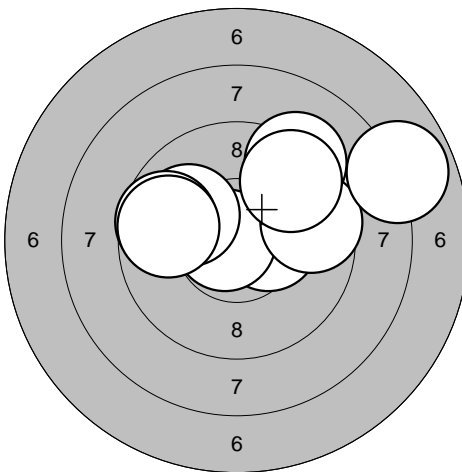
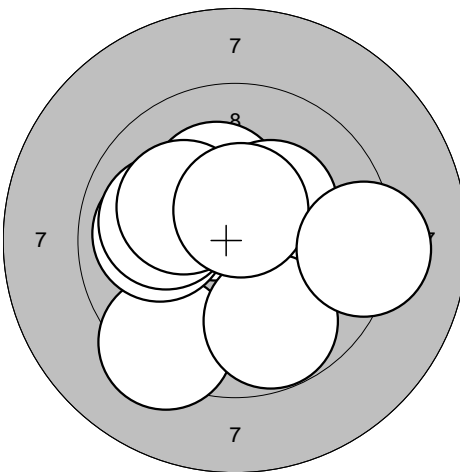


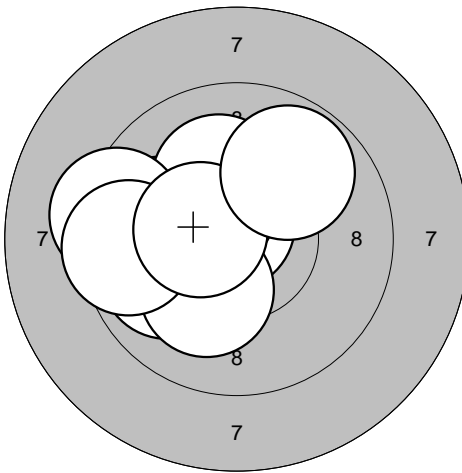
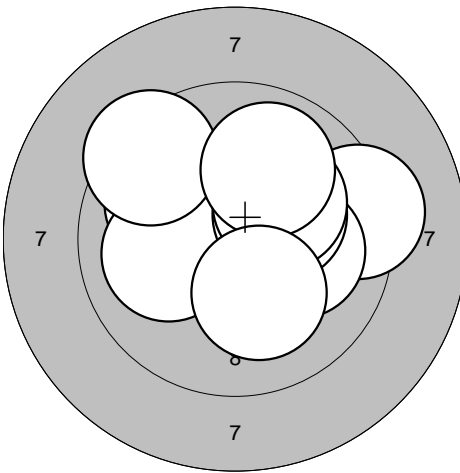
1: 8,7	↘
2: 9,0	→
3: 10,8*	→
4: 10,1	↗
5: 10,0	↘
6: 9,7	→
7: 9,2	↘
8: 9,7	↘
9: 10,2*	←
10: 10,3*	↖
<b>Serie 94,0</b>	
<b>Sum</b>	<b>569,0</b>

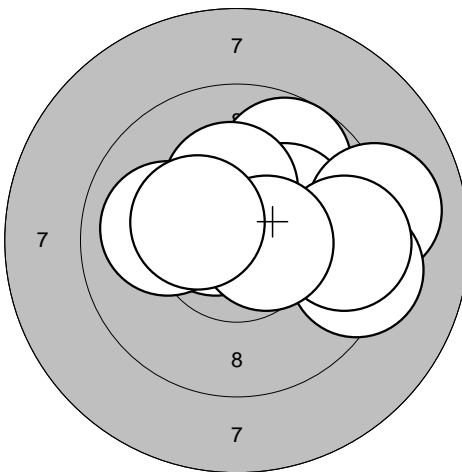
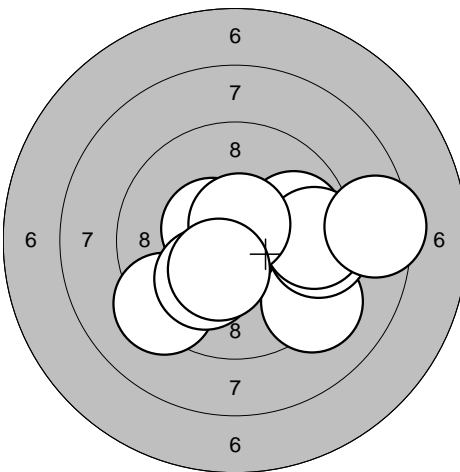
<p>Series 1</p> 	<p>1: 10,5* →</p> <p>2: 10,4* ↖</p> <p>3: 10,3* ↗</p> <p>4: 9,9 ↗</p> <p>5: 10,2* ↖</p> <p>6: 9,3 →</p> <p>7: 10,5* →</p> <p>8: 9,9 ↓</p> <p>9: 10,3* ↙</p> <p>10: 10,0 →</p>	<p>Series 2</p> 	<p>1: 10,4* ↖</p> <p>2: 9,8 ↖</p> <p>3: 10,7* ↗</p> <p>4: 10,1 ↖</p> <p>5: 10,8* →</p> <p>6: 9,5 ↙</p> <p>7: 10,6* ↘</p> <p>8: 10,3* ↖</p> <p>9: 10,1 ↑</p> <p>10: 10,5* →</p>
Serie 97,0	Serie 98,0	Serie 98,0	Serie 98,0
Sum 97,0	Sum 97,0	Sum 195,0	Sum 195,0

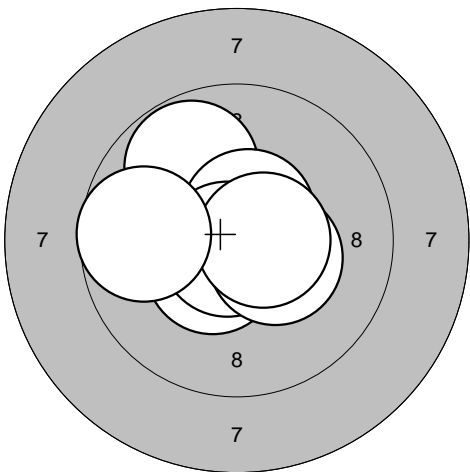
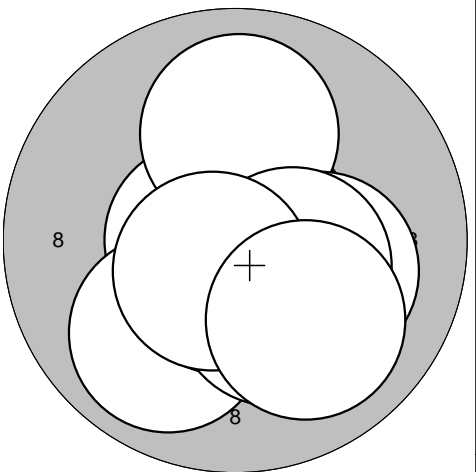
<p>Series 3</p> 	<p>1: 10,3* →</p> <p>2: 10,1 ↗</p> <p>3: 10,6* ↙</p> <p>4: 10,1 ↗</p> <p>5: 10,5* ↖</p> <p>6: 9,8 ←</p> <p>7: 10,4* →</p> <p>8: 10,2* ↘</p> <p>9: 9,1 →</p> <p>10: 10,5* →</p>	<p>Series 4</p> 	<p>1: 9,9 ←</p> <p>2: 10,5* →</p> <p>3: 10,7* ↗</p> <p>4: 10,1 ↗</p> <p>5: 10,3* →</p> <p>6: 10,5* ↓</p> <p>7: 10,0 ↓</p> <p>8: 10,2* →</p> <p>9: 10,6* ↓</p> <p>10: 10,4* ↗</p>
Serie 98,0	Serie 98,0	Serie 99,0	Serie 99,0
Sum 293,0	Sum 293,0	Sum 392,0	Sum 392,0

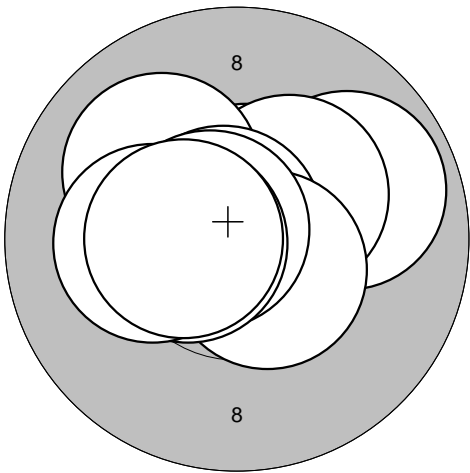
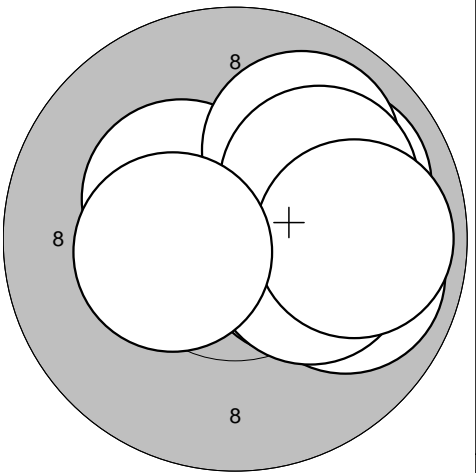
<p>Series 5</p> 	<p>1: 9,9 ↘</p> <p>2: 10,3* ↓</p> <p>3: 10,7* ←</p> <p>4: 10,7* ↗</p> <p>5: 10,2* →</p> <p>6: 10,4* ↗</p> <p>7: 10,5* ↖</p> <p>8: 10,0 →</p> <p>9: 9,9 →</p> <p>10: 10,4* →</p>	<p>Series 6</p> 	<p>1: 10,5* ↗</p> <p>2: 10,0 →</p> <p>3: 10,9* ←</p> <p>4: 10,6* ↗</p> <p>5: 10,5* →</p> <p>6: 10,5* ↖</p> <p>7: 10,3* ↓</p> <p>8: 10,2* ↗</p> <p>9: 9,9 ↗</p> <p>10: 9,7 ↗</p>
Serie 98,0	Serie 98,0	Serie 98,0	Serie 98,0
Sum 490,0	Sum 490,0	Sum 588,0	Sum 588,0

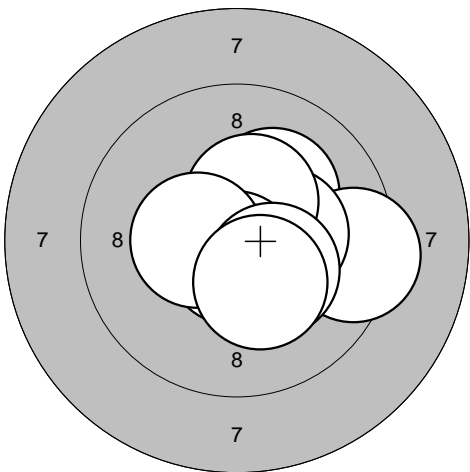
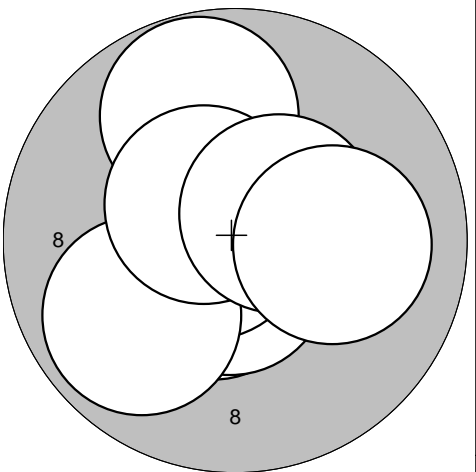
<p>Series 1</p> 	<p>1: 9,6 →</p> <p>2: 10,4* →</p> <p>3: 10,7* ←</p> <p>4: 9,6 →</p> <p>5: 7,9 →</p> <p>6: 10,0 ↖</p> <p>7: 9,7 ←</p> <p>8: 9,3 ↗</p> <p>9: 9,7 ←</p> <p>10: 9,5 ↗</p>	<p>Series 2</p> 	<p>1: 10,5* ↖</p> <p>2: 10,2* ↗</p> <p>3: 9,3 ↘</p> <p>4: 10,0 ←</p> <p>5: 10,0 ←</p> <p>6: 10,3* ↗</p> <p>7: 10,2* ↖</p> <p>8: 9,8 ↘</p> <p>9: 10,5* ↑</p> <p>10: 9,2 →</p>
Serie 91,0	Serie 97,0		
Sum 91,0	Sum 188,0		

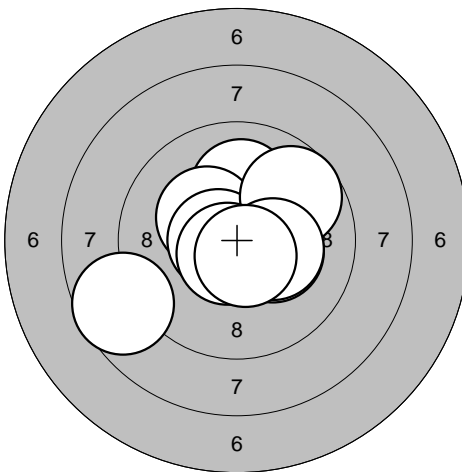
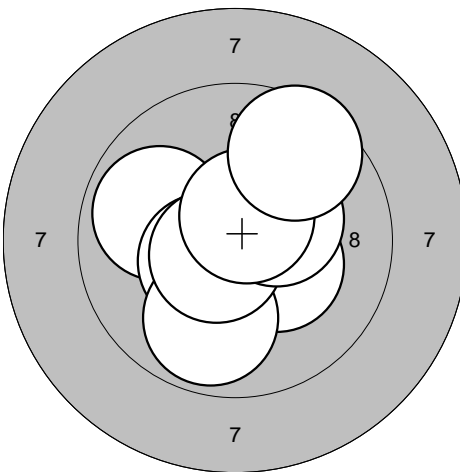
<p>Series 3</p> 	<p>1: 9,9 ←</p> <p>2: 10,7* ↗</p> <p>3: 9,9 ←</p> <p>4: 10,4* ↗</p> <p>5: 10,2* ↗</p> <p>6: 10,2* ↘</p> <p>7: 9,3 ←</p> <p>8: 9,5 ←</p> <p>9: 10,5* ←</p> <p>10: 9,8 ↗</p>	<p>Series 4</p> 	<p>1: 9,3 →</p> <p>2: 10,5* ↗</p> <p>3: 10,1 →</p> <p>4: 10,0 ↖</p> <p>5: 10,0 ←</p> <p>6: 10,3* ↗</p> <p>7: 9,4 ↖</p> <p>8: 10,2* ↗</p> <p>9: 9,9 ↗</p> <p>10: 10,2* ↘</p>
Serie 95,0	Serie 97,0		
Sum 283,0	Sum 380,0		

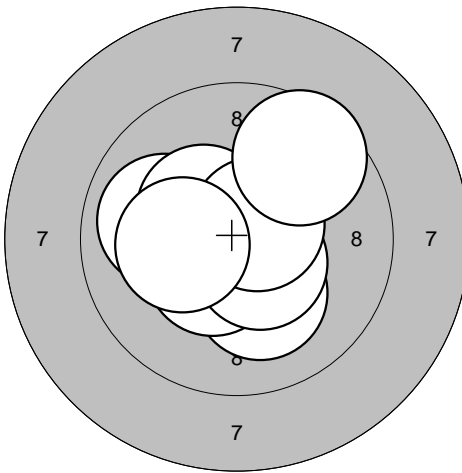
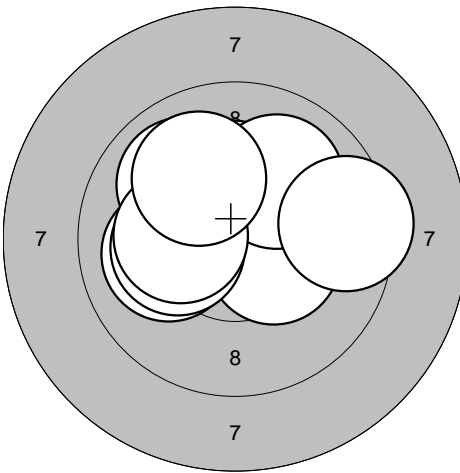
<p>Series 5</p> 	<p>1: 9,8 ↗</p> <p>2: 10,2* ↗</p> <p>3: 10,6* ↖</p> <p>4: 9,1 →</p> <p>5: 9,3 →</p> <p>6: 10,3* ↑</p> <p>7: 10,0 ←</p> <p>8: 9,5 →</p> <p>9: 10,5* →</p> <p>10: 10,4* ↖</p>	<p>Series 6</p> 	<p>1: 9,9 →</p> <p>2: 9,2 ↘</p> <p>3: 9,3 ↘</p> <p>4: 9,5 →</p> <p>5: 9,6 →</p> <p>6: 10,5* ↖</p> <p>7: 10,7* ↑</p> <p>8: 10,1 ↘</p> <p>9: 8,5 →</p> <p>10: 10,4* ↘</p>
Serie 96,0	Serie 93,0		
Sum 476,0	Sum 569,0		

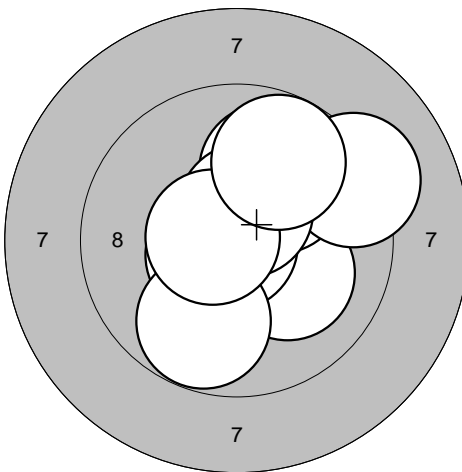
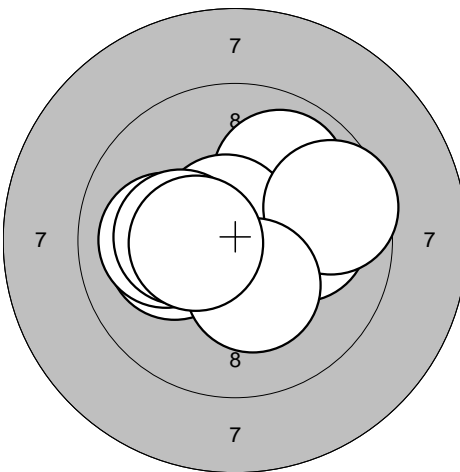
<p>Series 1</p> 	<p>1: 10,7* →</p> <p>2: 10,3* ←</p> <p>3: 10,5* ↙</p> <p>4: 10,3* ←</p> <p>5: 9,8 ↗</p> <p>6: 10,6* ↗</p> <p>7: 10,8* ↙</p> <p>8: 10,4* →</p> <p>9: 10,6* →</p> <p>10: 9,7 ←</p>	<p>Series 2</p> 	<p>1: 10,7* ←</p> <p>2: 9,9 ↙</p> <p>3: 10,6* ↓</p> <p>4: 10,7* →</p> <p>5: 10,3* ↓</p> <p>6: 10,0 ↑</p> <p>7: 10,1 →</p> <p>8: 10,4* →</p> <p>9: 10,6* ↙</p> <p>10: 10,0 ↓</p>
Serie 98,0	Serie 99,0	Serie 99,0	Serie 99,0
Sum 98,0	Sum 197,0	Sum 197,0	Sum 197,0

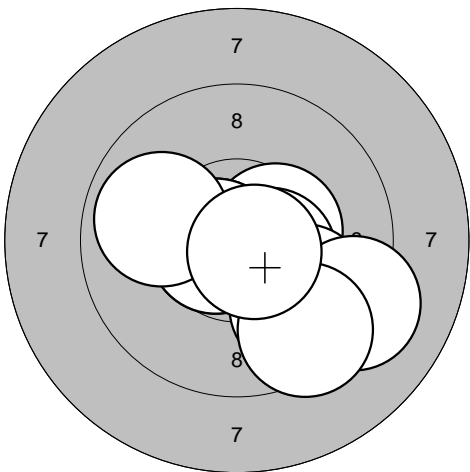
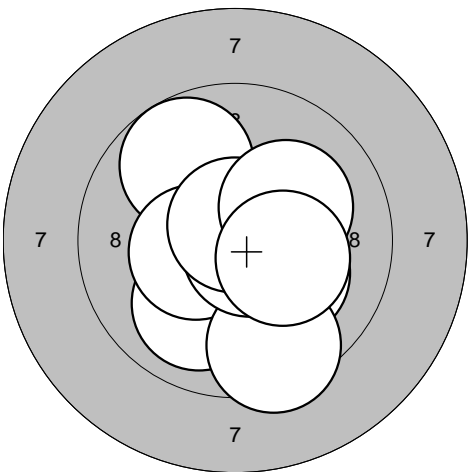
<p>Series 3</p> 	<p>1: 9,8 →</p> <p>2: 10,6* ↑</p> <p>3: 10,3* ↗</p> <p>4: 10,0 ↗</p> <p>5: 10,8* ↗</p> <p>6: 10,6* ↓</p> <p>7: 10,7* ↖</p> <p>8: 10,5* ←</p> <p>9: 10,2* ←</p> <p>10: 10,5* ←</p>	<p>Series 4</p> 	<p>1: 9,9 →</p> <p>2: 10,5* ↗</p> <p>3: 10,4* →</p> <p>4: 10,4* ↖</p> <p>5: 10,0 ↗</p> <p>6: 9,9 ↗</p> <p>7: 10,2* →</p> <p>8: 10,1 ↗</p> <p>9: 9,9 →</p> <p>10: 10,4* ←</p>
Serie 99,0	Serie 97,0	Serie 97,0	Serie 97,0
Sum 296,0	Sum 393,0	Sum 393,0	Sum 393,0

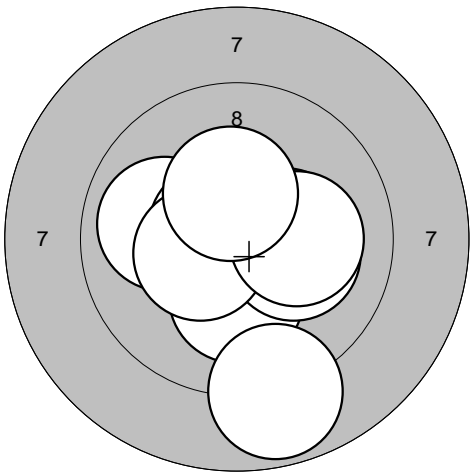
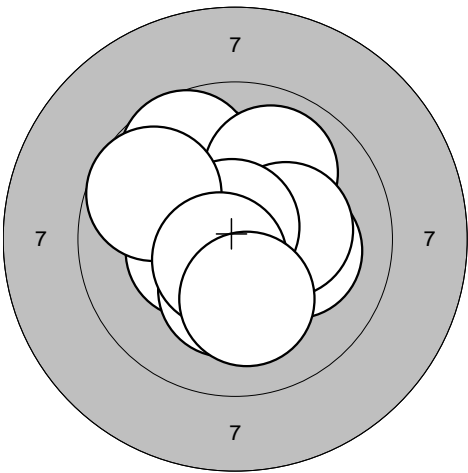
<p>Series 5</p> 	<p>1: 10,8* ↖</p> <p>2: 10,7* →</p> <p>3: 10,2* ↗</p> <p>4: 9,4 →</p> <p>5: 10,3* →</p> <p>6: 10,4* ↗</p> <p>7: 10,7* ↓</p> <p>8: 10,4* ←</p> <p>9: 10,3* ↓</p> <p>10: 10,3* ↓</p>	<p>Series 6</p> 	<p>1: 10,5* ↓</p> <p>2: 10,6* →</p> <p>3: 10,7* ↗</p> <p>4: 10,6* ↓</p> <p>5: 9,8 ↑</p> <p>6: 10,7* ←</p> <p>7: 9,9 ↖</p> <p>8: 10,5* ↖</p> <p>9: 10,5* ↗</p> <p>10: 10,1 →</p>
Serie 99,0	Serie 98,0	Serie 98,0	Serie 98,0
Sum 492,0	Sum 590,0	Sum 590,0	Sum 590,0

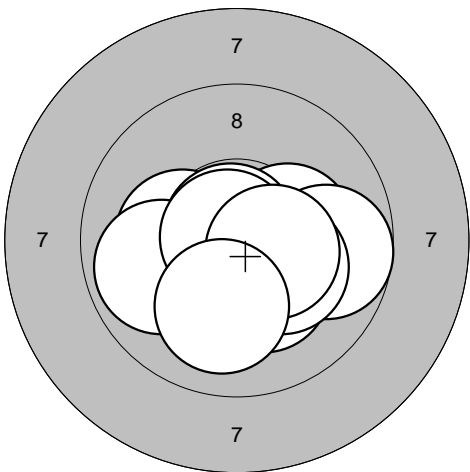
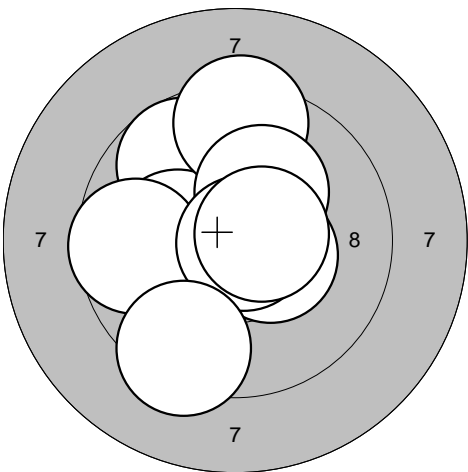
<p>Series 1</p> 	<p>1: 10,5* →</p> <p>2: 10,1 ↑</p> <p>3: 10,3* ↗</p> <p>4: 10,6* ←</p> <p>5: 9,7 ↗</p> <p>6: 10,3* →</p> <p>7: 10,7* ↓</p> <p>8: 8,7 ←</p> <p>9: 10,3* →</p> <p>10: 10,6* ↓</p>	<p>Series 2</p> 	<p>1: 10,3* ↘</p> <p>2: 10,3* ↗</p> <p>3: 9,9 ←</p> <p>4: 10,5* ↙</p> <p>5: 10,5* ↗</p> <p>6: 9,9 ↓</p> <p>7: 10,6* ↙</p> <p>8: 10,3* ↗</p> <p>9: 10,6* ↑</p> <p>10: 9,5 ↗</p>
Serie 97,0		Serie 97,0	
Sum 97,0		Sum 194,0	

<p>Series 3</p> 	<p>1: 10,9* ↓</p> <p>2: 10,2* ↓</p> <p>3: 9,9 ←</p> <p>4: 10,4* ↙</p> <p>5: 10,5* ↓</p> <p>6: 10,6* ↗</p> <p>7: 10,4* ↗</p> <p>8: 10,6* ↗</p> <p>9: 9,6 ↗</p> <p>10: 10,2* ←</p>	<p>Series 4</p> 	<p>1: 10,6* ↗</p> <p>2: 10,2* ↑</p> <p>3: 10,4* →</p> <p>4: 10,0 ↗</p> <p>5: 10,0 ←</p> <p>6: 9,9 ↗</p> <p>7: 10,2* ←</p> <p>8: 10,2* ←</p> <p>9: 10,0 ↗</p> <p>10: 9,5 →</p>
Serie 98,0		Serie 98,0	
Sum 292,0		Sum 390,0	

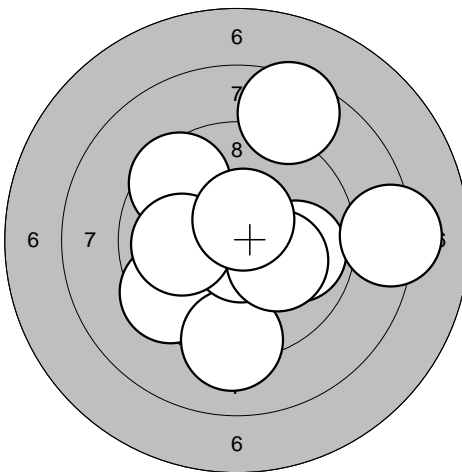
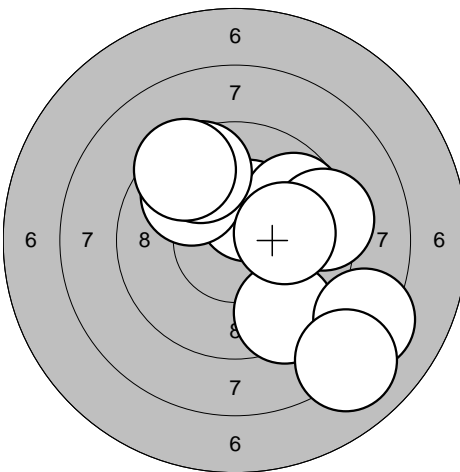
<p>Series 5</p> 	<p>1: 9,9 ↗</p> <p>2: 10,1 ↘</p> <p>3: 10,6* ↙</p> <p>4: 10,1 ↗</p> <p>5: 10,9* ←</p> <p>6: 9,2 →</p> <p>7: 10,6* ↗</p> <p>8: 9,8 ↓</p> <p>9: 10,6* ←</p> <p>10: 9,8 ↗</p>	<p>Series 6</p> 	<p>1: 9,9 ↗</p> <p>2: 10,7* ↓</p> <p>3: 10,1 →</p> <p>4: 10,7* ↗</p> <p>5: 10,1 ←</p> <p>6: 9,6 →</p> <p>7: 10,0 ←</p> <p>8: 10,3* ↓</p> <p>9: 10,2* ←</p> <p>10: 10,4* ←</p>
Serie 96,0		Serie 98,0	
Sum 486,0		Sum 584,0	

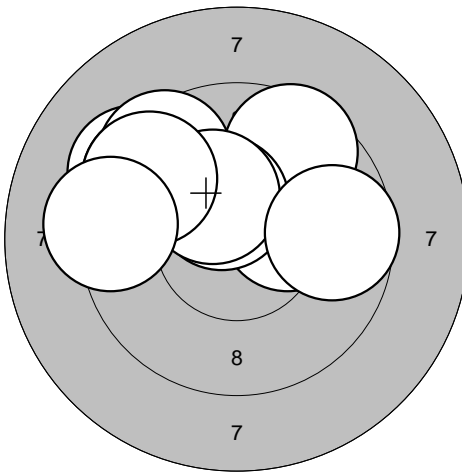
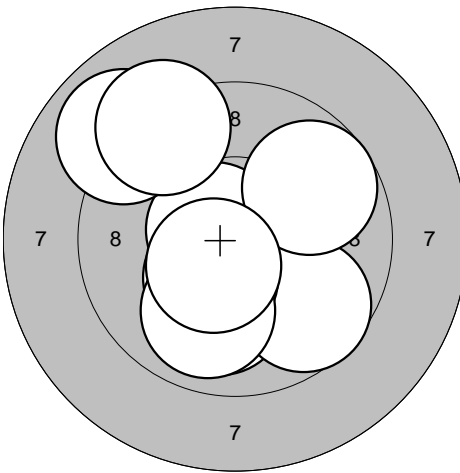
<p>Series 1</p> 	<p>1: 10,4* →</p> <p>2: 10,5* ↘</p> <p>3: 9,8 ↘</p> <p>4: 10,7* ←</p> <p>5: 9,8 ↘</p> <p>6: 10,7* ←</p> <p>7: 9,9 ↗</p> <p>8: 9,2 ↘</p> <p>9: 9,4 ↘</p> <p>10: 10,7* ↘</p>	<p>Series 2</p> 	<p>1: 10,0 ↘</p> <p>2: 9,8 ↗</p> <p>3: 10,4* ←</p> <p>4: 10,5* →</p> <p>5: 10,2* ↘</p> <p>6: 9,5 ↘</p> <p>7: 10,7* ↘</p> <p>8: 10,8* ↑</p> <p>9: 10,1 ↗</p> <p>10: 10,3* →</p>
Serie 95,0	Serie 98,0	Serie 98,0	Serie 98,0
Sum 95,0	Sum 193,0	Sum 193,0	Sum 193,0

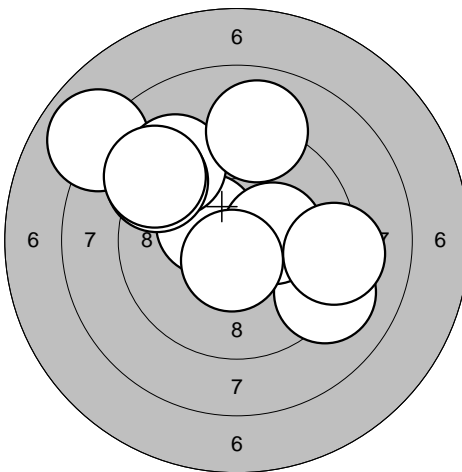
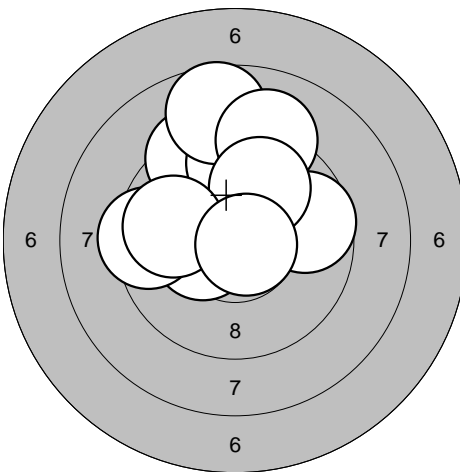
<p>Series 3</p> 	<p>1: 10,2* →</p> <p>2: 10,0 ←</p> <p>3: 10,3* →</p> <p>4: 10,6* ↗</p> <p>5: 10,2* ↓</p> <p>6: 10,2* →</p> <p>7: 10,4* ←</p> <p>8: 10,1 →</p> <p>9: 10,4* ↑</p> <p>10: 8,9 ↘</p>	<p>Series 4</p> 	<p>1: 10,1 →</p> <p>2: 10,4* ←</p> <p>3: 9,7 ↗</p> <p>4: 10,0 ↗</p> <p>5: 10,3* ↓</p> <p>6: 10,3* →</p> <p>7: 10,8* ↑</p> <p>8: 9,7 ↗</p> <p>9: 10,6* ↘</p> <p>10: 10,1 ↓</p>
Serie 98,0	Serie 98,0	Serie 98,0	Serie 98,0
Sum 291,0	Sum 389,0	Sum 389,0	Sum 389,0

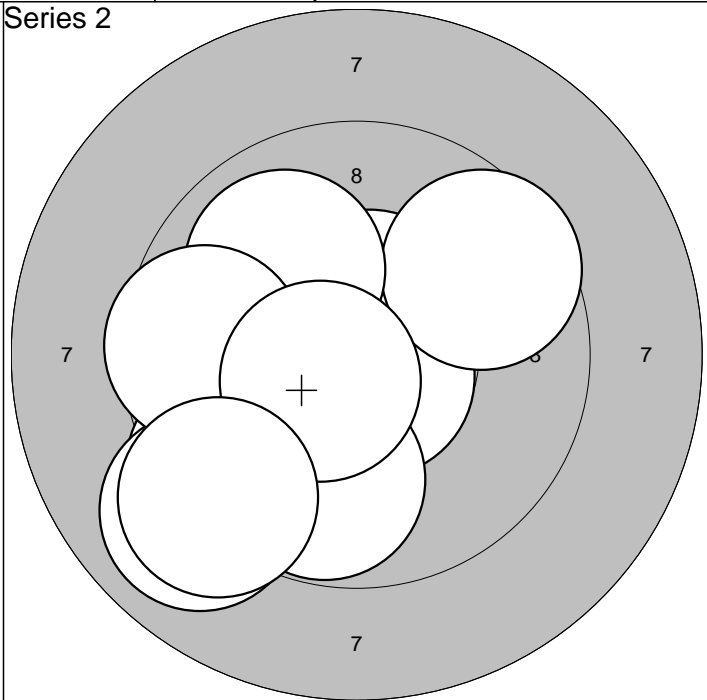
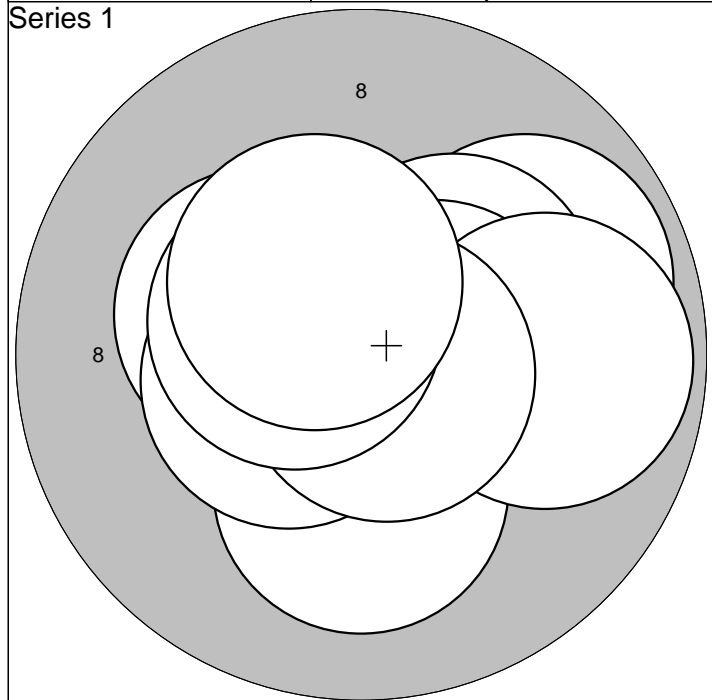
<p>Series 5</p> 	<p>1: 10,3* →</p> <p>2: 10,2* ←</p> <p>3: 10,8* ↗</p> <p>4: 9,9 ←</p> <p>5: 10,3* ↘</p> <p>6: 9,7 →</p> <p>7: 10,8* ↗</p> <p>8: 10,3* ↘</p> <p>9: 10,4* →</p> <p>10: 10,0 ↓</p>	<p>Series 6</p> 	<p>1: 9,8 ↗</p> <p>2: 10,2* ←</p> <p>3: 9,4 ↑</p> <p>4: 10,2* ↗</p> <p>5: 10,3* ↘</p> <p>6: 10,4* →</p> <p>7: 9,6 ←</p> <p>8: 10,8* →</p> <p>9: 10,6* →</p> <p>10: 9,3 ↘</p>
Serie 98,0	Serie 96,0	Serie 96,0	Serie 96,0
Sum 487,0	Sum 583,0	Sum 583,0	Sum 583,0



<p>Series 1</p> 	<p>1: 9,5 ↙ 2: 8,5 ↗ 3: 9,2 ↓ 4: 9,5 ↗ 5: 9,9 → 6: 10,7* ↓ 7: 8,2 → 8: 10,0 ← 9: 10,1 → 10: 10,6* ↗</p> <table border="1" style="width:100%; border-collapse: collapse;"> <tr><td>Serie</td><td style="text-align: right;">92,0</td></tr> <tr><td>Sum</td><td style="text-align: right;">92,0</td></tr> </table>	Serie	92,0	Sum	92,0	<p>Series 2</p> 	<p>1: 10,4* ↗ 2: 9,4 ↓ 3: 9,8 ↗ 4: 9,7 ↗ 5: 9,4 → 6: 10,1 → 7: 9,6 ↗ 8: 8,3 ↓ 9: 9,4 ↗ 10: 8,1 ↓</p> <table border="1" style="width:100%; border-collapse: collapse;"> <tr><td>Serie</td><td style="text-align: right;">90,0</td></tr> <tr><td>Sum</td><td style="text-align: right;">182,0</td></tr> </table>	Serie	90,0	Sum	182,0
Serie	92,0										
Sum	92,0										
Serie	90,0										
Sum	182,0										

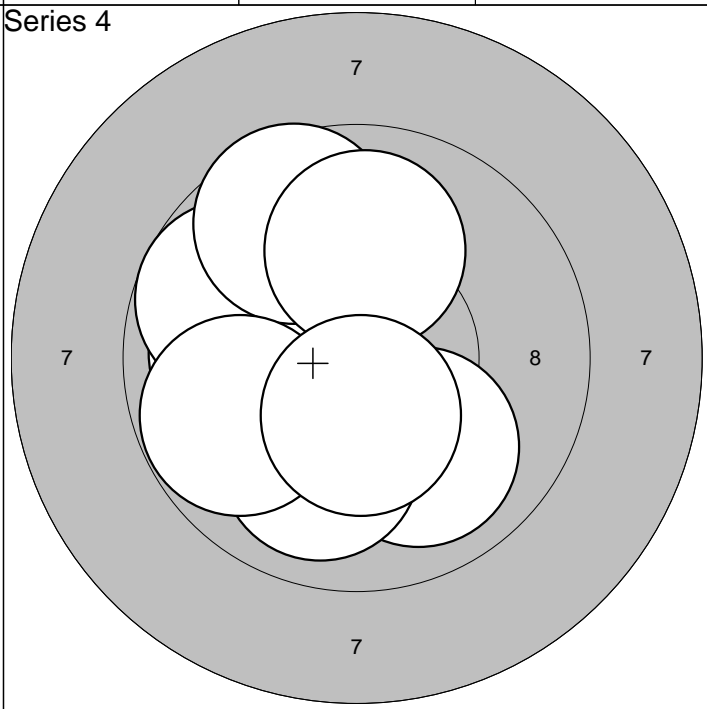
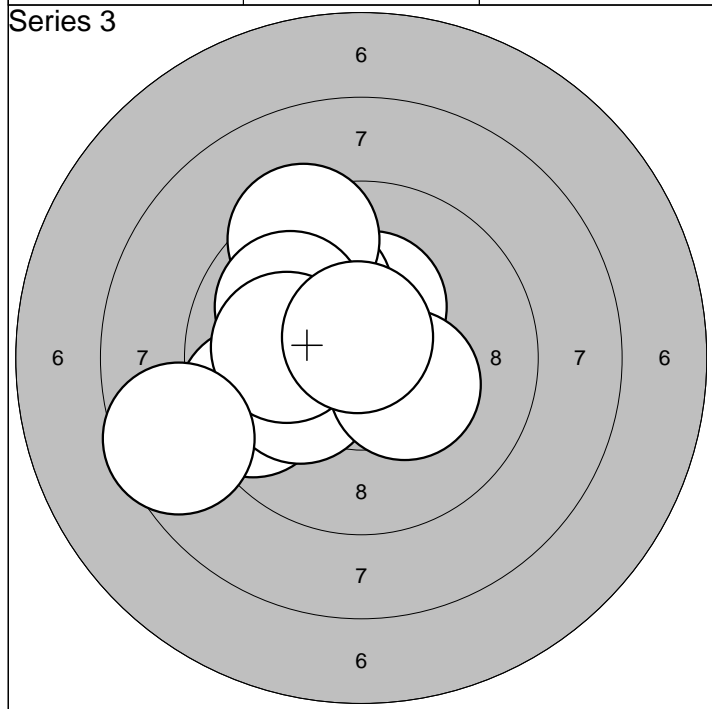
<p>Series 3</p> 	<p>1: 10,2* → 2: 9,3 ↗ 3: 9,6 ↗ 4: 9,6 ↗ 5: 9,5 ↗ 6: 10,4* ↗ 7: 10,3* ↗ 8: 9,5 ↗ 9: 9,3 ← 10: 9,6 →</p> <table border="1" style="width:100%; border-collapse: collapse;"> <tr><td>Serie</td><td style="text-align: right;">93,0</td></tr> <tr><td>Sum</td><td style="text-align: right;">275,0</td></tr> </table>	Serie	93,0	Sum	275,0	<p>Series 4</p> 	<p>1: 10,7* ↓ 2: 10,0 ↓ 3: 9,7 ↓ 4: 10,6* ← 5: 9,8 ↗ 6: 9,0 ↗ 7: 10,3* ↓ 8: 9,9 ↓ 9: 9,2 ↗ 10: 10,5* ↓</p> <table border="1" style="width:100%; border-collapse: collapse;"> <tr><td>Serie</td><td style="text-align: right;">95,0</td></tr> <tr><td>Sum</td><td style="text-align: right;">370,0</td></tr> </table>	Serie	95,0	Sum	370,0
Serie	93,0										
Sum	275,0										
Serie	95,0										
Sum	370,0										

<p>Series 5</p> 	<p>1: 7,9 ↗ 2: 10,4* ↗ 3: 9,1 ↓ 4: 10,3* → 5: 9,3 ↗ 6: 9,2 → 7: 9,2 ↗ 8: 10,6* ↓ 9: 9,1 ↗ 10: 9,0 ↗</p> <table border="1" style="width:100%; border-collapse: collapse;"> <tr><td>Serie</td><td style="text-align: right;">91,0</td></tr> <tr><td>Sum</td><td style="text-align: right;">461,0</td></tr> </table>	Serie	91,0	Sum	461,0	<p>Series 6</p> 	<p>1: 9,4 ↗ 2: 10,4* ← 3: 9,6 ↑ 4: 9,7 → 5: 8,7 ↑ 6: 9,1 ↗ 7: 9,4 ← 8: 9,9 ↗ 9: 9,8 ← 10: 10,7* →</p> <table border="1" style="width:100%; border-collapse: collapse;"> <tr><td>Serie</td><td style="text-align: right;">91,0</td></tr> <tr><td>Sum</td><td style="text-align: right;">552,0</td></tr> </table>	Serie	91,0	Sum	552,0
Serie	91,0										
Sum	461,0										
Serie	91,0										
Sum	552,0										



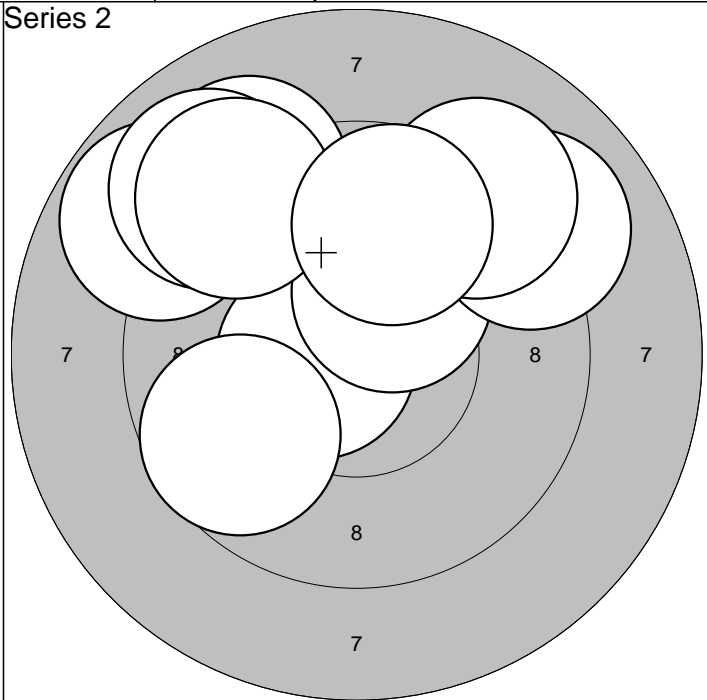
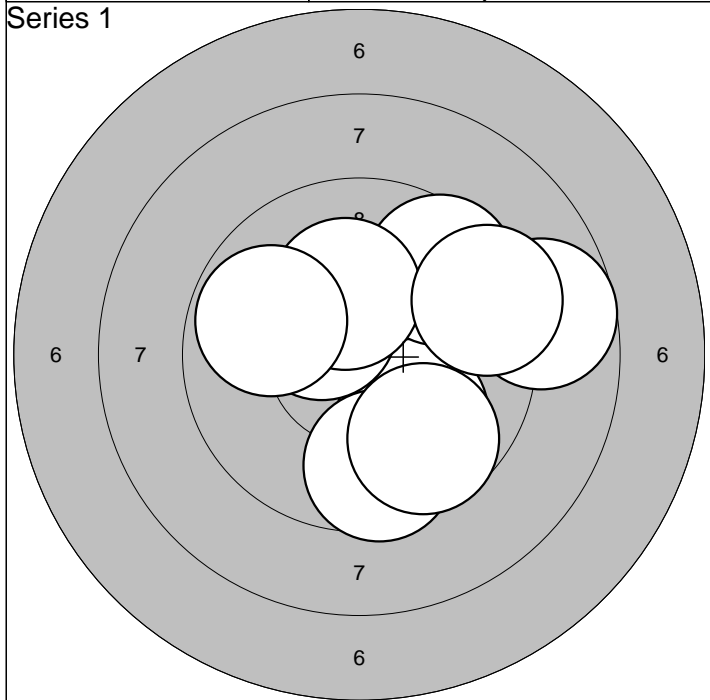
1: 9,9 ↗	6:10,3* ↖	Serie	98,0
2:10,1 ↓	7:10,5* ↙		
3:10,3* ↗	8:10,8* ↘	Sum	98,0
4:10,5* →	9:10,5* ↖		
5: 9,8 →	10:10,4* ↗		

1: 9,4 ↙	6: 9,9 ↖	Serie	93,0
2:10,5* ↑	7: 9,0 ↙		
3:10,7* ↘	8: 9,6 ↖	Sum	191,0
4: 9,8 ↓	9:10,6* ↙		
5: 9,6 ↗	10: 9,2 ↙		



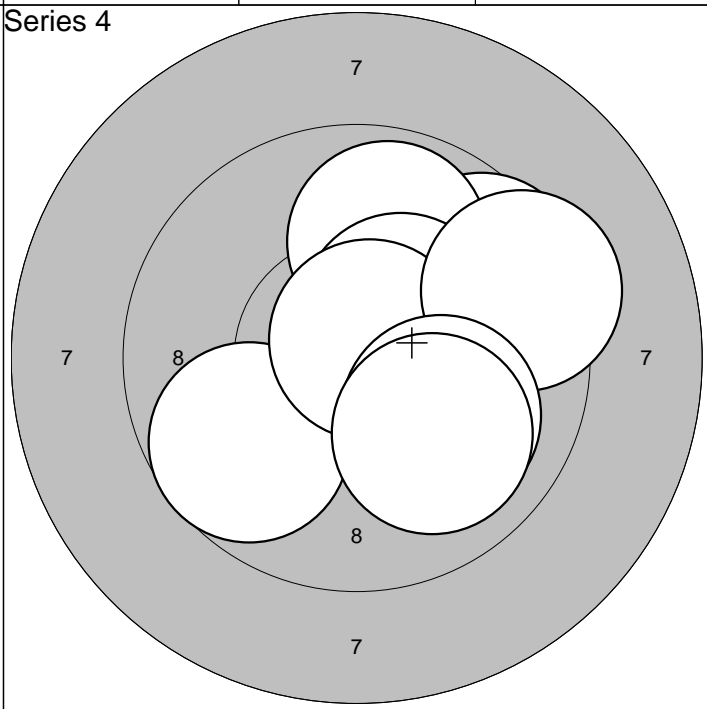
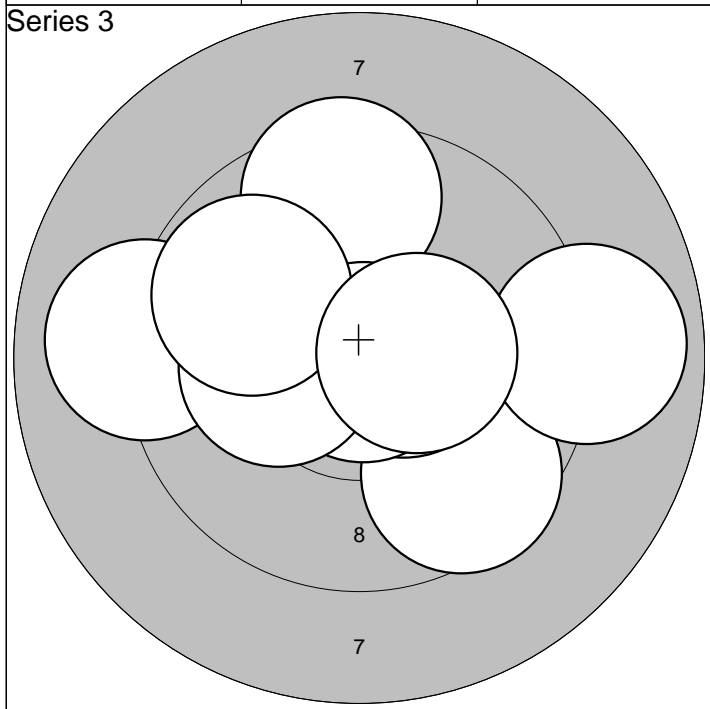
1:10,4* ↑	6:10,2* ↖	Serie	95,0
2:10,0 ↗	7:10,3* ↘		
3: 9,4 ↗	8:10,1 ↖	Sum	286,0
4: 9,6 ↖	9:10,7* ↑		
5: 9,9 ↖	10: 8,6 ↖		

1:10,0 ↖	6: 9,6 ↖	Serie	97,0
2:10,2* ↘	7:10,0 ↘		
3:10,6* ↖	8: 9,8 ↖	Sum	383,0
4: 9,8 ↖	9:10,0 ↑		
5:10,0 ↘	10:10,4* ↘		



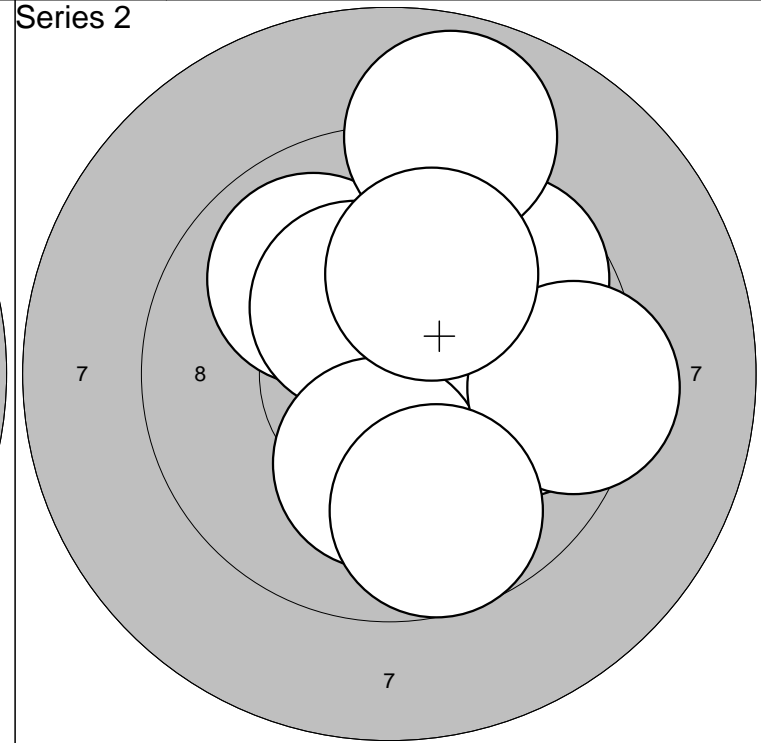
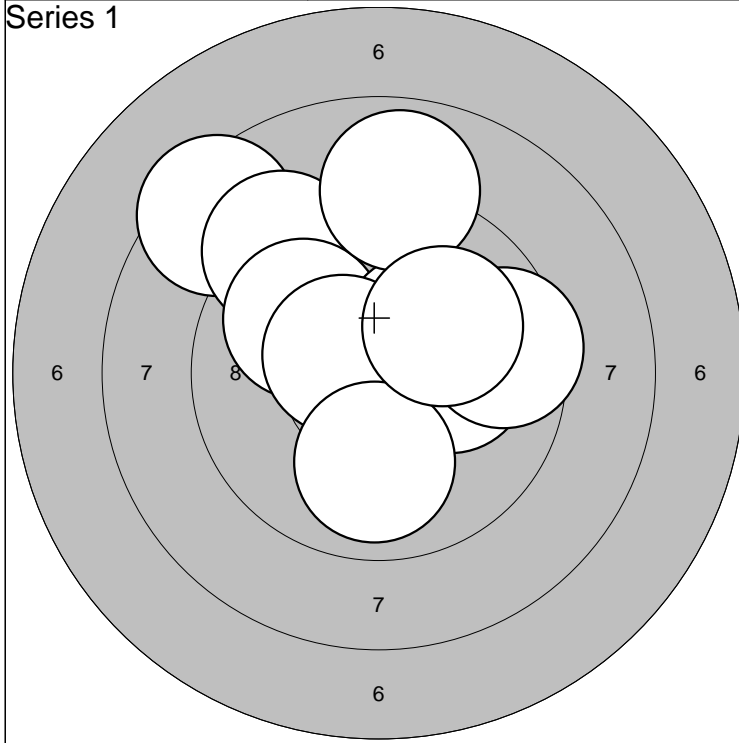
1: 9,9 ↘	6: 8,7 →		Serie	92,0
2: 10,0 ↘	7: 9,7 ↘			
3: 9,6 ↘	8: 10,2* ↑	Sum	92,0	
4: 10,4* ↗	9: 9,8 ←			
5: 9,6 ↗	10: 9,3 →			

1: 8,8 ↖	6: 9,2 ↖		Serie	90,0
2: 9,1 ↗	7: 9,7 ↙			
3: 10,6* ←	8: 9,0 ↗	Sum	182,0	
4: 8,9 ↖	9: 9,2 ↗			
5: 10,3* ↗	10: 9,7 ↑			



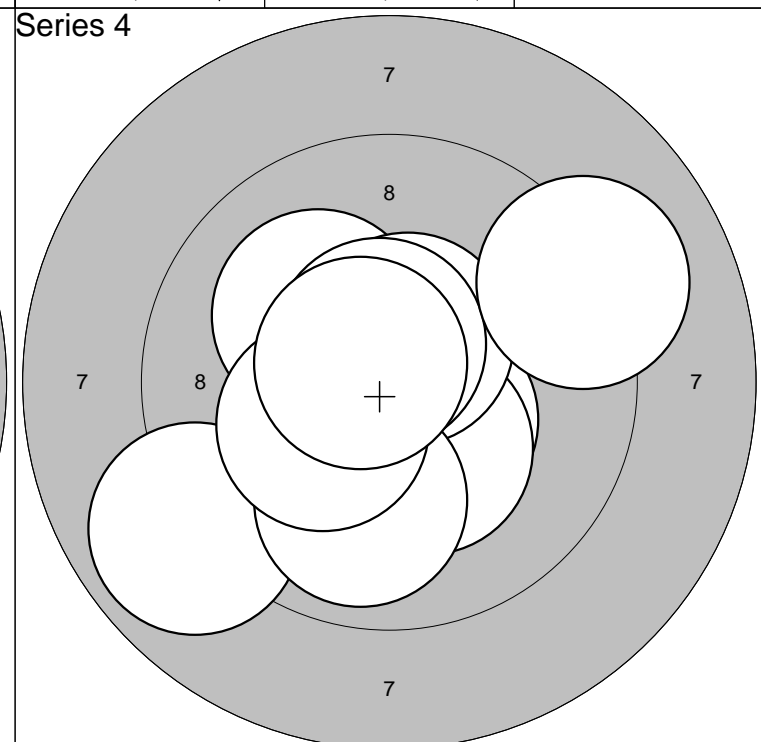
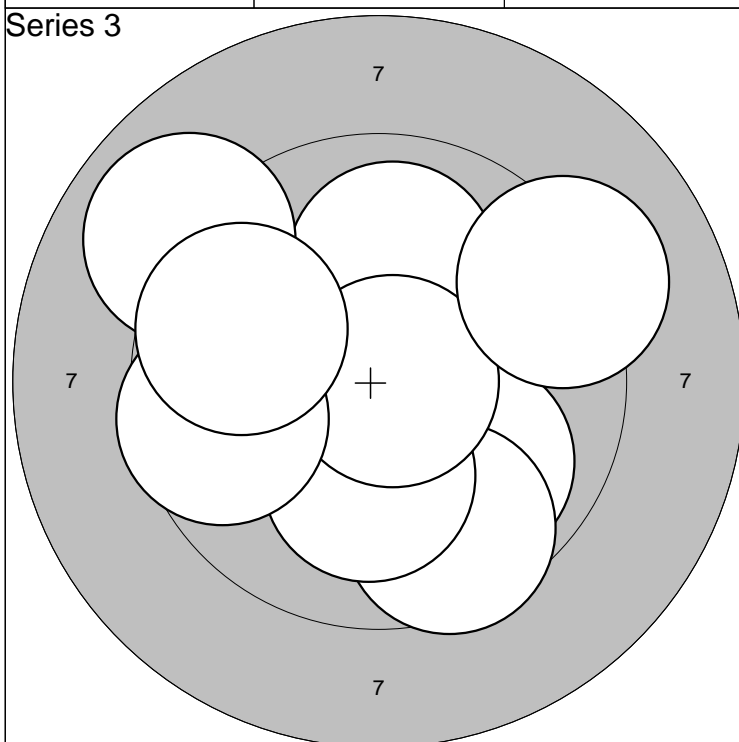
1: 10,4* ↗	6: 10,9* ↘		Serie	94,0
2: 9,6 ↘	7: 9,0 ←			
3: 10,6* →	8: 10,2* ←	Sum	276,0	
4: 8,9 →	9: 9,8 ↖			
5: 9,5 ↑	10: 10,4* →			

1: 10,2* ↗	6: 10,4* ↗		Serie	96,0
2: 9,6 ↗	7: 10,7* ↗			
3: 10,5* →	8: 9,4 →	Sum	372,0	
4: 9,7 ↙	9: 10,0 ↘			
5: 9,9 ↑	10: 10,0 ↘			



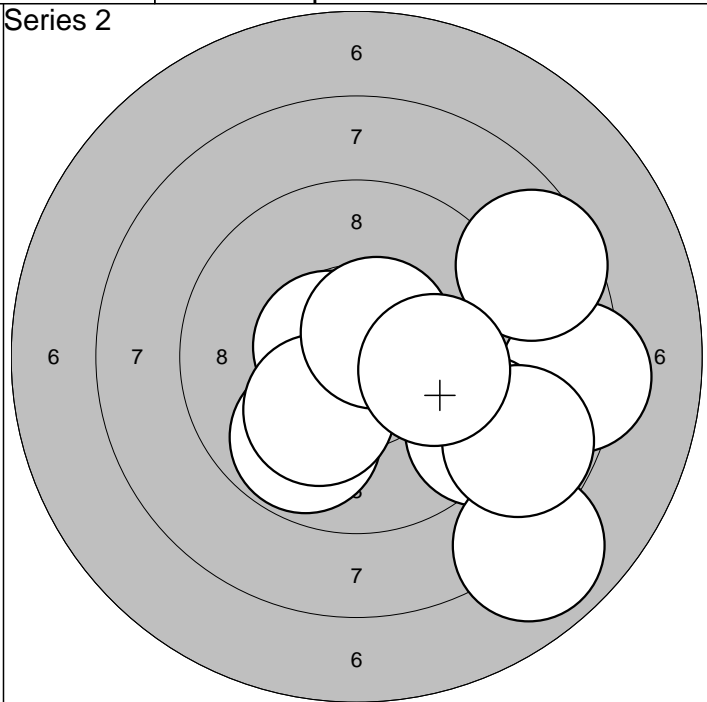
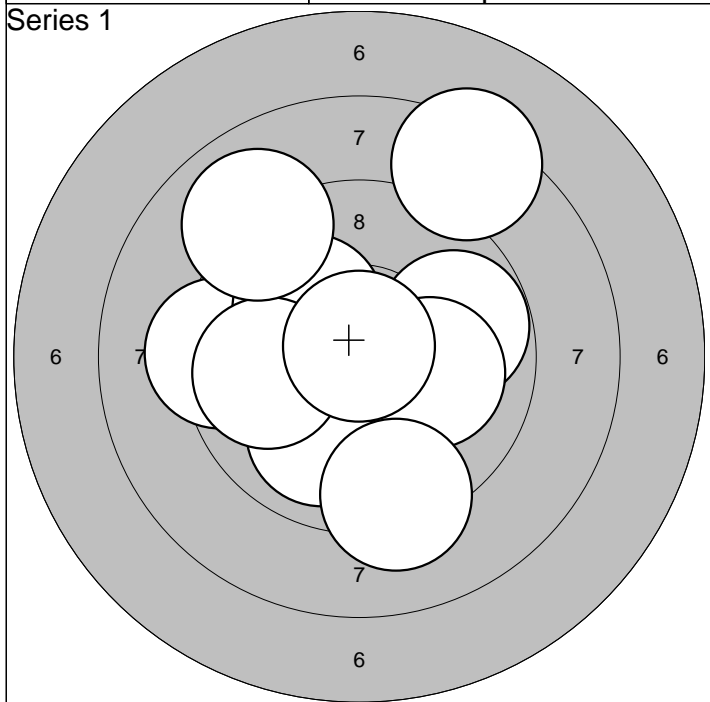
1: 8,4 ↗	6:10,5* ↖	Serie	93,0
2: 9,2 ↗	7: 8,9 ↑		
3: 9,9 ↗	8: 9,5 →	Sum	93,0
4:10,3* ↗	9:10,0 ↓		
5:10,2* →	10:10,1 ↗		

1: 9,9 ↗	6: 9,9 →	Serie	93,0
2:10,4* ↗	7:10,2* ↓		
3: 9,7 ↗	8: 9,4 →	Sum	186,0
4:10,3* ↗	9:10,0 ↑		
5: 8,9 ↑	10: 9,7 ↓		



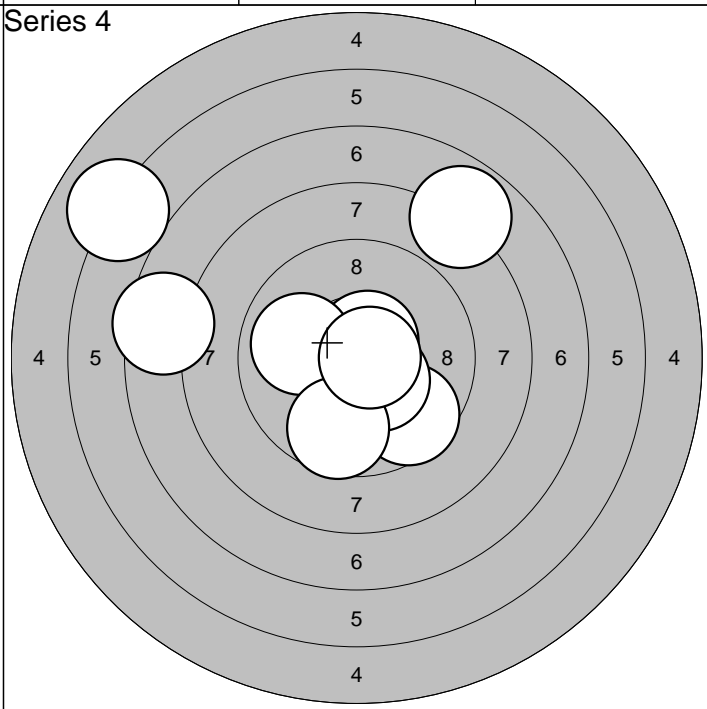
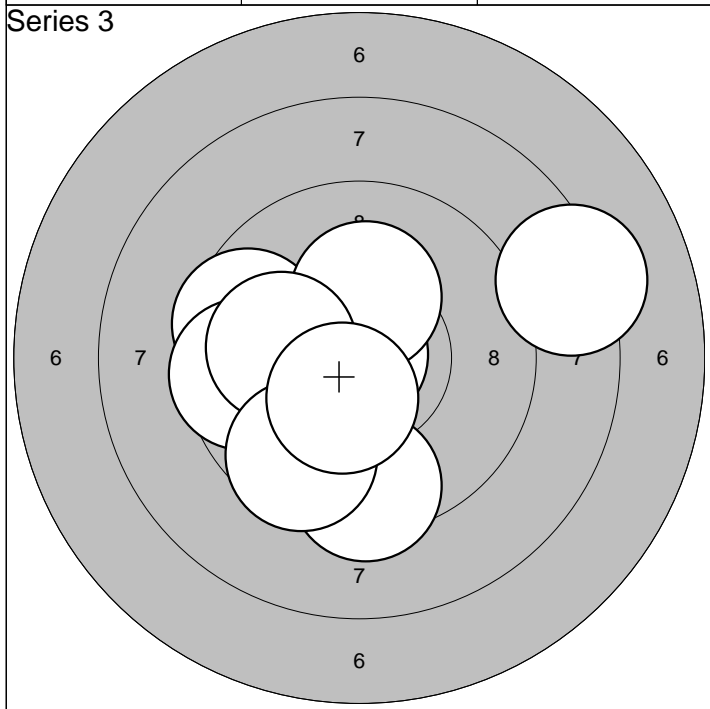
1:10,3* ↓	6:10,8* →	Serie	94,0
2:10,0 ↑	7: 9,0 ↖		
3: 9,9 ↓	8: 9,2 ↗	Sum	280,0
4: 9,6 ↓	9: 9,6 ←		
5:10,2* ↓	10: 9,7 ↖		

1:10,4* ↓	6:10,6* ↑	Serie	96,0
2:10,3* ↓	7: 9,9 ↓		
3: 8,9 ↖	8:10,3* ↖	Sum	376,0
4:10,1 ↗	9: 9,1 ↗		
5:10,6* ↑	10:10,7* ↖		



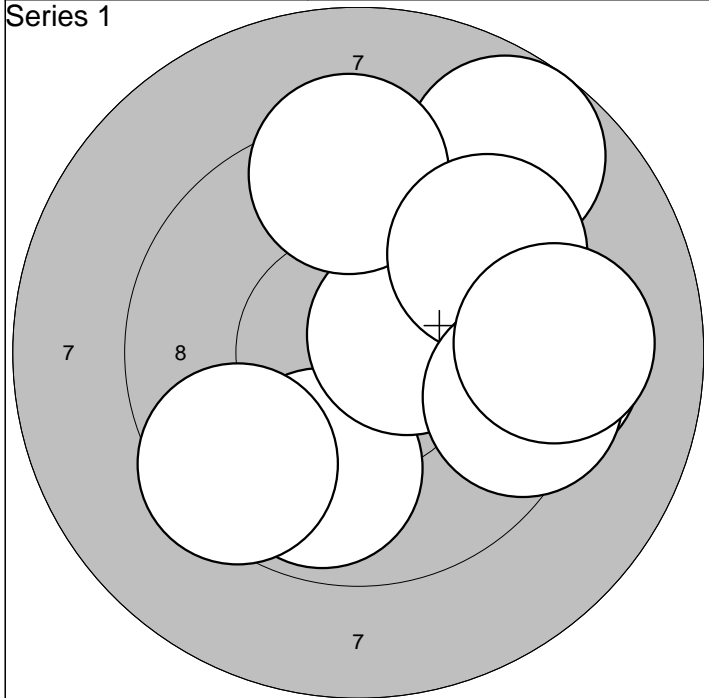
1: 9,3 ←	6: 9,8 ←		Serie	93,0
2: 9,8 →	7:10,1 →			
3: 8,4 ↗	8: 9,0 ↗	Sum	93,0	
4:10,0 ↘	9: 9,2 ↘			
5:10,1 ↖	10:10,8* ↑			

1: 9,8 ↘	6:10,6* ↗		Serie	89,0
2: 8,4 →	7: 8,6 →			
3:10,6* ←	8: 7,9 ↘	Sum	182,0	
4:10,2* ↘	9: 8,8 →			
5: 9,2 ↘	10:10,0 →			

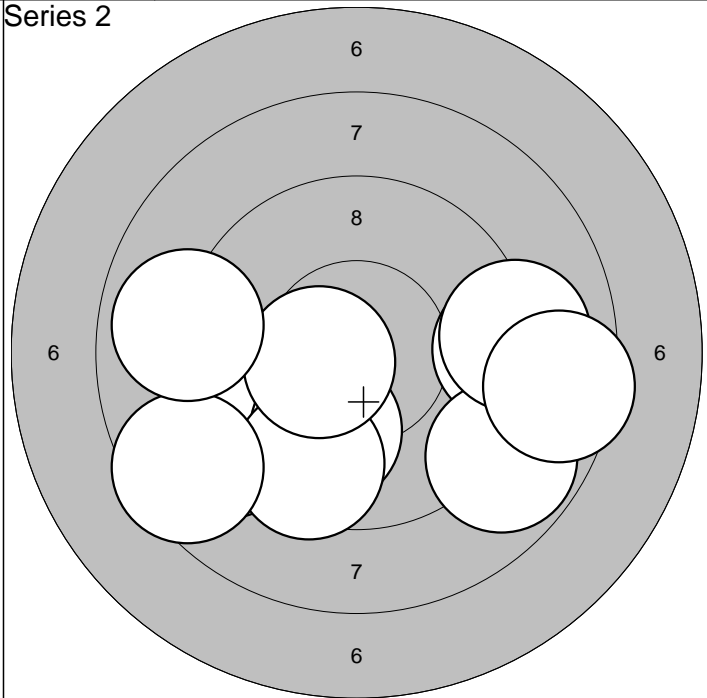


1: 9,7 ↘	6: 9,6 ←		Serie	93,0
2: 9,6 ←	7: 9,4 ↘			
3:10,8* ←	8:10,0 ←	Sum	275,0	
4: 8,3 →	9: 9,6 ↘			
5:10,2* ↑	10:10,4* ↘			

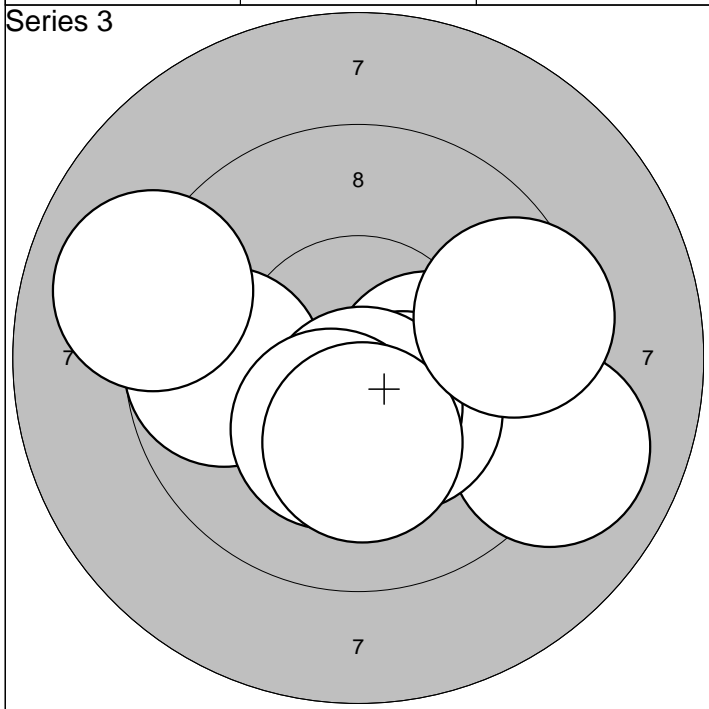
1:10,1 ↘	6: 6,0 ↖		Serie	88,0
2: 9,6 ↘	7: 7,5 ←			
3: 7,9 ↗	8:10,0 ←	Sum	363,0	
4:10,4* ↘	9: 9,7 ↘			
5:10,6* ↗	10:10,7* →			



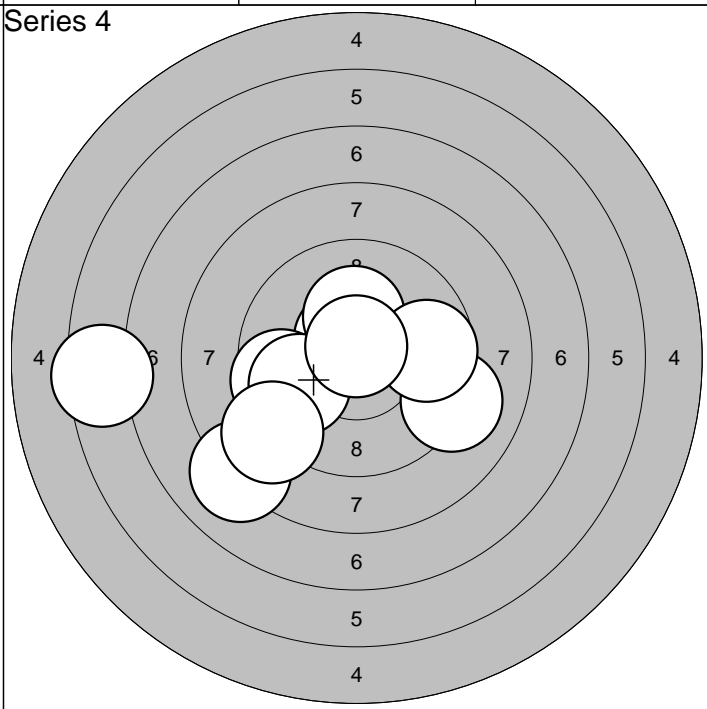
1: 9,3 →	6:10,5* →	Serie	90,0
2: 8,8 ↗	7: 9,3 ↑		
3: 9,8 ↓	8: 9,5 ↗	Sum	90,0
4: 9,5 ↙	9: 9,4 →		
5: 9,8 ↗	10: 9,2 →		



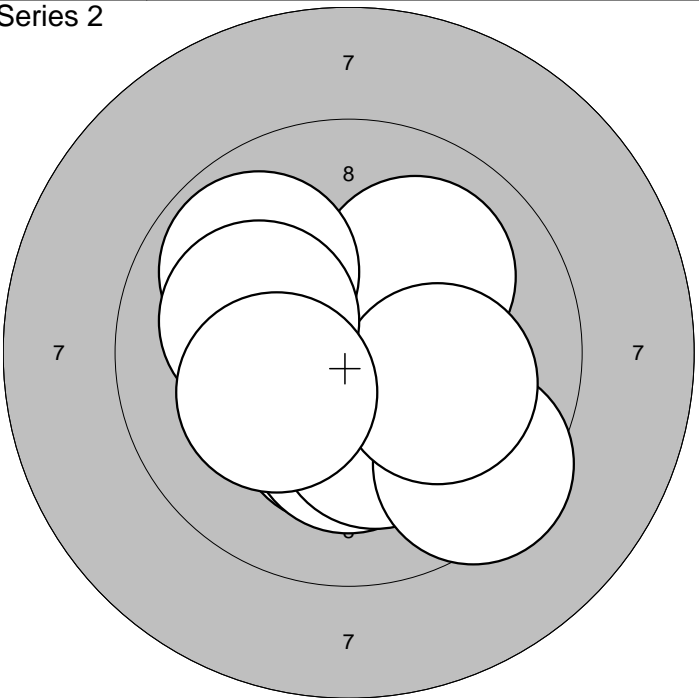
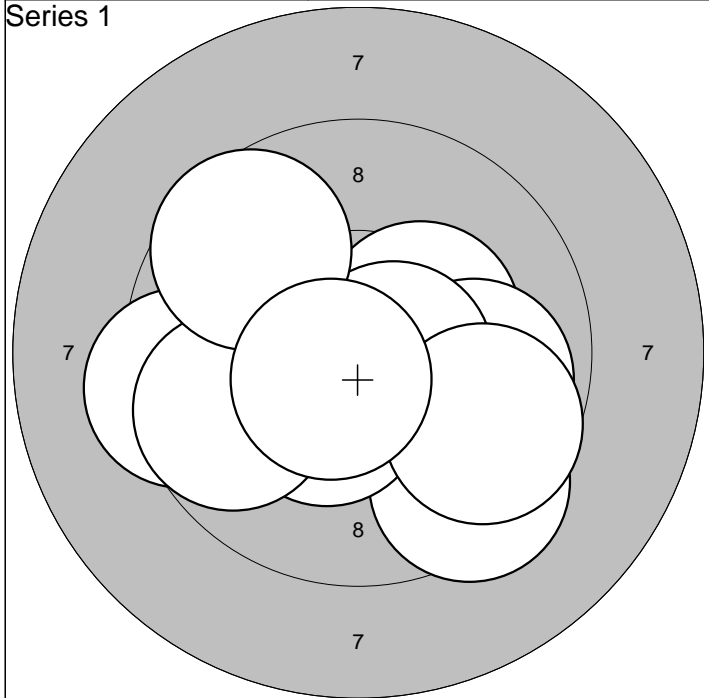
1: 9,1 ↙	6:10,5* ↙	Serie	88,0
2: 9,2 →	7: 9,1 →		
3:10,0 ↓	8: 8,5 ↙	Sum	178,0
4: 8,8 ↘	9: 8,9 ↖		
5: 9,5 ↓	10: 8,5 →		



1: 9,5 →	6:10,5* ↓	Serie	95,0
2:10,3* →	7:10,3* ↓		
3: 9,1 →	8:10,2* ↓	Sum	273,0
4:10,3* ↘	9: 9,0 ↖		
5: 9,7 ←	10: 9,5 →		

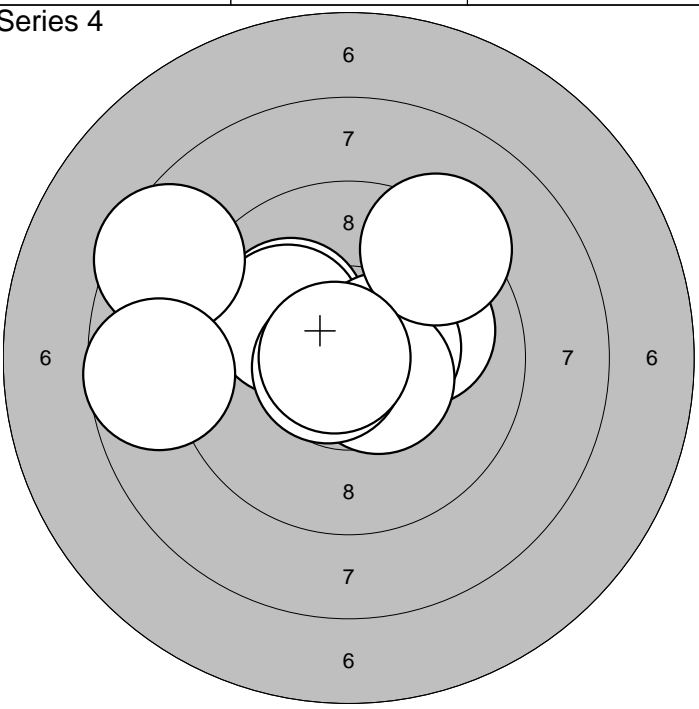
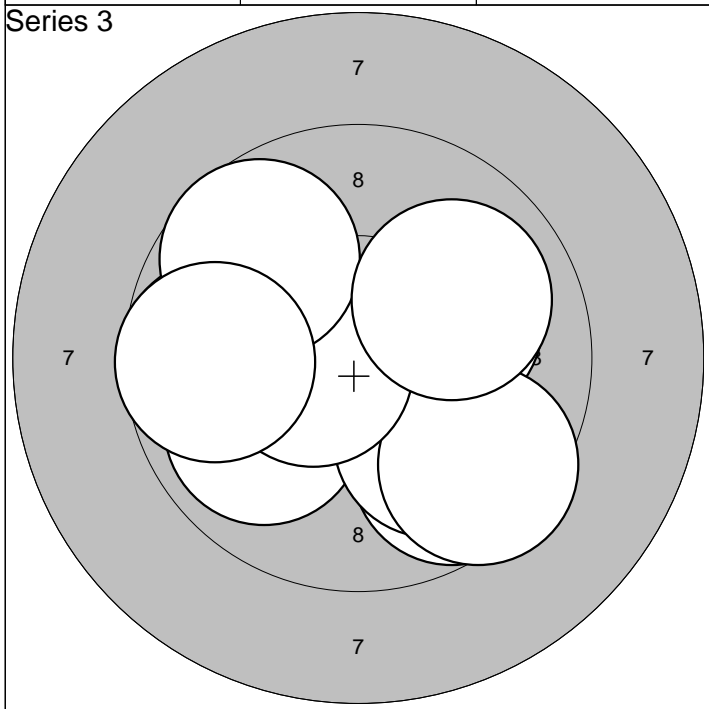


1: 8,1 ↙	6: 9,0 ↙	Serie	89,0
2:10,5* ↗	7:10,2* ↑		
3: 9,1 →	8: 9,7 →	Sum	362,0
4: 9,6 ↖	9:10,7* ↑		
5: 9,8 ↖	10: 6,5 ↖		



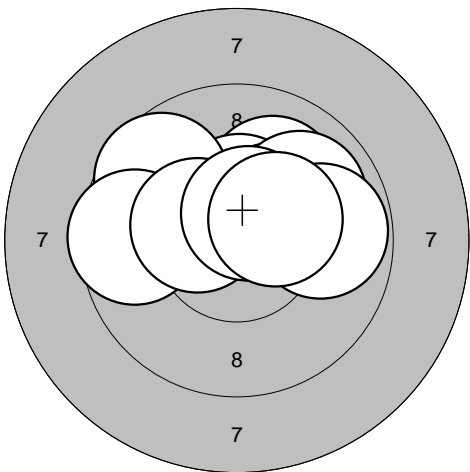
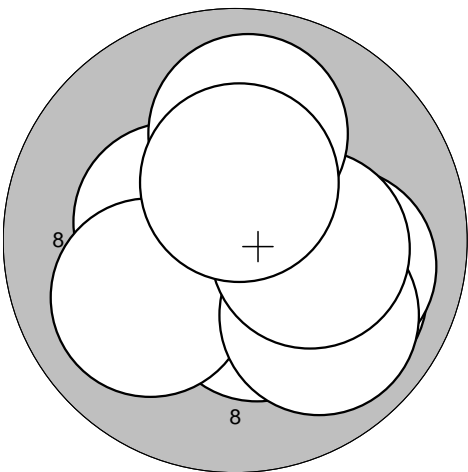
1:10,3* ↗	6: 9,7 ↘	Serie	94,0
2: 9,4 ↘	7: 9,4 ←		
3: 9,9 →	8: 9,7 ←	Sum	94,0
4:10,6* →	9: 9,6 ↗		
5:10,4* ↘	10:10,6* ↘		

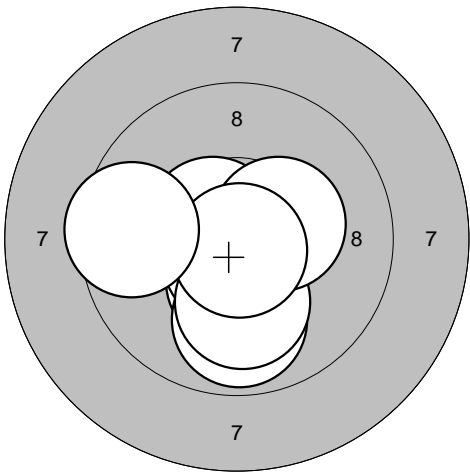
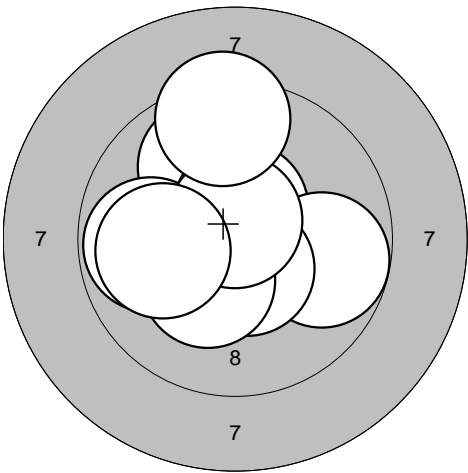
1:10,3* ↓	6:10,0 ↗	Serie	98,0
2:10,0 ↖	7: 9,9 ↗		
3:10,2* ↓	8:10,1 →	Sum	192,0
4:10,2* ↓	9:10,1 ←		
5: 9,4 ↘	10:10,2* ↖		

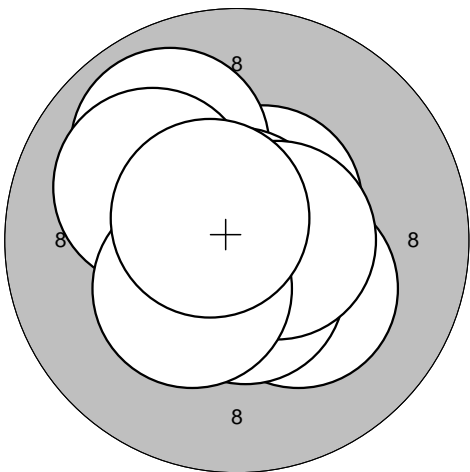
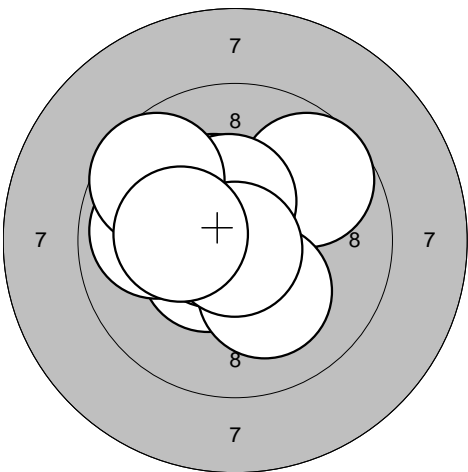


1: 9,9 ↖	6: 9,5 ↘	Serie	94,0
2: 9,7 ←	7:10,5* ←		
3: 9,7 ↘	8: 9,7 ↗	Sum	286,0
4:10,1 →	9:10,0 ↗		
5:10,0 ↘	10: 9,7 ←		

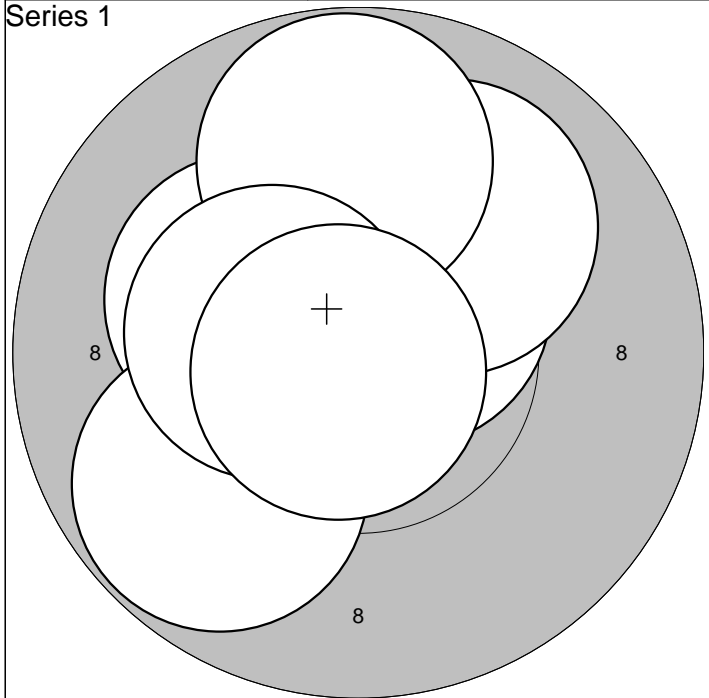
1:10,1 ↖	6:10,7* ↖	Serie	95,0
2:10,1 ↖	7: 9,3 ↗		
3:10,0 →	8: 8,5 ↖	Sum	381,0
4:10,5* →	9: 8,7 ←		
5:10,5* ↘	10:10,8* ←		

<p>Series 1</p> 	<p>1: 10,1 ↗ 2: 10,4* ↑ 3: 10,3* ↗ 4: 9,7 ↖ 5: 9,9 ↗ 6: 9,6 ← 7: 10,4* ↖ 8: 9,8 → 9: 10,5* ↗ 10: 10,4* ↗</p> <table border="1" style="width:100%; border-collapse: collapse;"> <tr><td>Serie</td><td style="text-align: right;">96,0</td></tr> <tr><td>Sum</td><td style="text-align: right;">96,0</td></tr> </table>	Serie	96,0	Sum	96,0	<p>Series 2</p> 	<p>1: 10,3* ↓ 2: 10,0 ↘ 3: 10,6* ↗ 4: 10,4* ↖ 5: 10,0 → 6: 10,0 ↖ 7: 9,9 ↓ 8: 10,2* → 9: 10,0 ↑ 10: 10,4* ↑</p> <table border="1" style="width:100%; border-collapse: collapse;"> <tr><td>Serie</td><td style="text-align: right;">99,0</td></tr> <tr><td>Sum</td><td style="text-align: right;">195,0</td></tr> </table>	Serie	99,0	Sum	195,0
Serie	96,0										
Sum	96,0										
Serie	99,0										
Sum	195,0										

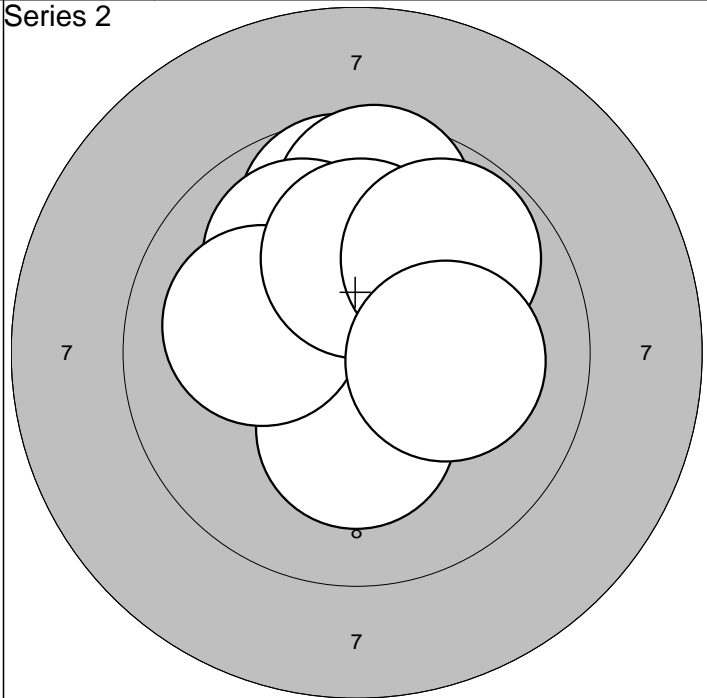
<p>Series 3</p> 	<p>1: 10,8* ↖ 2: 10,4* ↓ 3: 10,8* → 4: 10,6* ↖ 5: 9,9 ↓ 6: 10,7* ↓ 7: 10,1 ↓ 8: 10,3* → 9: 10,8* ↓ 10: 9,5 ←</p> <table border="1" style="width:100%; border-collapse: collapse;"> <tr><td>Serie</td><td style="text-align: right;">98,0</td></tr> <tr><td>Sum</td><td style="text-align: right;">293,0</td></tr> </table>	Serie	98,0	Sum	293,0	<p>Series 4</p> 	<p>1: 10,6* ↑ 2: 9,9 ↗ 3: 9,8 ← 4: 10,5* ↑ 5: 9,8 → 6: 10,5* ↓ 7: 10,3* ↘ 8: 10,7* ↑ 9: 9,4 ↑ 10: 10,0 ←</p> <table border="1" style="width:100%; border-collapse: collapse;"> <tr><td>Serie</td><td style="text-align: right;">96,0</td></tr> <tr><td>Sum</td><td style="text-align: right;">389,0</td></tr> </table>	Serie	96,0	Sum	389,0
Serie	98,0										
Sum	293,0										
Serie	96,0										
Sum	389,0										

<p>Series 5</p> 	<p>1: 10,6* ↗ 2: 10,6* ↖ 3: 9,9 ↗ 4: 10,8* ↑ 5: 10,2* ↘ 6: 10,5* ↓ 7: 10,6* → 8: 10,1 ↗ 9: 10,4* ↘ 10: 10,6* ↖</p> <table border="1" style="width:100%; border-collapse: collapse;"> <tr><td>Serie</td><td style="text-align: right;">99,0</td></tr> <tr><td>Sum</td><td style="text-align: right;">488,0</td></tr> </table>	Serie	99,0	Sum	488,0	<p>Series 6</p> 	<p>1: 10,3* ↗ 2: 10,5* ↖ 3: 9,7 ↗ 4: 10,7* ↖ 5: 9,9 ↖ 6: 10,4* ↑ 7: 10,2* ↓ 8: 10,8* ↓ 9: 9,6 ↖ 10: 10,2* ←</p> <table border="1" style="width:100%; border-collapse: collapse;"> <tr><td>Serie</td><td style="text-align: right;">97,0</td></tr> <tr><td>Sum</td><td style="text-align: right;">585,0</td></tr> </table>	Serie	97,0	Sum	585,0
Serie	99,0										
Sum	488,0										
Serie	97,0										
Sum	585,0										

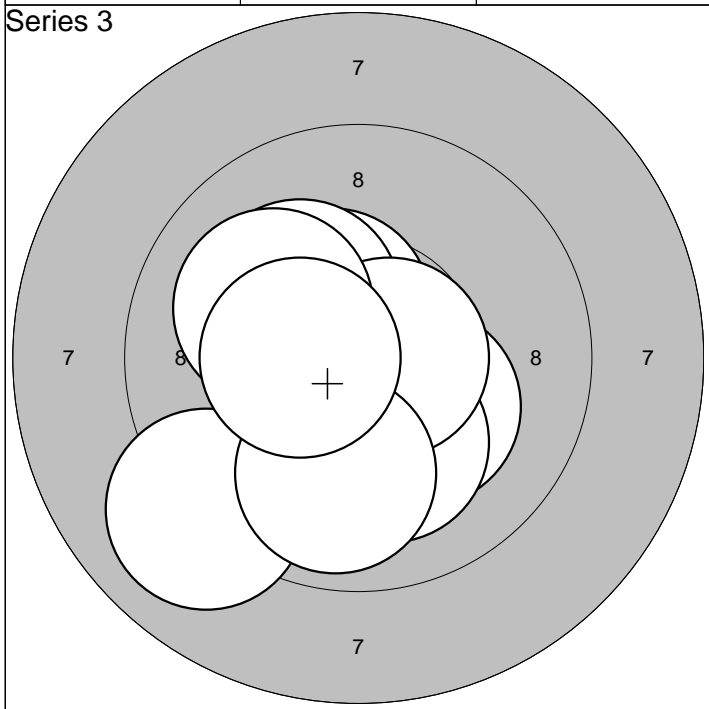




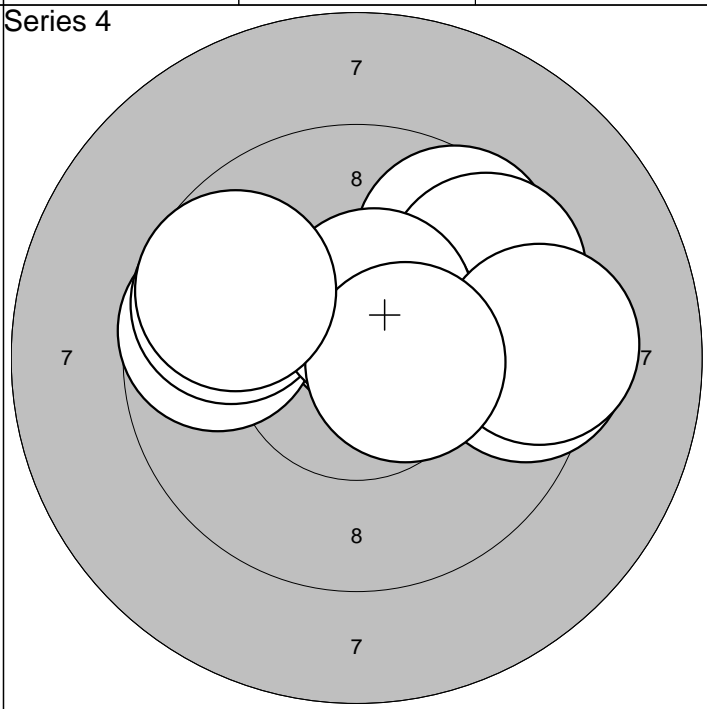
1:10,4* ↗	6:10,0 ↗	Serie	98,0
2:10,2* ↖	7: 9,8 ↑		
3:10,6* ↑	8: 9,8 ↘	Sum	98,0
4:10,6* ←	9:10,4* ←		
5:10,5* ↗	10:10,8* ↘		



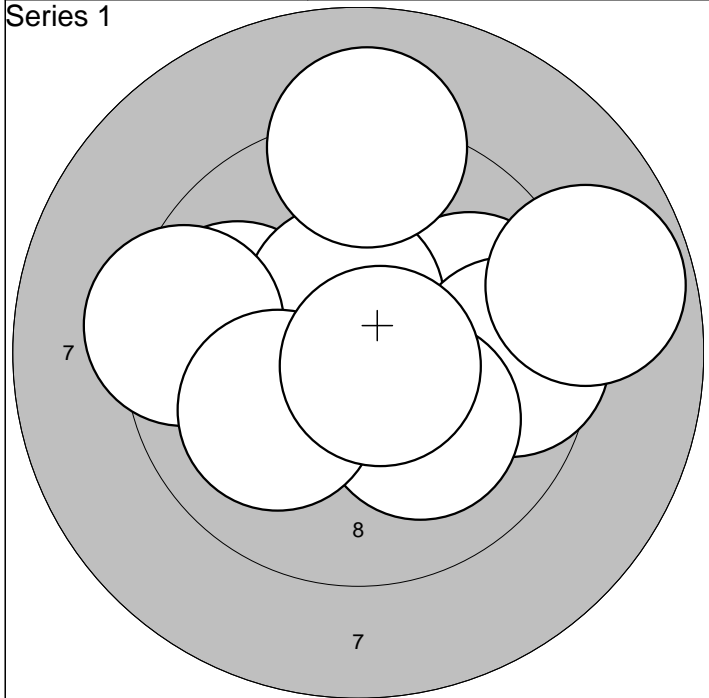
1:10,3* ↖	6:10,3* ↓	Serie	97,0
2: 9,7 ↑	7:10,1 ↖		
3: 9,6 ↑	8:10,1 ↑	Sum	195,0
4:10,3* ↑	9: 9,8 ↗		
5:10,0 ↖	10:10,2* →		



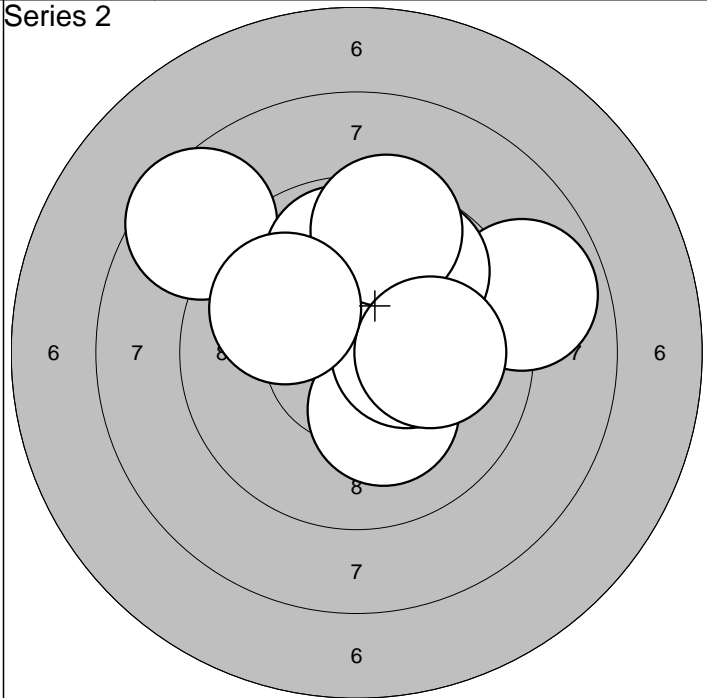
1:10,2* ↘	6: 9,0 ↘	Serie	98,0
2:10,1 ↘	7:10,7* →		
3:10,4* ↗	8: 9,9 ↓	Sum	293,0
4:10,6* ←	9:10,0 ↖		
5:10,2* ↗	10:10,4* ←		



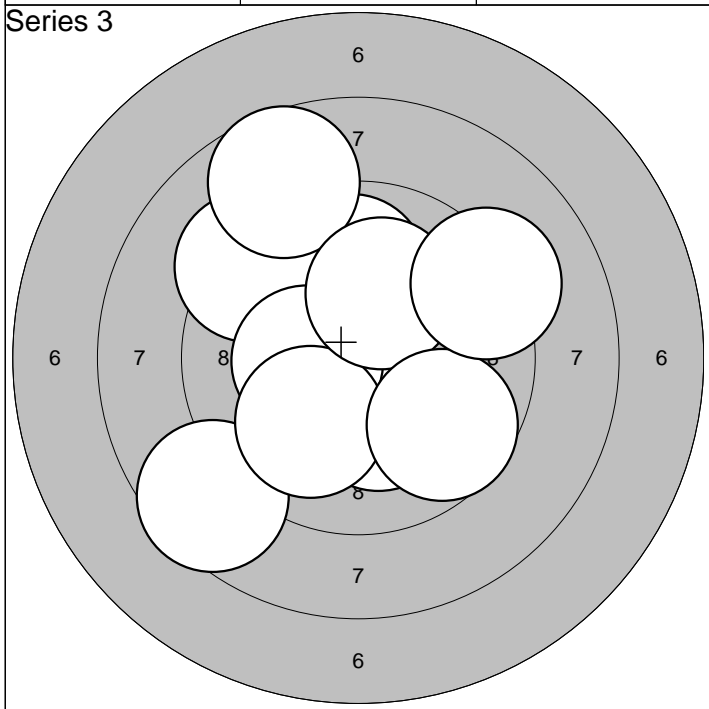
1: 9,6 ↗	6: 9,7 ↖	Serie	93,0
2: 9,6 ↗	7:10,5* ↑		
3:10,6* ↗	8: 9,3 →	Sum	386,0
4: 9,7 ←	9:10,5* →		
5: 9,4 →	10: 9,7 ↖		



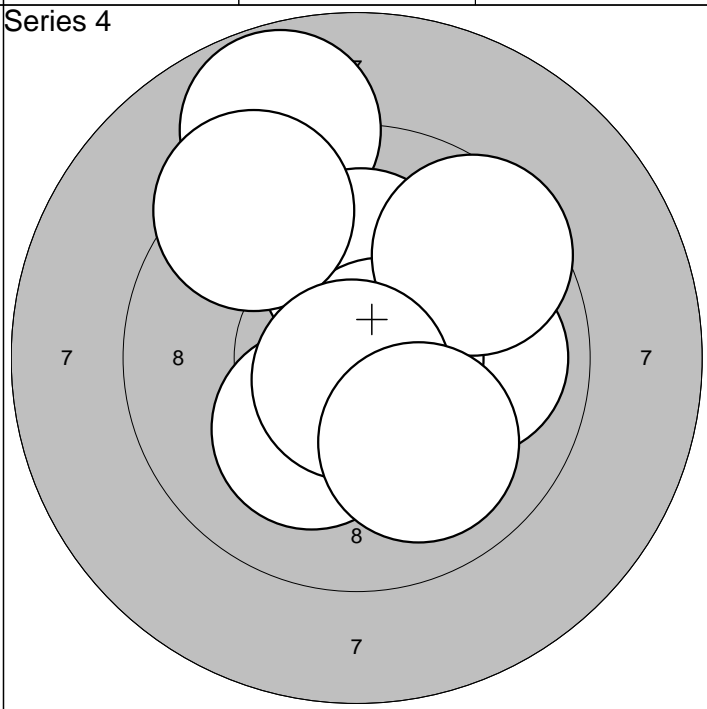
1: 9,9 →	6: 9,4 ←		Serie	93,0
2: 9,8 ←	7: 8,8 →		Sum	93,0
3: 10,5* ↑	8: 10,1 ↓			
4: 9,1 ↑	9: 10,1 ←			
5: 9,6 →	10: 10,7* ↓			



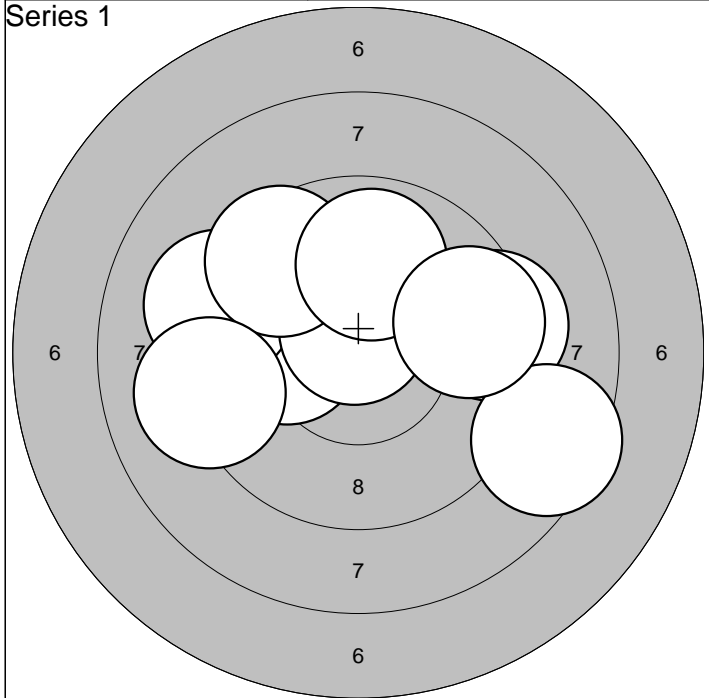
1: 8,9 →	6: 10,4* →		Serie	93,0
2: 8,6 ↖	7: 9,9 ↑		Sum	186,0
3: 9,8 ↗	8: 9,5 ↑			
4: 10,6* →	9: 10,1 →			
5: 10,2* ↓	10: 10,0 ↖			



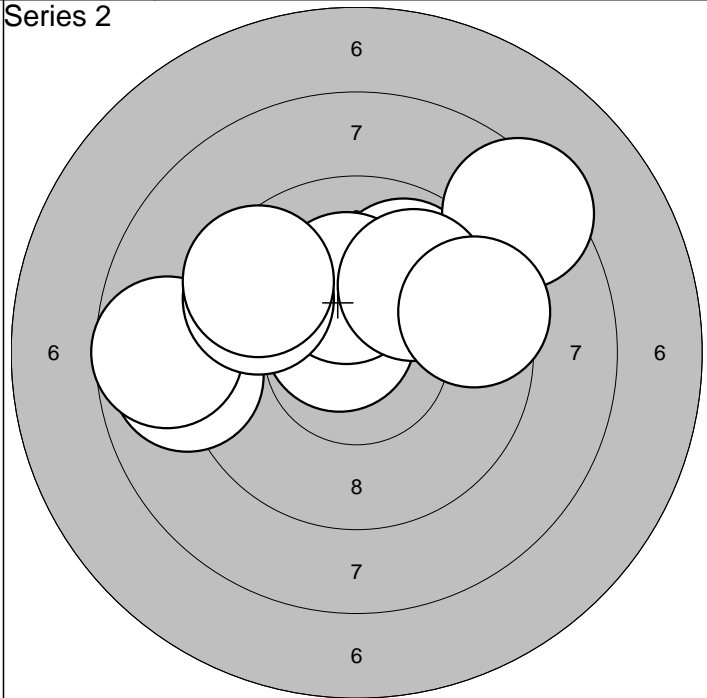
1: 9,9 ↑	6: 10,0 ↙		Serie	92,0
2: 9,3 ↖	7: 8,7 ↗		Sum	278,0
3: 10,2* ↓	8: 10,2* ↗			
4: 10,3* ←	9: 9,7 ↘			
5: 8,6 ↙	10: 9,2 ↗			



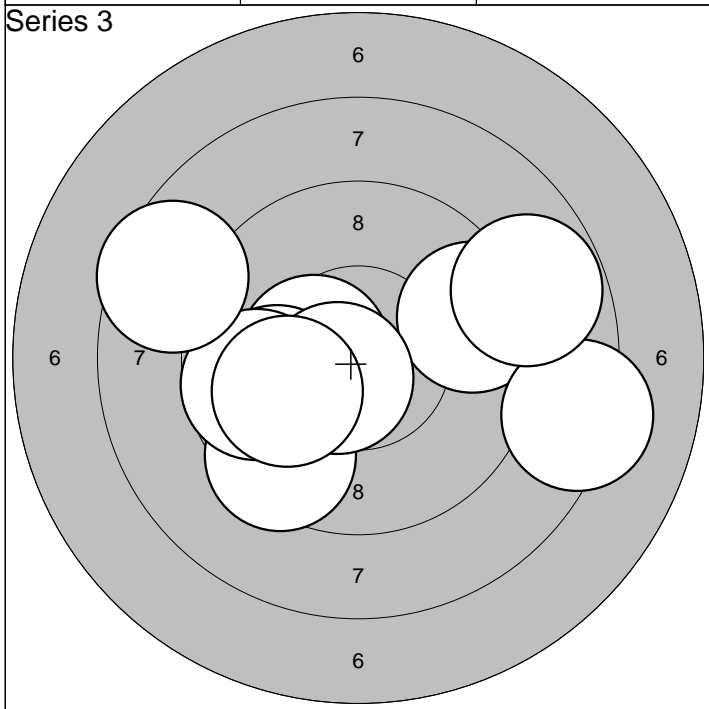
1: 8,8 ↑	6: 10,7* →		Serie	96,0
2: 10,2* ↑	7: 9,4 ↖		Sum	374,0
3: 10,4* →	8: 9,6 ↗			
4: 10,2* ↙	9: 10,8* ↓			
5: 10,0 →	10: 10,0 ↓			



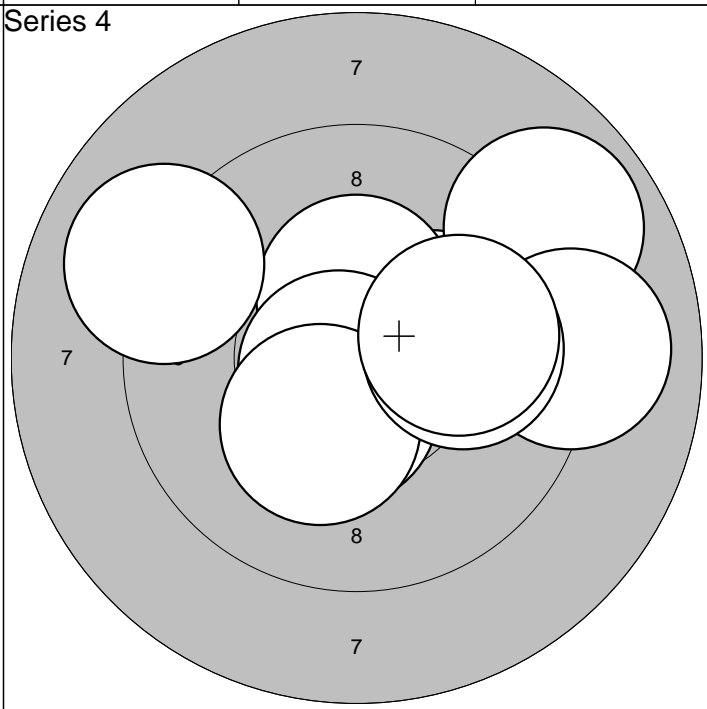
1:10,1 ←	6: 9,5 ↖	Serie	92,0
2: 9,3 →	7: 8,5 →		
3:10,2* ↑	8: 9,9 ↑	Sum	92,0
4: 9,2 ←	9: 9,1 ←		
5:10,7* ↑	10: 9,6 →		



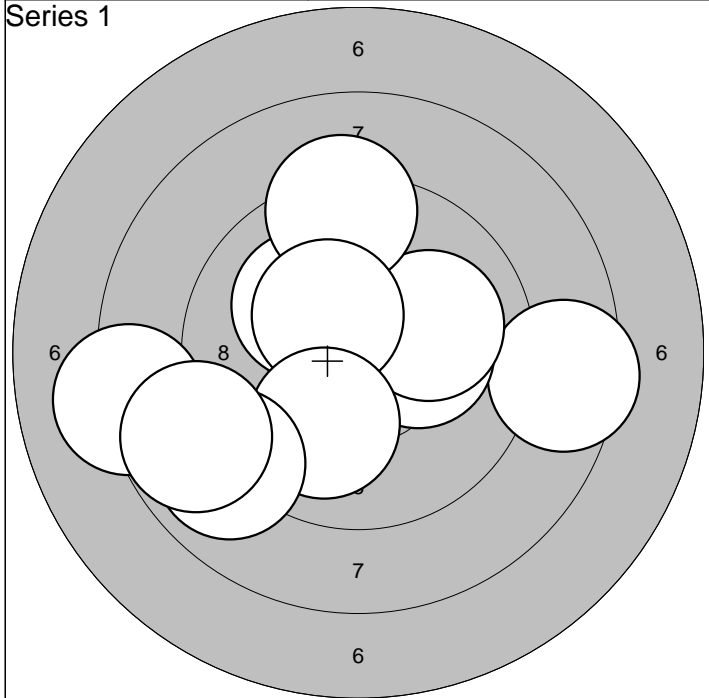
1: 8,9 ←	6: 8,7 ←	Serie	89,0
2:10,7* ↖	7: 9,9 ↗		
3: 9,9 ↗	8: 9,6 ↖	Sum	181,0
4: 8,4 ↗	9: 9,5 ↖		
5:10,2* ↑	10: 9,5 →		



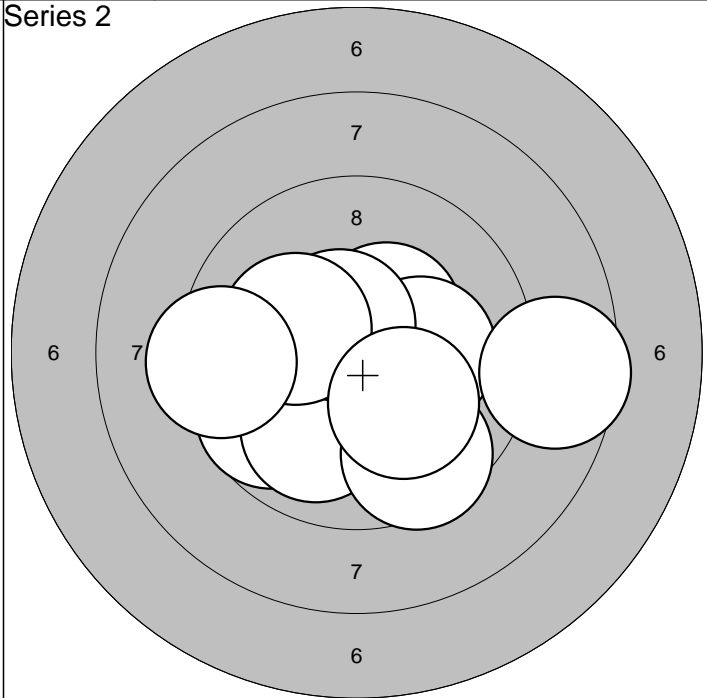
1:10,4* ←	6: 9,7 ←	Serie	90,0
2: 9,9 ←	7: 8,3 →		
3: 9,5 →	8: 8,5 ←	Sum	271,0
4: 9,5 ↙	9:10,0 ←		
5:10,6* ↙	10: 8,8 →		



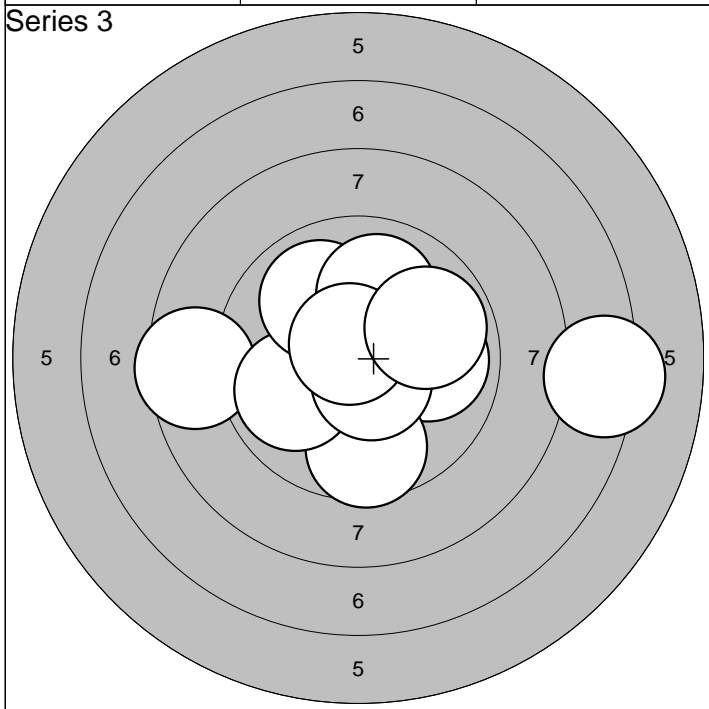
1:10,2* →	6: 8,9 ↗	Serie	96,0
2:10,5* ↓	7: 9,0 →		
3:10,4* ↑	8: 9,0 ↖	Sum	367,0
4:10,8* ↙	9:10,0 →		
5:10,3* ↙	10:10,0 →		



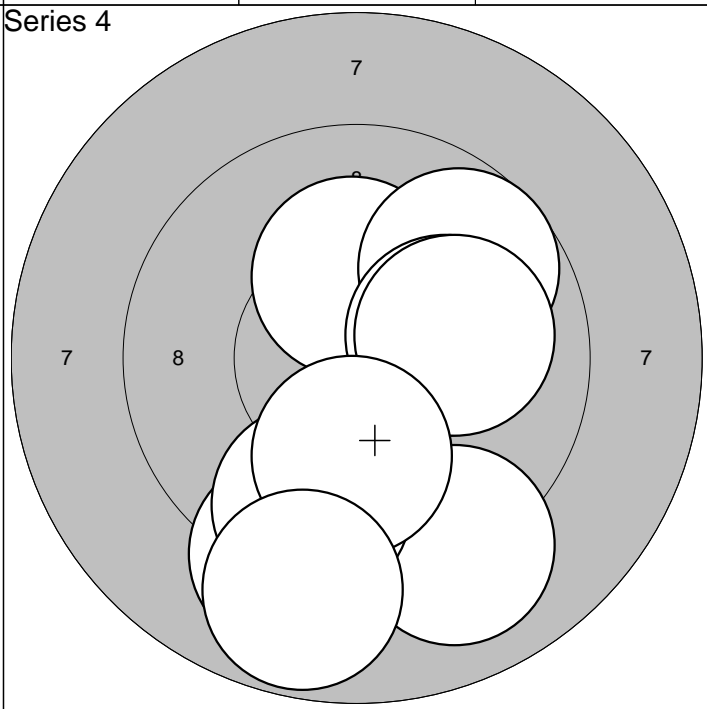
1: 8,5 →	6: 9,2 ↑	Serie	91,0
2:10,2* →	7:10,4* ↗		
3:10,1 →	8:10,0 ↓	Sum	91,0
4: 8,2 ←	9: 8,9 ↙		
5:10,1 ↗	10: 8,8 ↖		



1: 9,7 ↙	6:10,6* ↗	Serie	95,0
2:10,0 ↓	7:10,2* ↖		
3:10,4* ↗	8: 9,3 ←	Sum	186,0
4:10,2* →	9:10,1 ↓		
5: 9,5 ↓	10: 8,6 →		



1: 9,9 →	6:10,0 ↗	Serie	91,0
2: 7,3 →	7:10,0 ↑		
3: 9,6 ↓	8:10,6* ↓	Sum	277,0
4: 8,5 ←	9:10,7* ↗		
5: 9,9 ↖	10: 9,9 →		



1: 9,3 ↓	6:10,1 →	Serie	93,0
2: 9,1 ↓	7: 9,0 ↓		
3:10,2* ↑	8: 9,6 ↓	Sum	370,0
4: 9,7 ↗	9:10,1 ↓		
5:10,1 →	10: 8,8 ↓		

Lag  
**4**

Skive  
**2**

# Marina Wahlstedt

Day 3, Rifle

Sjuhäradsbygdens SSK

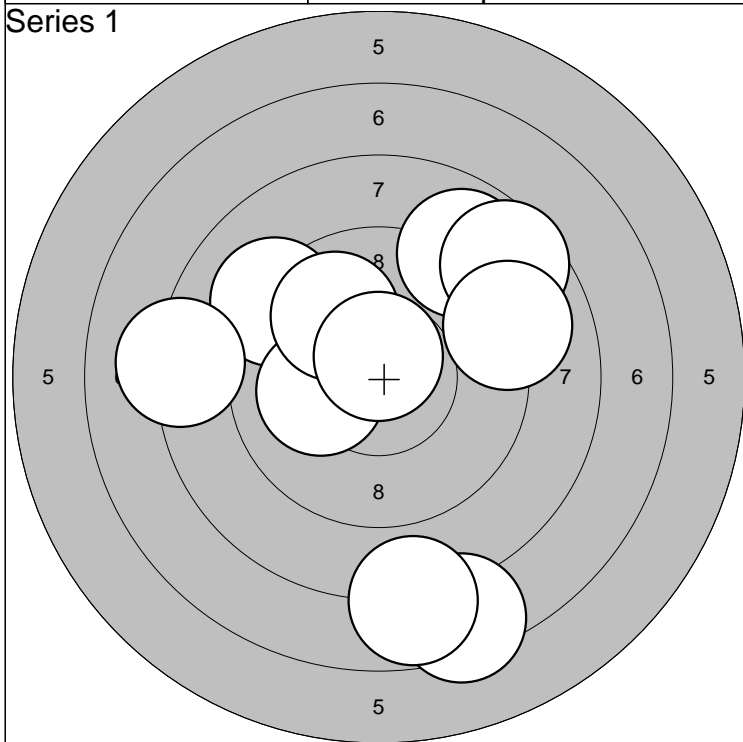
ARV

3-6.1.2010

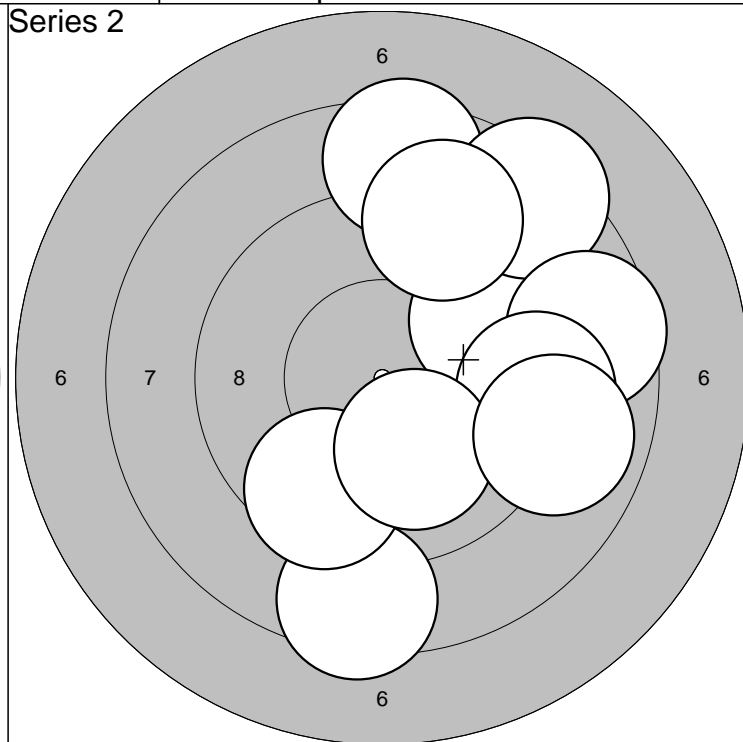
Swedish Cup 2010

Swedishcup 10

Series 1



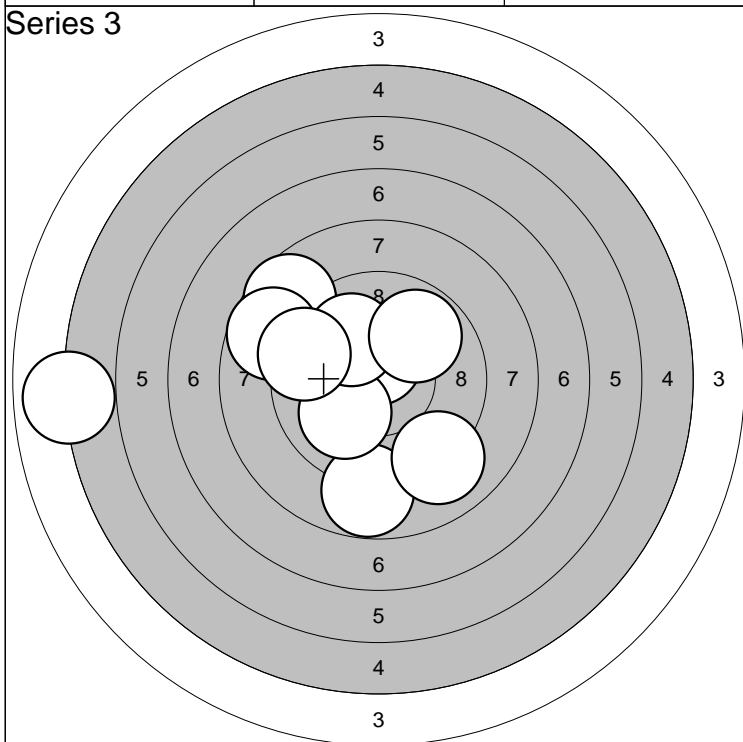
Series 2



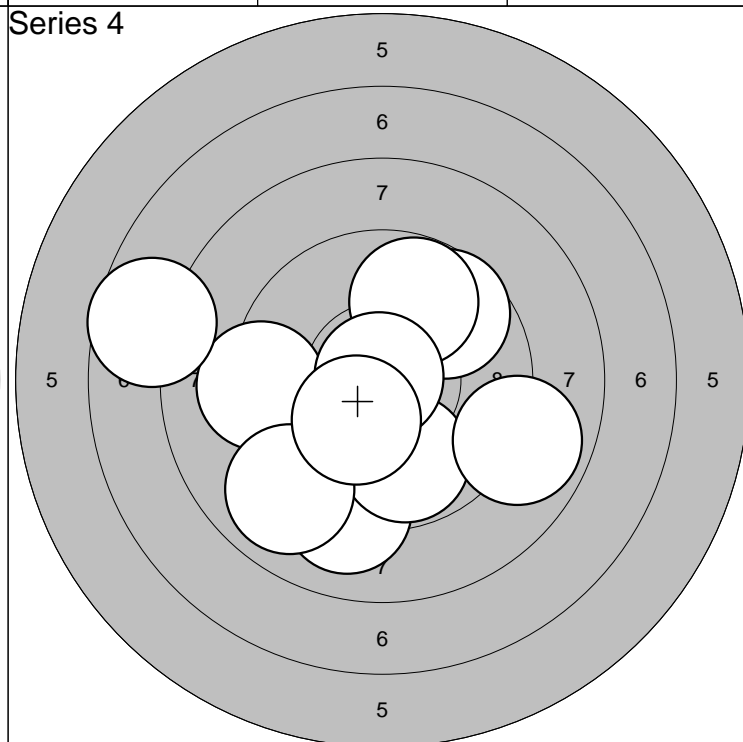
1: 9,2 ↖	6: 10,7* ↑	Serie	85,0
2: 8,9 ↗	7: 7,8 ↓		
3: 10,1 ←	8: 8,6 ↗	Sum	85,0
4: 7,4 ↓	9: 9,0 →		
5: 9,9 ↗	10: 8,2 ←		

1: 8,5 ↑	6: 9,6 ↓	Serie	86,0
2: 8,5 ↓	7: 9,2 →		
3: 9,6 ↗	8: 10,1 ↓	Sum	171,0
4: 8,4 ↗	9: 8,9 →		
5: 8,6 →	10: 9,1 ↑		

Series 3



Series 4

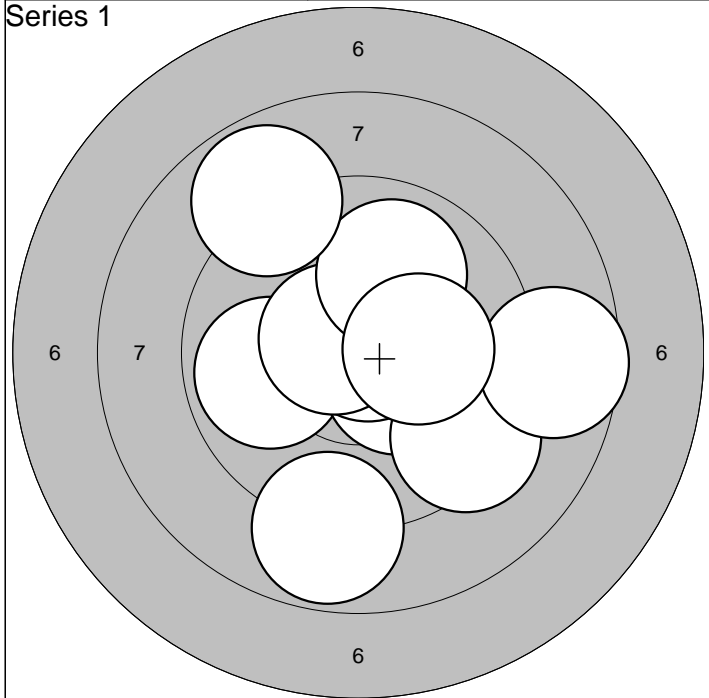


1: 8,8 ↓	6: 8,7 ↖	Serie	85,0
2: 10,6* ↑	7: 9,0 ↓		
3: 10,0 ↙	8: 10,0 ↗	Sum	256,0
4: 8,6 ↖	9: 9,4 ↖		
5: 4,9 ←	10: 9,8 ↗		

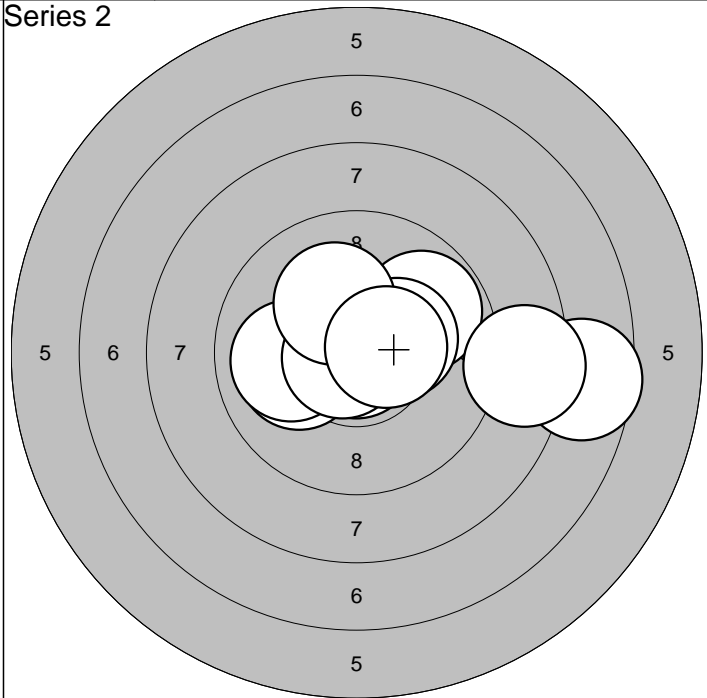
1: 9,1 ↓	6: 7,6 ↖	Serie	89,0
2: 9,7 ↗	7: 9,8 ↗		
3: 9,3 ←	8: 10,9* ↖	Sum	345,0
4: 9,8 ↓	9: 9,0 ↓		
5: 8,9 →	10: 10,3* ↓		

Edman Precision, Morini, Interprodukter

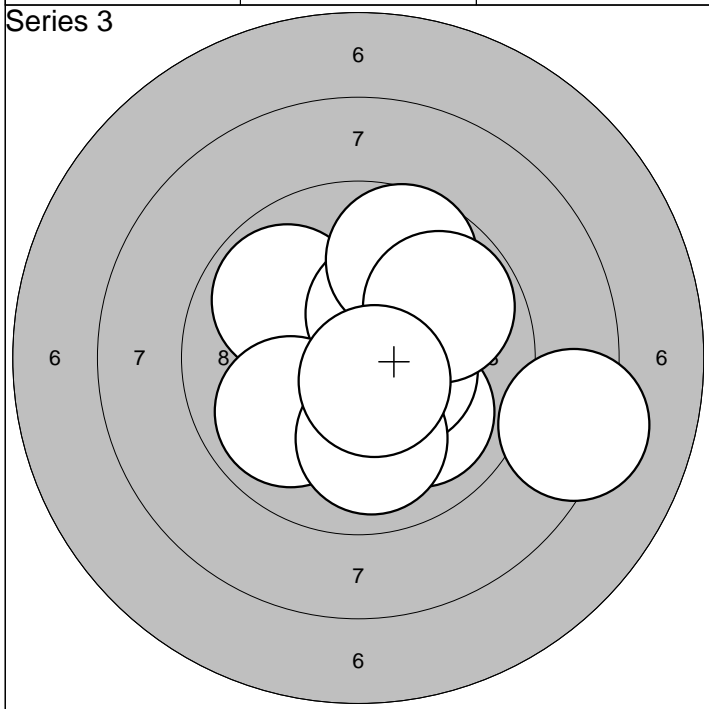
Sävsjö kommun, Sävsjö Skytte Center



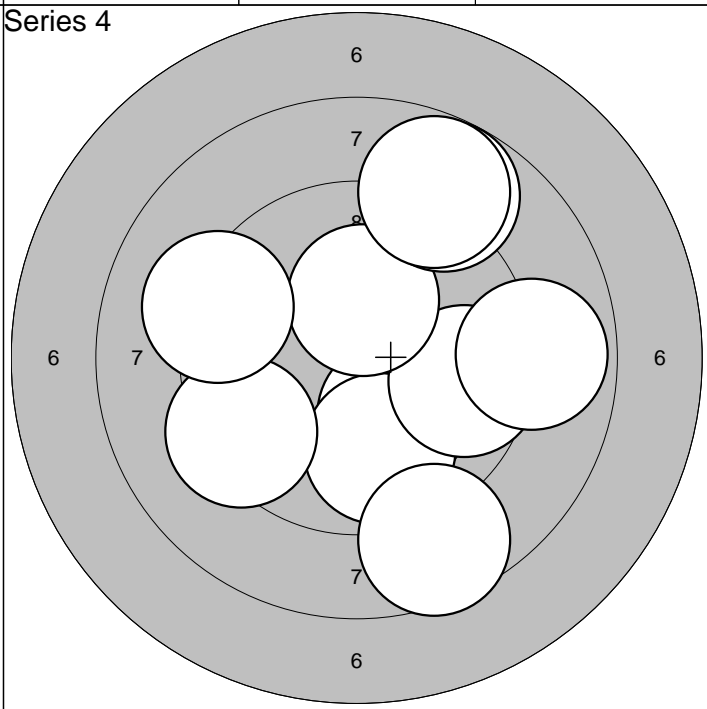
1: 9,9 ↙	6:10,6* ↖	Serie	91,0
2:10,4* ↘	7: 8,6 →		
3: 8,8 ↓	8: 9,9 ↗	Sum	91,0
4: 9,3 ↘	9:10,2* →		
5:10,8* ↗	10: 8,8 ↗		



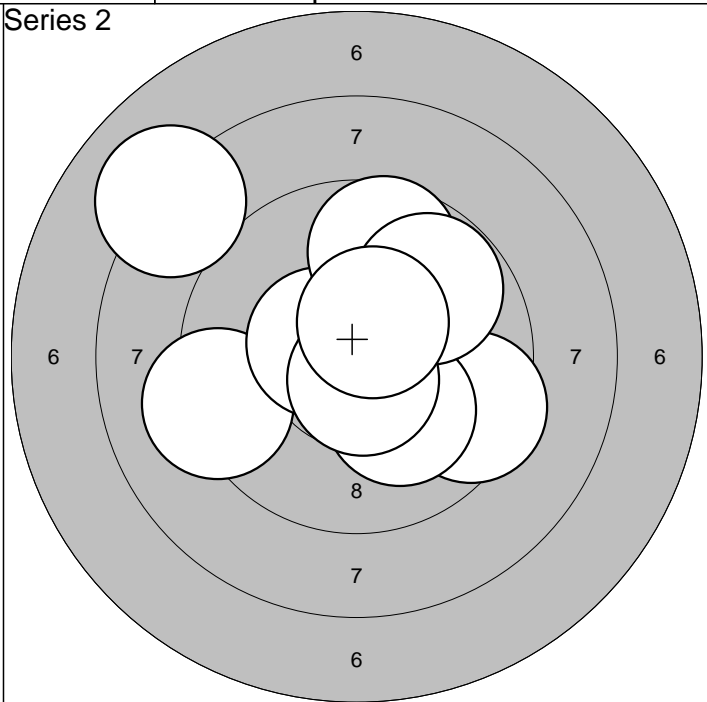
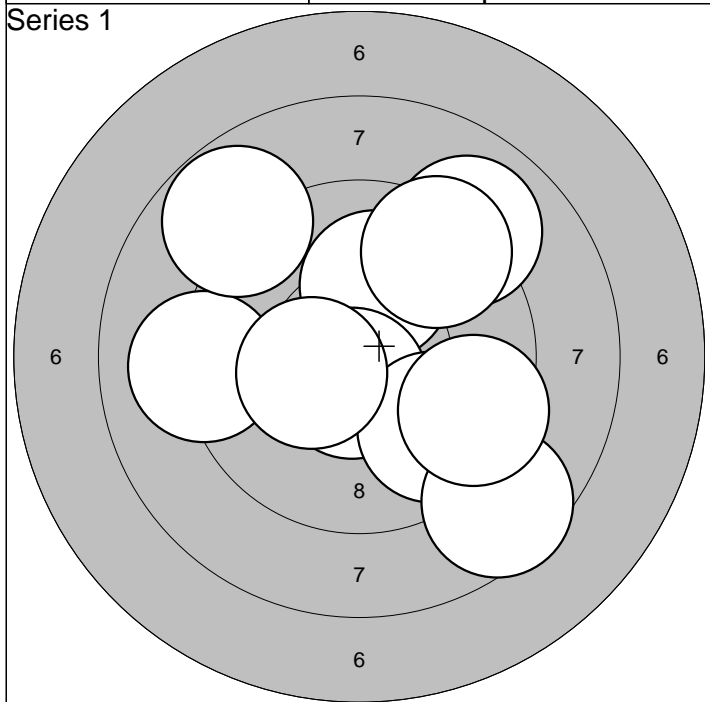
1: 9,8 ↗	6:10,3* →	Serie	94,0
2:10,1 ↙	7: 7,6 →		
3:10,9* ↓	8:10,2* ↖	Sum	185,0
4:10,0 ↙	9: 8,5 →		
5:10,7* ↙	10:10,5* →		



1: 9,9 ↗	6:10,4* →	Serie	94,0
2:10,0 ↘	7: 9,9 ↙		
3: 8,3 →	8:10,0 ↓	Sum	279,0
4:10,4* ↗	9: 9,8 ↗		
5: 9,7 ↗	10:10,6* ↘		

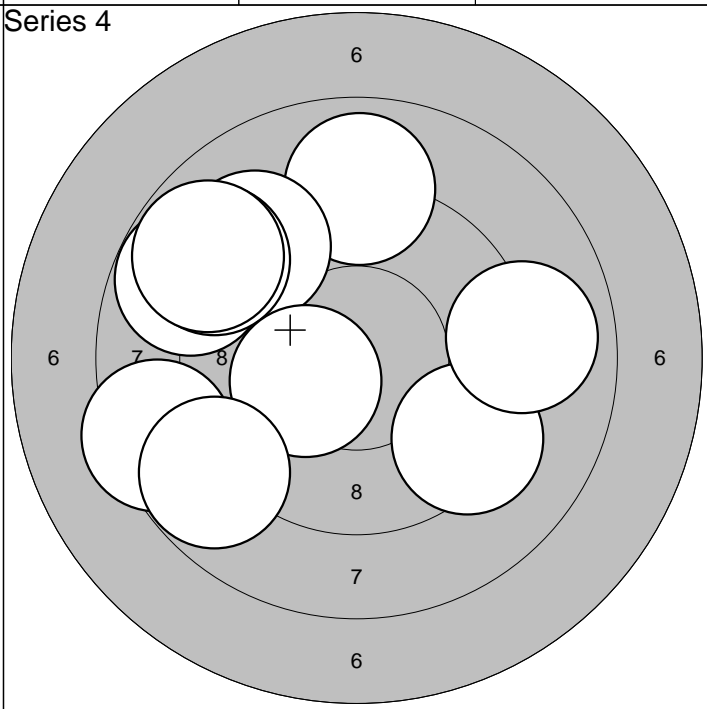
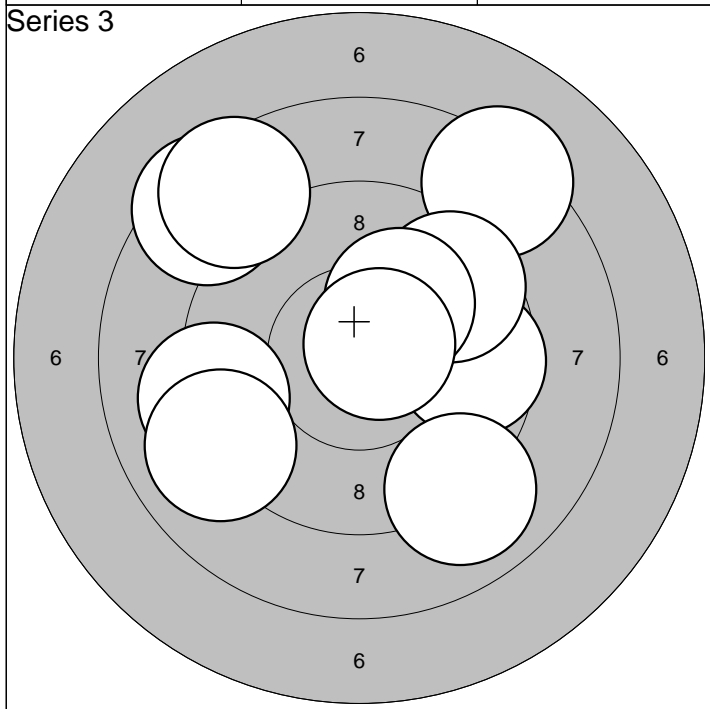


1:10,1 ↓	6: 9,3 ↙	Serie	88,0
2: 9,8 ↓	7: 8,8 ↗		
3: 9,6 →	8: 8,6 ↓	Sum	367,0
4: 8,9 →	9: 9,2 ↙		
5:10,3* ↗	10: 8,8 ↗		



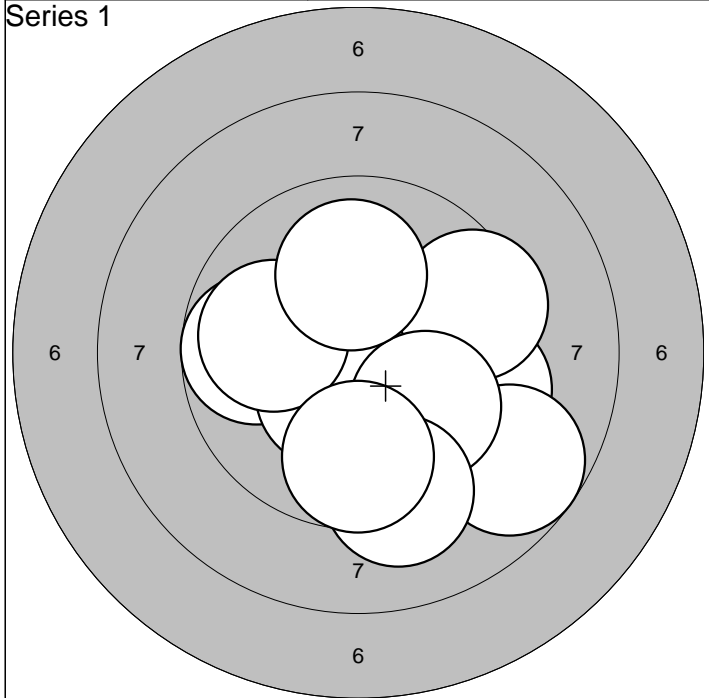
1: 9,0 ↗	6: 9,4 ↗	Serie	91,0
2:10,1 ↑	7:10,3* ←		
3: 9,1 ←	8: 8,6 ↓	Sum	91,0
4:10,6* ↓	9: 9,4 →		
5: 9,7 ↓	10: 8,8 ↗		

1: 9,2 ←	6: 9,7 ↑	Serie	94,0
2:10,5* ←	7: 9,8 ↗		
3: 9,5 →	8:10,7* ↓	Sum	185,0
4:10,5* ↓	9:10,5* ↑		
5:10,1 ↓	10: 8,1 ↖		

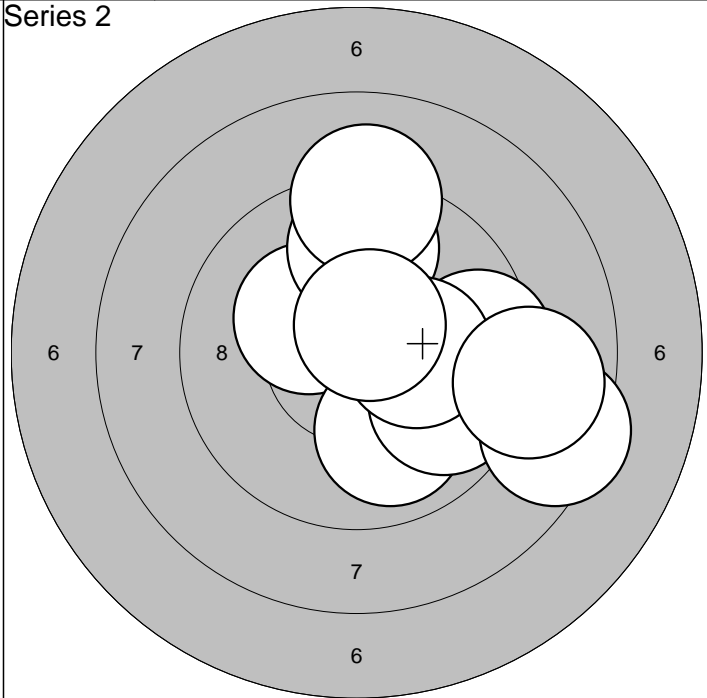


1: 8,3 ↗	6:10,2* ↗	Serie	89,0
2: 8,4 ↖	7:10,6* ↗		
3: 8,5 ↖	8: 9,2 ←	Sum	274,0
4: 9,6 →	9: 9,0 ←		
5: 9,6 ↗	10: 9,0 ↓		

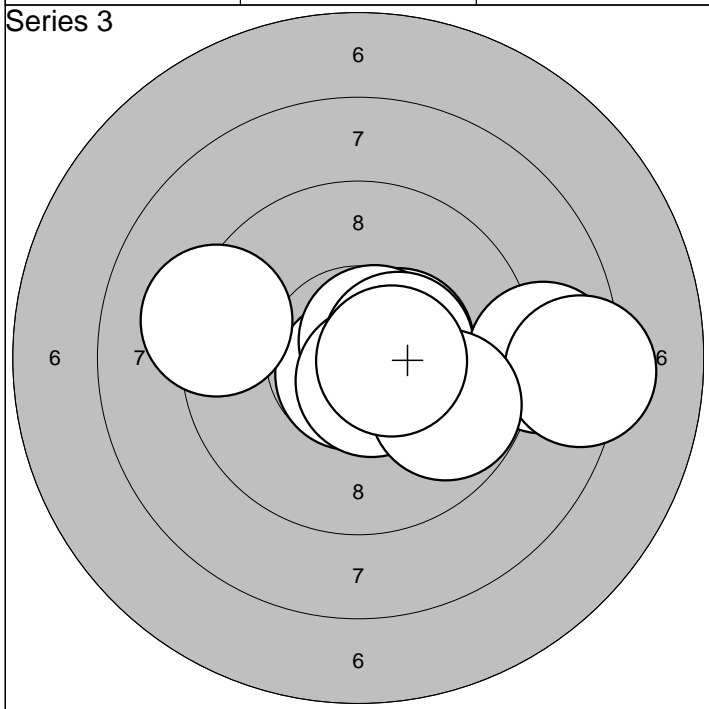
1: 8,4 ←	6: 8,9 ↖	Serie	85,0
2: 8,8 ←	7:10,3* ←		
3: 9,3 →	8: 8,8 ←	Sum	359,0
4: 8,9 ↑	9: 8,8 ↖		
5: 9,2 ↖	10: 9,0 →		



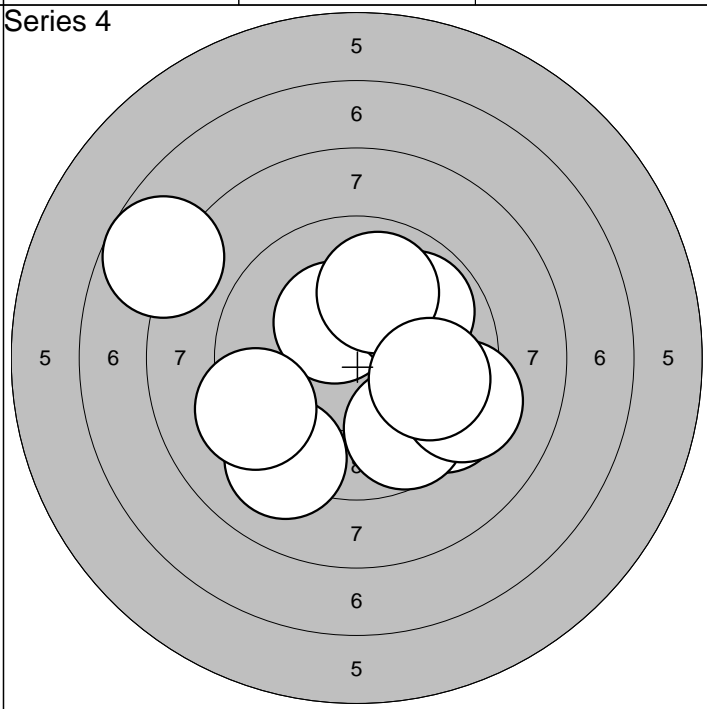
1: 9,5 →	6: 9,9 ←		Serie	91,0
2: 9,5 →	7: 9,9 ↘			
3: 9,8 ←	8: 9,3 ↓		Sum	91,0
4: 8,7 ↘	9: 9,7 ↓			
5: 10,3* ↙	10: 10,0 ↑			



1: 10,3* ↖	6: 9,7 ↘		Serie	91,0
2: 9,5 →	7: 8,4 →			
3: 9,9 ↓	8: 10,2* →		Sum	182,0
4: 9,7 ↑	9: 10,6* ↗			
5: 9,1 ↑	10: 8,9 →			

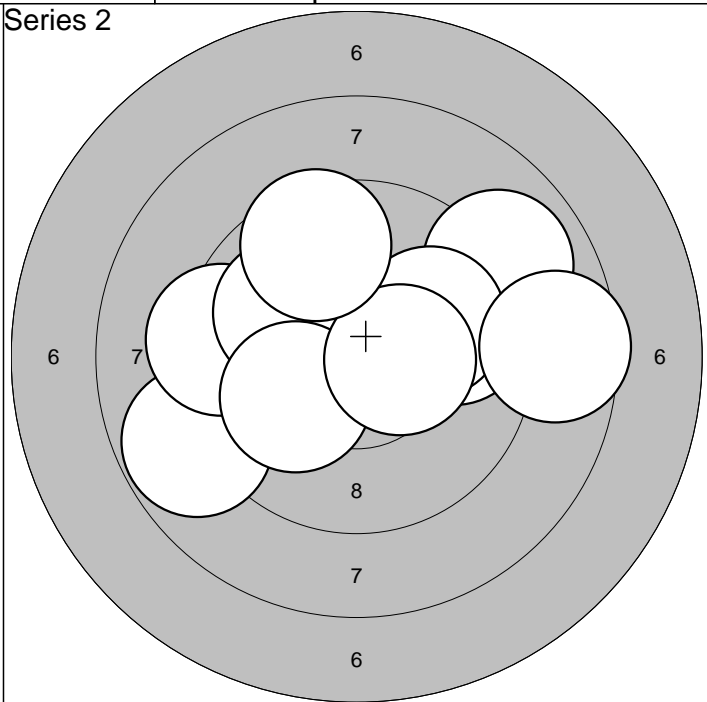
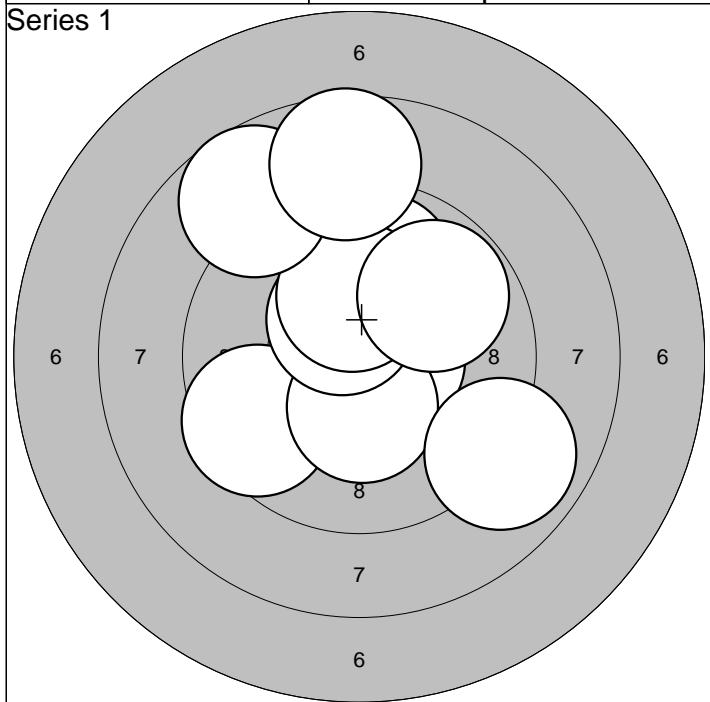


1: 10,4* →	6: 10,6* ↓		Serie	94,0
2: 10,7* ↓	7: 8,3 →			
3: 10,7* ↗	8: 9,8 ↘		Sum	276,0
4: 10,4* →	9: 10,6* →			
5: 8,8 →	10: 9,2 ←			



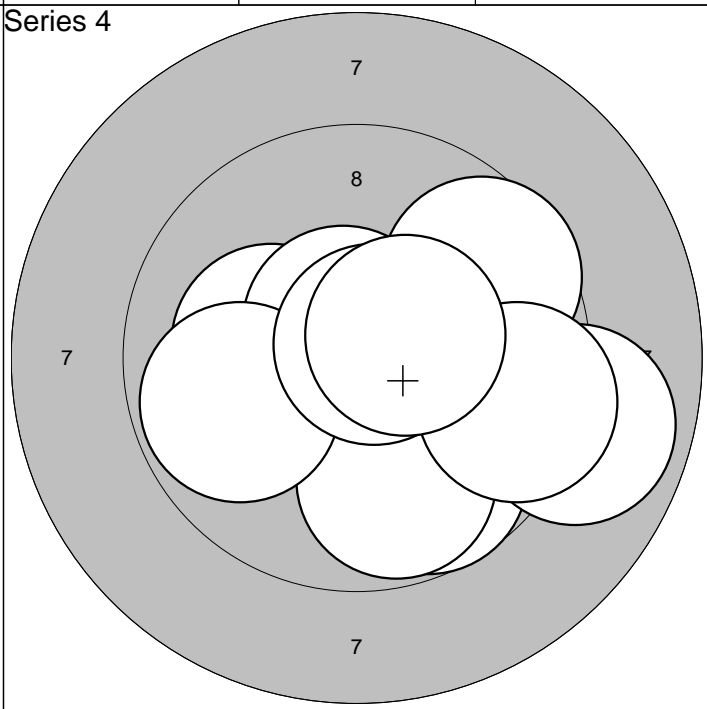
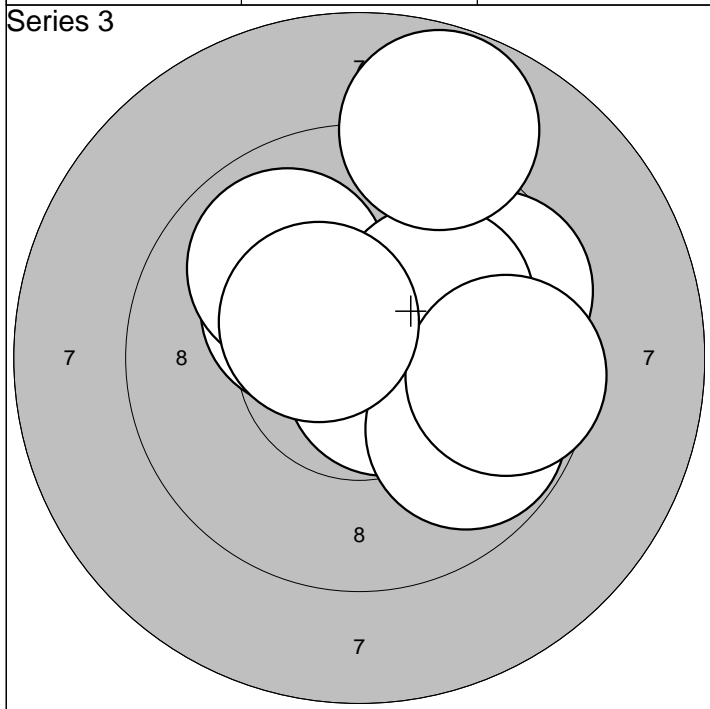
1: 10,4* ↖	6: 9,9 ↗		Serie	89,0
2: 7,7 ↖	7: 9,3 →			
3: 9,4 ↘	8: 9,3 ←		Sum	365,0
4: 9,7 ↓	9: 9,9 ↑			
5: 9,1 ↙	10: 9,8 →			





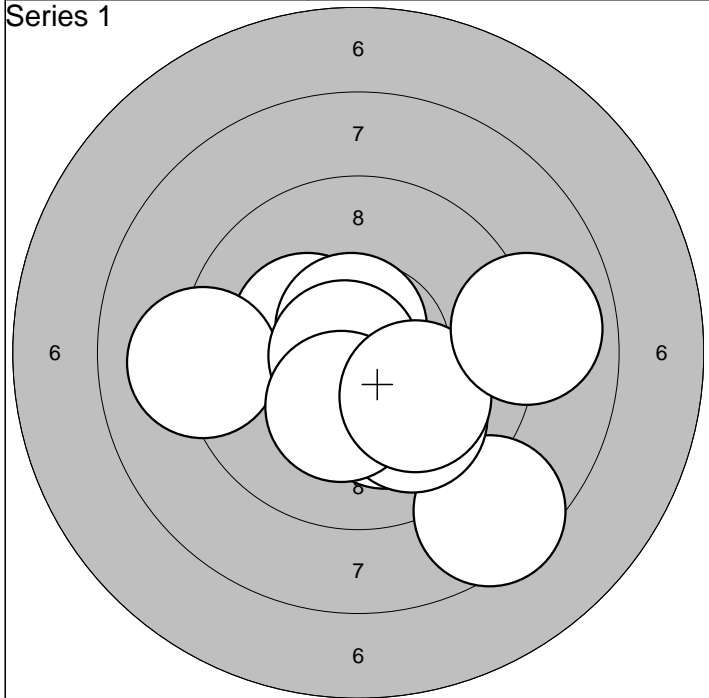
1: 10,6* →	6: 10,5* ↗	Serie	91,0
2: 9,9 ↑	7: 10,2* ↑		
3: 9,5 ↙	8: 8,7 ↘	Sum	91,0
4: 10,4* ↓	9: 9,8 ↗		
5: 8,9 ↘	10: 8,7 ↑		

1: 8,8 ↙	6: 10,1 ↙	Serie	92,0
2: 9,4 ←	7: 10,0 →		
3: 10,0 ↖	8: 8,6 →	Sum	183,0
4: 9,8 →	9: 10,4* →		
5: 9,0 ↗	10: 9,5 ↑		

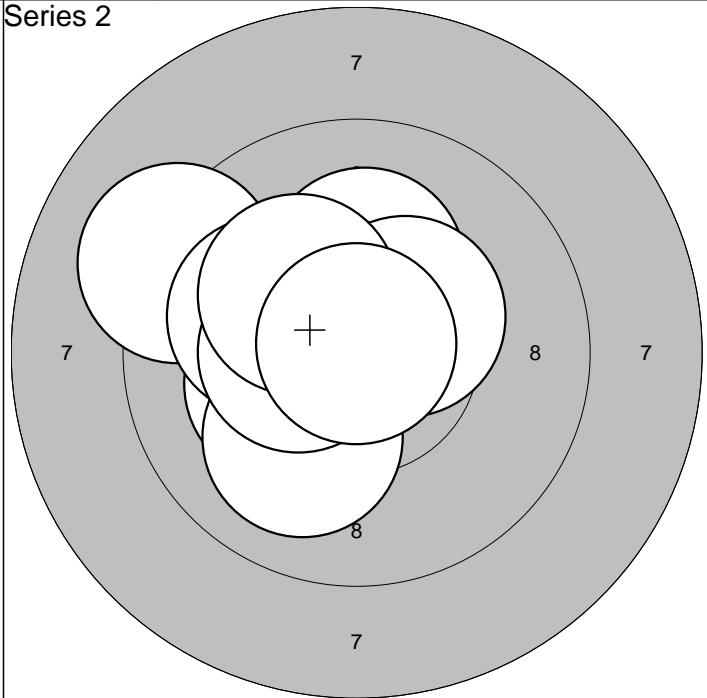


1: 9,8 ↗	6: 10,1 ↗	Serie	93,0
2: 10,7* ↘	7: 9,8 ↘		
3: 10,3* ↖	8: 9,6 →	Sum	276,0
4: 9,6 ↗	9: 8,8 ↑		
5: 9,9 ↖	10: 10,5* ↖		

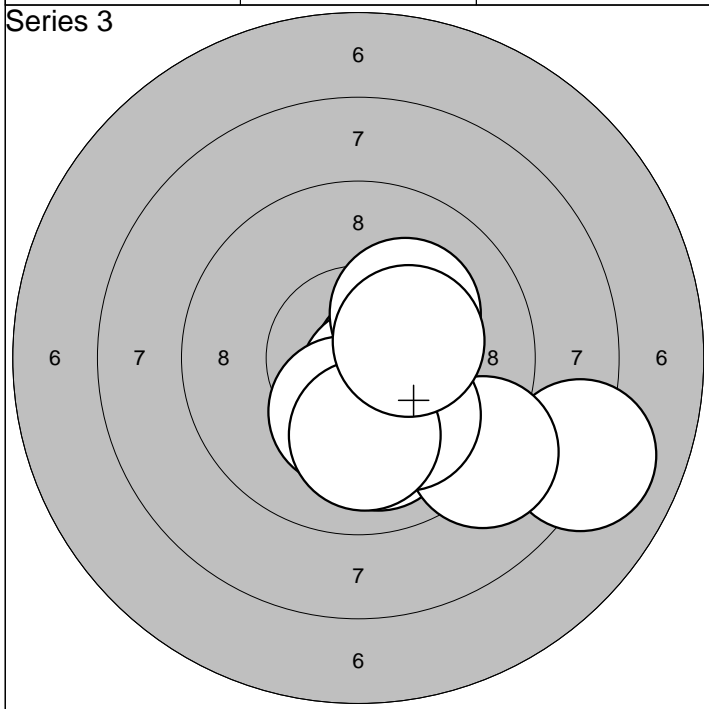
1: 9,7 ↘	6: 9,8 ↙	Serie	93,0
2: 9,6 ↗	7: 10,8* ↗		
3: 9,8 ↘	8: 8,9 →	Sum	369,0
4: 10,2* ←	9: 9,4 →		
5: 10,7* ↖	10: 10,5* →		



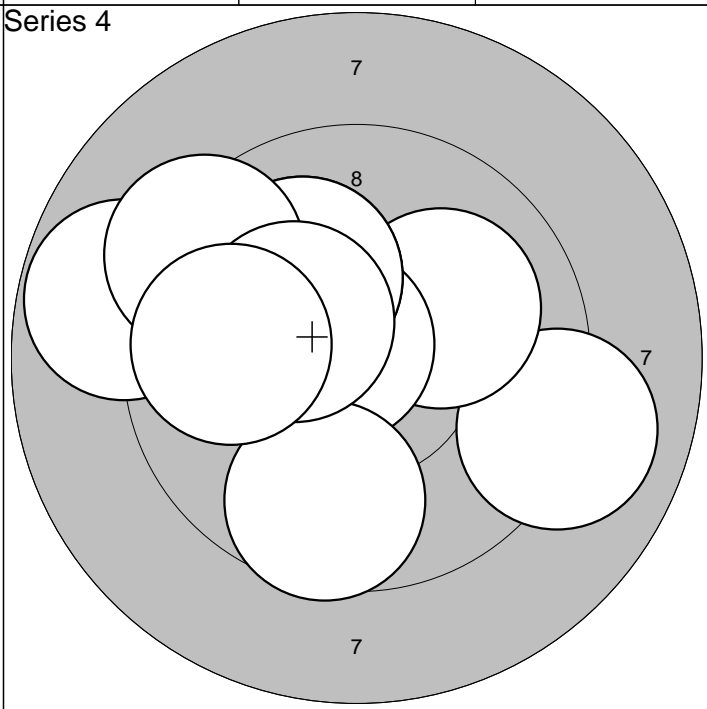
1: 8,5 ↘	6:10,8* ←			Serie	94,0
2:10,3* ↖	7: 9,9 ↘				
3: 9,1 ←	8:10,3* ↓			Sum	94,0
4:10,7* ↗	9:10,1 ↘				
5:10,2* ↓	10: 8,9 →				



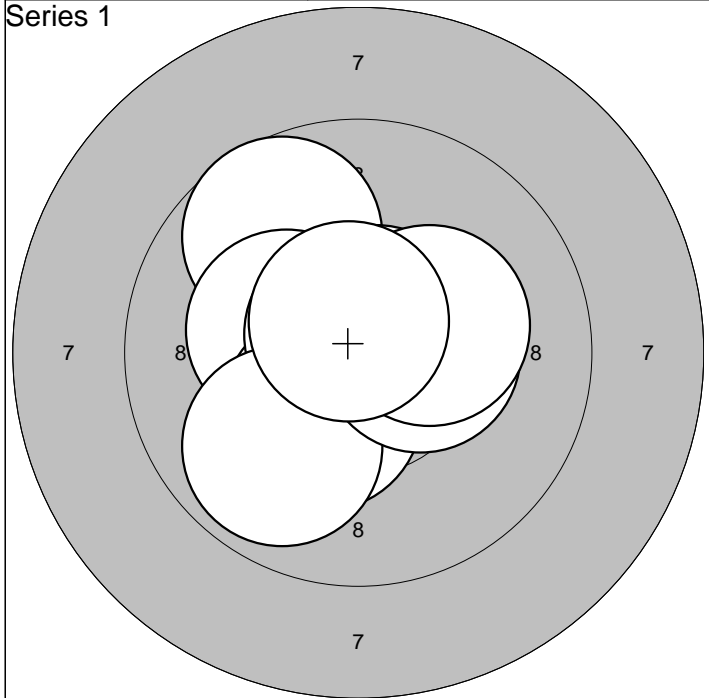
1:10,2* ↑	6:10,4* ↗			Serie	99,0
2:10,2* ↖	7:10,1 ←				
3: 9,2 ↖	8:10,4* ←			Sum	193,0
4:10,6* ↗	9:10,2* ↗				
5:10,1 ↓	10:10,9* ↑				



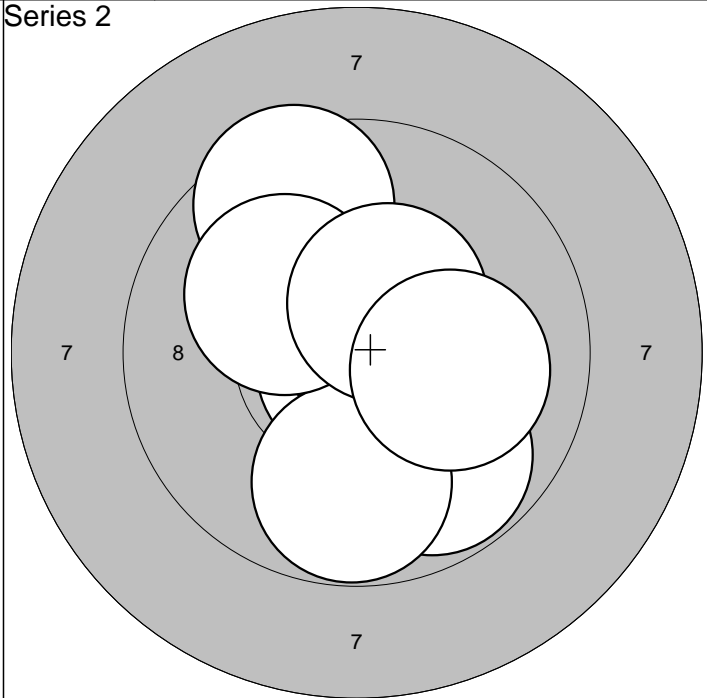
1: 8,1 ↘	6:10,1 ↓			Serie	97,0
2:10,0 ↓	7:10,3* ↓				
3: 9,1 ↘	8:10,0 ↓			Sum	290,0
4:10,6* ↘	9:10,2* ↗				
5:10,6* ↓	10:10,3* →				



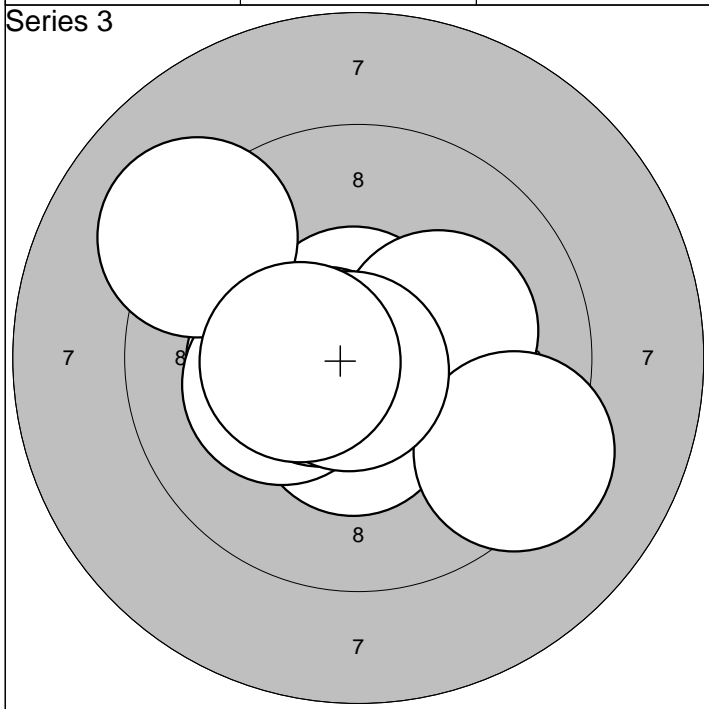
1: 9,0 ↘	6:10,1 ↗			Serie	94,0
2: 8,8 ↖	7: 9,6 ↓				
3:10,1 ↗	8: 9,3 ↖			Sum	384,0
4:10,7* ↖	9:10,3* ↖				
5:10,1 ↗	10: 9,8 ←				



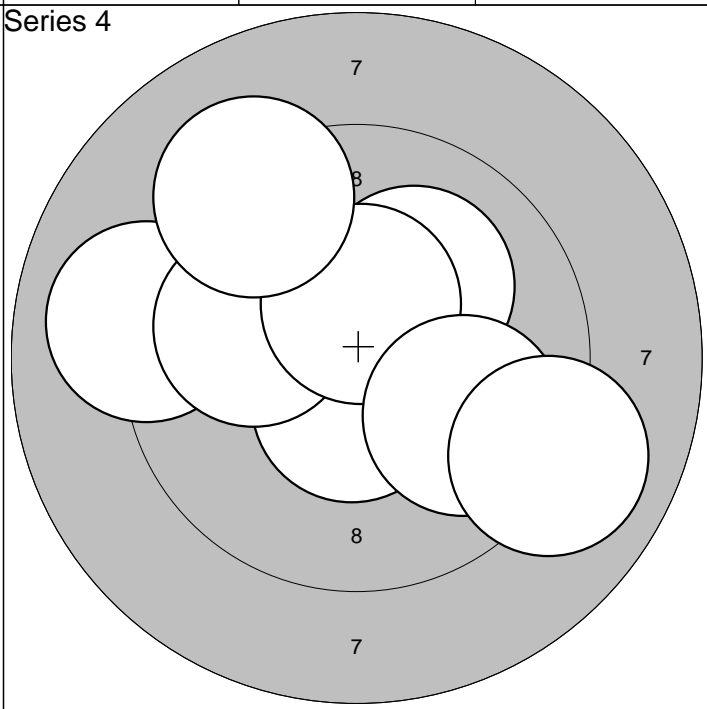
1:10,8* →	6:10,7* ↖			Serie	98,0
2: 9,7 ↖	7: 9,9 ↘				
3:10,7* ↗	8:10,4* →	Sum	98,0		
4:10,3* ←	9:10,3* →				
5:10,3* ↘	10:10,7* ↗				



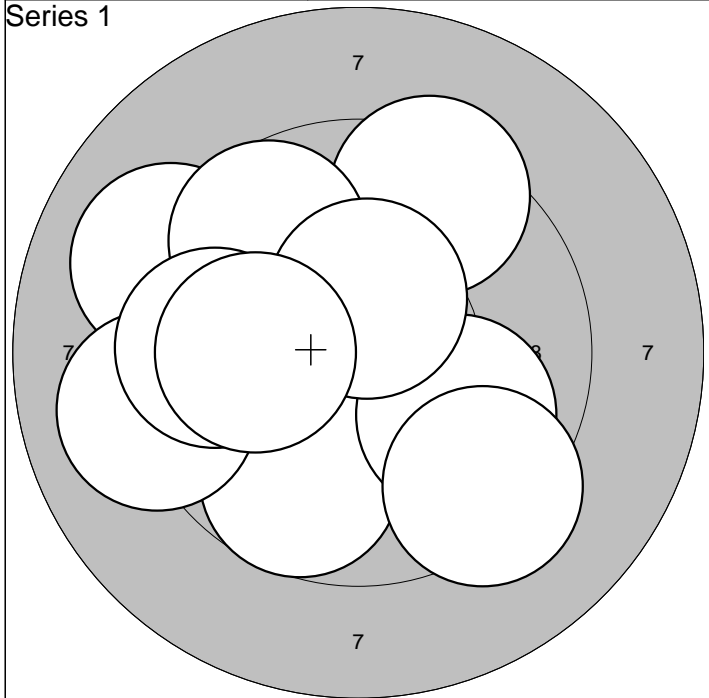
1:10,8* ↓	6:10,7* ↗			Serie	97,0
2:10,5* ↑	7: 9,8 ↓				
3:10,4* →	8:10,1 ↖	Sum	195,0		
4: 9,5 ↗	9:10,4* ↗				
5: 9,8 ↘	10:10,1 →				



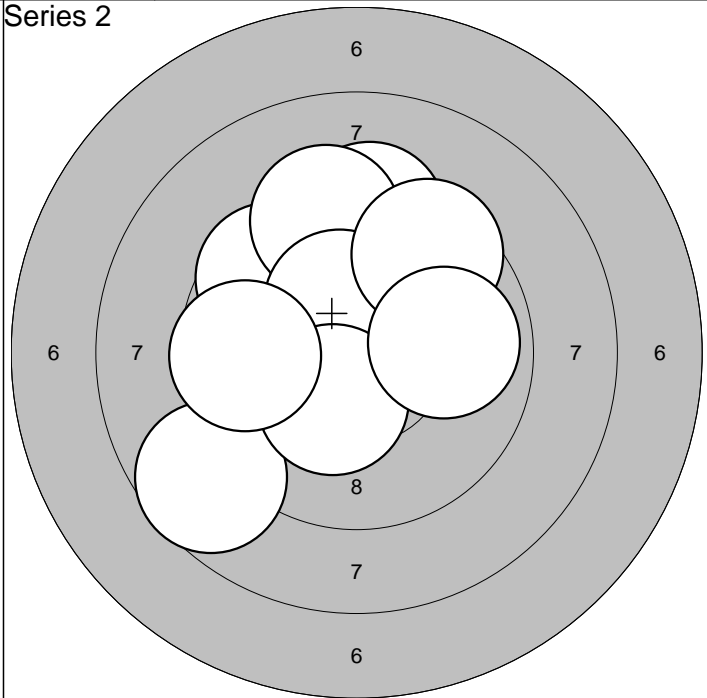
1:10,3* ←	6: 9,2 ↖			Serie	98,0
2:10,4* ↓	7:10,6* ←				
3:10,7* ↑	8: 9,3 →	Sum	293,0		
4:10,2* ←	9:10,8* ↘				
5:10,2* →	10:10,4* ←				



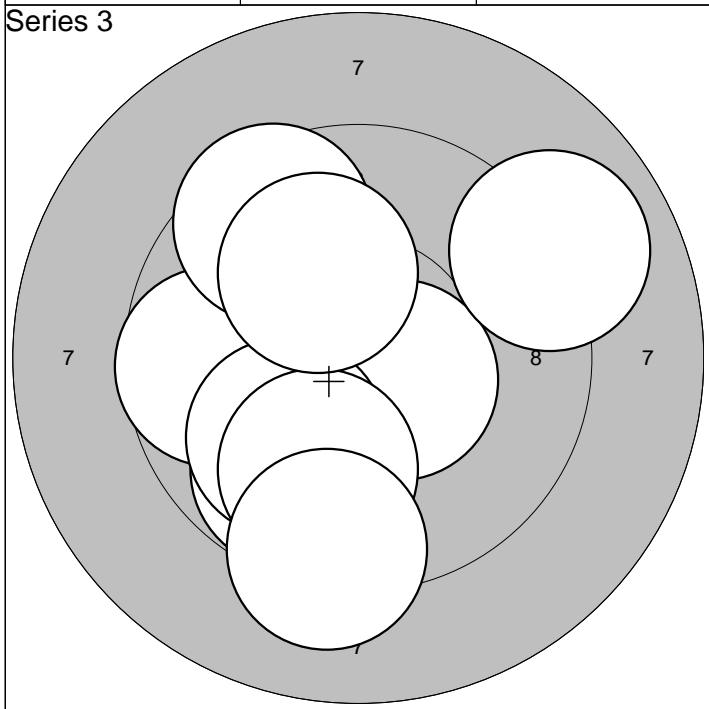
1:10,6* →	6:10,0 ←			Serie	96,0
2: 9,1 ←	7:10,5* ↑				
3:10,5* ↘	8: 9,9 →	Sum	389,0		
4:10,1 ↗	9: 9,0 →				
5:10,6* ↓	10: 9,2 ↗				



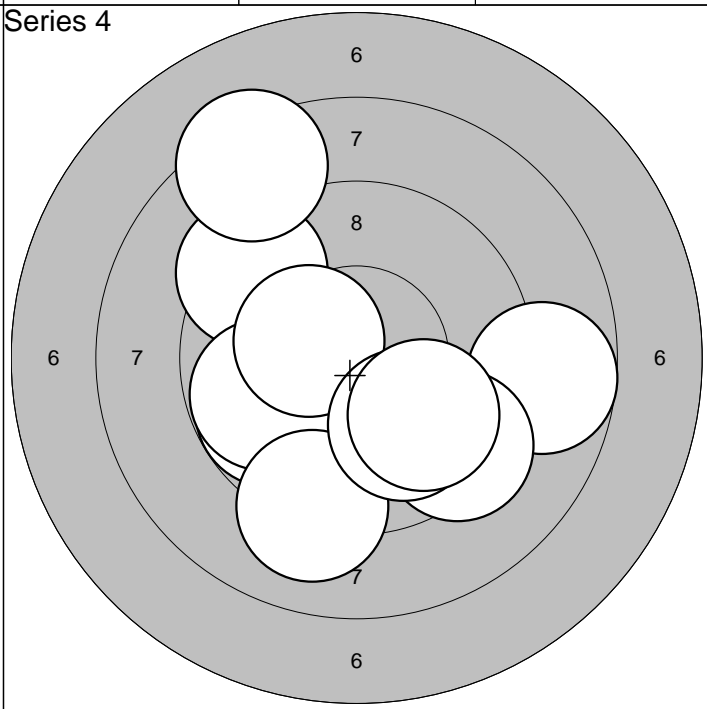
1: 9,7 ↓	6: 9,7 ←		Serie	92,0
2: 9,1 ↖	7: 9,9 ↘			
3: 9,1 ←	8: 9,3 ↘	Sum	92,0	
4: 9,4 ↗	9:10,5* ↑			
5: 9,7 ↗	10:10,0 ←			



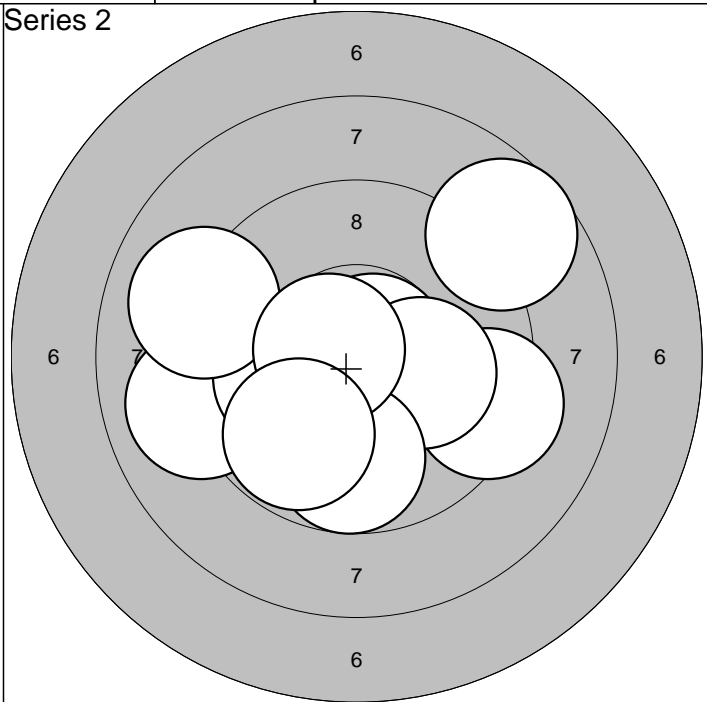
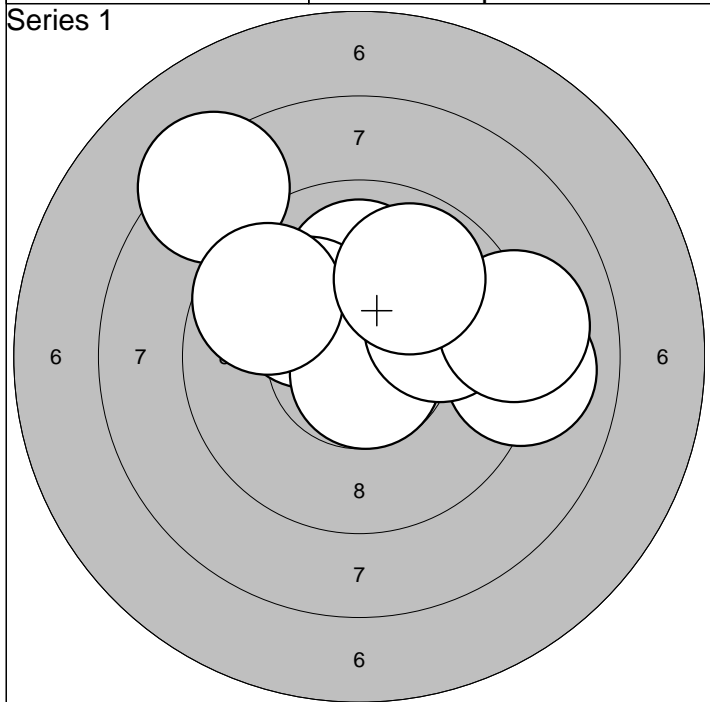
1: 9,6 ↖	6:10,3* ↗		Serie	92,0
2: 9,3 ↑	7:10,3* ↓			
3: 8,7 ↘	8: 9,6 ←	Sum	184,0	
4:10,1 ↑	9: 9,5 ↗			
5: 9,3 ↑	10: 9,9 →			



1: 9,8 ↓	6: 9,9 ↓		Serie	94,0
2:10,4* ↖	7: 9,0 ↗			
3: 9,7 ←	8: 9,2 ↓	Sum	278,0	
4:10,5* ↘	9: 9,5 ↗			
5:10,0 ↘	10:10,1 ↗			

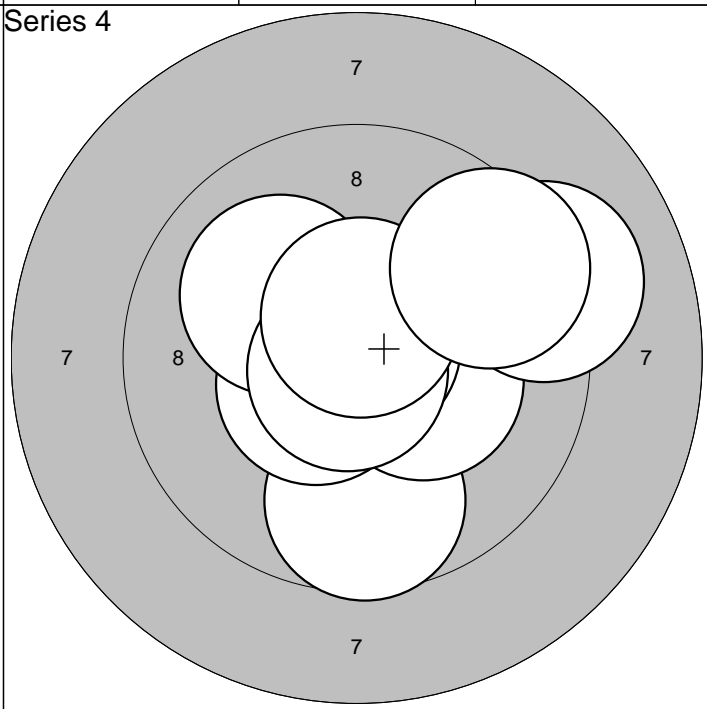
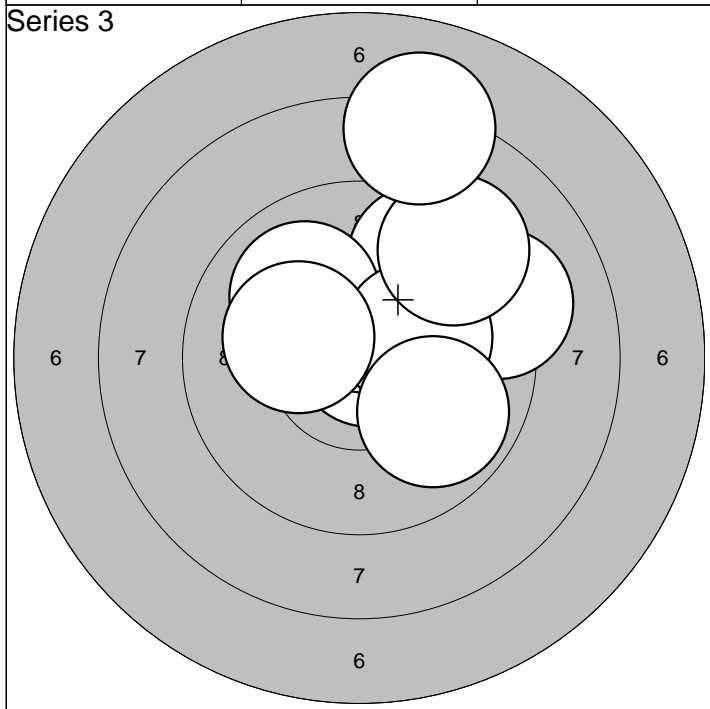


1: 9,8 ↖	6: 9,4 ↓		Serie	90,0
2: 9,4 ↖	7: 9,1 ↓			
3: 9,8 ←	8:10,0 ↓	Sum	368,0	
4:10,3* ↖	9: 8,4 ↗			
5: 8,8 →	10: 9,9 ↓			



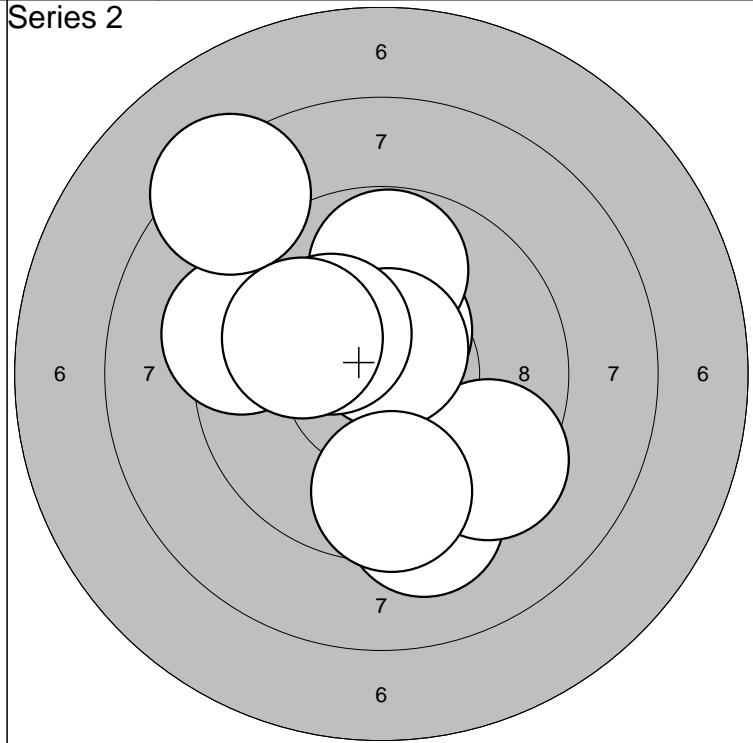
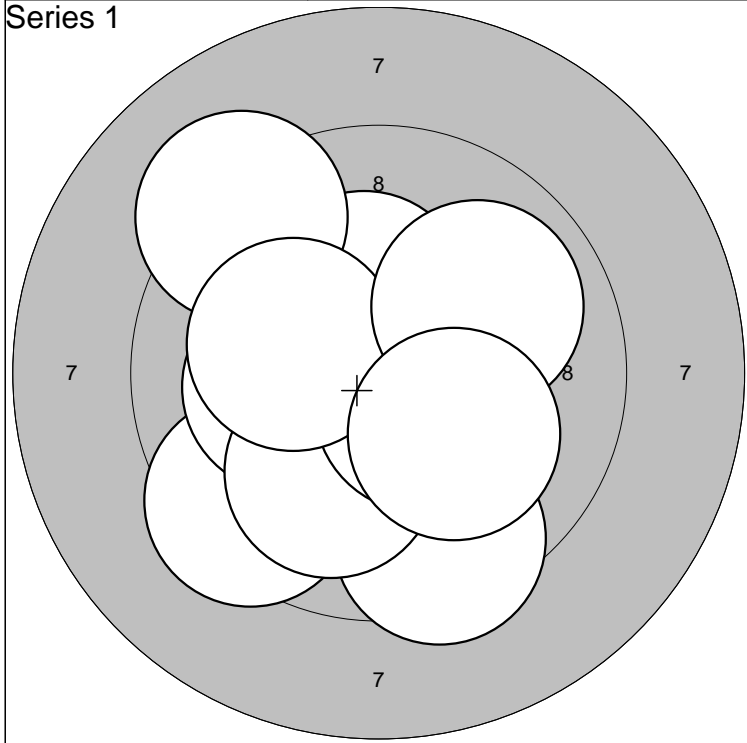
1:10,0	↑	6: 9,0	→	Serie	93,0
2:10,8*	↗	7: 9,7	↖		
3:10,1	↖	8: 9,9	→	Sum	93,0
4:10,7*	↓	9: 9,1	→		
5: 8,3	↖	10: 9,9	↗		

1:10,7*	↗	6:10,2*	→	Serie	93,0
2: 9,0	↖	7: 8,7	↗		
3: 9,3	→	8: 9,7	↓	Sum	186,0
4:10,1	↖	9:10,6*	↖		
5: 9,0	↖	10: 9,8	↘		



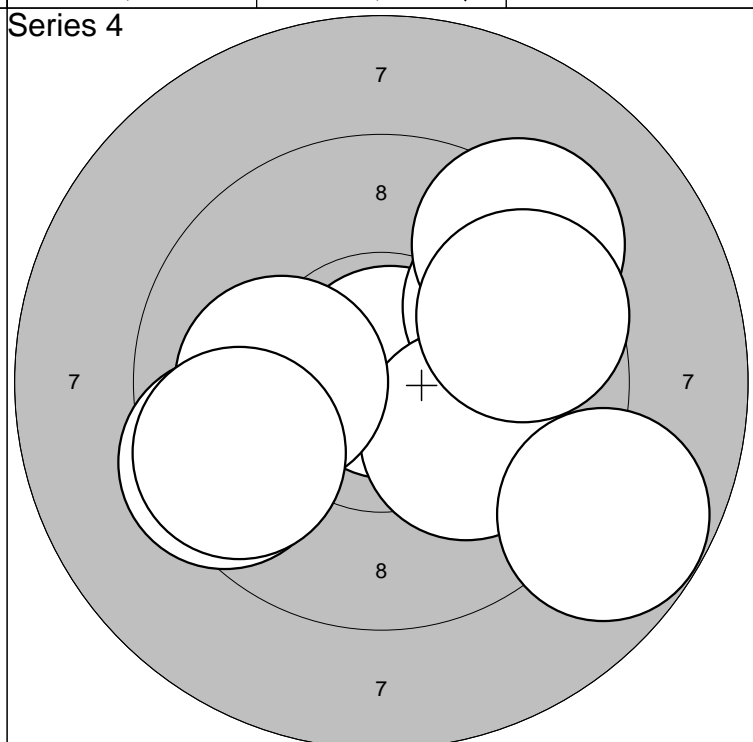
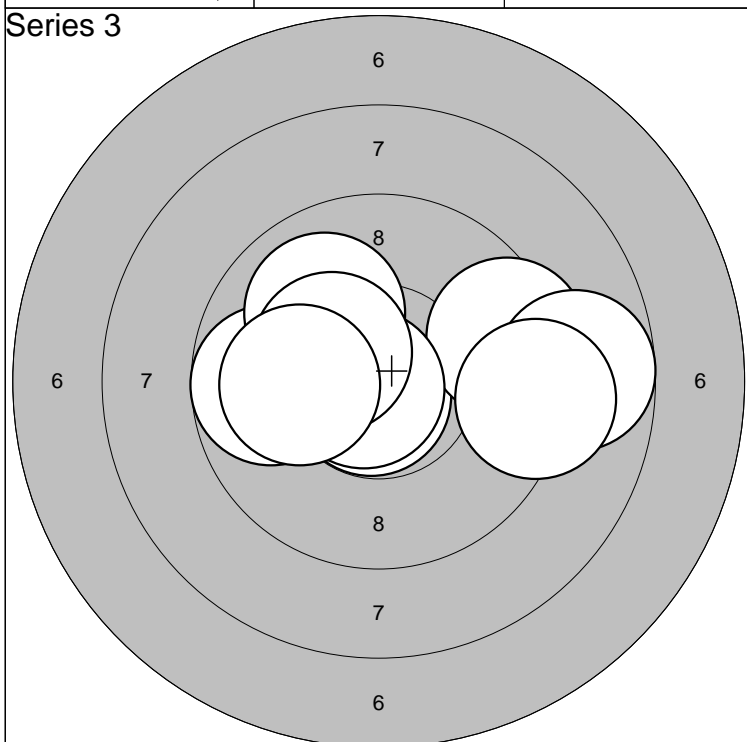
1:10,8*	↗	6:10,2*	→	Serie	94,0
2:10,5*	↑	7: 9,9	↘		
3: 9,5	↗	8: 9,2	↗	Sum	280,0
4: 9,2	↗	9: 8,1	↑		
5:10,0	↖	10:10,2*	↖		

1: 9,7	↓	6:10,1	↖	Serie	97,0
2:10,8*	↑	7:10,8*	↑		
3:10,5*	↖	8:10,8*	↘	Sum	377,0
4:10,3*	→	9:10,6*	↑		
5: 9,1	→	10: 9,5	↗		



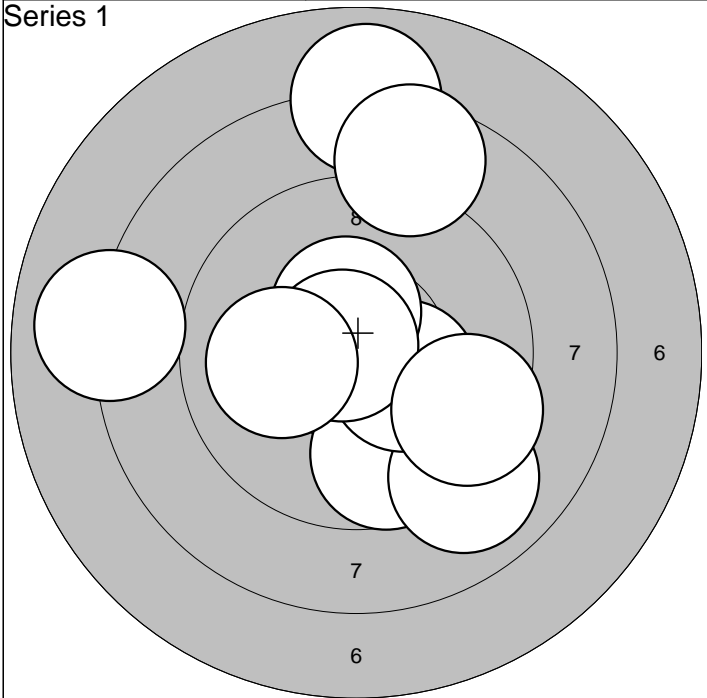
1:10,3* ↑	6:10,0 ↓	Serie	97,0
2: 9,4 ↘	7:10,5* ↘		
3:10,2* ←	8:10,2* ←	Sum	97,0
4: 9,2 ↗	9:10,0 ↗		
5: 9,5 ↓	10:10,1 ↓		

1: 9,3 ↓	6:10,6* ↑	Serie	93,0
2:10,5* ↑	7: 8,4 ↗		
3: 9,8 ↑	8:10,2* ↗	Sum	190,0
4: 9,4 ←	9:10,0 ←		
5: 9,4 ↓	10: 9,6 ↓		

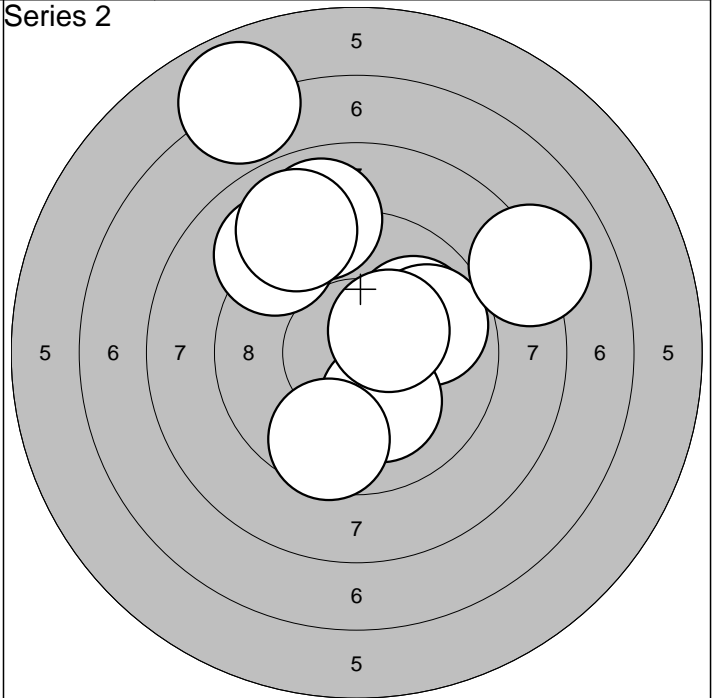


1:10,8* ↓	6: 8,7 →	Serie	95,0
2: 9,4 →	7: 9,2 →		
3: 9,7 ←	8:10,0 ↗	Sum	285,0
4:10,5* ←	9:10,3* ↗		
5:10,8* ←	10:10,1 ←		

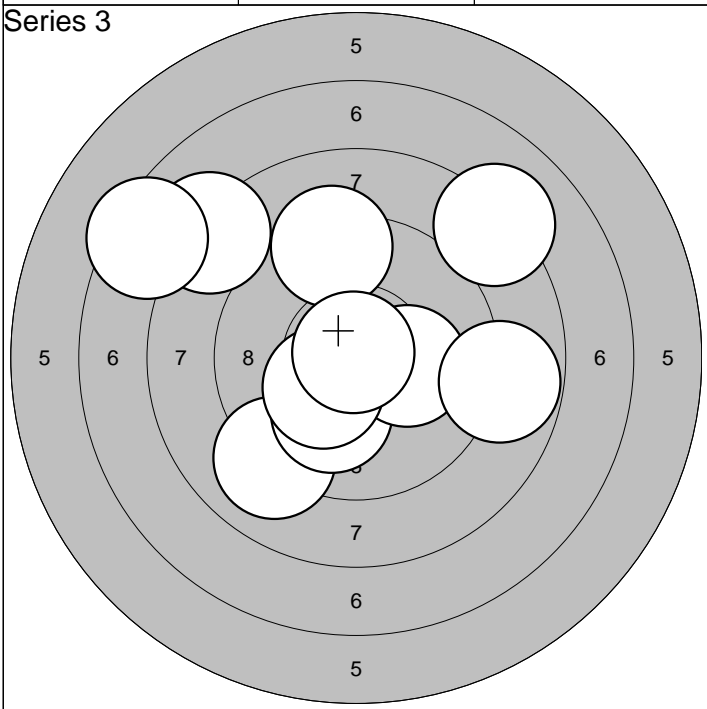
1:10,2* →	6: 9,6 ↗	Serie	93,0
2:10,8* ↗	7:10,1 ←		
3: 9,7 ↗	8: 9,5 ←	Sum	378,0
4: 9,3 ↗	9: 8,8 ↘		
5:10,1 ↓	10: 9,6 ←		



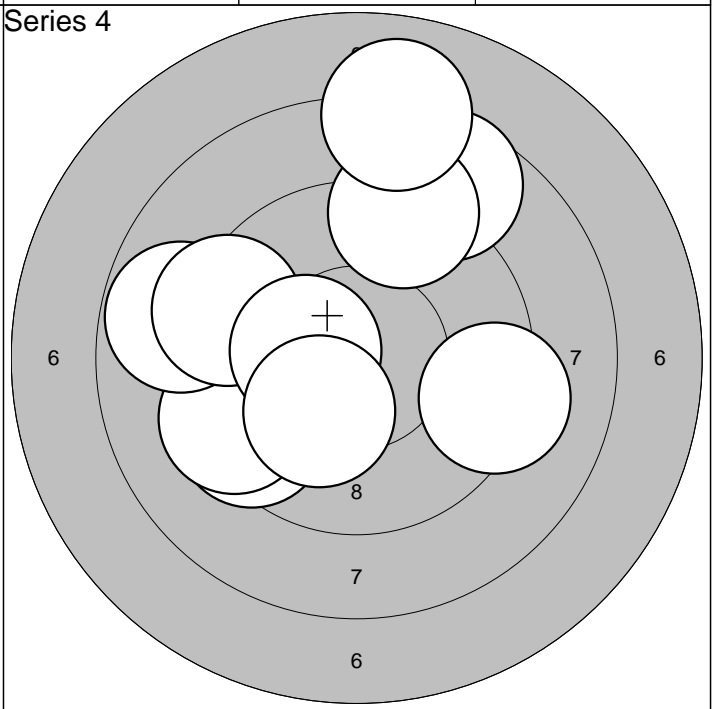
1: 9,7	↓	6: 8,0	←				
2: 9,0	↘	7: 10,4*	↑				
3: 7,9	↑	8: 10,8*	↖	Serie	90,0		
4: 8,6	↑	9: 9,5	↘	Sum	90,0		
5: 10,3*	↘	10: 10,1	←				



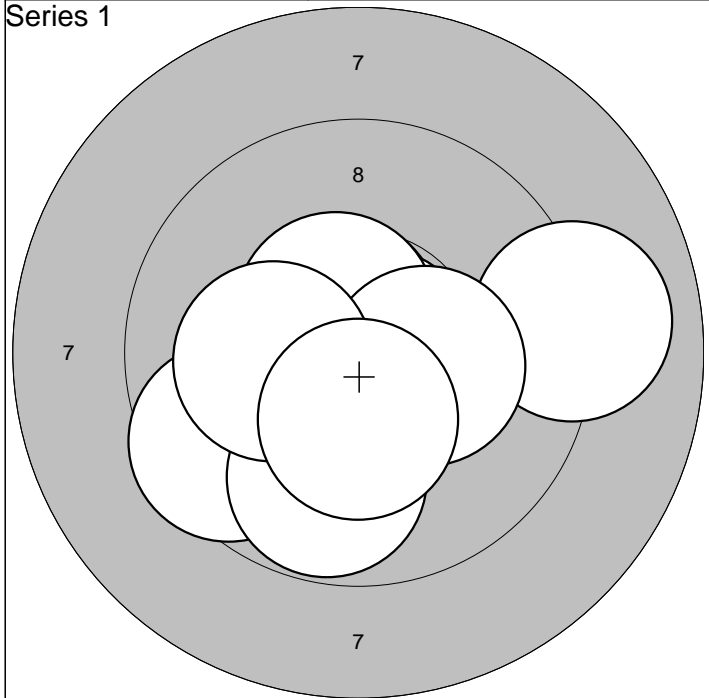
1: 10,0	↗	6: 10,4*	↗				
2: 9,8	→	7: 8,1	↗				
3: 6,9	↑	8: 9,6	↓	Serie	88,0		
4: 10,2*	↘	9: 9,1	↖	Sum	178,0		
5: 8,9	↑	10: 9,0	↑				



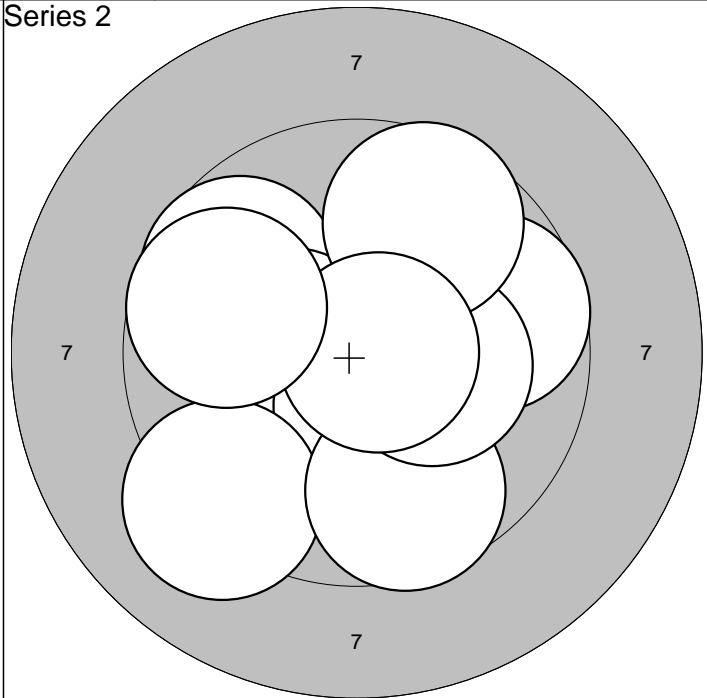
1: 9,0	↙	6: 10,3*	↙				
2: 10,1	↓	7: 10,9*	↗				
3: 10,2*	→	8: 8,1	↗	Serie	89,0		
4: 8,1	↗	9: 7,4	↖	Sum	267,0		
5: 9,3	↑	10: 8,8	→				



1: 9,4	↙	6: 8,8	←				
2: 9,2	→	7: 9,3	←				
3: 8,7	↑	8: 10,3*	←	Serie	89,0		
4: 9,2	↑	9: 10,2*	↙	Sum	356,0		
5: 9,3	↙	10: 8,0	↑				



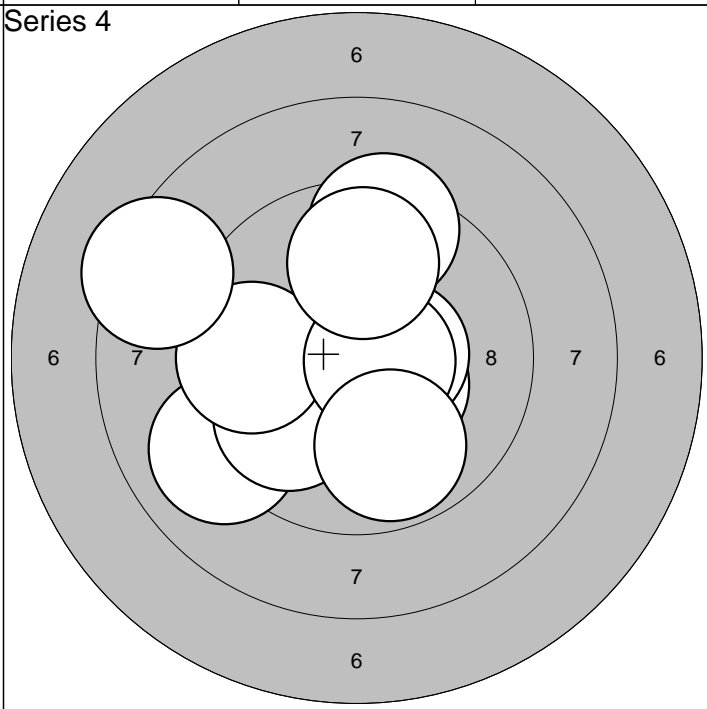
1:10,6* ↗	6:10,5* ↗	Serie	97,0
2: 9,0 →	7:10,5* ↓		
3: 9,5 ↙	8:10,3* →	Sum	97,0
4: 9,8 ↓	9:10,2* ←		
5:10,8* →	10:10,3* ↓		



1: 9,7 ↖	6: 9,6 ↓	Serie	94,0
2:10,3* ←	7:10,3* →		
3:10,5* ↓	8: 9,7 ↗	Sum	191,0
4: 9,2 ↙	9:10,8* →		
5: 9,7 →	10: 9,7 ←		

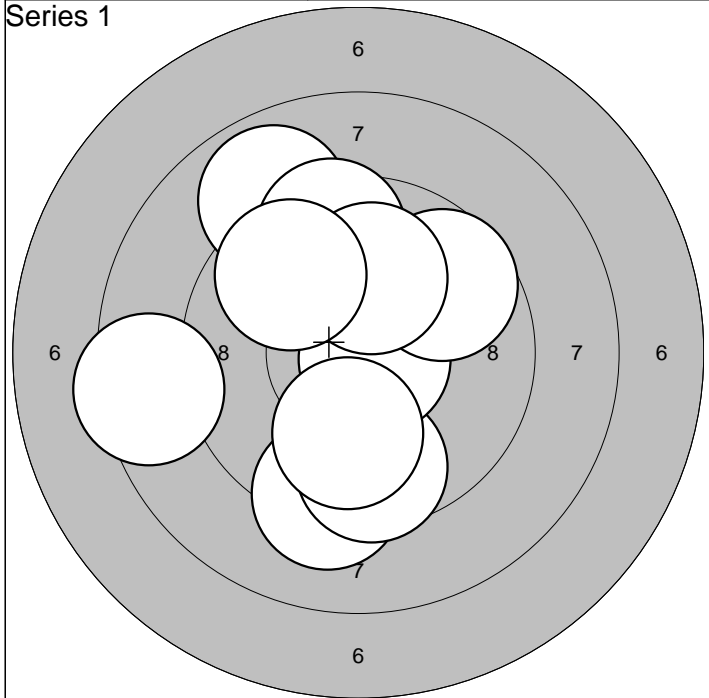


1:10,1 ↓	6: 8,6 ←	Serie	92,0
2: 8,9 ↓	7:10,7* ↓		
3: 9,1 ↗	8:10,5* ↙	Sum	283,0
4:10,4* ↓	9: 9,7 ←		
5: 9,9 ↖	10: 9,8 ↗		

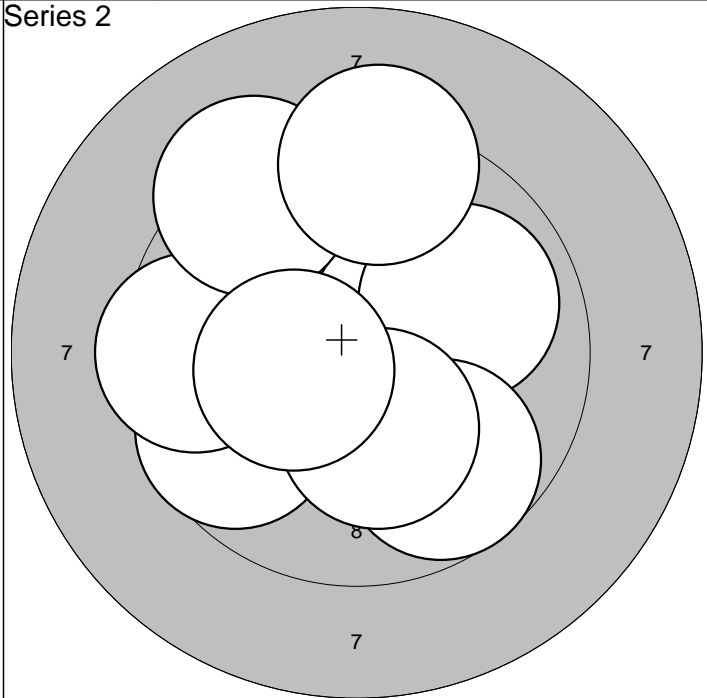


1: 9,1 ↖	6: 9,7 ←	Serie	92,0
2:10,4* ↘	7:10,7* →		
3: 9,9 ↙	8: 9,8 ↗	Sum	375,0
4:10,5* →	9: 9,8 ↓		
5: 9,4 ↗	10: 8,4 ↖		

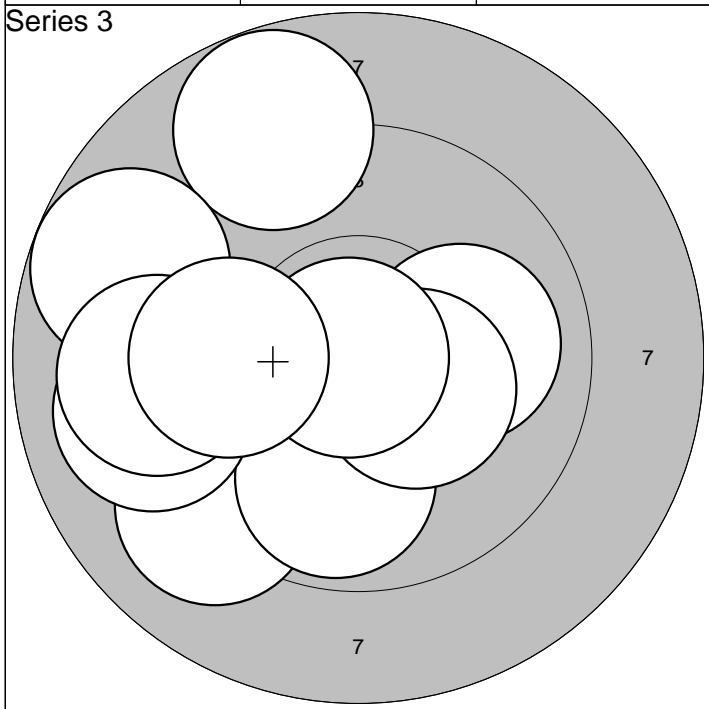




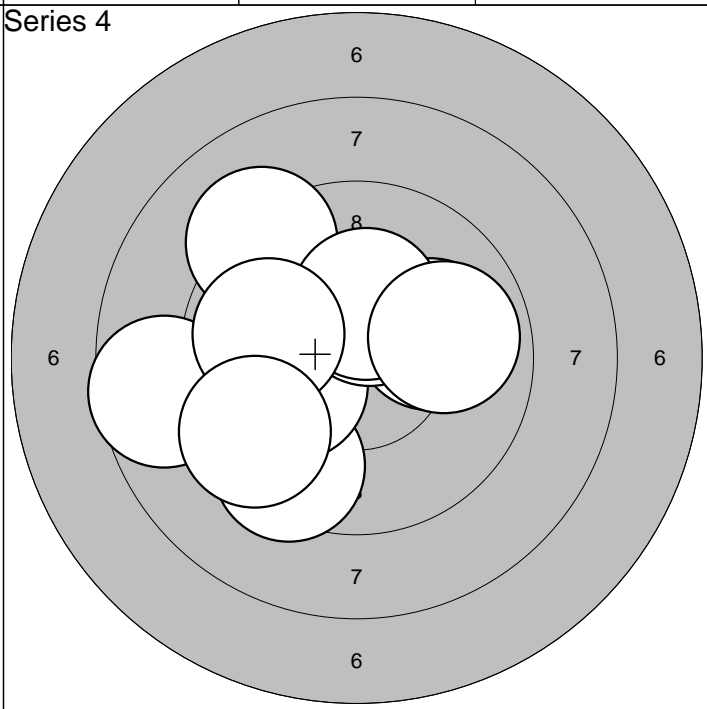
1: 8,4 ←	6: 9,7 ↗		Serie	91,0
2: 9,2 ↓	7: 9,5 ↑			
3: 8,9 ↗	8:10,0 ↓		Sum	91,0
4: 9,6 ↓	9:10,1 ↑			
5:10,7* →	10: 9,7 ↖			



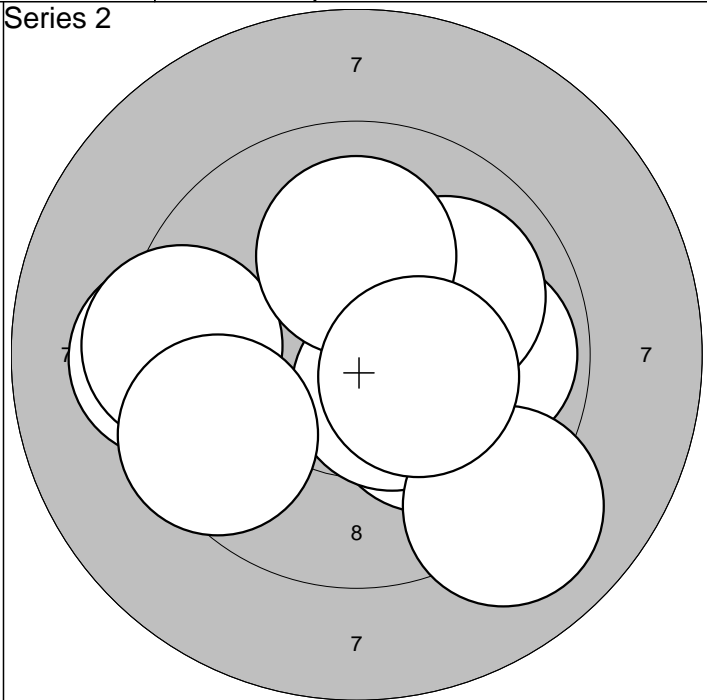
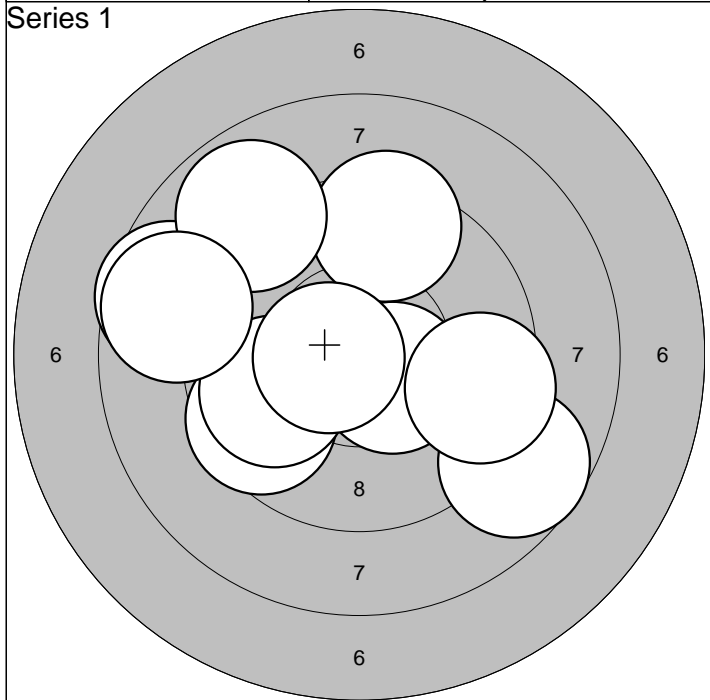
1:10,8* ↓	6: 9,5 ←		Serie	94,0
2:10,4* ↗	7: 9,3 ↖			
3: 9,9 ↗	8:10,2* ↓		Sum	185,0
4: 9,7 ←	9: 9,3 ↑			
5: 9,7 ↓	10:10,4* ←			



1: 9,1 ↙	6: 8,8 ←		Serie	91,0
2: 8,8 ↗	7:10,3* →			
3:10,0 →	8:10,9* ←		Sum	276,0
4: 9,8 ↓	9: 9,2 ←			
5: 9,0 ←	10: 9,8 ←			

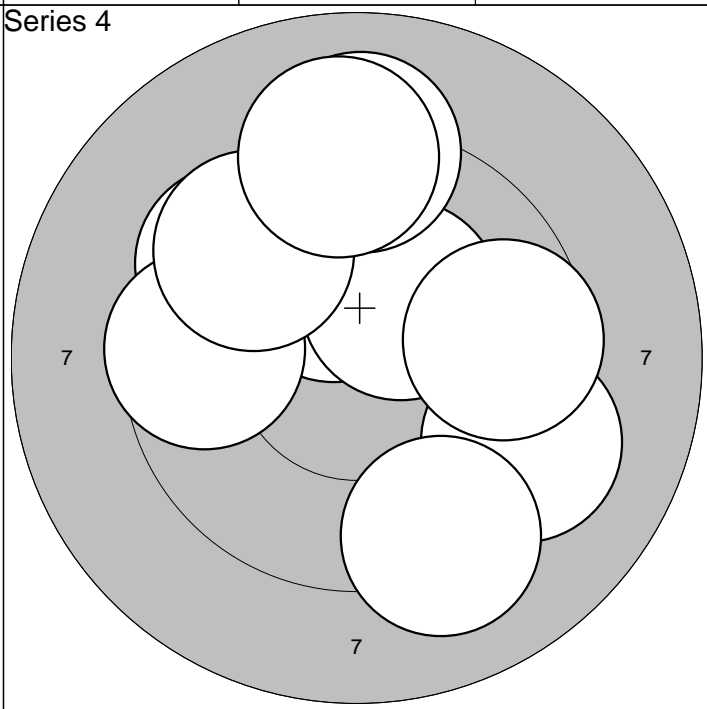
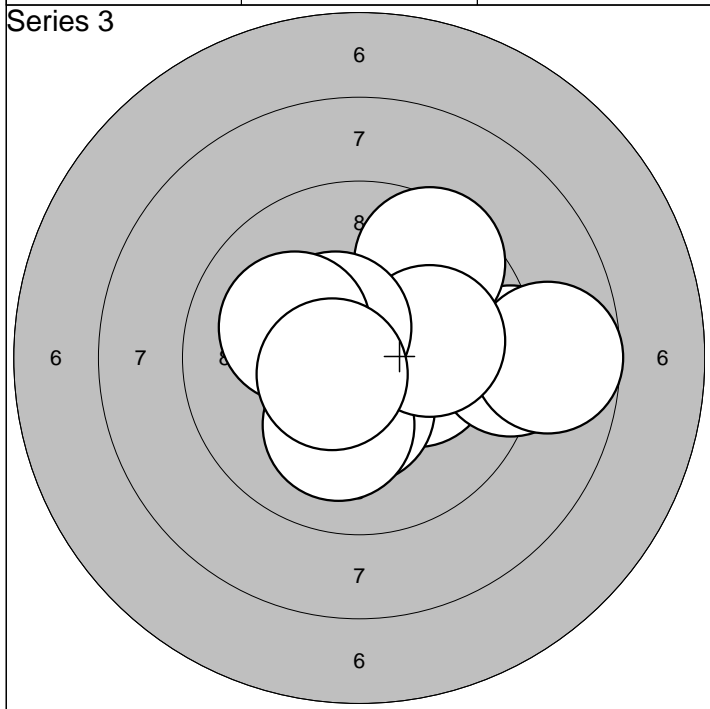


1: 8,6 ←	6:10,4* ↑		Serie	93,0
2: 9,4 ↓	7:10,3* ↑			
3:10,0 →	8: 9,9 ←		Sum	369,0
4:10,1 ←	9: 9,9 →			
5: 9,2 ↖	10: 9,5 ↙			



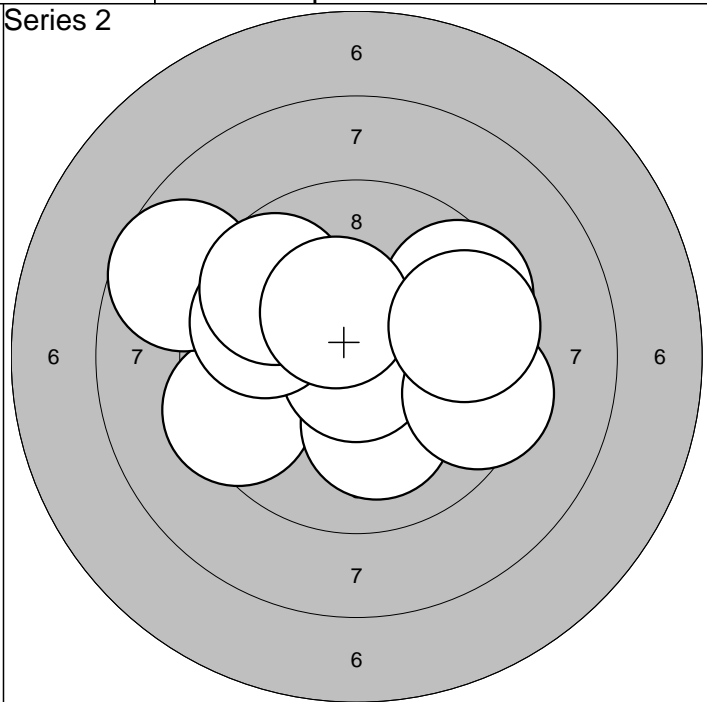
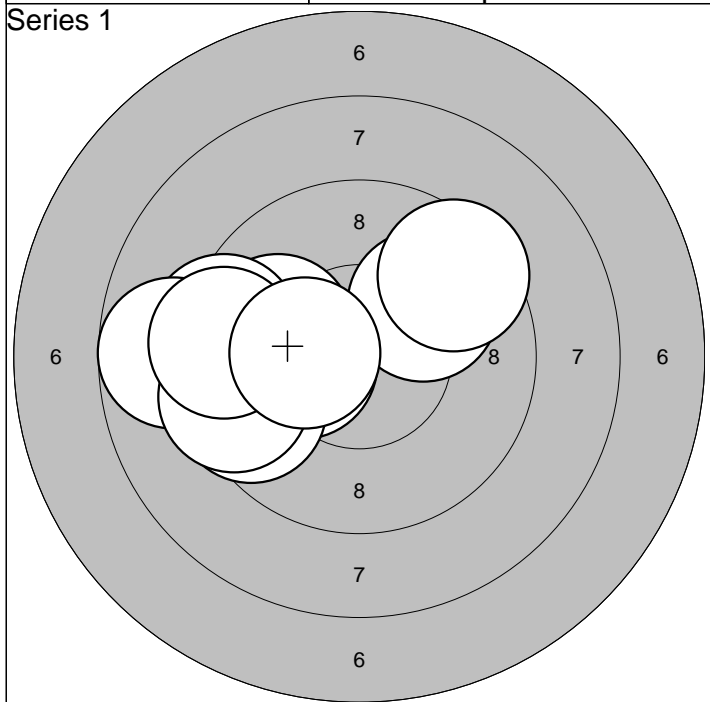
1: 9,4	↑	6:10,6*	←			Serie	88,0
2:10,5*	↘	7: 8,6	←				
3: 9,6	↙	8: 8,9	↗			Sum	88,0
4: 8,7	↘	9: 8,7	←				
5: 9,9	↙	10: 9,4	↘				

1:10,1	↘	6: 9,4	←			Serie	95,0
2:10,5*	↘	7:10,0	↗				
3: 9,3	←	8:10,1	↑			Sum	183,0
4: 9,9	→	9:10,3*	↘				
5: 9,0	↘	10: 9,5	↙				



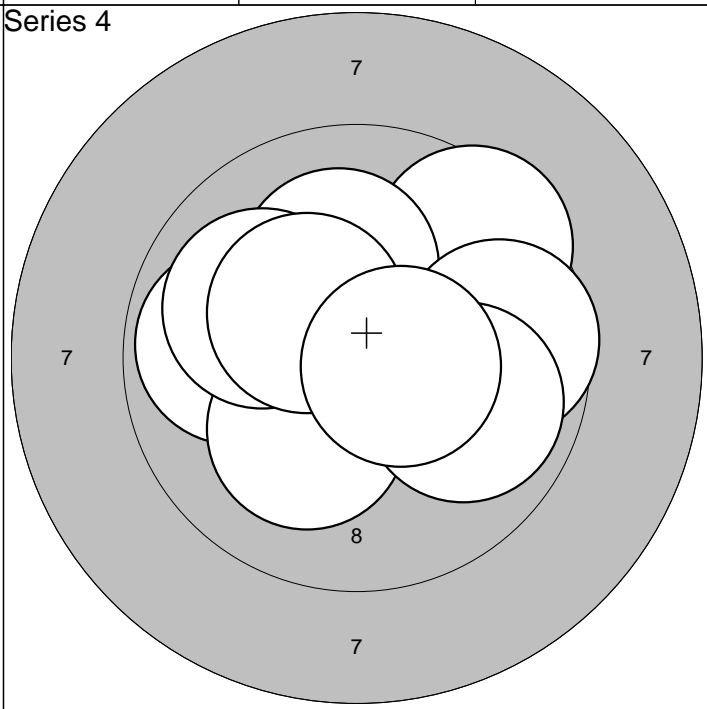
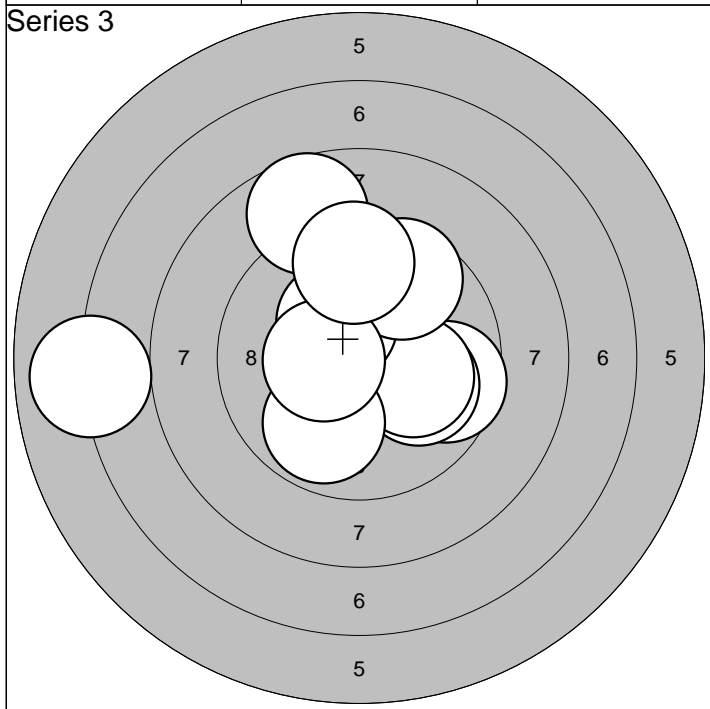
1:10,3*	↘	6: 8,7	→			Serie	96,0
2: 9,2	→	7:10,1	→				
3: 9,5	↗	8:10,5*	↗			Sum	279,0
4:10,3*	↓	9:10,1	↙				
5:10,1	↘	10:10,6*	↙				

1: 9,6	↙	6: 9,6	→			Serie	92,0
2:10,2*	↑	7: 9,6	↙				
3: 9,3	↘	8: 9,2	↘			Sum	371,0
4:10,3*	↗	9: 9,1	↑				
5: 9,6	←	10: 9,1	↑				



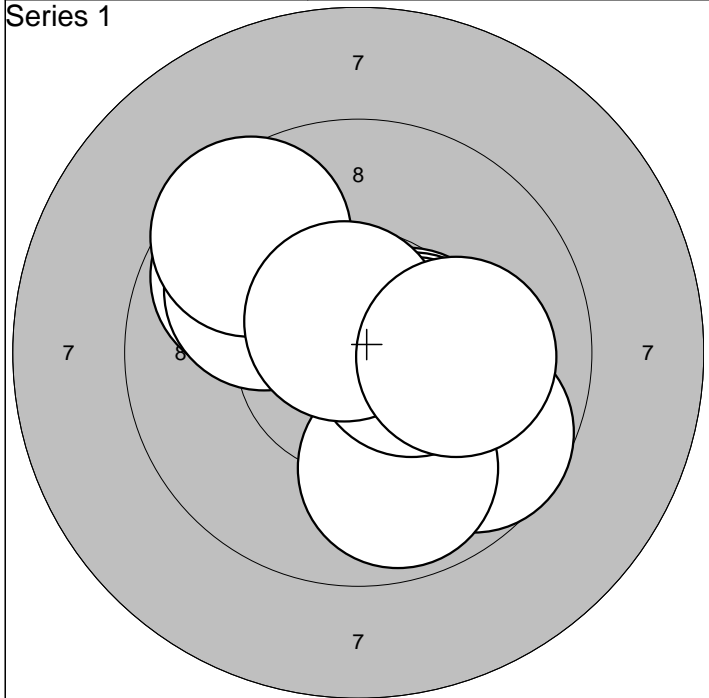
1: 9,9	←	6: 9,5	↗	Serie	92,0
2:10,0	↗	7: 9,6	←		
3: 9,3	←	8: 9,4	←	Sum	92,0
4: 8,7	←	9: 9,3	←		
5:10,3*	←	10:10,3*	←		

1: 9,4	←	6: 9,8	←	Serie	92,0
2: 8,7	←	7: 9,7	↗		
3:10,1	↓	8:10,4*	↗	Sum	184,0
4:10,8*	↓	9: 9,5	→		
5: 9,5	↗	10: 9,6	→		

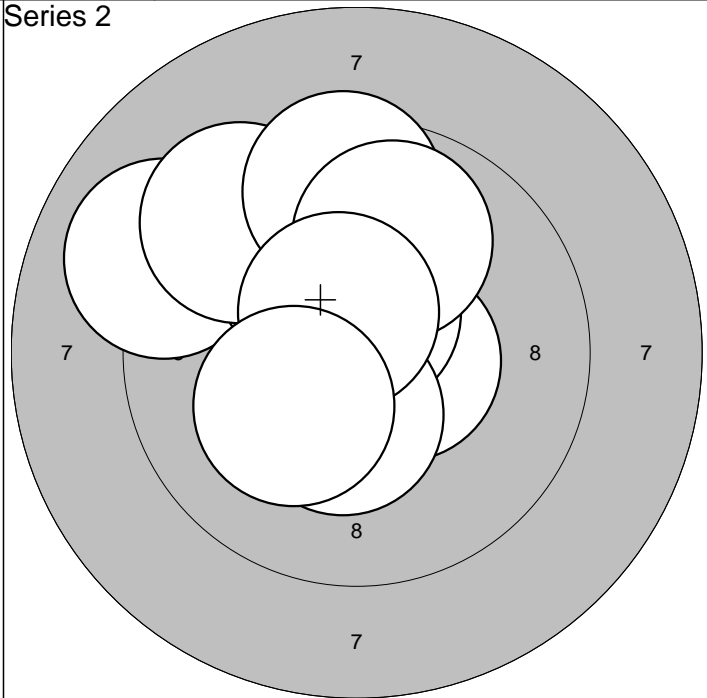


1: 9,6	→	6: 9,9	↘	Serie	91,0
2:10,0	→	7: 9,6	↗		
3: 8,7	↗	8: 7,0	←	Sum	275,0
4:10,1	→	9:10,4*	←		
5:10,4*	↗	10: 9,6	↗		

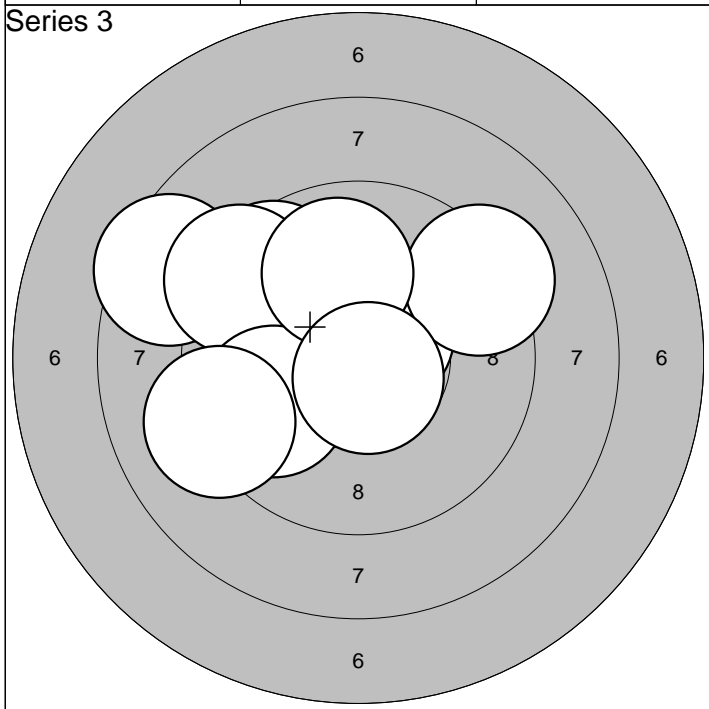
1: 9,9	←	6:10,0	←	Serie	96,0
2:10,2*	↘	7: 9,7	→		
3:10,4*	↗	8: 9,9	→	Sum	371,0
4: 9,5	↗	9:10,4*	↗		
5:10,1	↗	10:10,6*	→		



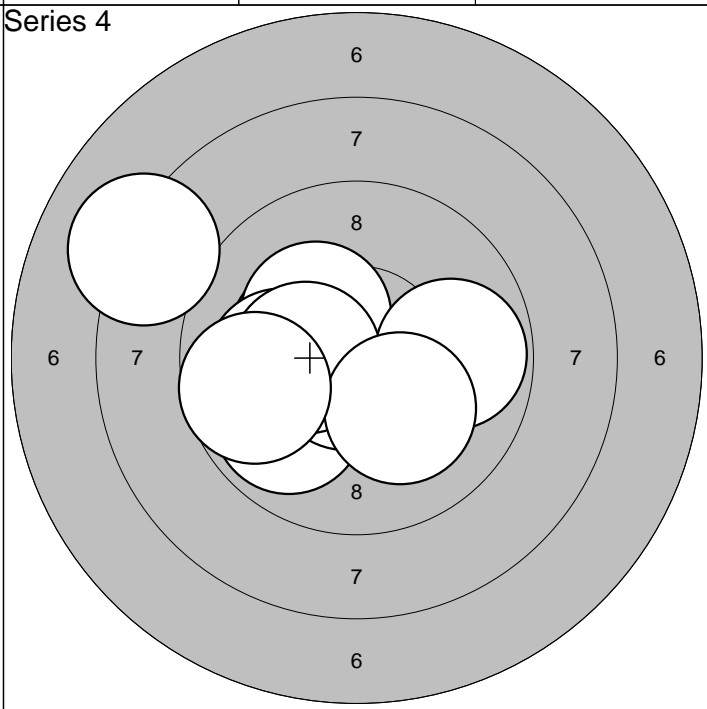
1: 9,7 ↘	6:10,5* →		Serie	96,0
2:10,5* →	7:10,0 ↗			
3: 9,9 ↘	8: 9,6 ↗	Sum	96,0	
4:10,5* →	9:10,7* ↗			
5: 9,8 ↗	10:10,1 →			



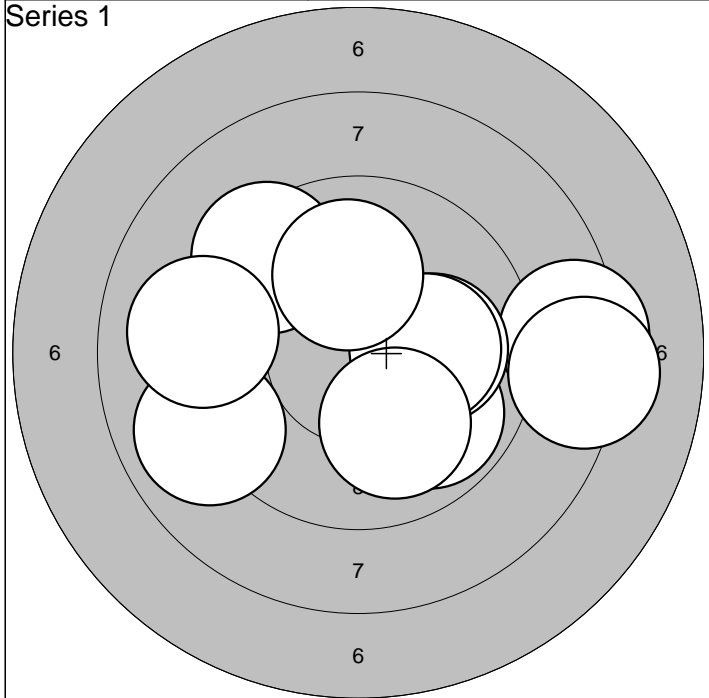
1: 9,0 ↖	6:10,6* ↑		Serie	96,0
2:10,1 ↗	7: 9,9 ↑			
3: 9,4 ↗	8:10,4* ↓	Sum	192,0	
4: 9,5 ↑	9:10,6* ↗			
5:10,5* →	10:10,2* ↘			



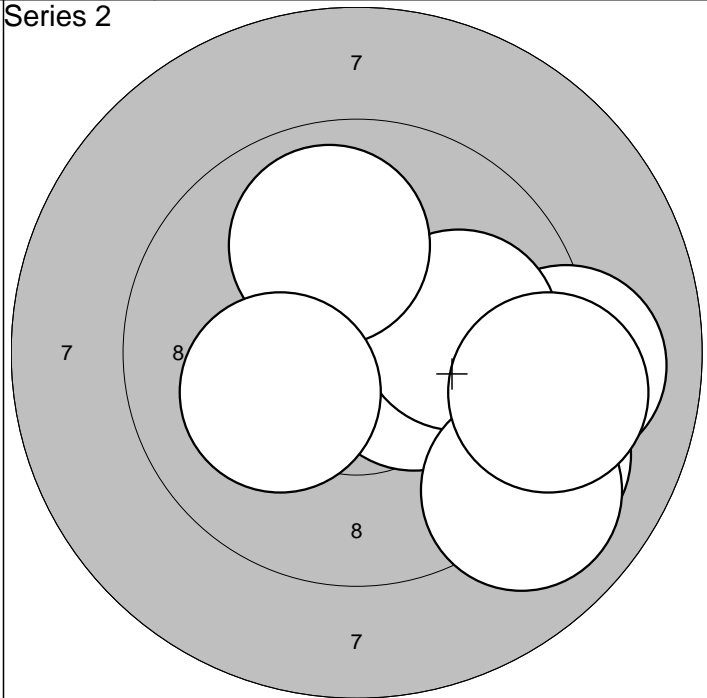
1:10,6* ↗	6: 9,3 ↖		Serie	92,0
2:10,8* ↗	7: 9,8 ←			
3: 8,5 ↖	8: 9,9 ↑	Sum	284,0	
4: 9,2 ↗	9:10,7* ↓			
5: 9,6 ↗	10: 9,1 ←			



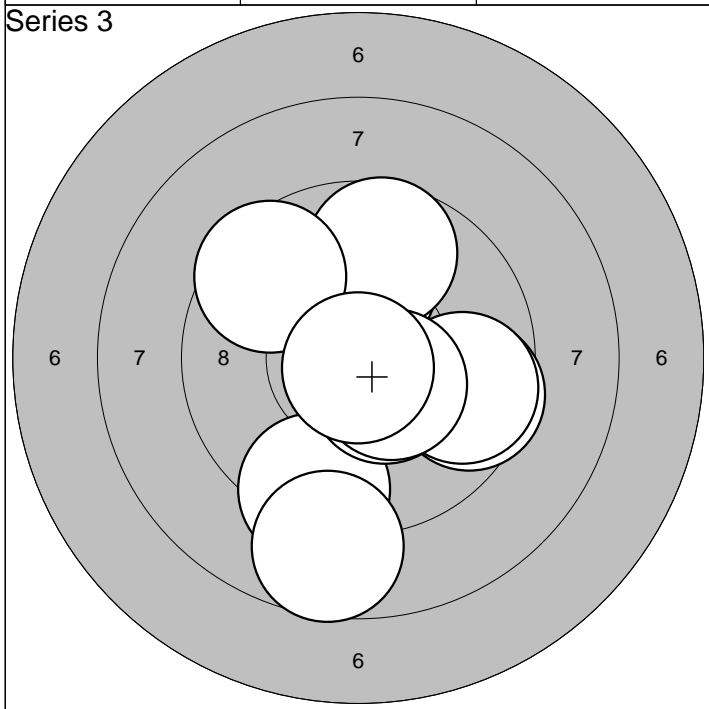
1: 9,9 ↘	6:10,1 ←		Serie	95,0
2:10,7* ↓	7:10,4* ←			
3:10,3* ↖	8:10,1 ↓	Sum	379,0	
4:10,3* ↗	9: 8,1 ↖			
5: 9,8 →	10: 9,7 ←			



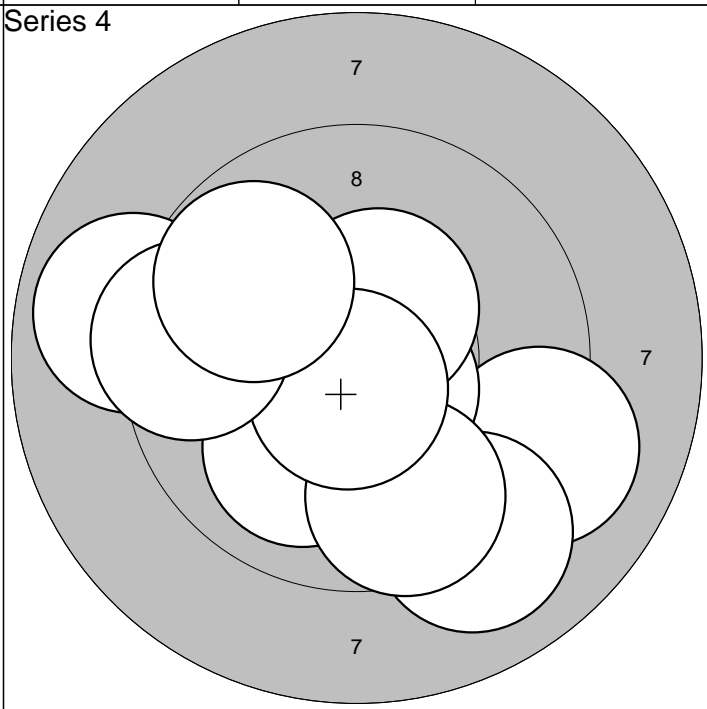
1: 9,9 ↘	6: 10,2* →	Serie	92,0
2: 9,4 ↗	7: 10,0 ↑		
3: 8,4 →	8: 9,1 ←	Sum	92,0
4: 10,1 →	9: 8,3 →		
5: 9,0 ↙	10: 10,0 ↘		



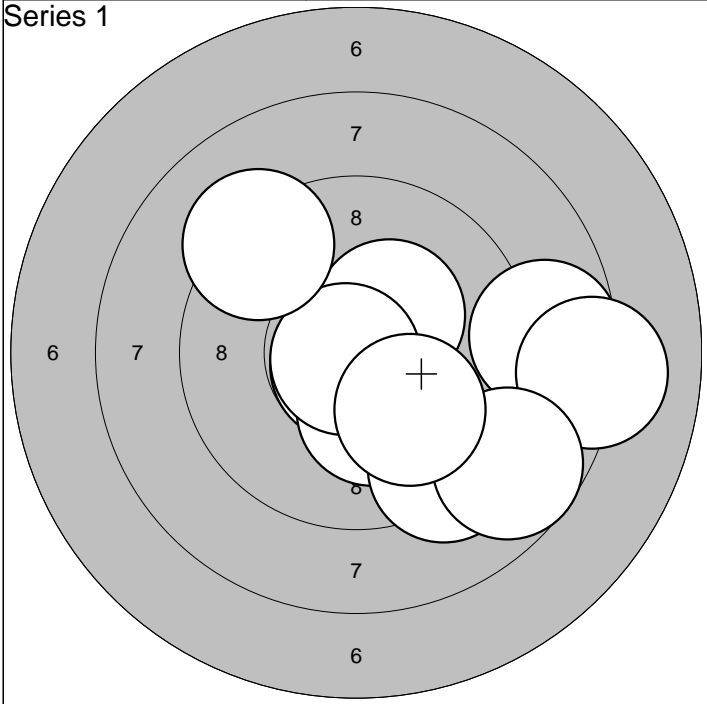
1: 9,5 →	6: 10,0 →	Serie	94,0
2: 10,6* ↑	7: 9,9 ↑		
3: 9,1 →	8: 10,2* ←	Sum	186,0
4: 9,1 ↘	9: 9,0 ↘		
5: 10,4* →	10: 9,2 →		



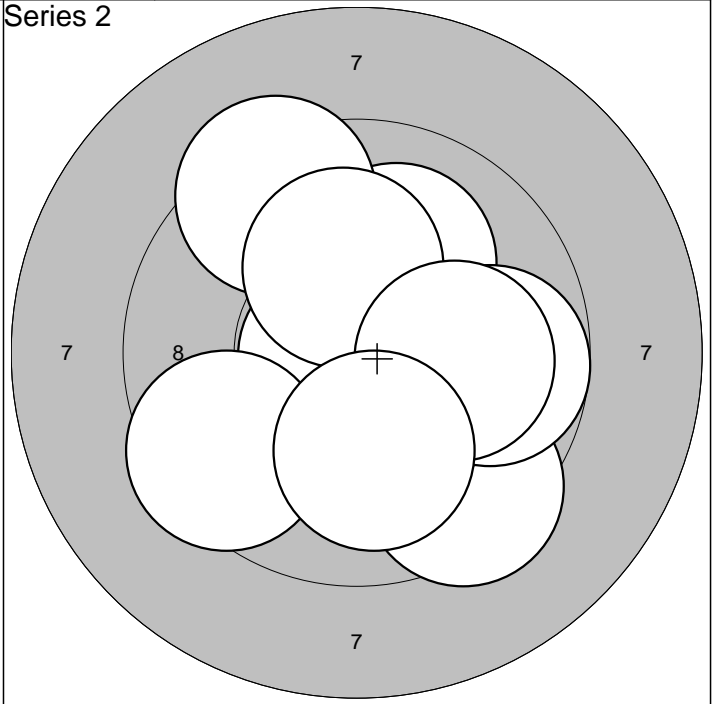
1: 10,1 ↑	6: 9,7 →	Serie	93,0
2: 9,6 →	7: 10,5* ↘		
3: 9,7 ↑	8: 10,4* ↘	Sum	279,0
4: 9,5 ↗	9: 8,7 ↓		
5: 9,3 ↘	10: 10,8* ↓		



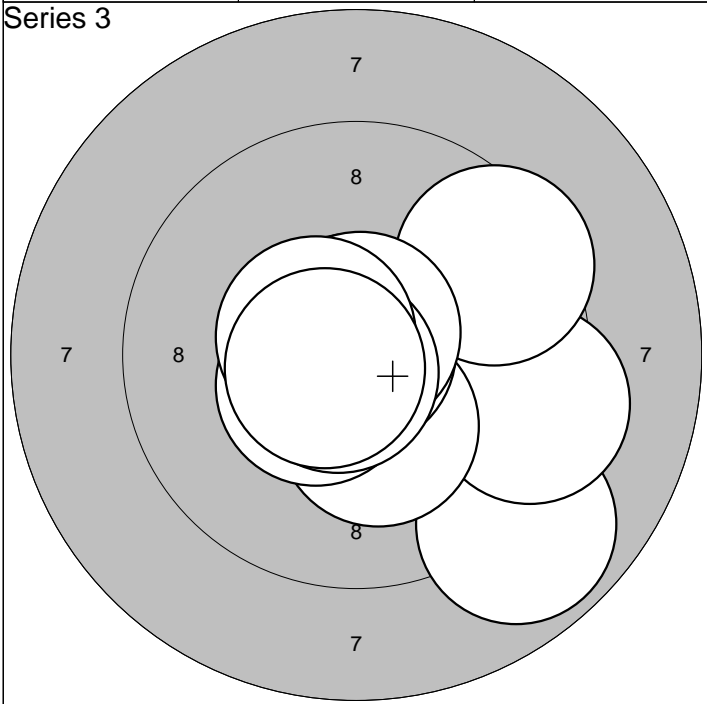
1: 9,1 →	6: 10,5* ↑	Serie	93,0
2: 10,6* ↘	7: 8,9 ←		
3: 10,0 ↘	8: 10,6* ↘	Sum	372,0
4: 9,1 ↘	9: 9,5 ←		
5: 9,6 ↘	10: 9,8 ↗		



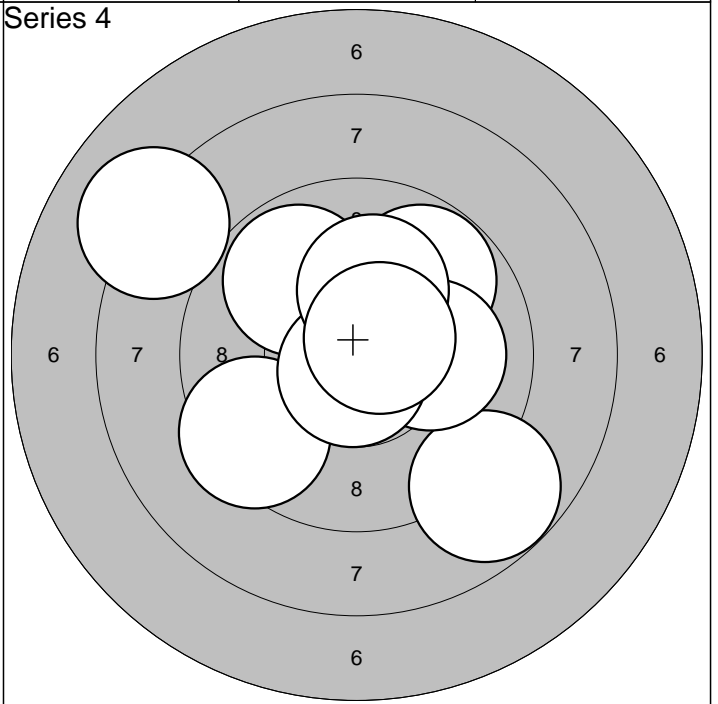
1:10,4* ↗	6:10,8* ↙	Serie	92,0
2: 8,7 →	7: 9,3 ↘		
3:10,8* ↘	8: 9,2 ↗	Sum	92,0
4:10,3* ↘	9: 8,7 ↘		
5: 8,1 →	10:10,0 ↘		



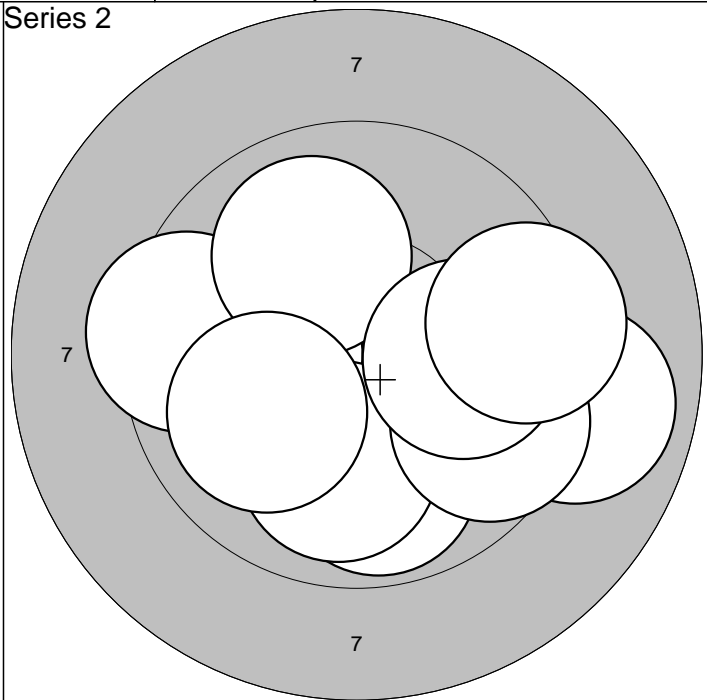
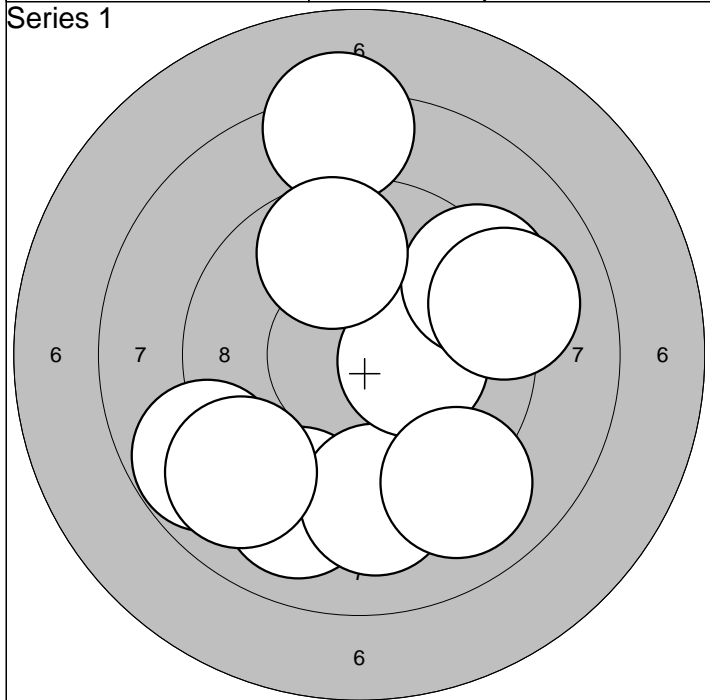
1:10,1 ↗	6: 9,5 ↙	Serie	96,0
2: 9,4 ↘	7: 9,8 →		
3:10,4* ↘	8:10,2* ↑	Sum	188,0
4:10,8* ←	9:10,0 →		
5: 9,4 ↗	10:10,1 ↘		



1: 8,8 ↘	6:10,7* ↑	Serie	96,0
2: 9,3 →	7:10,5* ↙		
3:10,3* ↘	8:10,7* ↘	Sum	284,0
4:10,9* ↑	9:10,6* ↙		
5: 9,5 ↗	10:10,7* ↙		

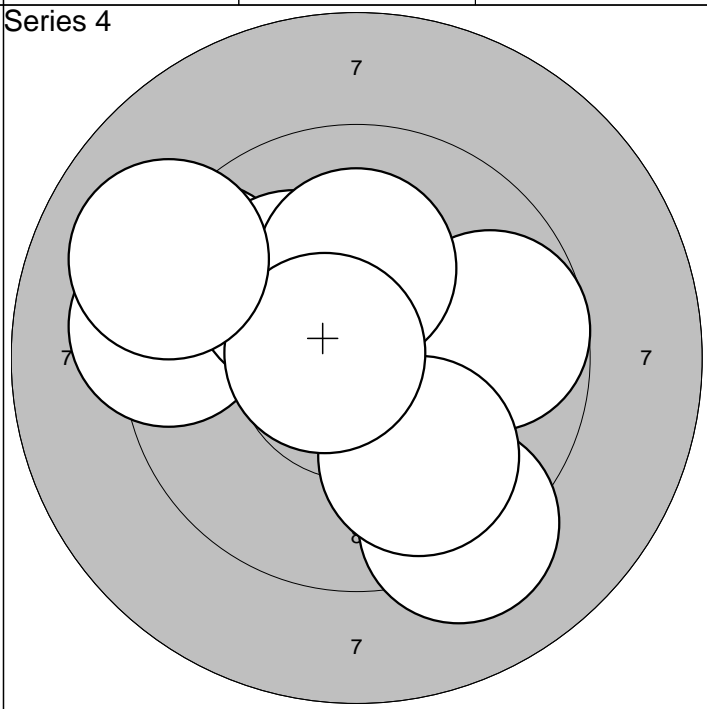
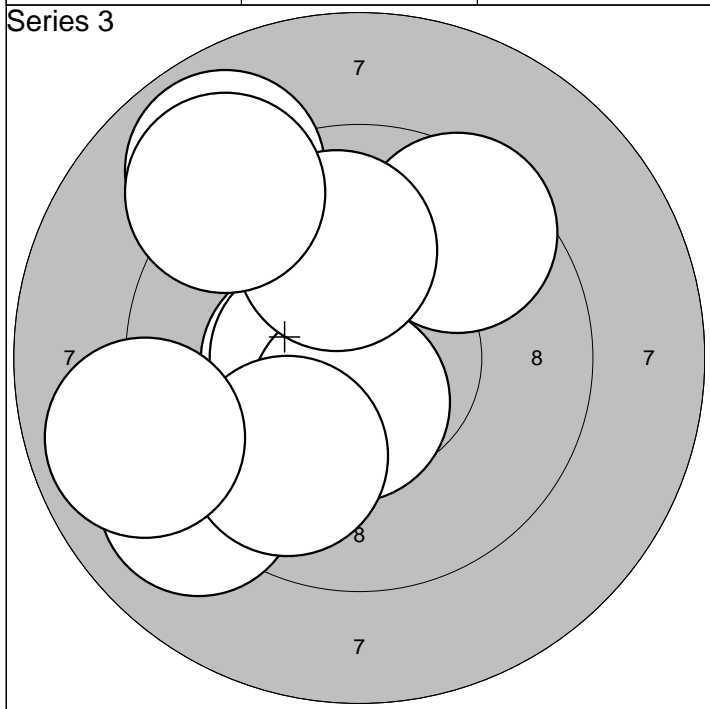


1:10,7* ↗	6:10,1 →	Serie	93,0
2: 9,8 ↙	7:10,8* ↘		
3: 9,4 ↙	8:10,2* ↑	Sum	377,0
4: 9,8 ↗	9: 8,1 ↙		
5: 8,8 ↘	10:10,6* ↗		



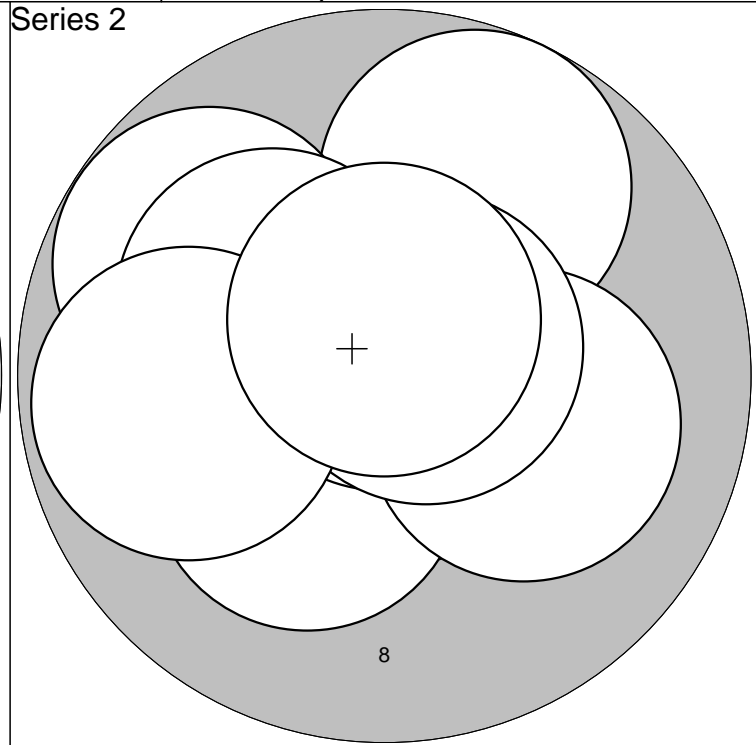
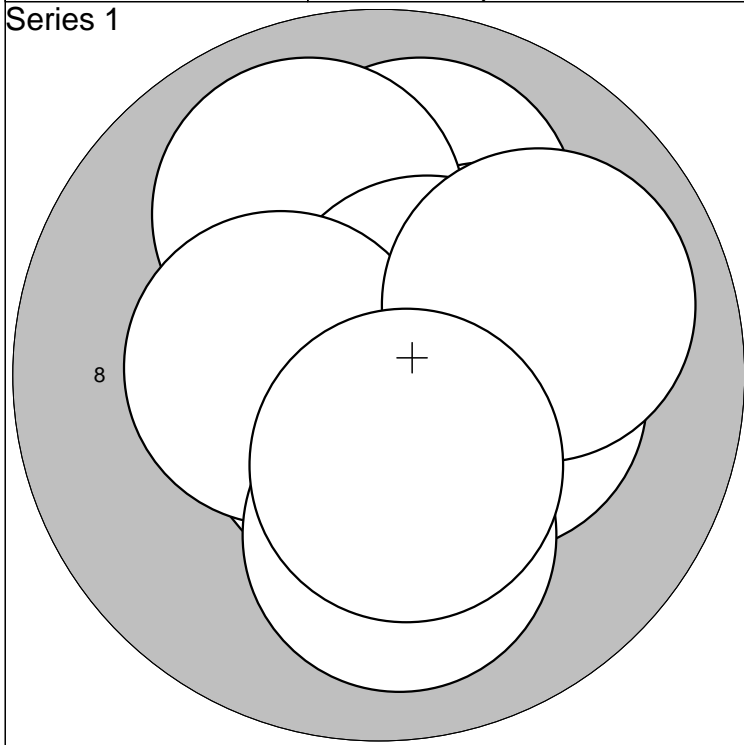
1: 9,0 ↓	6: 9,0 ↙		Serie	89,0
2: 8,8 ↙	7: 9,3 ↘			
3: 9,2 ↓	8: 9,1 ↓	Sum	89,0	
4: 8,2 ↑	9: 9,1 →			
5: 10,3* →	10: 9,7 ↑			

1: 9,8 ↓	6: 9,4 ←		Serie	94,0
2: 10,1 ←	7: 10,0 ↗			
3: 10,0 ↓	8: 10,0 →	Sum	183,0	
4: 8,9 →	9: 10,0 ↙			
5: 9,6 ↘	10: 9,4 →			



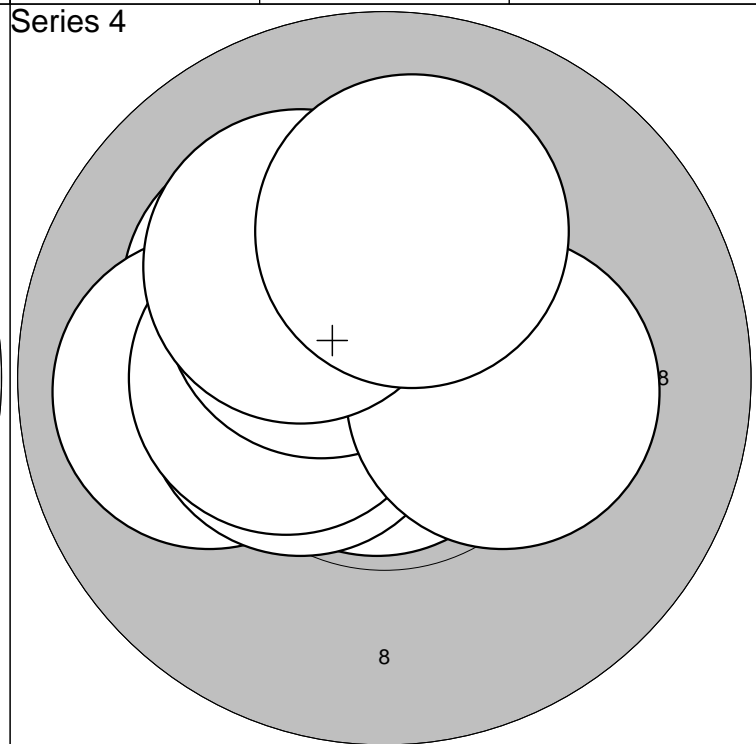
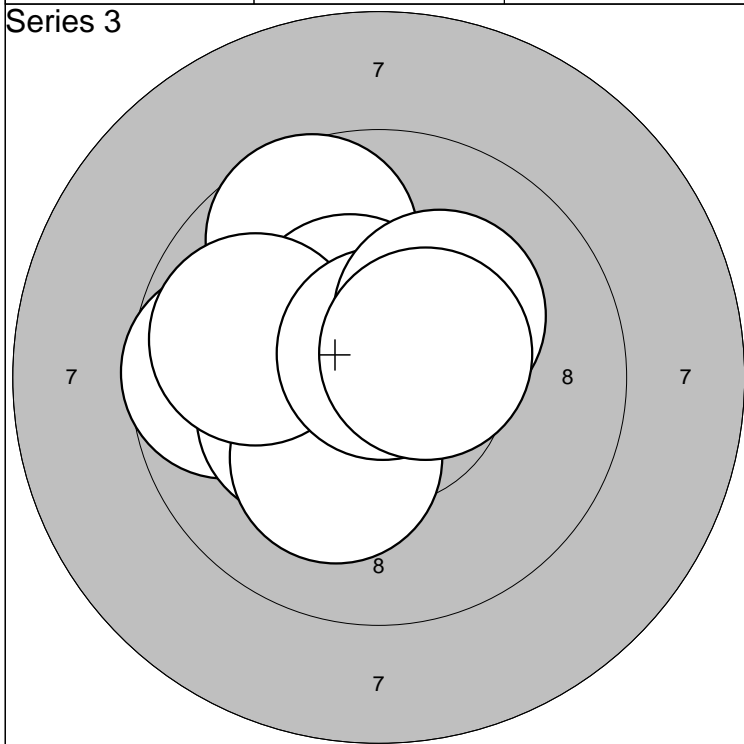
1: 9,0 ↙	6: 10,5* ↓		Serie	92,0
2: 8,9 ↗	7: 10,0 ↑			
3: 10,4* ←	8: 9,9 ↓	Sum	275,0	
4: 9,5 ↗	9: 8,9 ←			
5: 10,5* ←	10: 9,0 ↗			

1: 9,4 ↙	6: 9,9 ↓		Serie	94,0
2: 9,3 ←	7: 10,2* ↗			
3: 9,2 ↓	8: 10,2* ↑	Sum	369,0	
4: 9,7 →	9: 10,7* ←			
5: 10,3* ↑	10: 9,1 ↙			



1:10,0	↑	6:10,6*	↗	Serie	99,0
2:10,2*	↗	7:10,4*	←		
3:10,0	↖	8:10,0	↓	Sum	99,0
4:10,3*	→	9: 9,9	↗		
5:10,7*	↓	10:10,4*	↓		

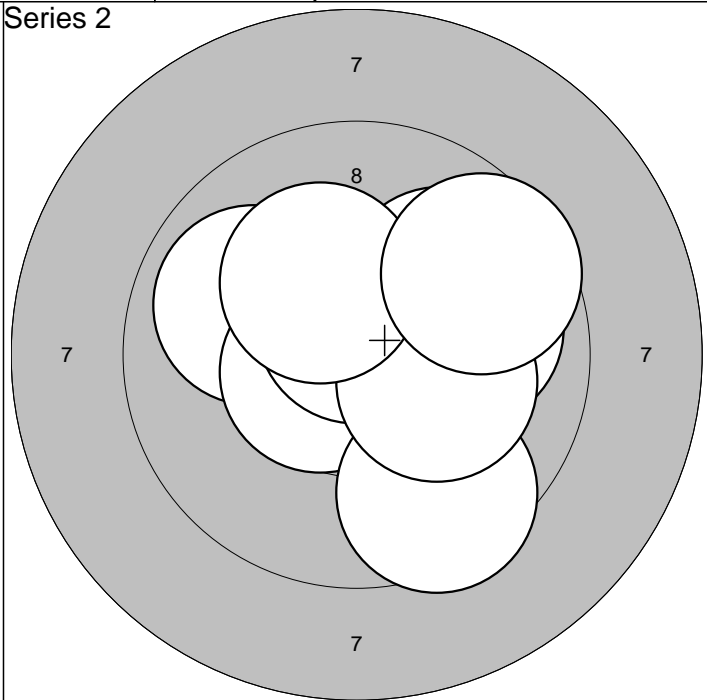
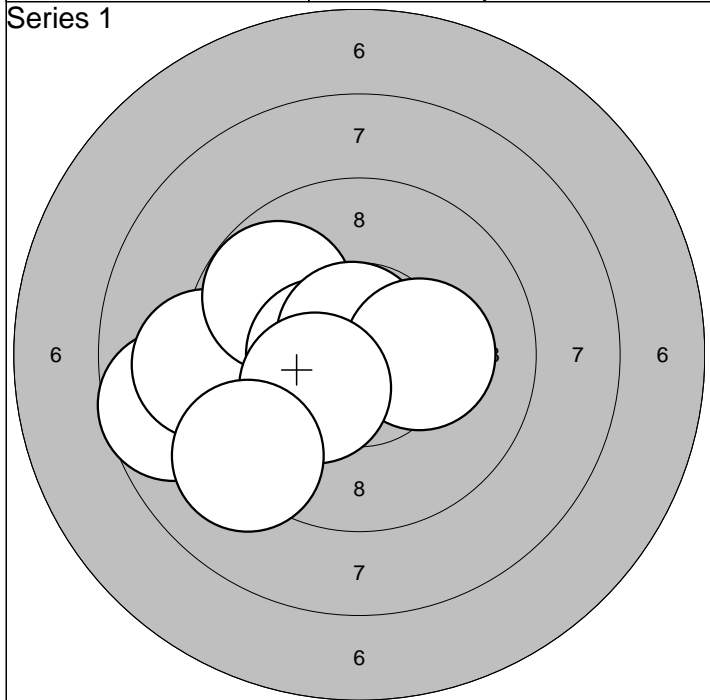
1:10,6*	↙	6:10,7*	↑	Serie	97,0
2:10,3*	↙	7:10,2*	↖		
3: 9,7	↗	8:10,7*	↗	Sum	196,0
4:10,1	→	9: 9,8	←		
5: 9,8	↖	10:10,6*	↑		



1: 9,7	↖	6:10,4*	↖	Serie	97,0
2:10,3*	←	7: 9,9	←		
3: 9,7	←	8:10,8*	↑	Sum	293,0
4:10,2*	↙	9:10,2*	↗		
5:10,2*	↙	10:10,5*	↗		

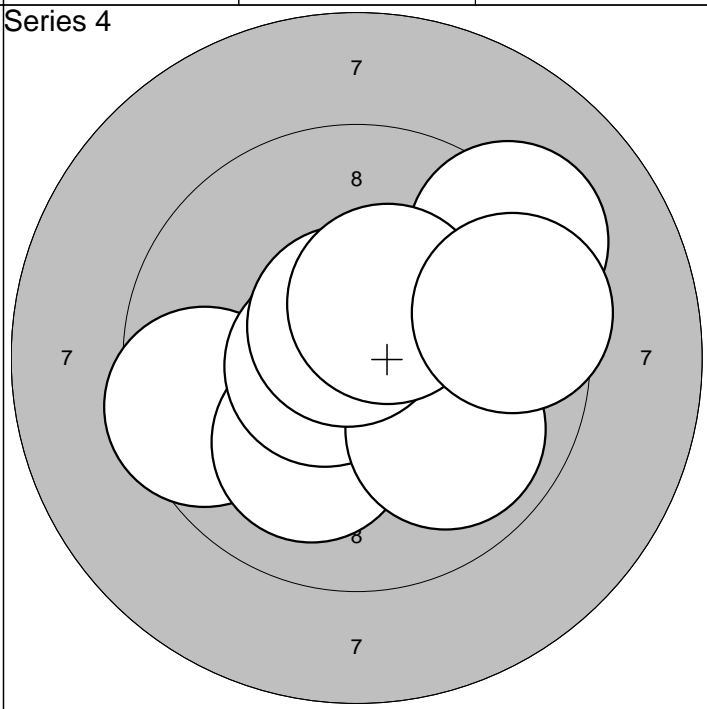
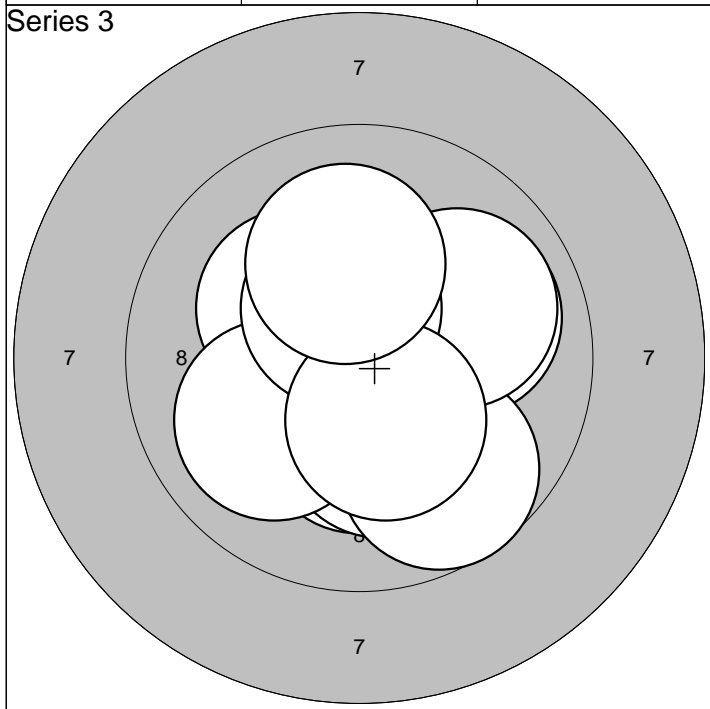
1:10,2*	↖	6:10,4*	←	Serie	99,0
2:10,8*	↓	7:10,4*	↗		
3:10,6*	↖	8:10,3*	→	Sum	392,0
4: 9,9	←	9:10,1	↗		
5:10,4*	←	10:10,1	↑		





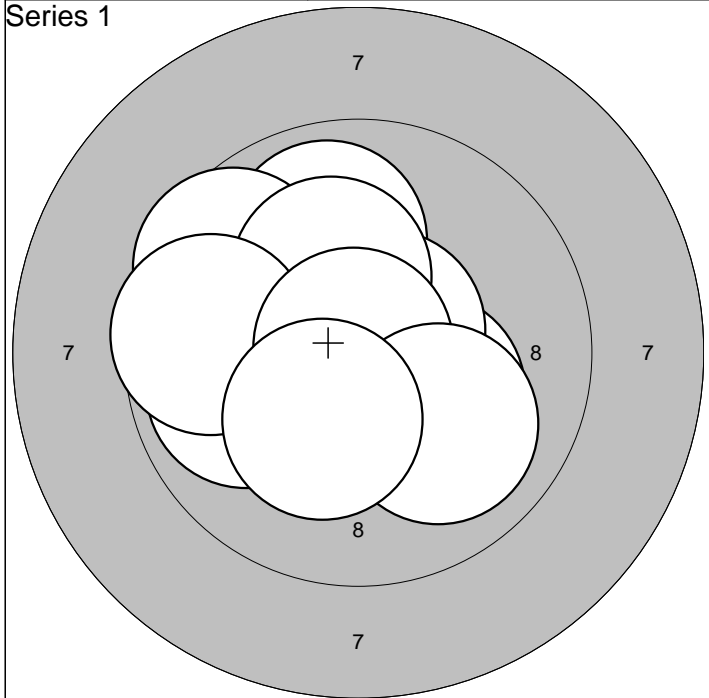
1:10,8* ←	6:10,5* ←	Serie	95,0
2:10,1 ←	7:10,7* ↑		
3: 8,7 ←	8:10,2* →	Sum	95,0
4: 9,2 ←	9:10,3* ↙		
5: 9,8 ↙	10: 9,2 ↙		

1: 9,9 ↙	6: 9,5 ↘	Serie	97,0
2:10,8* ←	7:10,0 →		
3:10,6* ←	8:10,2* →	Sum	192,0
4:10,7* ↑	9:10,2* ↑		
5:10,0 ↗	10: 9,6 ↗		

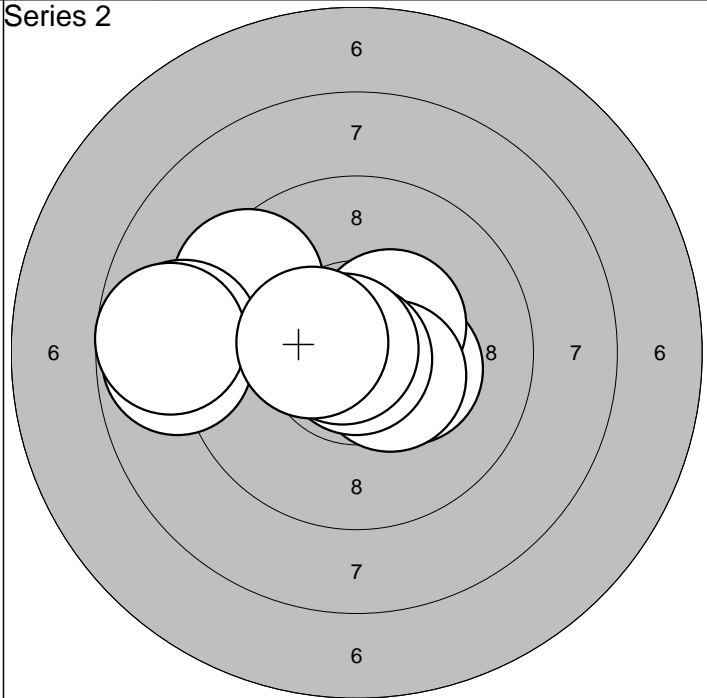


1:10,3* ↓	6:10,0 ←	Serie	99,0
2:10,0 ↗	7:10,0 →		
3:10,2* ↗	8:10,5* ↑	Sum	291,0
4:10,2* ↓	9:10,3* ↓		
5: 9,7 ↘	10:10,1 ↑		

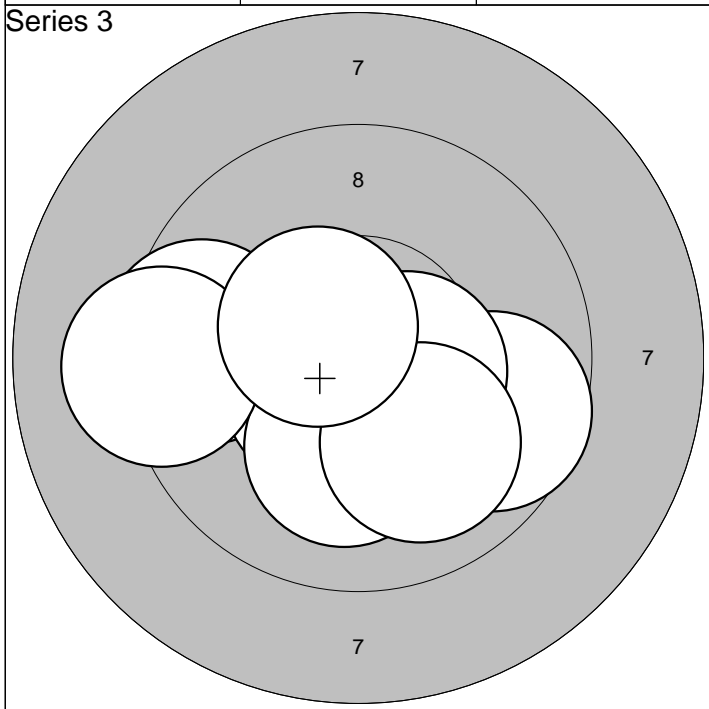
1: 9,5 ←	6: 9,9 ↘	Serie	96,0
2:10,1 ↘	7: 9,2 ↗		
3:10,1 ↓	8:10,7* ↑	Sum	387,0
4:10,7* →	9:10,4* ↑		
5:10,7* ←	10: 9,5 →		



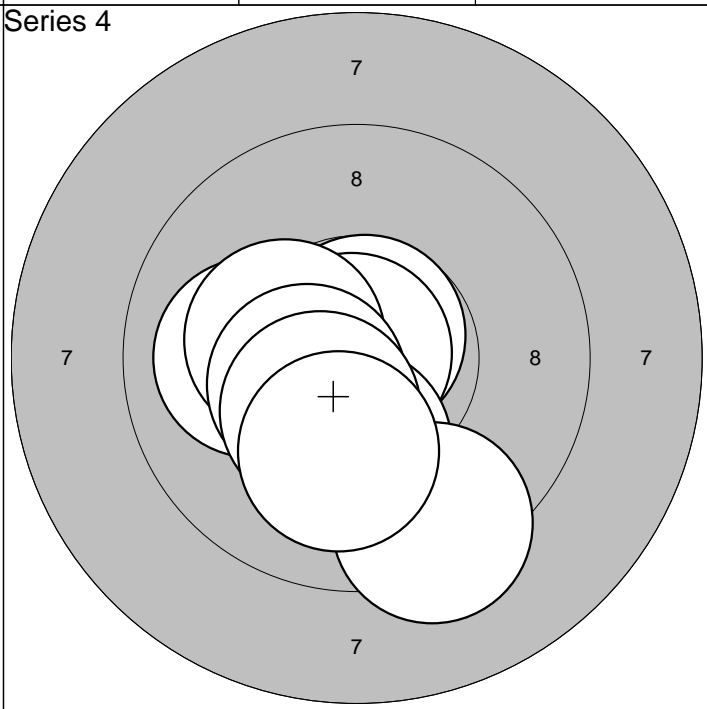
1:10,3* ↘	6:10,2* ↗	Serie	96,0
2: 9,9 ←	7: 9,6 ←		
3: 9,9 ↗	8:10,9* ↗	Sum	96,0
4: 9,6 ↖	9:10,0 ↘		
5:10,7* ↗	10:10,3* ↘		



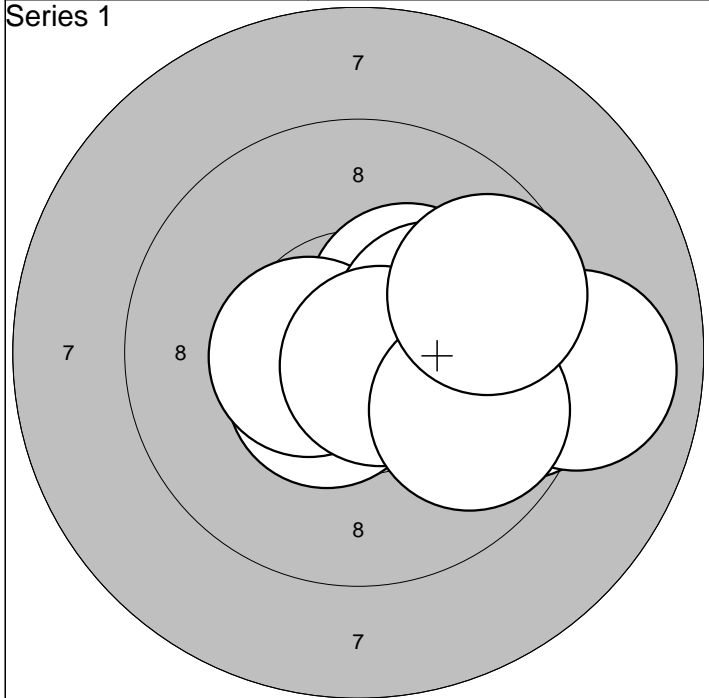
1:10,3* →	6: 8,9 ←	Serie	93,0
2: 9,5 ↖	7:10,8* ←		
3:10,4* ↗	8: 8,8 ←	Sum	189,0
4:10,5* ↘	9: 8,7 ←		
5:10,9* ↓	10:10,4* ←		



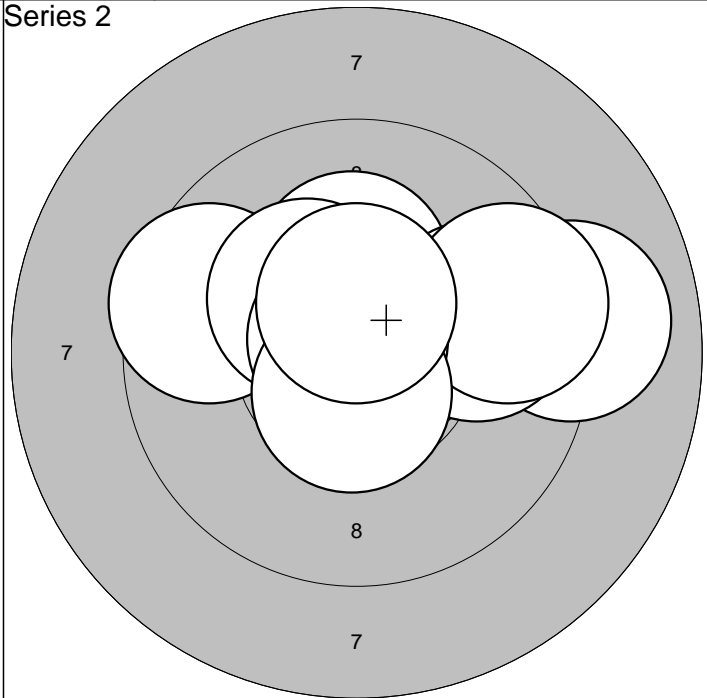
1: 9,7 →	6:10,1 ↓	Serie	96,0
2: 9,6 ←	7:10,5* →		
3: 9,5 ←	8:10,0 ↓	Sum	285,0
4:10,6* ←	9: 9,2 ←		
5:10,5* ↙	10:10,5* ↗		



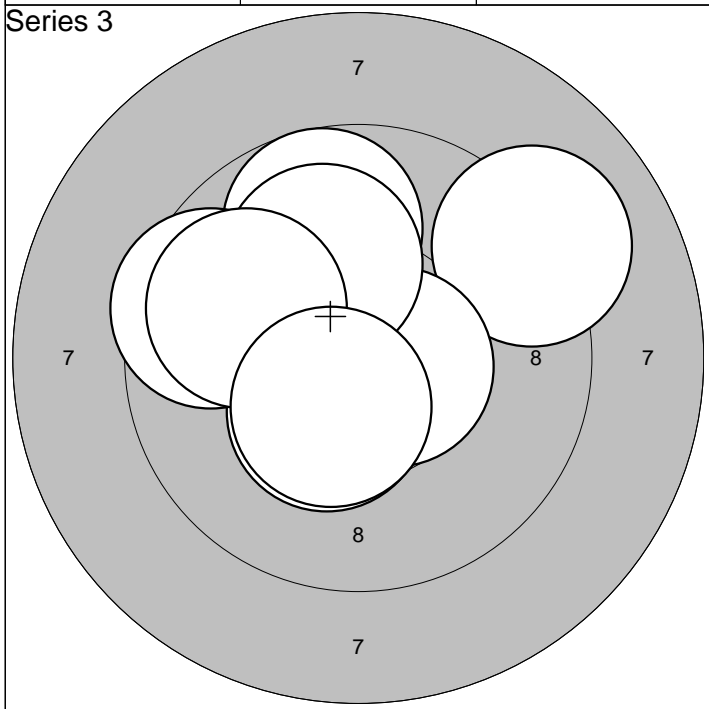
1:10,7* ↗	6:10,3* ←	Serie	99,0
2:10,0 ←	7:10,4* ←		
3:10,6* ←	8:10,4* ↘	Sum	384,0
4:10,9* ↗	9: 9,3 ↓		
5:10,2* ↓	10:10,1 ↓		



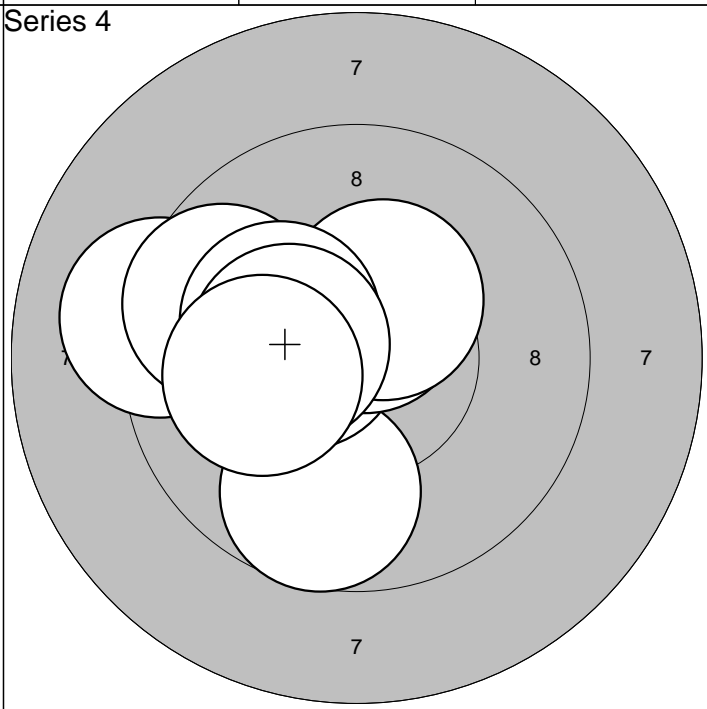
1:10,3* ↗	6: 9,0 →	Serie	96,0
2:10,0 →	7:10,2* →		
3:10,5* ↘	8:10,7* ↘	Sum	96,0
4: 9,5 →	9: 9,8 ↘		
5:10,5* ←	10: 9,7 →		



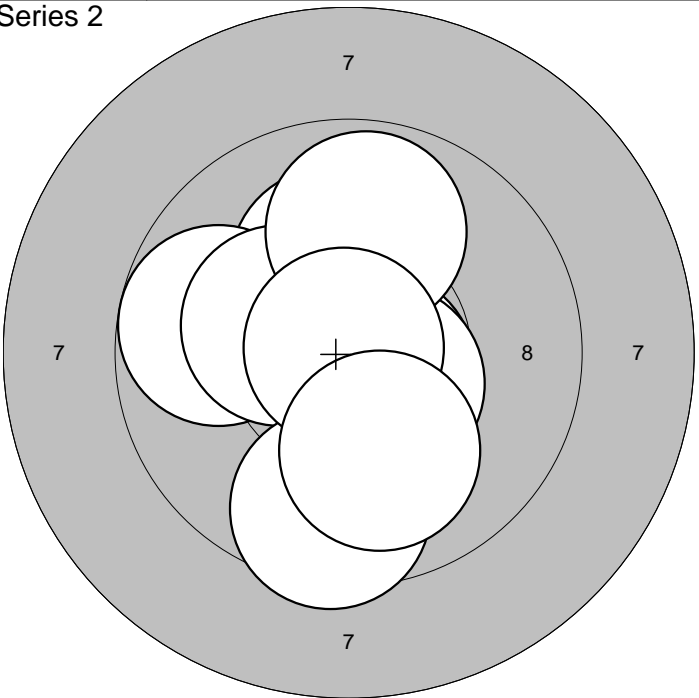
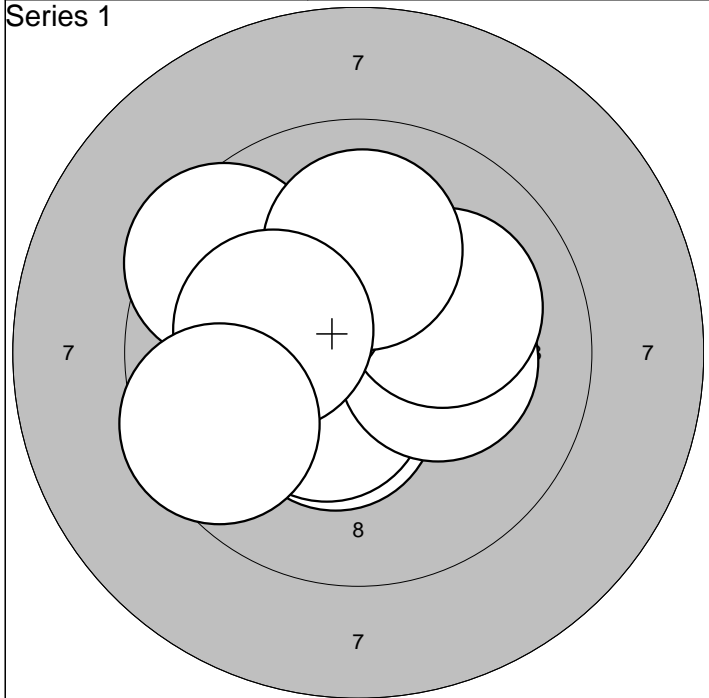
1:10,7* →	6: 9,5 →	Serie	96,0
2:10,2* ↑	7:10,3* ↖		
3: 9,0 →	8:10,8* ↖	Sum	192,0
4: 9,8 →	9:10,6* ↓		
5: 9,6 ←	10:10,5* ↑		



1: 9,1 ↗	6:10,4* ↘	Serie	96,0
2:10,5* ↗	7:10,1 ↑		
3:10,1 ↖	8: 9,6 ←	Sum	288,0
4:10,6* →	9: 9,9 ←		
5: 9,8 ↑	10:10,5* ↘		

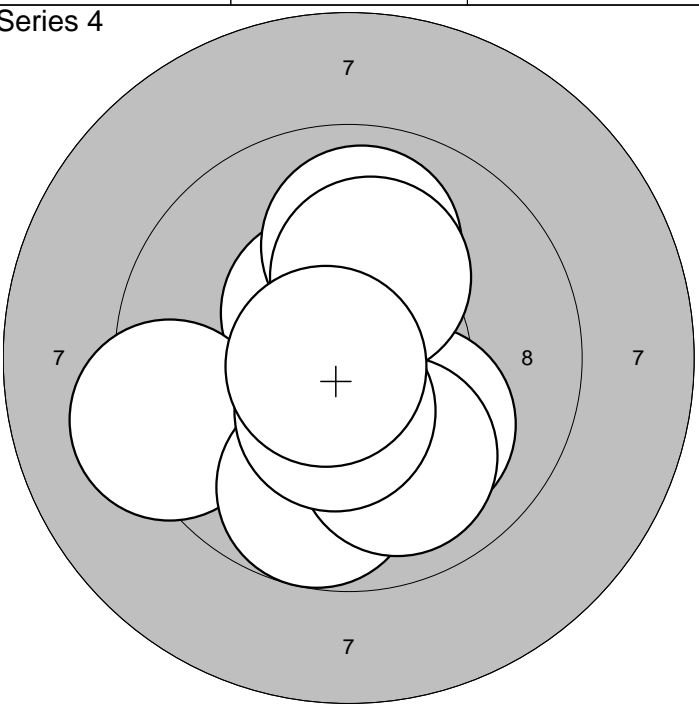
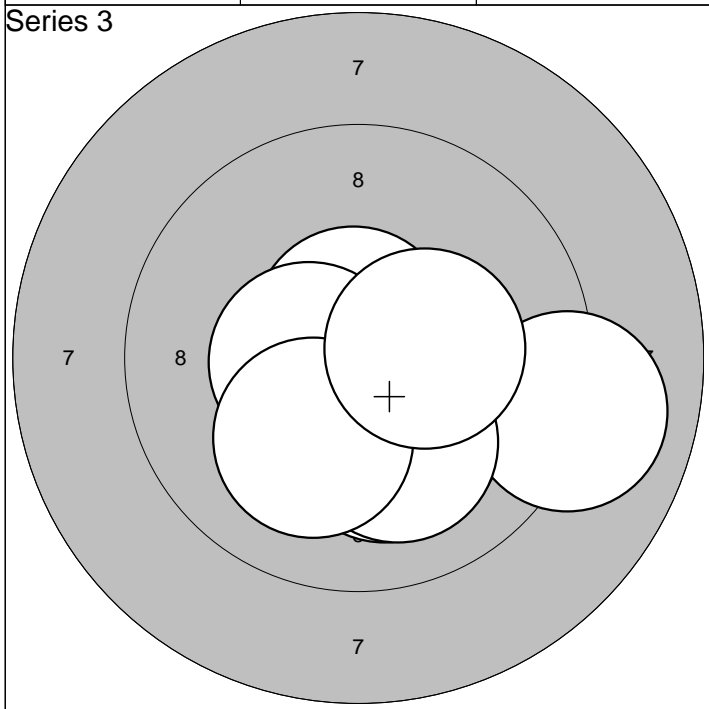


1: 9,7 ↓	6:10,4* ↑	Serie	97,0
2:10,5* ←	7: 9,7 ←		
3: 9,2 ←	8:10,2* ←	Sum	385,0
4:10,5* ↑	9:10,3* ←		
5:10,0 ←	10:10,1 ←		



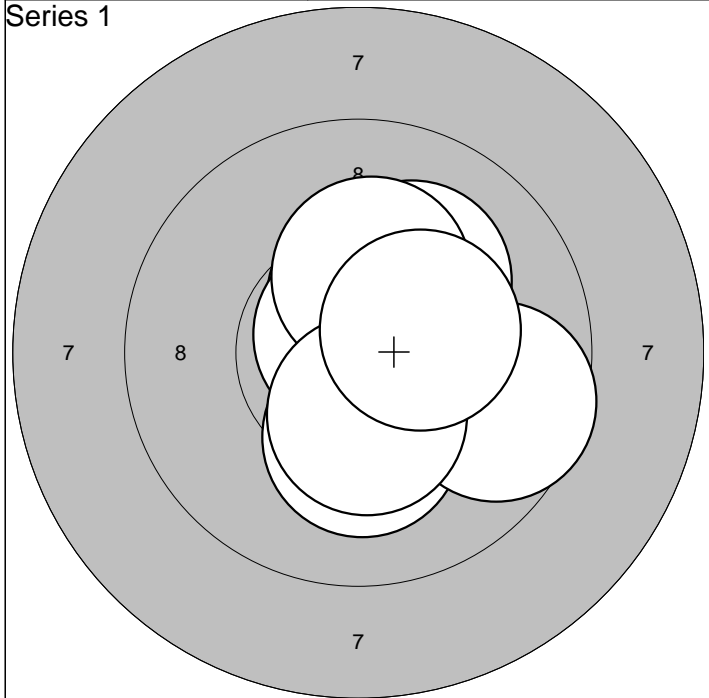
1:10,3* ↗	6:10,2* ↖	Serie	98,0
2:10,4* ↓	7: 9,5 ↖		
3:10,4* ↓	8:10,0 ↑	Sum	98,0
4:10,2* →	9:10,2* ←		
5:10,1 ↗	10: 9,5 ↖		

1:10,6* ↘	6:10,3* ↖	Serie	97,0
2:10,8* ↗	7: 9,5 ↓		
3:10,5* ↘	8: 9,9 ↑	Sum	195,0
4:10,2* ↑	9:10,9* ↗		
5: 9,8 ←	10:10,0 ↓		

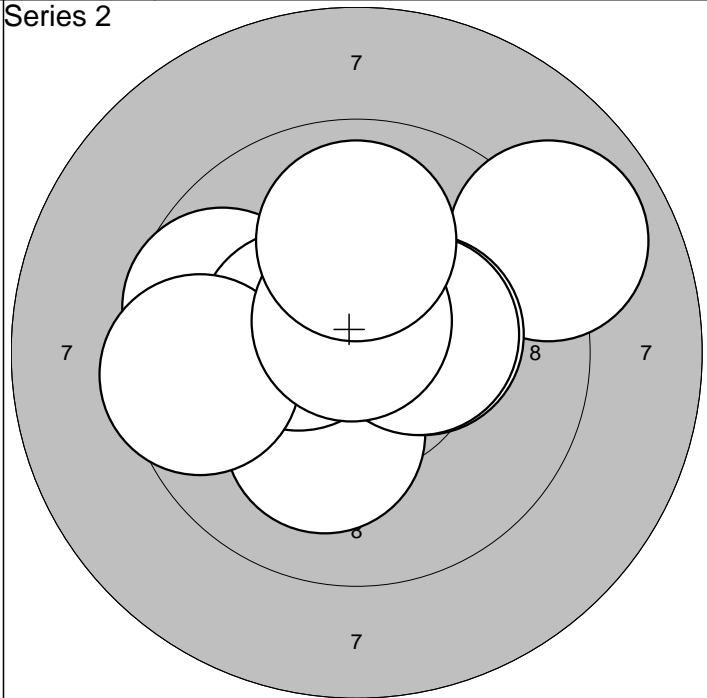


1:10,7* ↑	6: 9,0 →	Serie	99,0
2:10,7* ↓	7:10,5* ←		
3:10,1 ↓	8:10,1 ↓	Sum	294,0
4:10,7* ↓	9:10,1 ↓		
5:10,2* ↓	10:10,3* →		

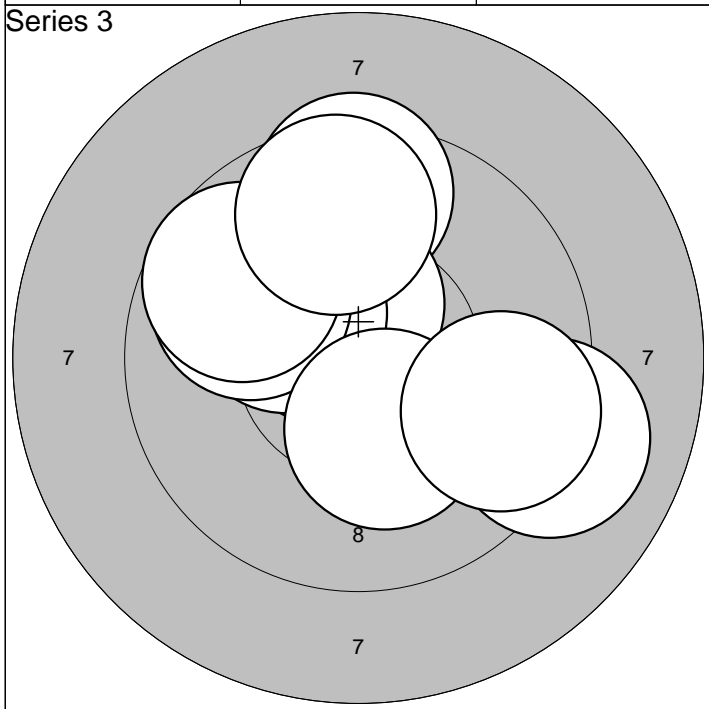
1:10,1 ↓	6: 9,7 ↓	Serie	98,0
2:10,5* ↓	7:10,0 ↓		
3:10,5* ↗	8:10,2* ↑	Sum	392,0
4: 9,3 ←	9:10,4* ↓		
5:10,0 ↑	10:10,7* ↖		



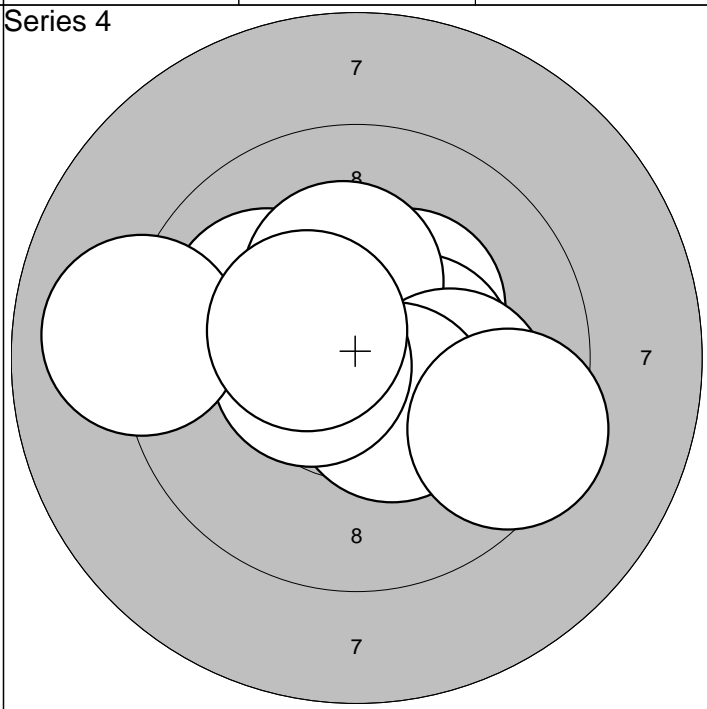
1:10,5* →	6: 9,7 →			Serie	99,0
2:10,6* ↘	7:10,8* ↑				
3:10,2* ↓	8:10,3* ↑	Sum	99,0		
4:10,2* ↗	9:10,4* ↓				
5:10,5* ↑	10:10,4* →				



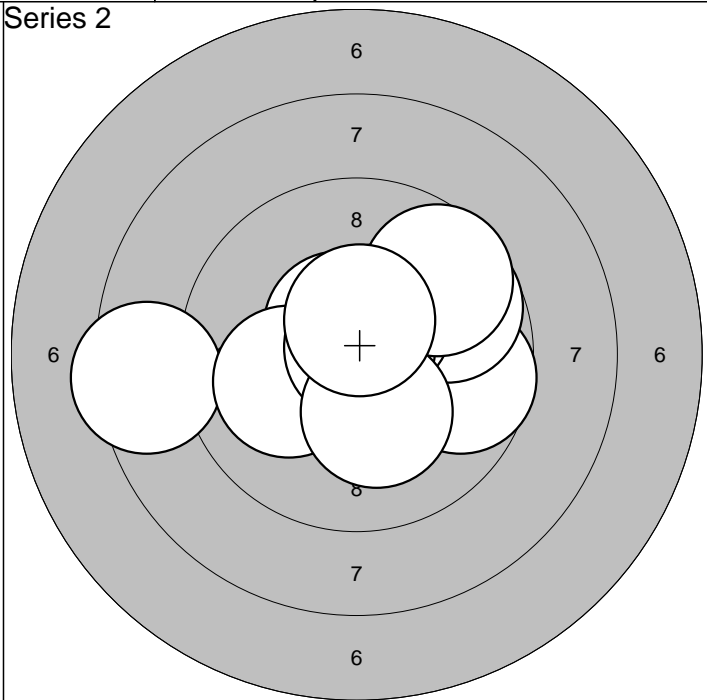
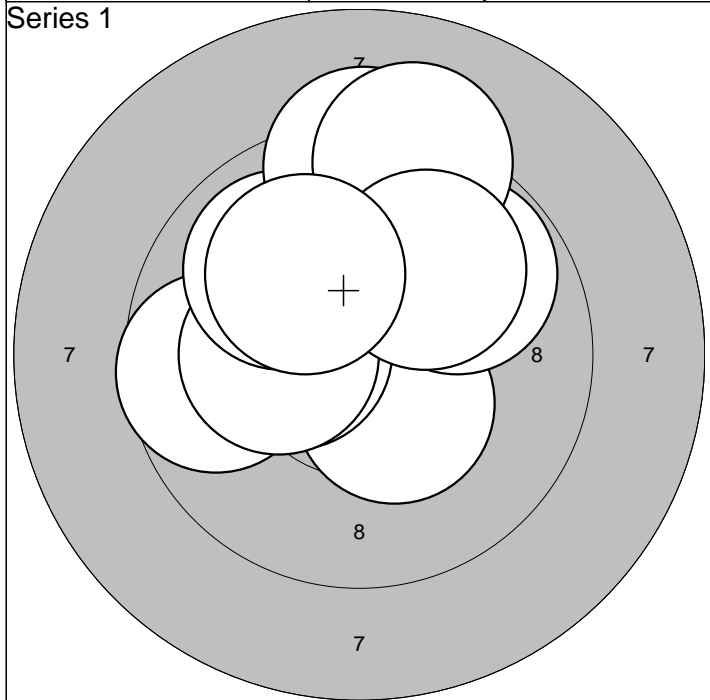
1: 9,0 ↗	6:10,4* ↖			Serie	97,0
2:10,7* ↘	7: 9,5 ←				
3:10,2* ↓	8:10,4* →	Sum	196,0		
4:10,3* →	9:10,7* ↑				
5: 9,7 ←	10:10,0 ↑				



1:10,6* ↗	6: 9,7 ↖			Serie	94,0
2: 9,5 ↑	7: 9,1 →				
3:10,4* ↑	8: 9,7 ↑	Sum	290,0		
4:10,2* ↖	9:10,3* ↓				
5: 9,8 ↖	10: 9,6 →				

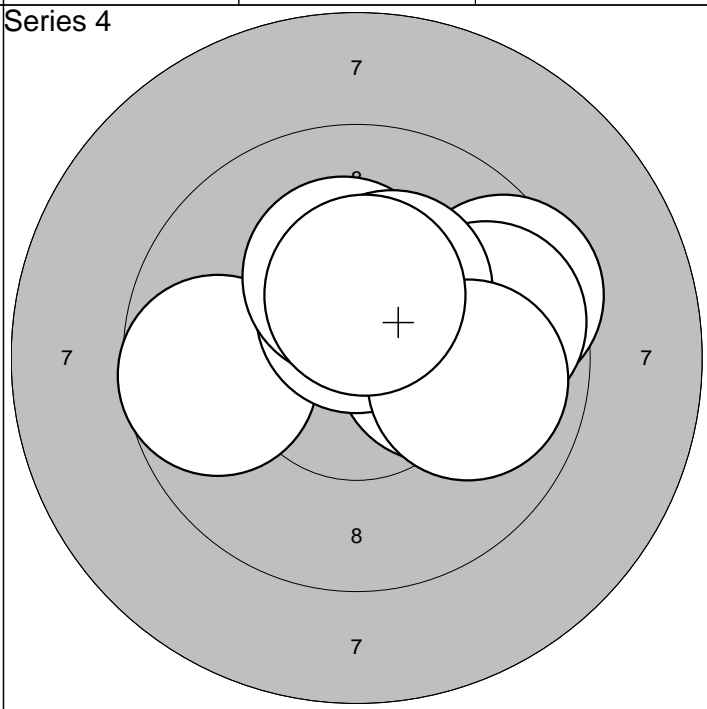
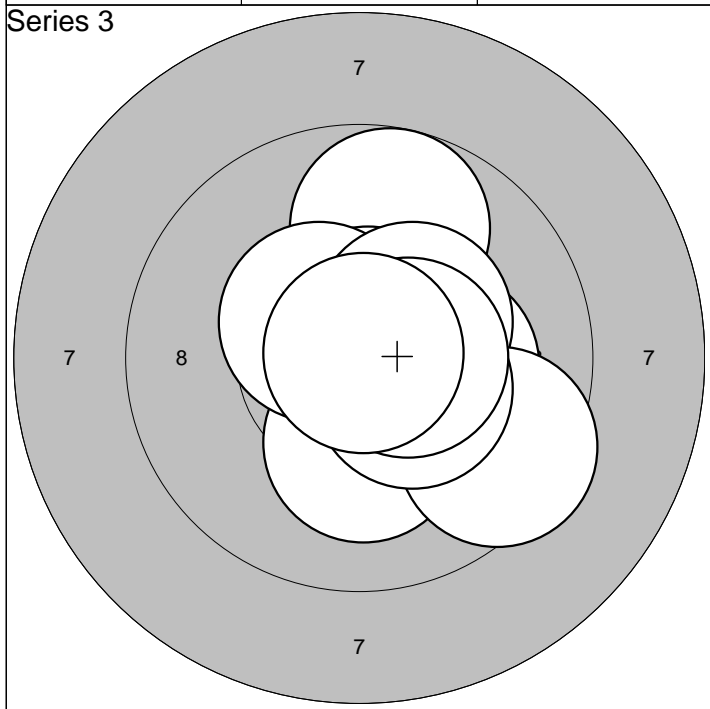


1:10,3* ↗	6:10,4* ↘			Serie	98,0
2:10,4* →	7: 9,4 →				
3:10,0 ↖	8:10,6* ←	Sum	388,0		
4:10,3* ↑	9: 9,0 ←				
5:10,1 →	10:10,5* ↖				



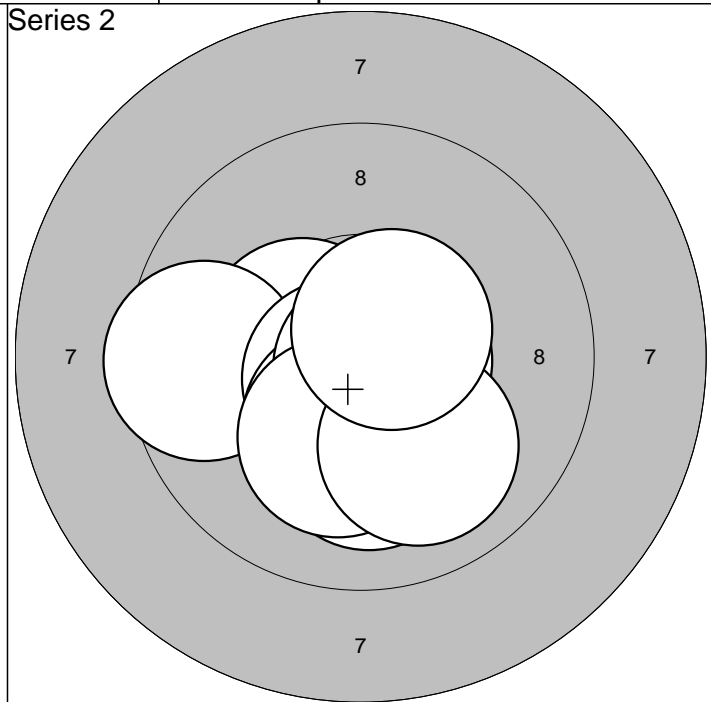
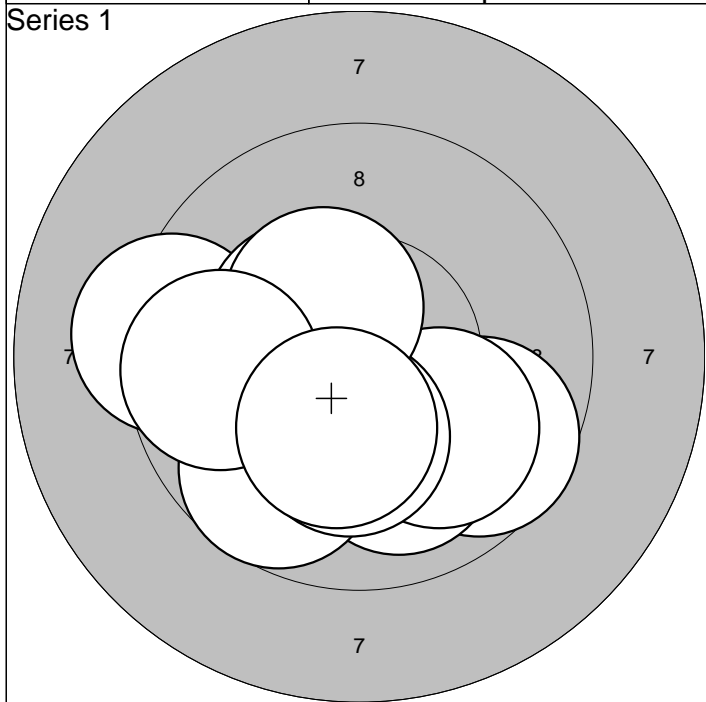
1:10,4* ↘	6: 9,9 ↖	Serie	95,0
2: 9,8 ↗	7: 9,3 ↑		
3: 9,7 ←	8: 9,2 ↑	Sum	95,0
4:10,3* ←	9:10,0 ↗		
5:10,2* ←	10:10,1 ↖		

1: 9,7 →	6:10,1 ←	Serie	95,0
2: 8,4 ←	7:10,9* ↑		
3: 9,7 ↗	8: 9,6 ↗	Sum	190,0
4:10,5* ↑	9:10,2* ↓		
5:10,6* ↖	10:10,6* ↑		



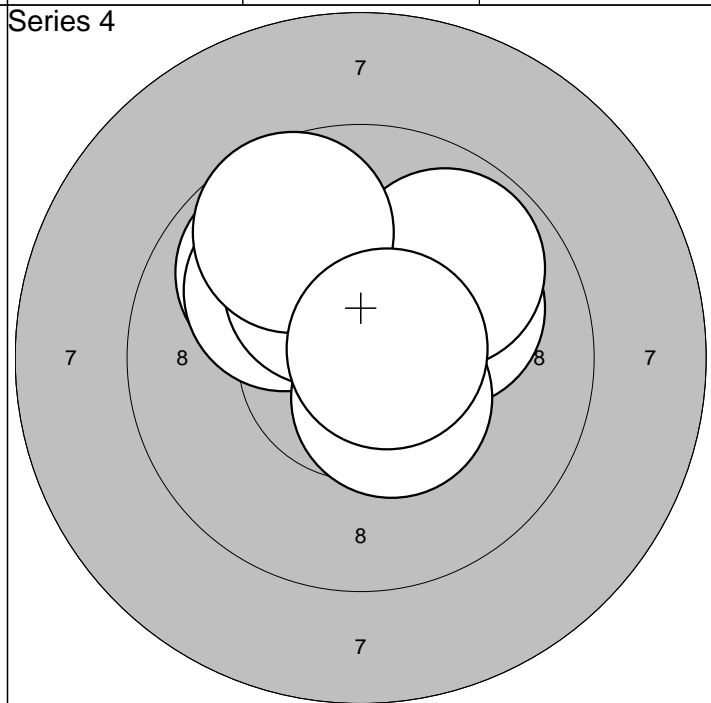
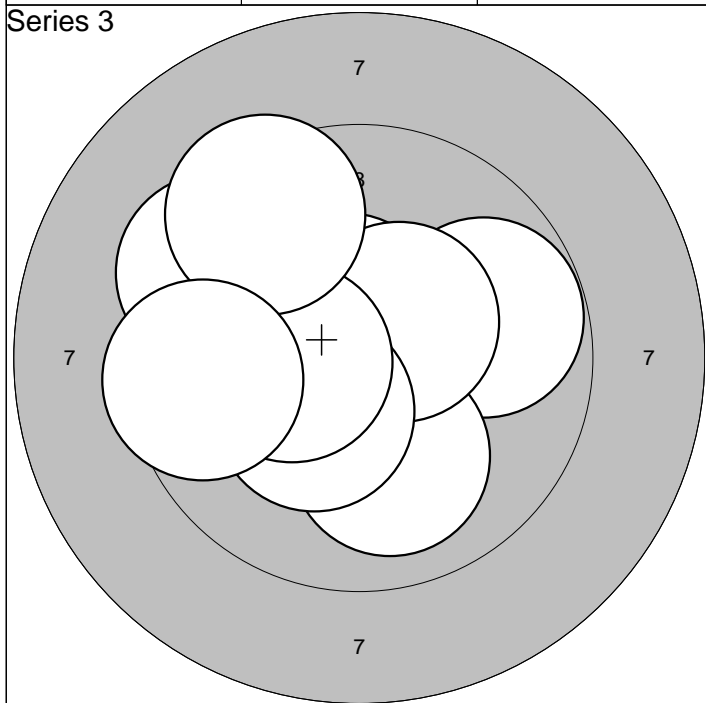
1: 9,8 ↑	6:10,4* ↗	Serie	98,0
2:10,2* →	7: 9,5 ↘		
3:10,6* ↑	8:10,4* ↘	Sum	288,0
4:10,2* ↓	9:10,5* →		
5:10,5* ↖	10:10,9* ↗		

1:10,2* →	6:10,5* ↑	Serie	96,0
2: 9,5 ↗	7:10,2* ↑		
3: 9,7 ←	8:10,3* ↑	Sum	384,0
4:10,3* ↗	9: 9,9 →		
5: 9,7 →	10:10,4* ↑		



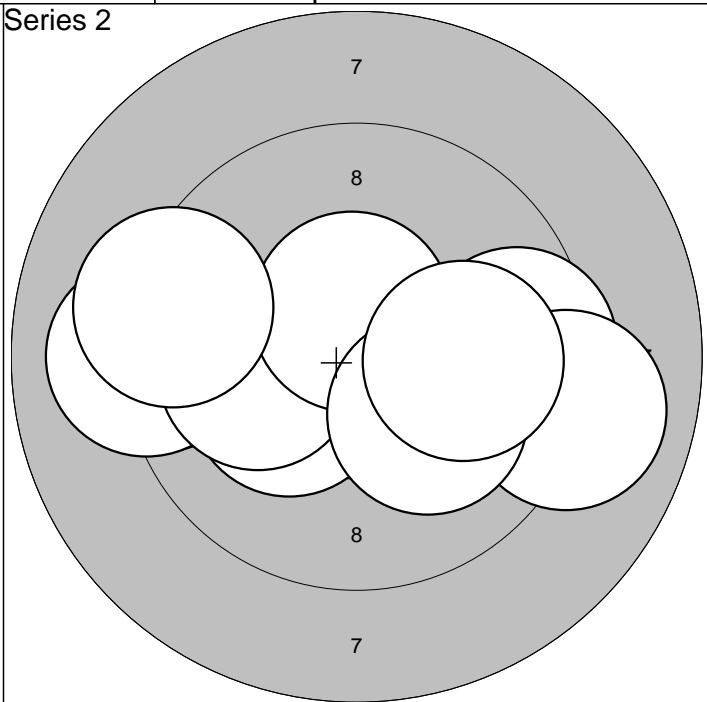
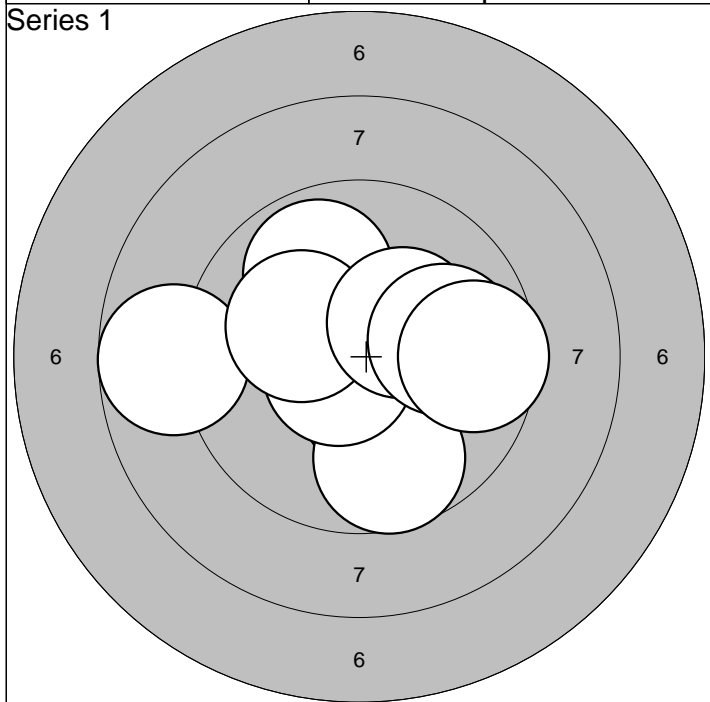
1: 9,6 ↘	6:10,2* ↓	Serie	96,0
2: 9,2 ←	7:10,4* ↖		
3:10,0 ↓	8:10,4* ↗		
4:10,0 ↓	9: 9,7 ←		
5: 9,7 ↘	10:10,3* ↓		
Sum		96,0	

1:10,7* →	6:10,3* ↓	Serie	99,0
2:10,4* ←	7:10,8* ↓		
3: 9,5 ←	8:10,2* ↓		
4:10,1 ↓	9:10,0 ↓		
5:10,7* ↙	10:10,6* ↗		
Sum		195,0	



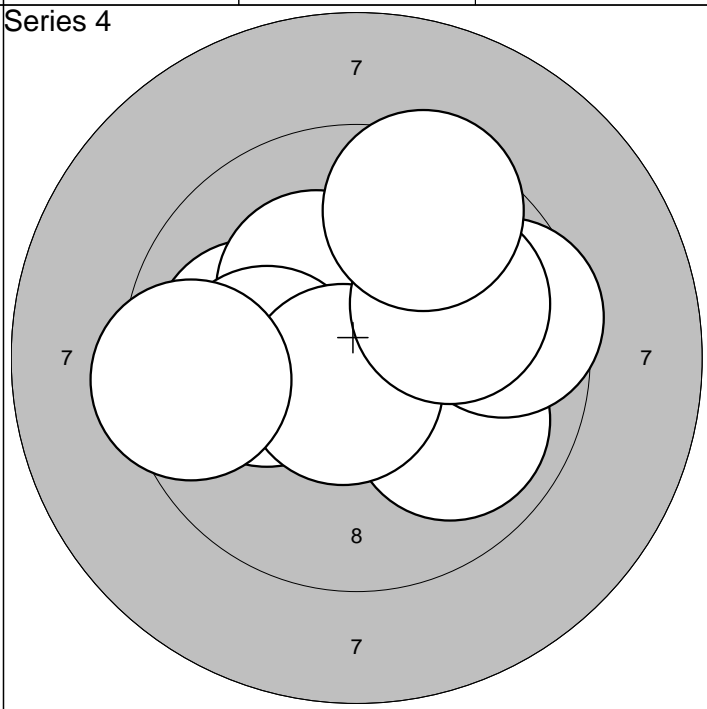
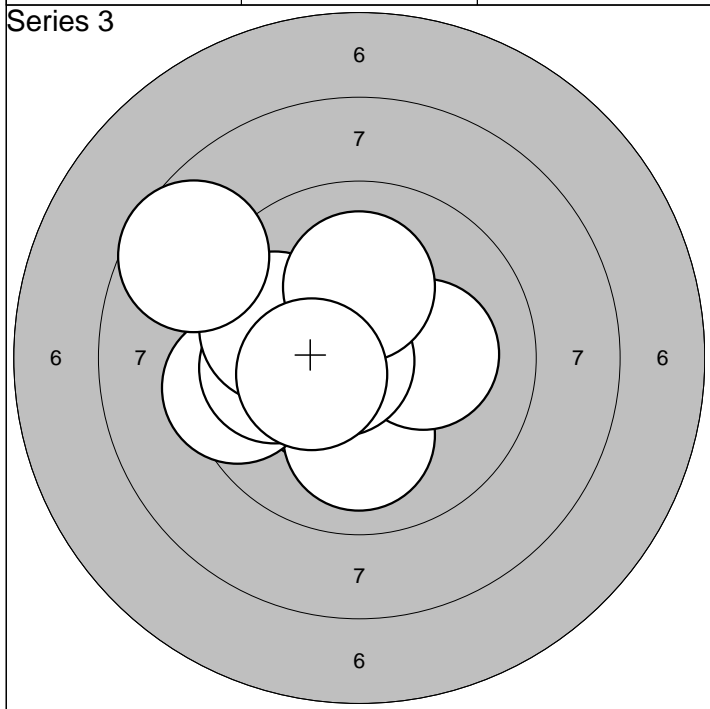
1:10,5* ↑	6:10,5* ↗	Serie	96,0
2: 9,8 →	7:10,3* ↓		
3:10,0 ↓	8:10,3* ←		
4:10,4* ←	9: 9,4 ↗		
5: 9,5 ↖	10: 9,5 ←		
Sum		291,0	

1:10,7* ↗	6:10,2* ↖	Serie	97,0
2:10,6* ↗	7: 9,8 ↗		
3:10,1 ↗	8:10,5* ↓		
4: 9,9 ↖	9: 9,7 ↖		
5:10,0 ↖	10:10,7* →		
Sum		388,0	



1: 8,7 ←	6:10,7* ↙	Serie	93,0
2:10,4* ↓	7:10,2* ↖		
3: 9,9 ↗	8:10,3* ↗	Sum	93,0
4: 9,9 →	9: 9,9 →		
5: 9,7 ↓	10: 9,6 →		

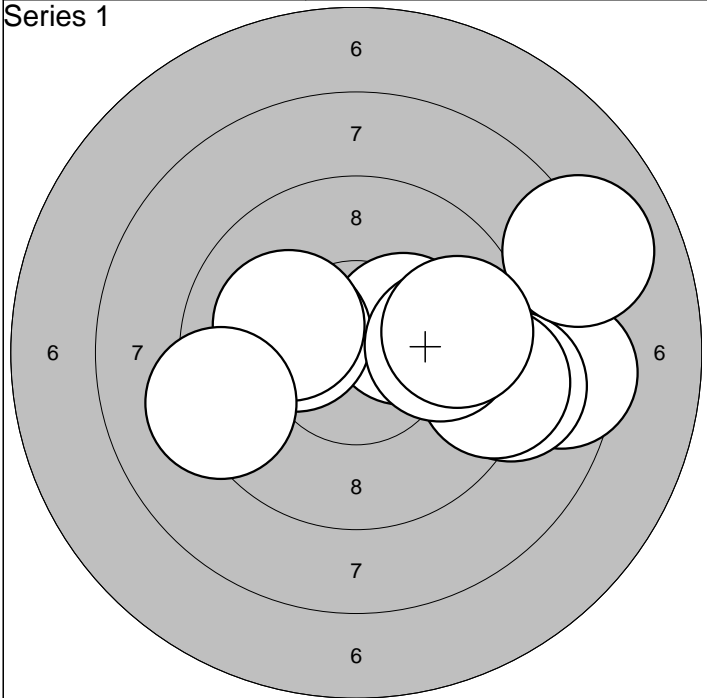
1: 9,5 →	6: 9,0 →	Serie	95,0
2:10,3* ↖	7:10,5* ↑		
3: 9,2 ←	8:10,1 ↓	Sum	188,0
4: 9,1 ←	9: 9,3 ↖		
5:10,1 ←	10:10,0 →		



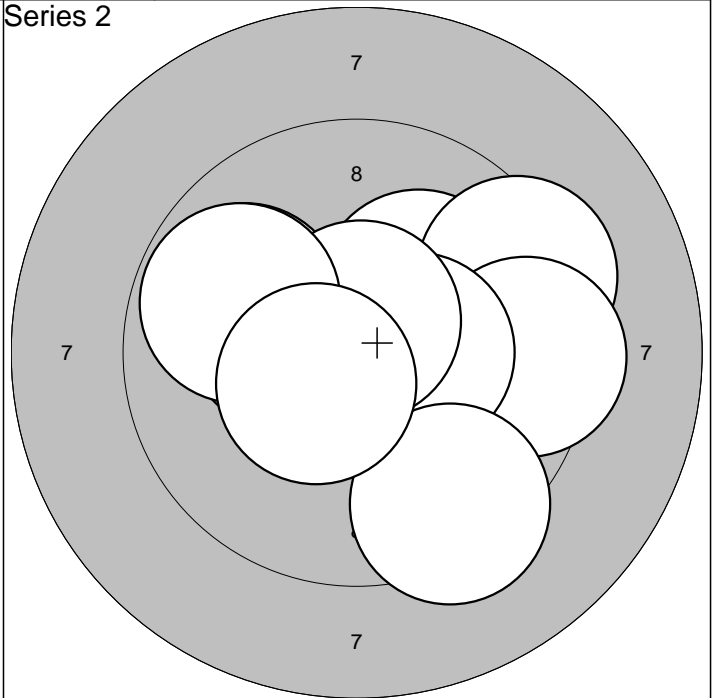
1:10,4* ↙	6: 9,9 ←	Serie	95,0
2:10,0 ↓	7: 9,9 ↖		
3:10,2* →	8:10,1 ↑	Sum	283,0
4:10,7* ←	9:10,3* ↖		
5: 9,5 ←	10: 8,6 ↖		

1: 9,9 ↘	6:10,1 ↖	Serie	96,0
2:10,7* ↖	7:10,7* ↓		
3:10,0 ←	8: 9,4 ↖	Sum	379,0
4:10,2* ↗	9:10,0 ↗		
5: 9,6 →	10: 9,5 ↑		

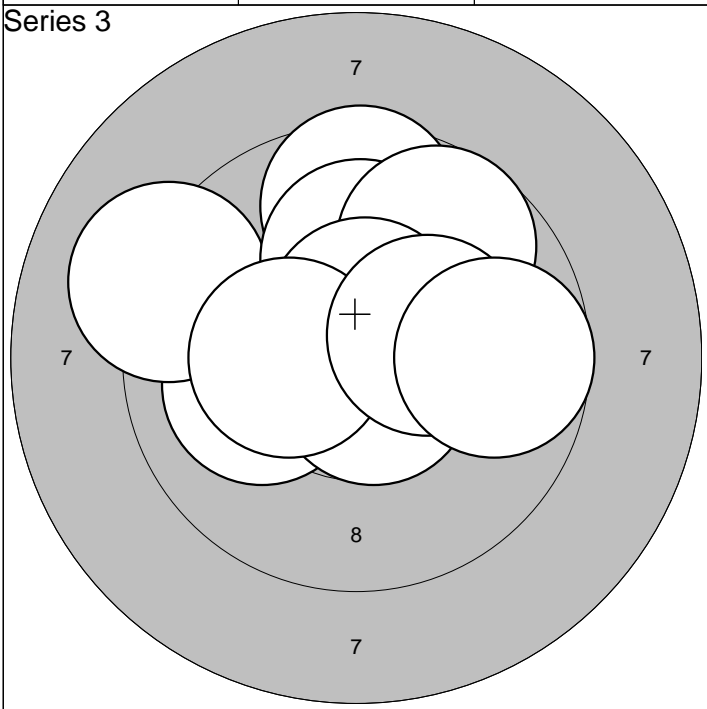




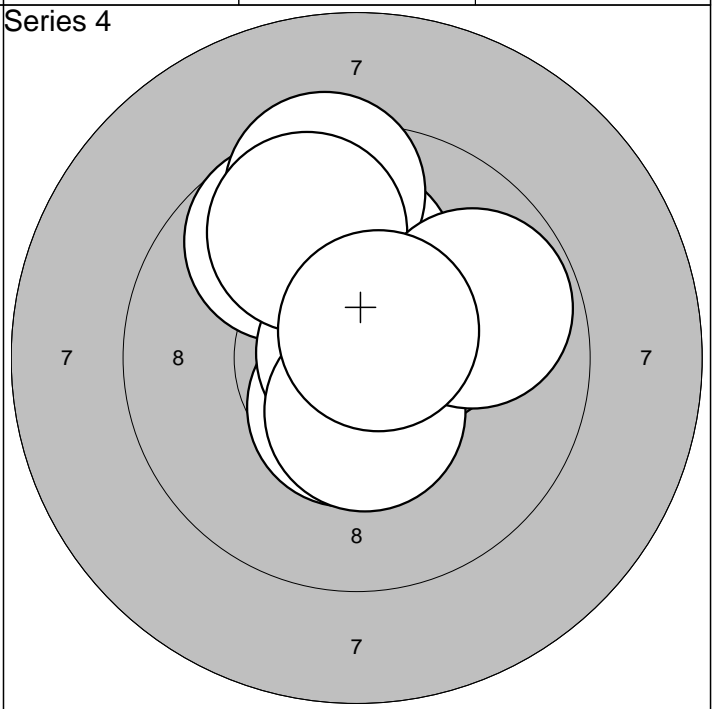
1: 8,5 →	6: 9,3 →		Serie	91,0
2: 9,1 →	7: 9,9 →			
3: 10,3* ↗	8: 9,7 →	Sum	91,0	
4: 8,1 ↗	9: 10,1 ←			
5: 10,2* ←	10: 9,2 ←			



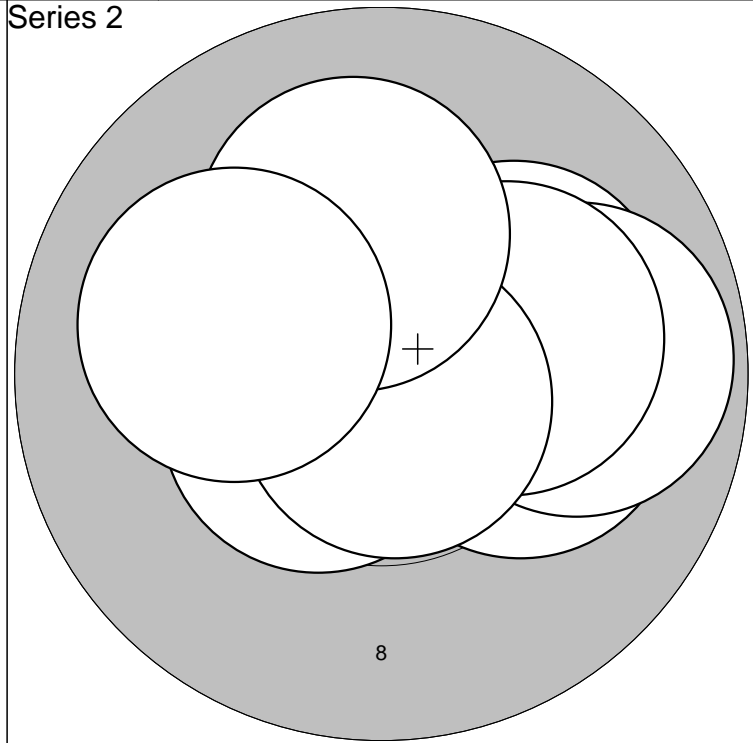
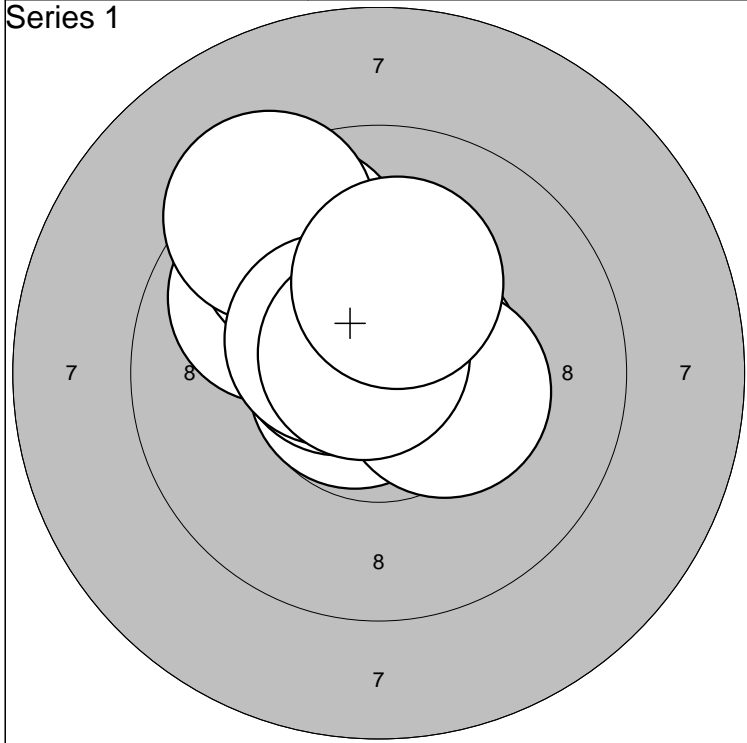
1: 10,1 ↗	6: 10,3* ←		Serie	95,0
2: 9,4 ↗	7: 10,7* ↑			
3: 9,4 →	8: 9,4 ↓	Sum	186,0	
4: 10,4* →	9: 9,8 ←			
5: 9,9 ←	10: 10,5* ↙			



1: 9,6 ↑	6: 10,6* ↑		Serie	96,0
2: 10,1 ←	7: 10,6* ↓			
3: 9,1 ←	8: 10,4* ←	Sum	282,0	
4: 10,1 ↑	9: 10,3* →			
5: 9,7 ↗	10: 9,7 →			

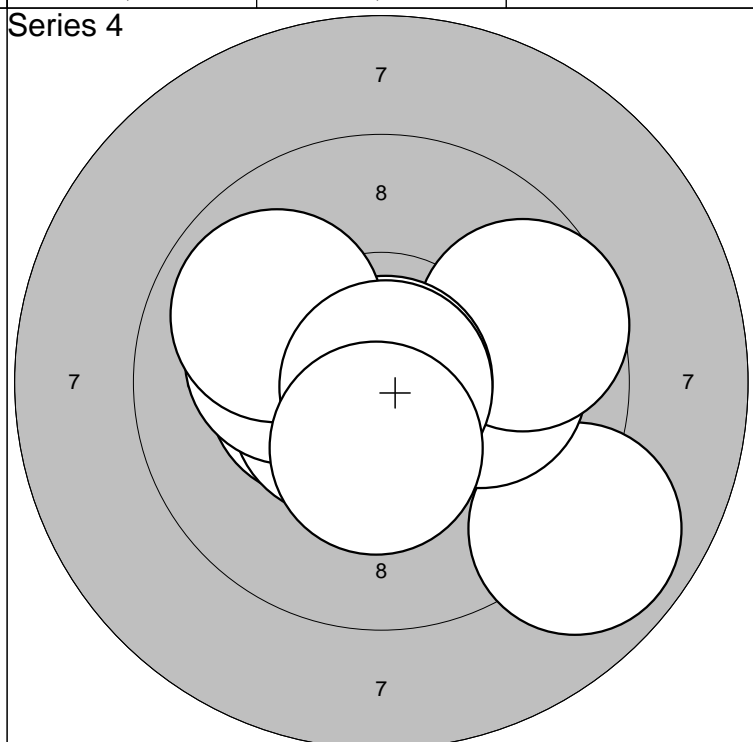
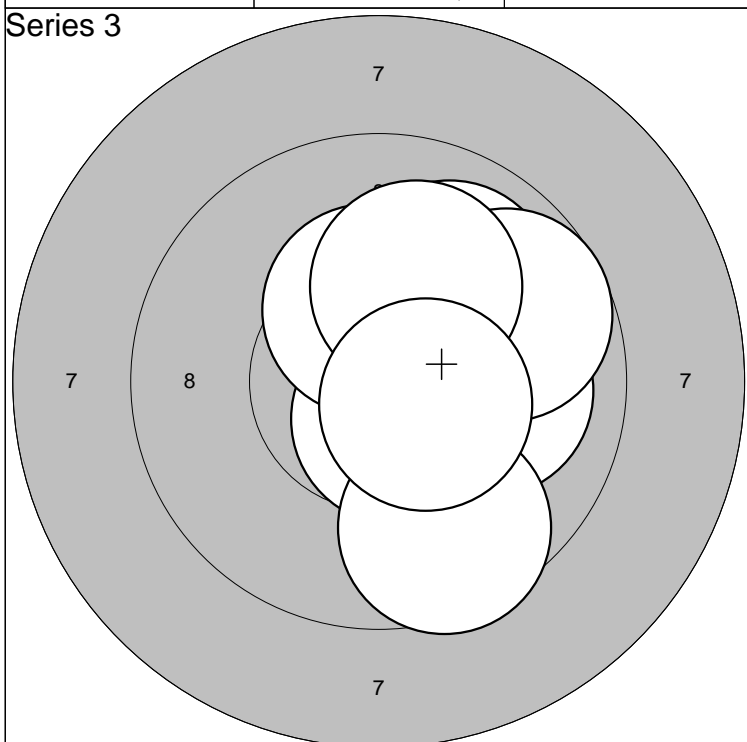


1: 10,1 ↑	6: 9,5 ↑		Serie	96,0
2: 10,4* ↗	7: 10,4* ↓			
3: 9,7 ↖	8: 9,7 ↑	Sum	378,0	
4: 10,5* ↓	9: 9,8 ↗			
5: 10,9* ↑	10: 10,7* ↗			



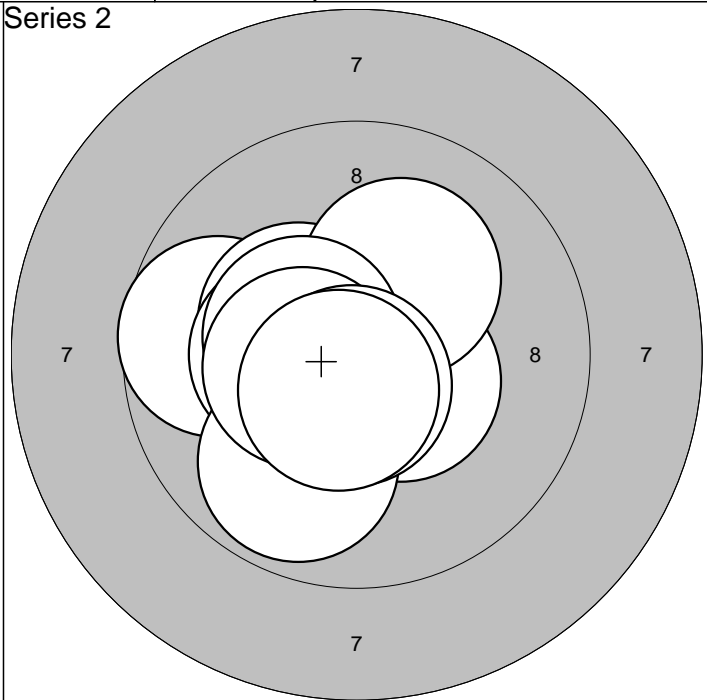
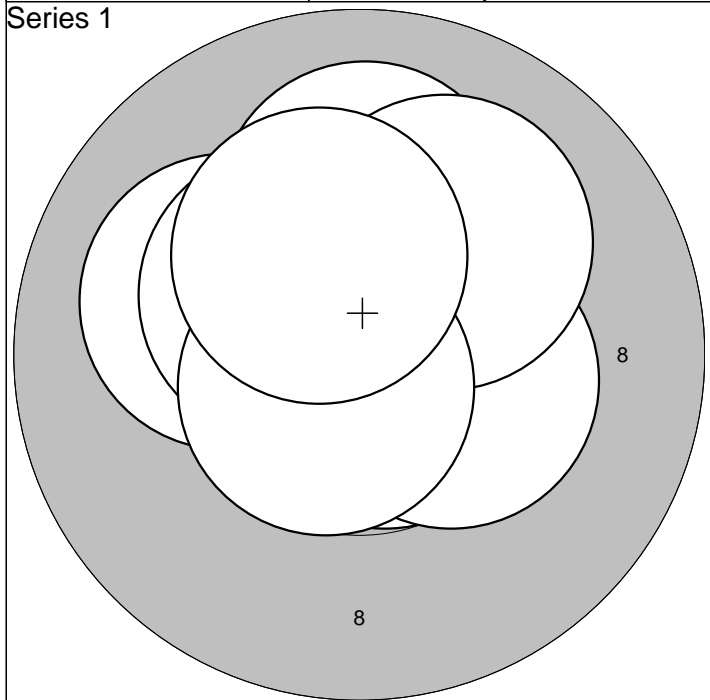
1:10,6* →	6: 9,7 ↗	Serie	97,0
2:10,8* ←	7: 9,3 ↗		
3:10,6* ↗	8:10,5* ↗	Sum	97,0
4:10,4* →	9:10,8* ↗		
5: 9,9 ↖	10:10,2* ↑		

1:10,1 →	6: 9,8 →	Serie	99,0
2:10,7* →	7:10,2* →		
3:10,6* ↗	8:10,8* ↓	Sum	196,0
4:10,5* ←	9:10,1 ↑		
5:10,1 →	10:10,1 ←		



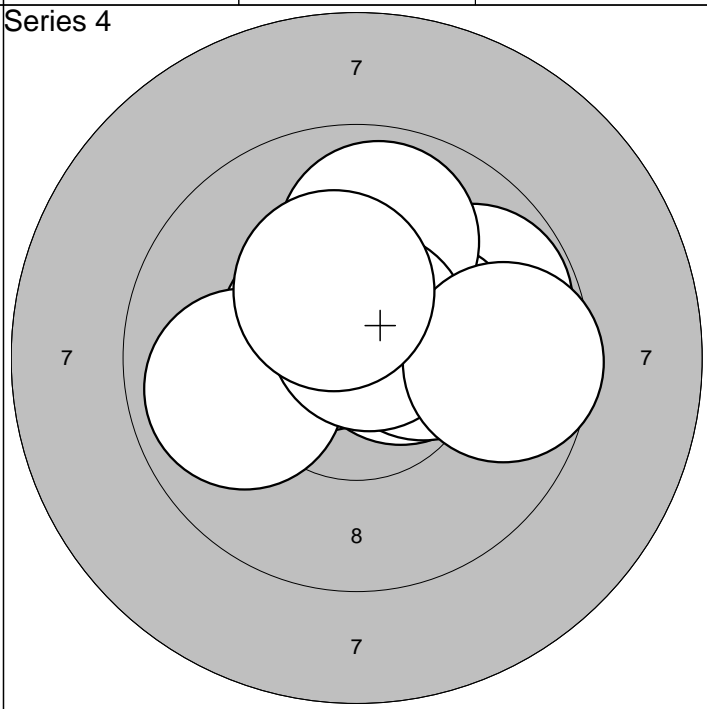
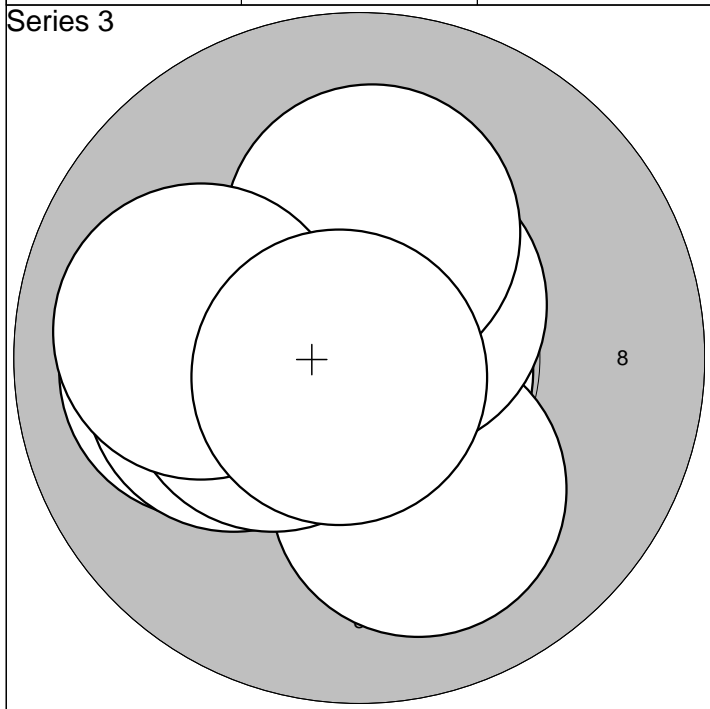
1:10,3* →	6:10,1 ↗	Serie	97,0
2: 9,9 ↗	7: 9,7 ↗		
3:10,6* ↓	8:10,1 ↑	Sum	293,0
4:10,0 →	9: 9,6 ↓		
5:10,3* ↑	10:10,5* →		

1: 8,9 ↘	6:10,9* →	Serie	96,0
2:10,1 →	7:10,2* ←		
3: 9,6 →	8: 9,9 ↖	Sum	389,0
4:10,4* ←	9:10,9* ↓		
5:10,5* ↙	10:10,4* ↓		



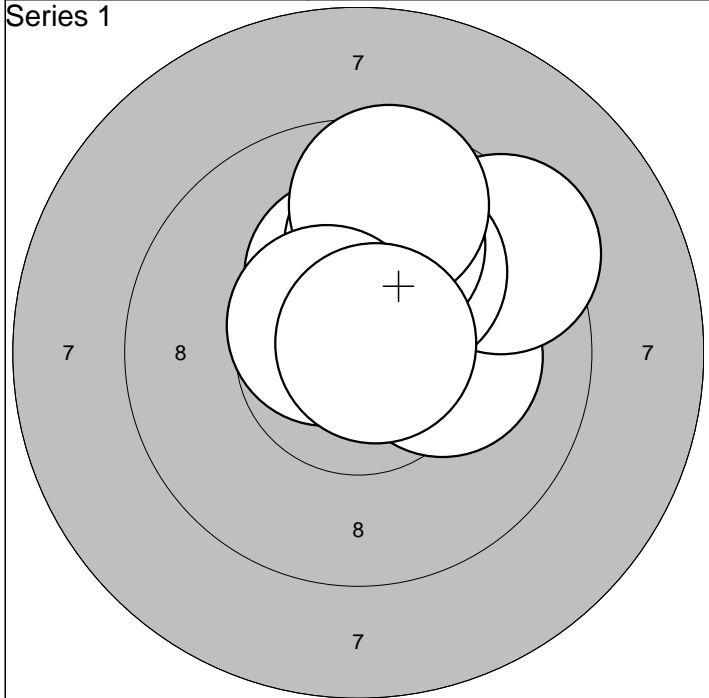
1:10,7* ↘	6:10,1 ↑			Serie	100,0
2:10,6* ↗	7:10,4* ↖				
3:10,6* →	8:10,1 ↗			Sum	100,0
4:10,4* ➤	9:10,7* ↙				
5:10,1 ←	10:10,3* ↗				

1:10,5* ↘	6: 9,9 ↙			Serie	98,0
2: 9,7 ←	7:10,4* ↖				
3:10,3* ↖	8:10,4* ↖			Sum	198,0
4:10,2* ↗	9:10,7* ↙				
5:10,4* ←	10:10,6* ↙				

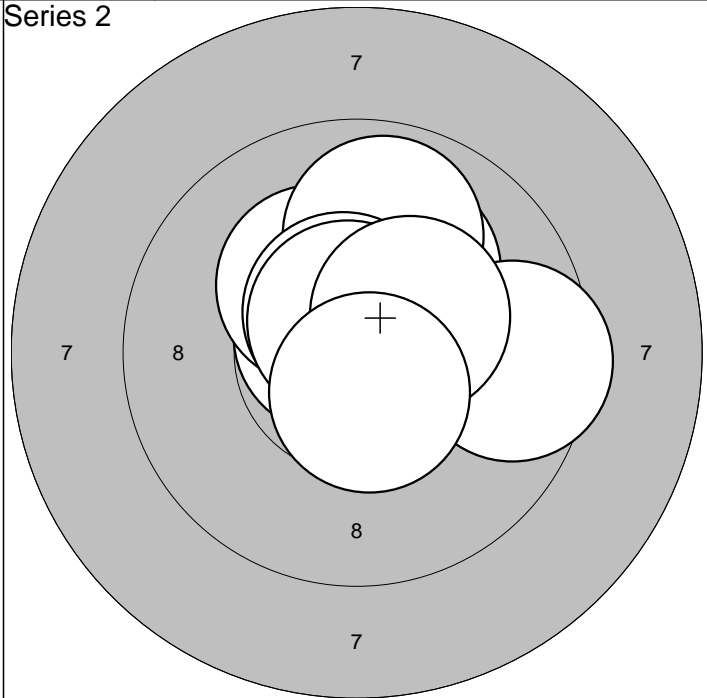


1:10,0 ←	6:10,2* ←			Serie	100,0
2:10,8* ➤	7:10,2* ↑				
3:10,1 ↘	8:10,4* ←			Sum	298,0
4:10,5* ←	9:10,0 ←				
5:10,5* ↗	10:10,8* ↙				

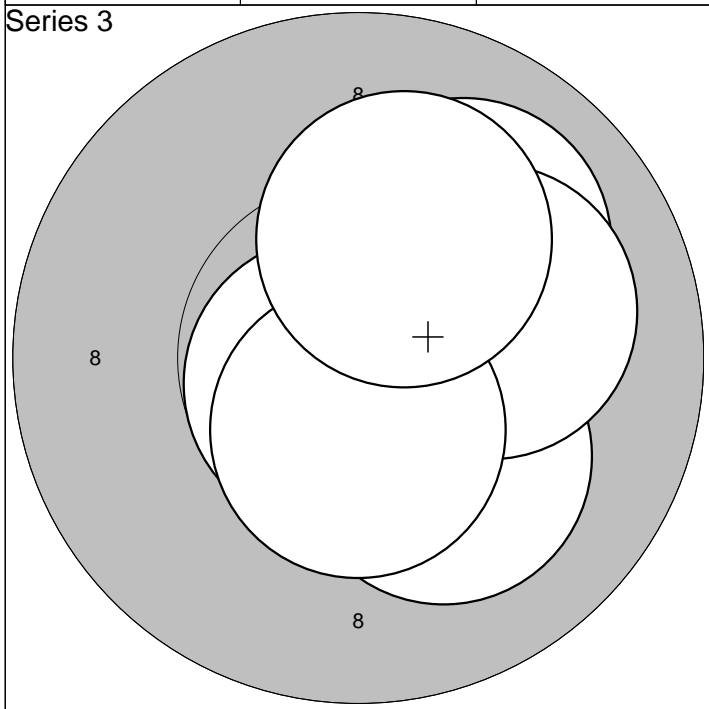
1:10,6* ↖	6: 9,9 ←			Serie	96,0
2: 9,8 ↗	7: 9,9 ↑				
3:10,5* ➤	8:10,7* ↗			Sum	394,0
4:10,3* ➤	9: 9,6 ➤				
5:10,6* ↑	10:10,3* ↗				



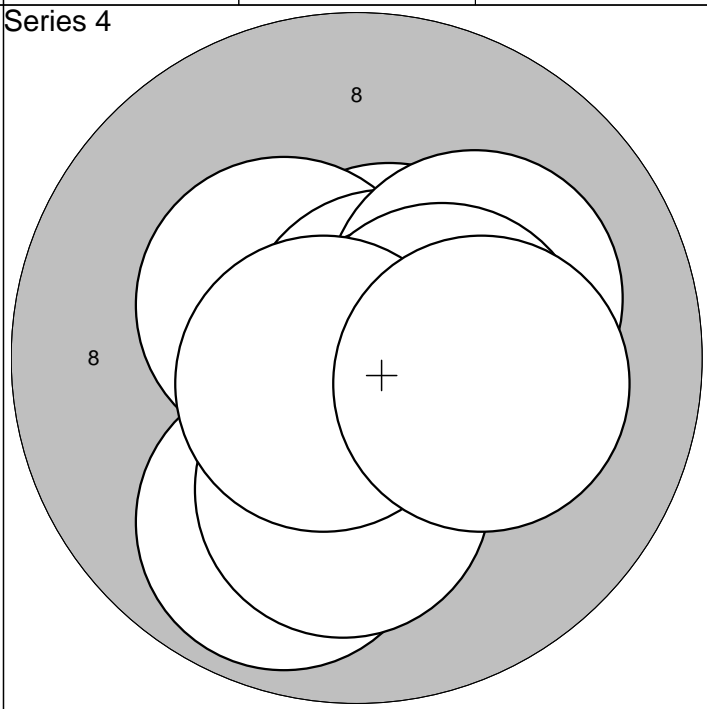
1: 9,9 ↗	6:10,3* ↑	Serie	97,0
2:10,2* →	7:10,0 ↑		
3:10,4* ↑	8: 9,6 ↑	Sum	97,0
4: 9,4 ↗	9:10,6* ↖		
5:10,1 ↗	10:10,8* ↗		



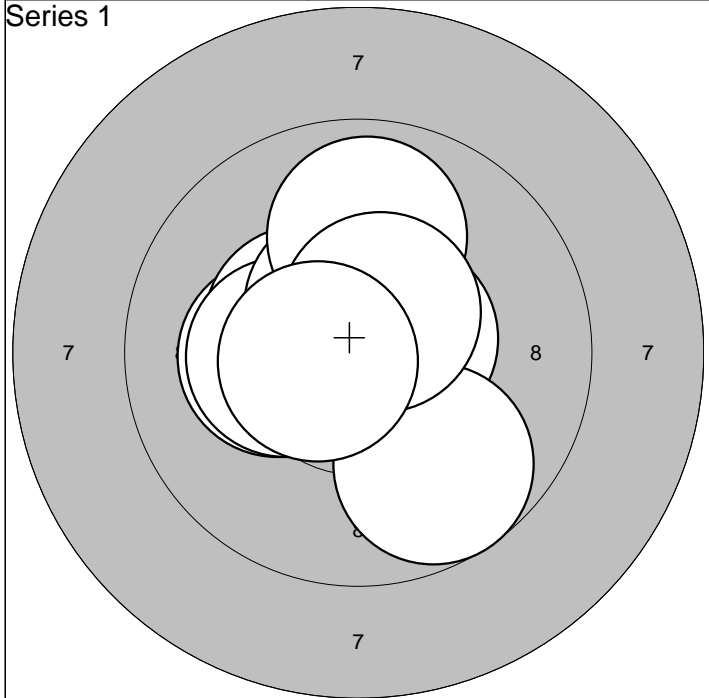
1:10,1 ↗	6:10,6* ↑	Serie	98,0
2:10,7* ↖	7:10,7* ↑		
3:10,3* ↖	8: 9,6 →	Sum	195,0
4: 9,9 ↑	9:10,4* ↗		
5:10,7* ↗	10:10,5* ↓		



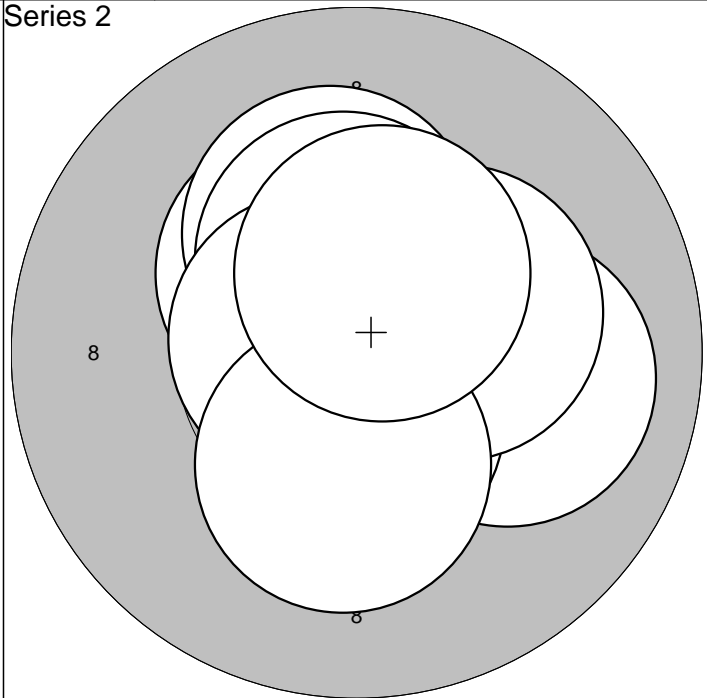
1:10,2* ↗	6:10,7* ↖	Serie	100,0
2:10,3* →	7:10,0 ↗		
3:10,4* ↘	8:10,1 →	Sum	295,0
4:10,2* ↗	9:10,5* ↓		
5:10,2* ↘	10:10,2* ↑		



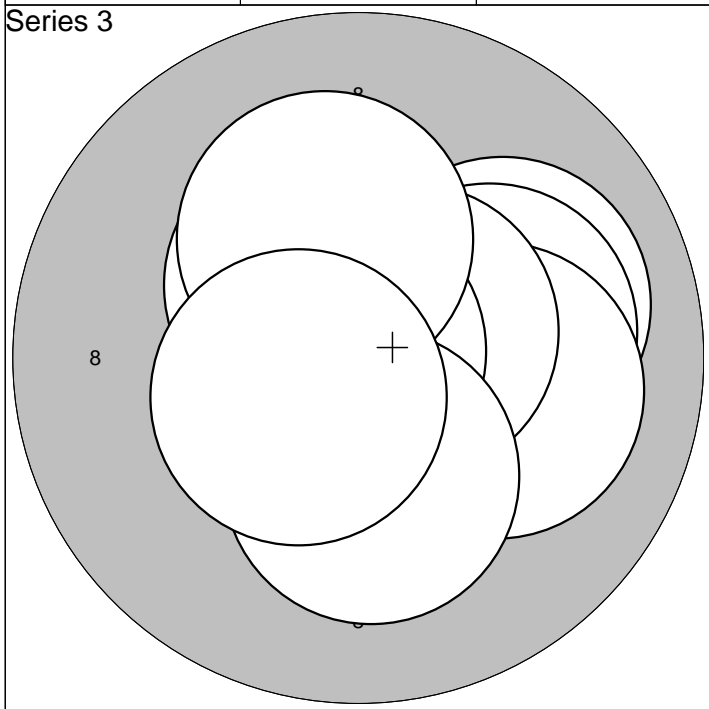
1:10,6* ↗	6:10,6* →	Serie	99,0
2:10,4* ↖	7:10,4* →		
3:10,7* ↗	8:10,2* ↓	Sum	394,0
4:10,1 ↗	9:10,7* ↖		
5: 9,9 ↘	10:10,2* →		



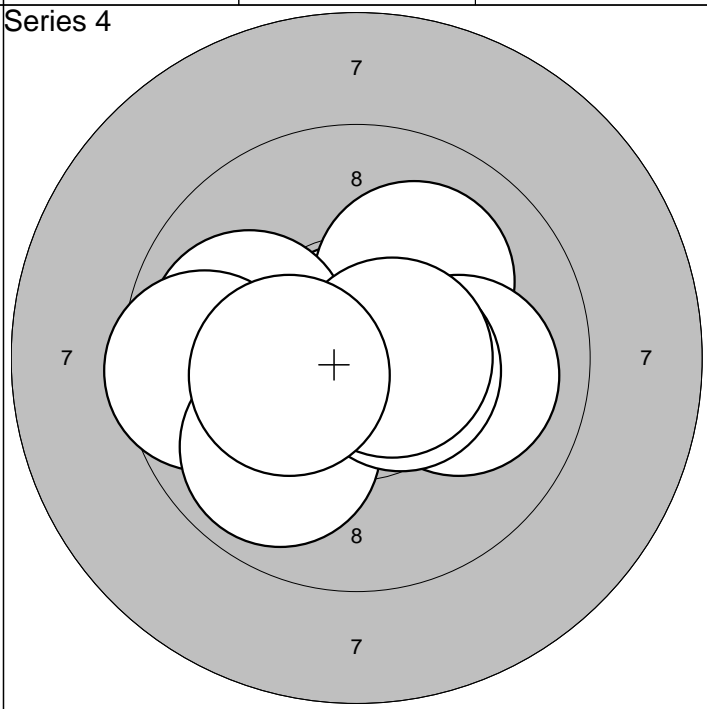
1:10,2* ←	6:10,5* ↑	Serie	98,0
2:10,4* ↖	7: 9,8 ↓		
3:10,3* ←	8: 9,9 ↑	Sum	98,0
4:10,6* →	9:10,5* ↗		
5:10,5* ↑	10:10,6* ←		



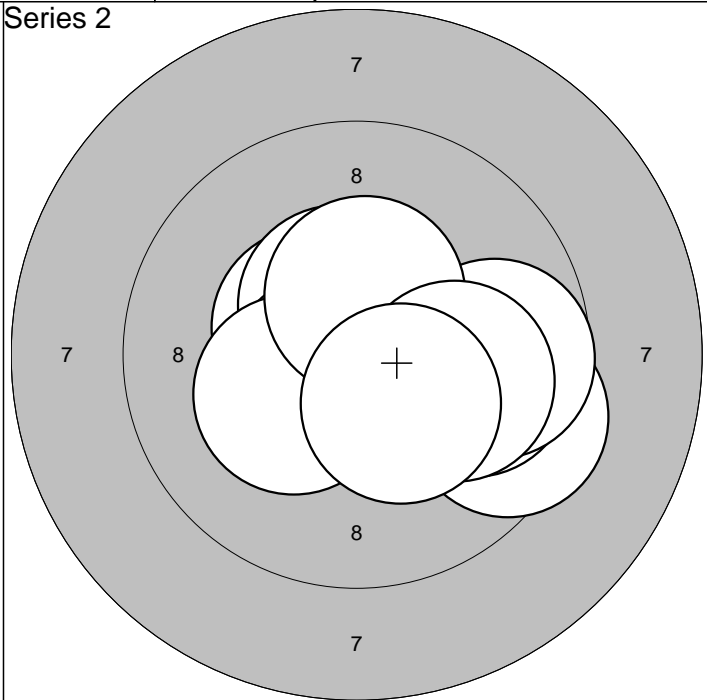
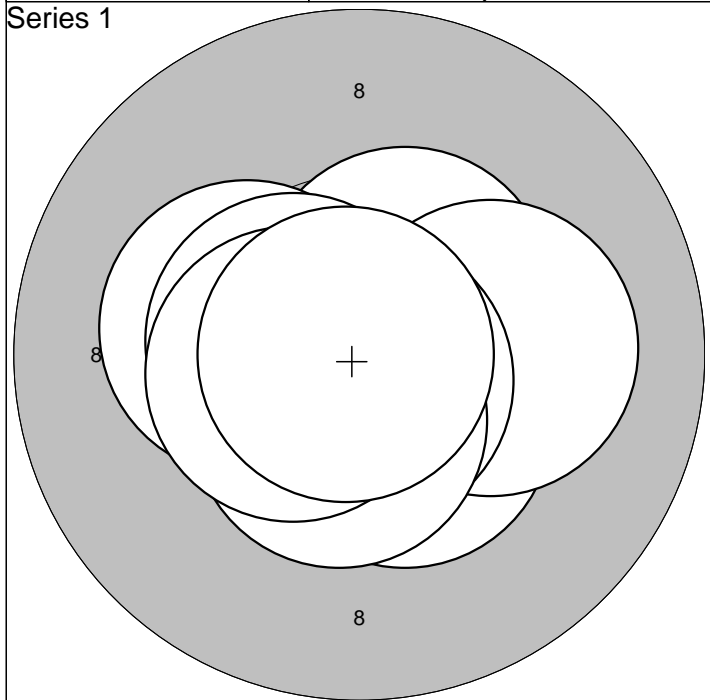
1:10,0 →	6:10,6* ↓	Serie	100,0
2:10,4* ↗	7:10,3* →		
3:10,2* ↑	8:10,7* ↖	Sum	198,0
4:10,4* ↑	9:10,3* ↓		
5:10,9* ↓	10:10,4* ↑		



1:10,0 →	6:10,6* →	Serie	100,0
2:10,1 →	7:10,8* ↖		
3:10,8* →	8:10,2* ↑	Sum	298,0
4:10,1 →	9:10,2* ↓		
5:10,4* ↗	10:10,5* ↙		

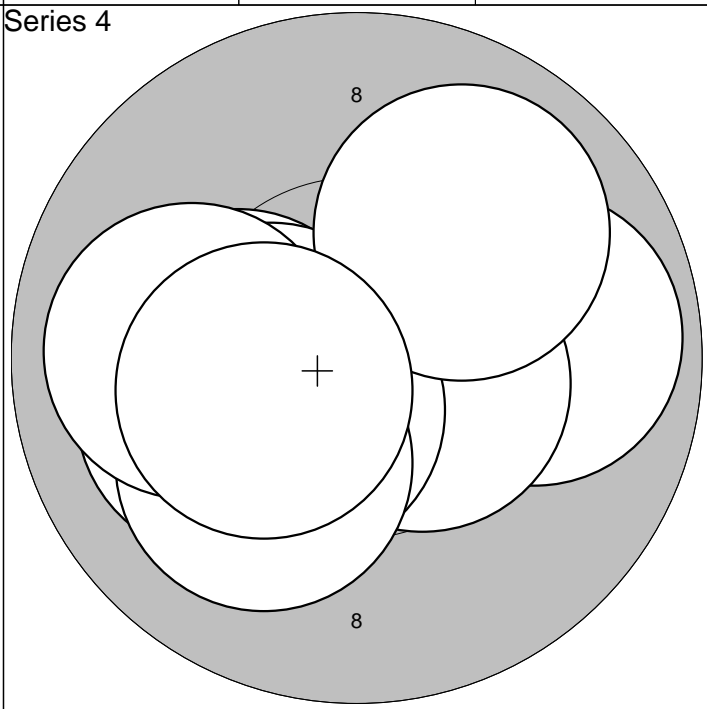
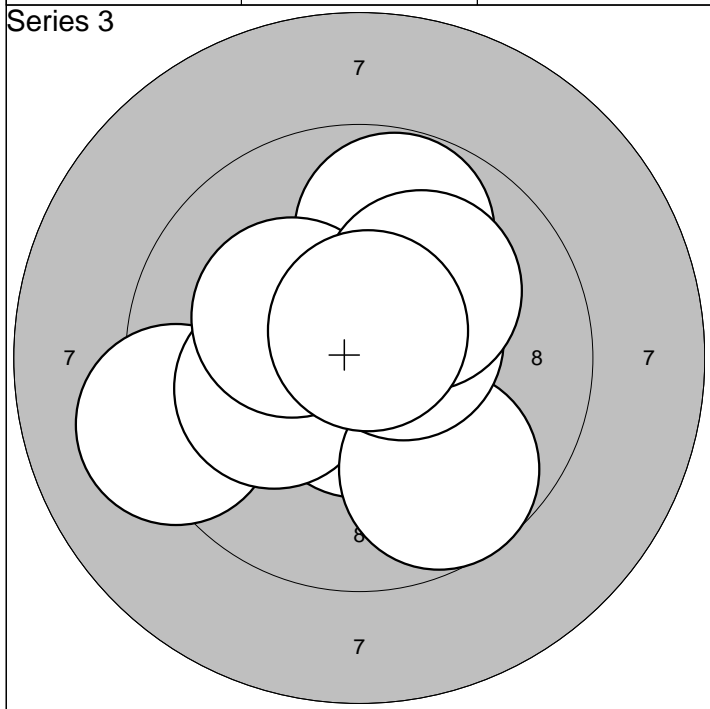


1:10,8* ↑	6:10,0 →	Serie	98,0
2:10,1 ↗	7: 9,9 ↙		
3:10,0 ↖	8:10,5* →	Sum	396,0
4:10,3* ↖	9:10,6* →		
5: 9,6 ←	10:10,3* ↖		



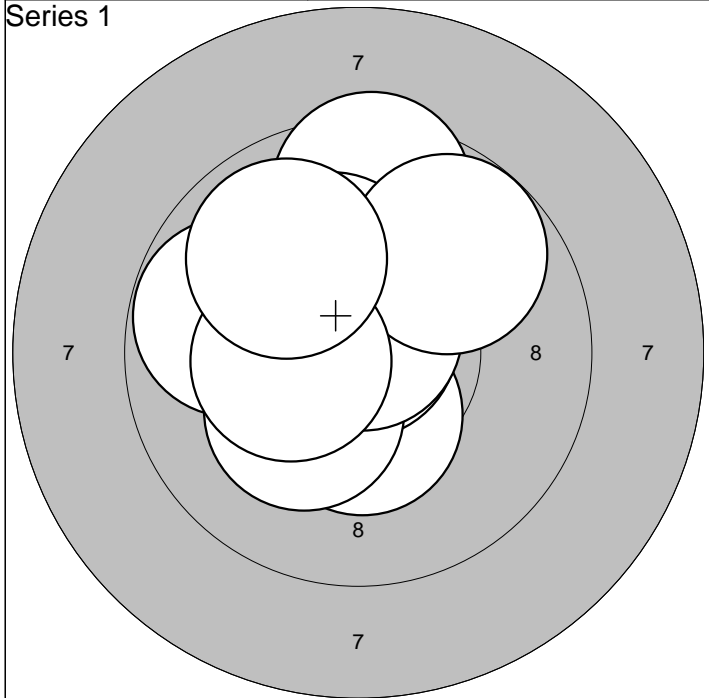
1:10,5* ↘	6:10,2* ←				
2:10,5* ↗	7:10,5* ←				
3:10,8* ←	8:10,5* ↓	Serie	100,0		
4:10,2* →	9:10,5* ←	Sum	100,0		
5:10,8* ↓	10:10,9* ←				

1:10,5* ↖	6: 9,9 →				
2: 9,5 →	7: 9,7 →				
3:10,5* ↗	8:10,4* ↑	Serie	97,0		
4:10,7* ↙	9:10,0 →	Sum	197,0		
5:10,3* ↙	10:10,3* ↓				

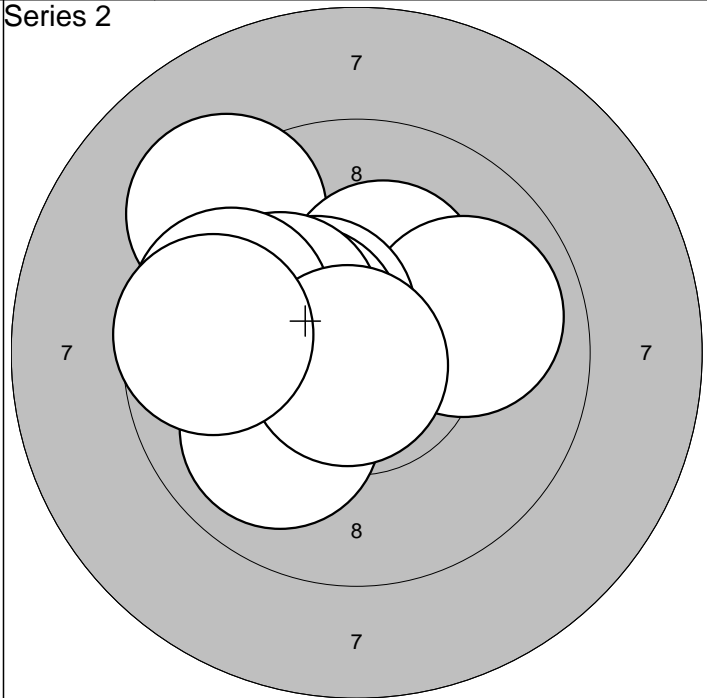


1: 9,8 ↑	6:10,3* ↖				
2:10,5* ←	7: 9,7 ↓				
3:10,6* ↓	8:10,5* →	Serie	97,0		
4: 9,2 ←	9:10,1 ↗	Sum	294,0		
5:10,1 ←	10:10,7* ↑				

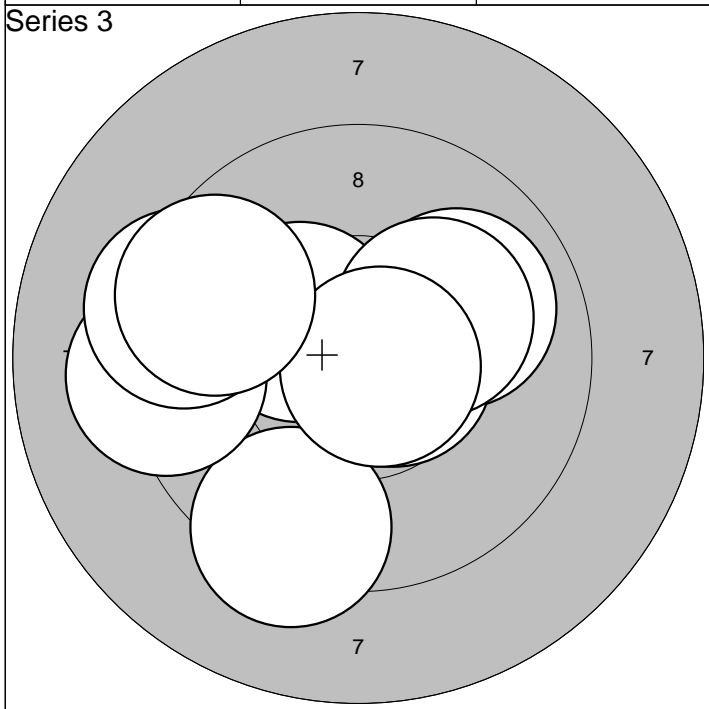
1: 9,9 →	6:10,5* ↙				
2:10,2* ←	7:10,1 ↙				
3:10,4* ←	8:10,0 ←	Serie	98,0		
4:10,5* →	9: 9,9 ↗	Sum	392,0		
5:10,1 ←	10:10,4* ←				



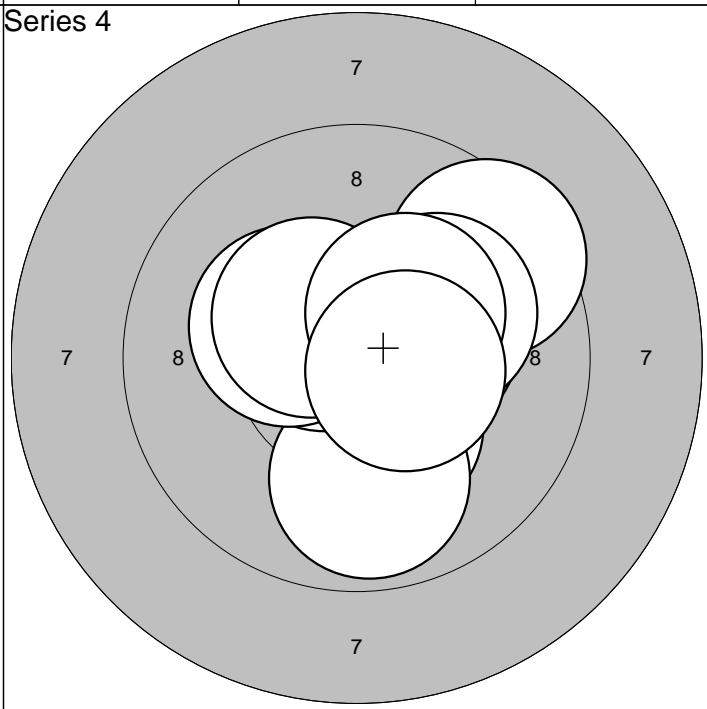
1:10,4* ↓	6: 9,8 ←	Serie	96,0
2: 9,5 ↑	7:10,8* ↑		
3:10,8* ↑	8: 9,8 ↗	Sum	96,0
4:10,3* ↘	9:10,3* ←		
5:10,2* ↑	10: 9,9 ↖		



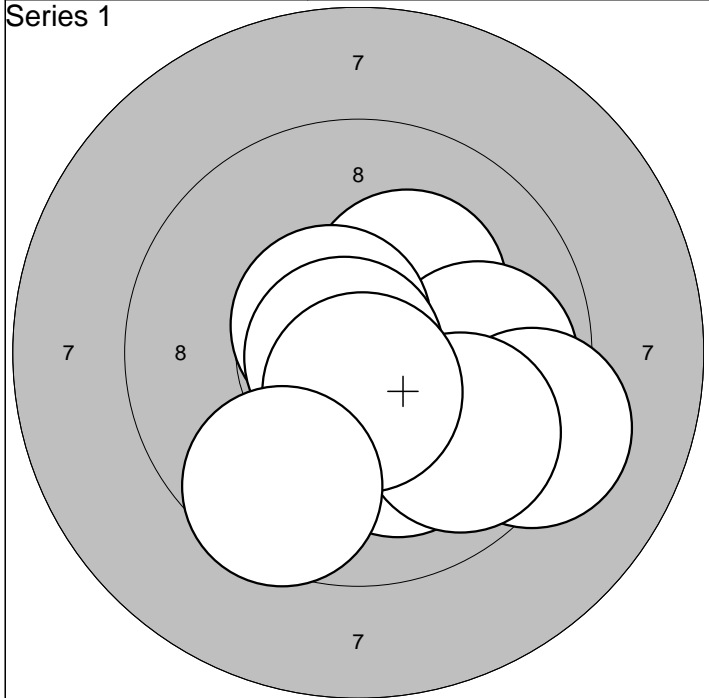
1: 9,3 ↖	6:10,4* ↖	Serie	96,0
2:10,3* ↑	7:10,2* ↖		
3: 9,9 →	8: 9,8 ←	Sum	192,0
4:10,0 ↘	9:10,8* ↘		
5:10,5* ↖	10: 9,6 ←		



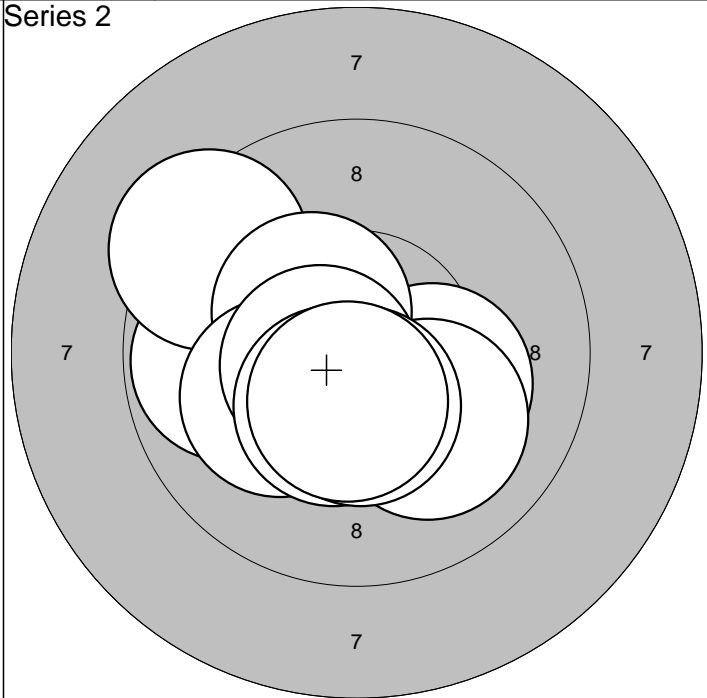
1:10,6* →	6:10,2* ↗	Serie	96,0
2:10,0 ↗	7: 9,2 ←		
3:10,6* →	8: 9,4 ←	Sum	288,0
4: 9,3 ↓	9:10,7* →		
5:10,3* ↖	10: 9,6 ←		



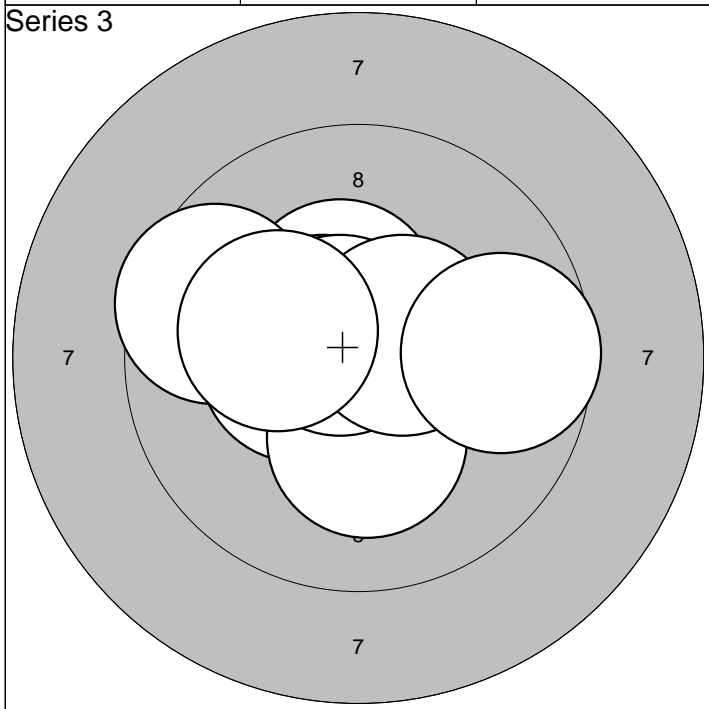
1:10,3* ↓	6:10,1 ↗	Serie	98,0
2: 9,8 ↓	7:10,3* ↖		
3: 9,5 ↗	8:10,4* ↖	Sum	386,0
4:10,6* ↖	9:10,4* ↗		
5:10,4* →	10:10,5* →		



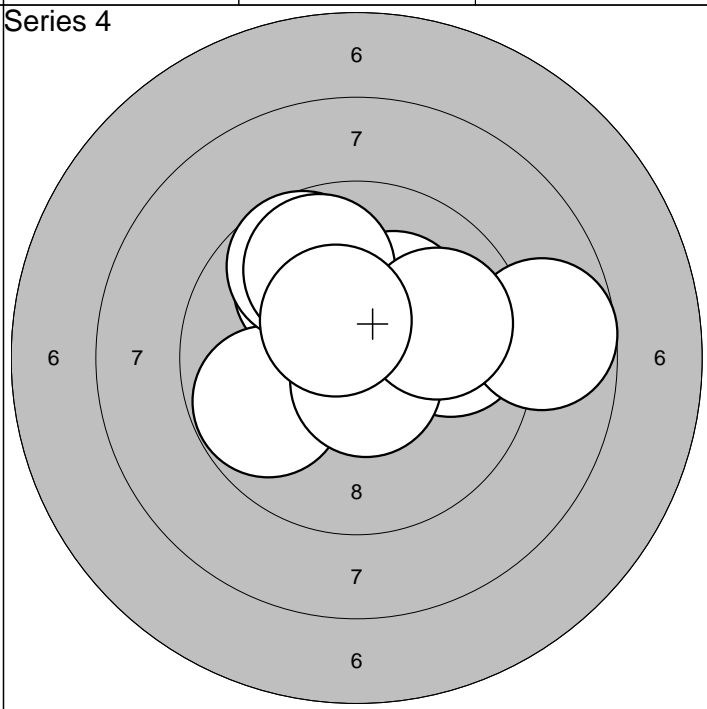
1:10,1 ↘	6: 9,2 ↘	Serie	96,0
2:10,2* ↗	7:10,8* ←		
3:10,1 ↘	8: 9,8 ↘	Sum	96,0
4: 9,9 →	9:10,6* ↓		
5:10,6* ↗	10: 9,6 ↘		



1:10,2* →	6:10,1 ↘	Serie	98,0
2: 9,8 ←	7:10,6* ←		
3: 9,3 ↗	8:10,4* ↓	Sum	194,0
4:10,4* ↗	9:10,5* ↓		
5:10,2* ←	10:10,5* ↓		

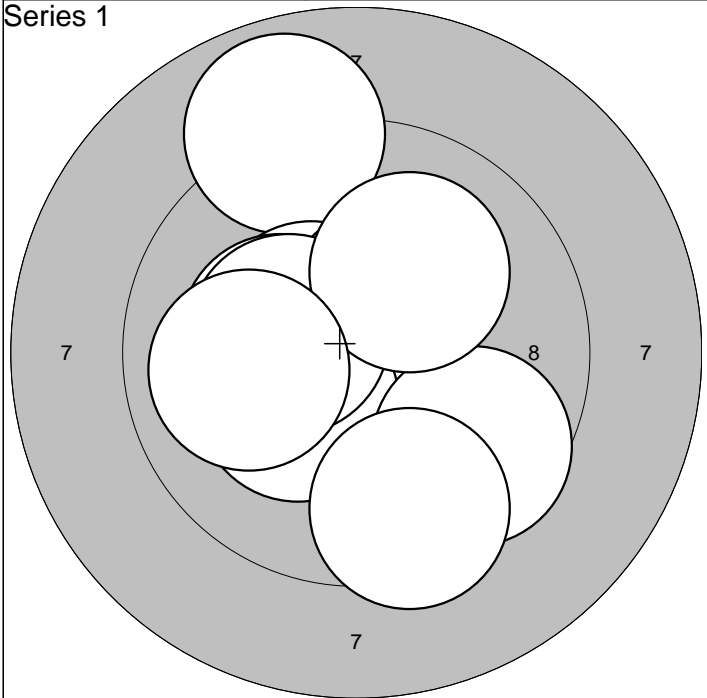


1:10,4* ↗	6:10,7* ↗	Serie	98,0
2:10,4* ←	7:10,5* →		
3:10,8* ↘	8: 9,7 →	Sum	292,0
4:10,6* ↖	9: 9,6 ←		
5:10,2* ↓	10:10,2* ←		

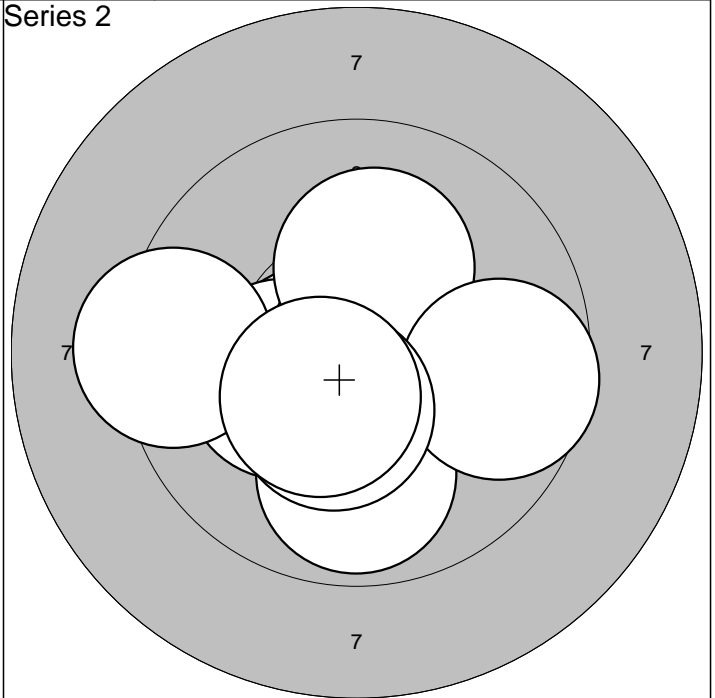


1:10,0 ↖	6:10,6* ↓	Serie	93,0
2: 9,8 ←	7: 9,8 ↗		
3:10,2* ↗	8: 8,7 →	Sum	385,0
4: 9,7 ↗	9: 9,9 →		
5: 9,8 →	10:10,5* ↖		

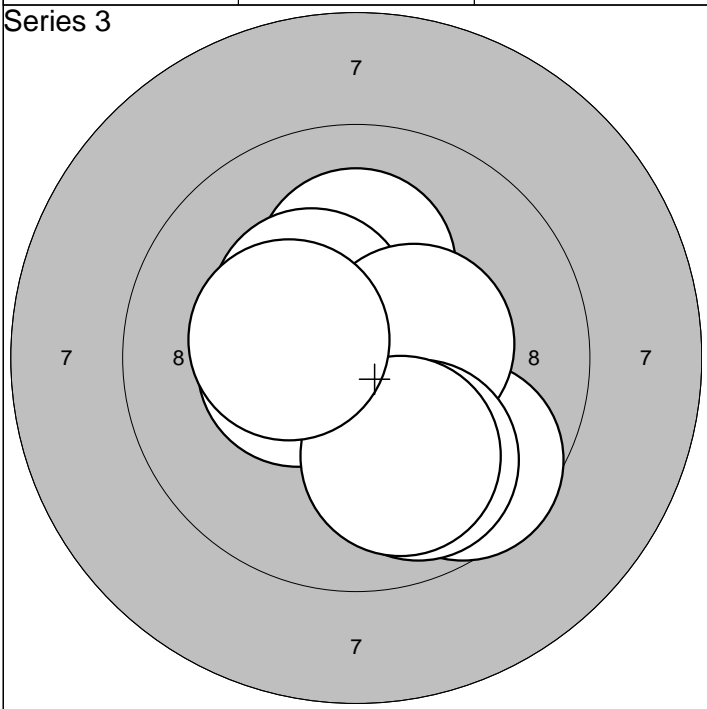




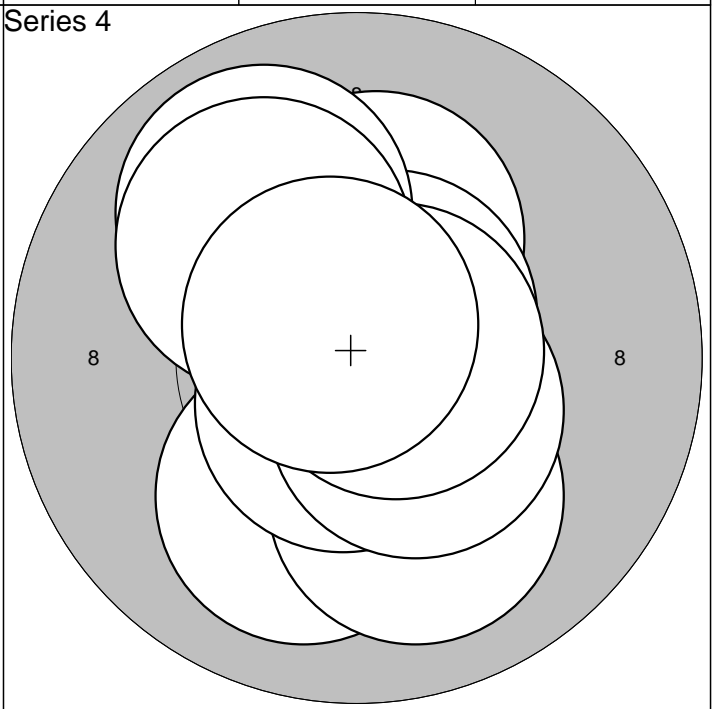
1: 8,9    ↗	6: 9,6    ↘	Serie	96,0
2:10,5*    ↖	7:10,3*    ←		
3:10,5*    ↗	8:10,1    ↗	Sum	96,0
4:10,3*    ←	9: 9,5    ↘		
5:10,3*    ↙	10:10,0   ←		



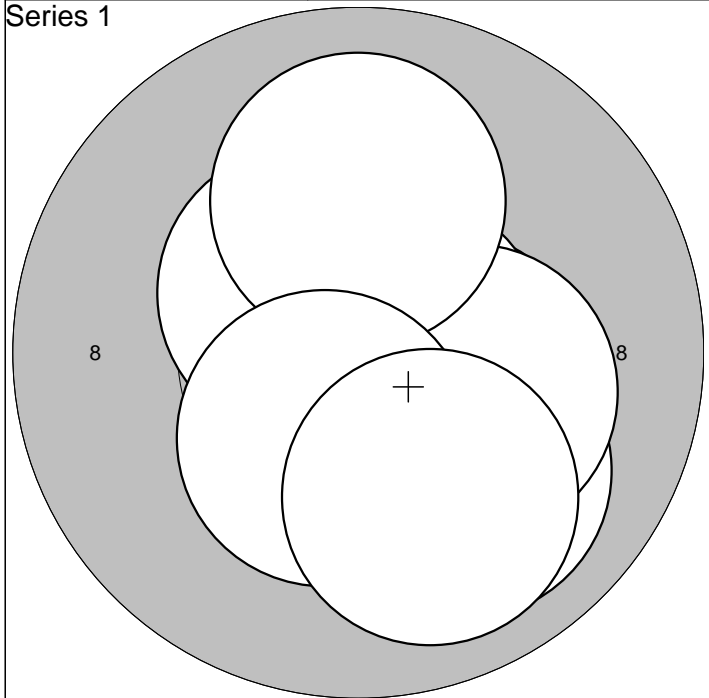
1:10,6*   ←	6: 9,3    ←	Serie	97,0
2:10,3*   ←	7:10,2*   ↑		
3:10,8*   →	8: 9,6    →	Sum	193,0
4:10,2*   ↓	9:10,4*   ↓		
5: 9,9    ↓	10:10,4* ↙		



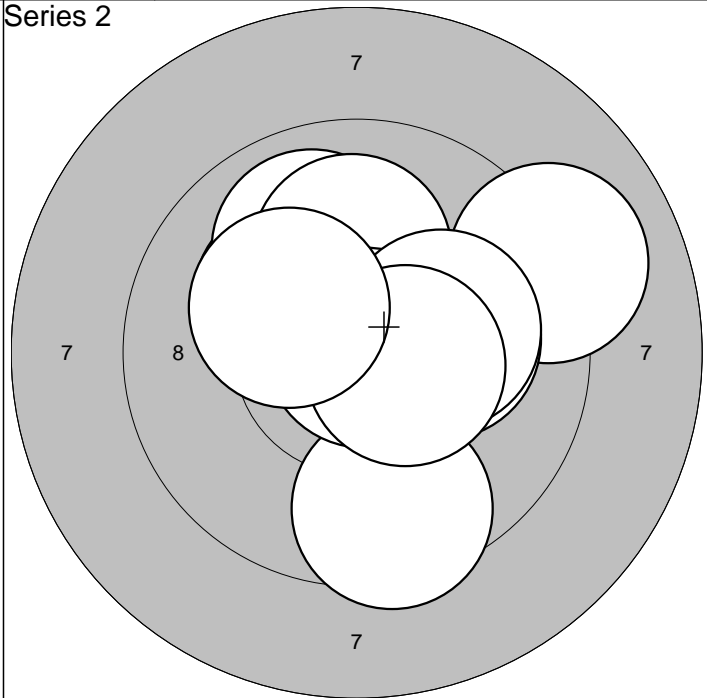
1:10,1    ↑	6: 9,6    ↘	Serie	98,0
2:10,4*   ↗	7:10,4*   →		
3:10,6*   →	8: 9,9    ↘	Sum	291,0
4:10,2*   ↓	9:10,0   ↓		
5:10,4*   ←	10:10,3* ←		



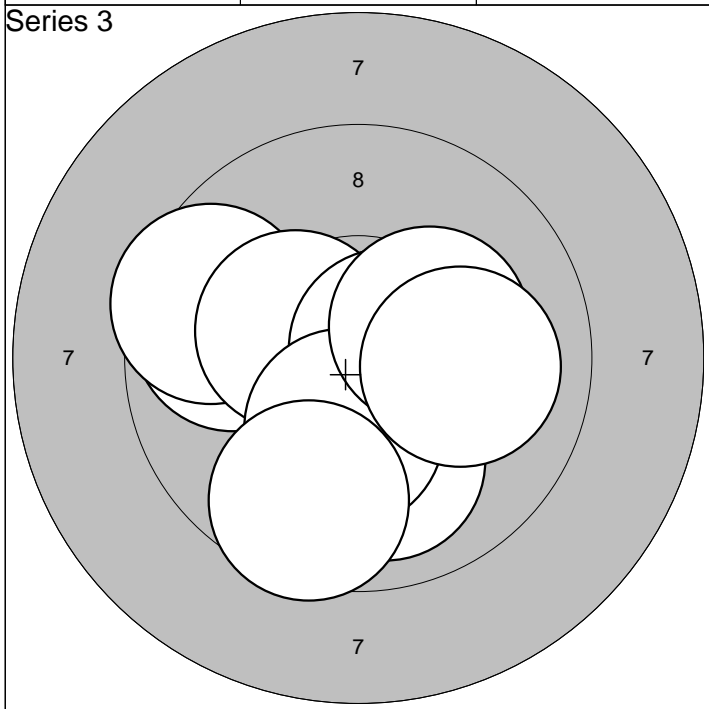
1:10,1    ↓	6:10,5*   ↘	Serie	99,0
2:10,0    ↓	7:10,7*   →		
3:10,2*   ↑	8: 9,9    ↗	Sum	390,0
4:10,7*   ↓	9:10,1   ↗		
5:10,6*   ↗	10:10,7* ↗		



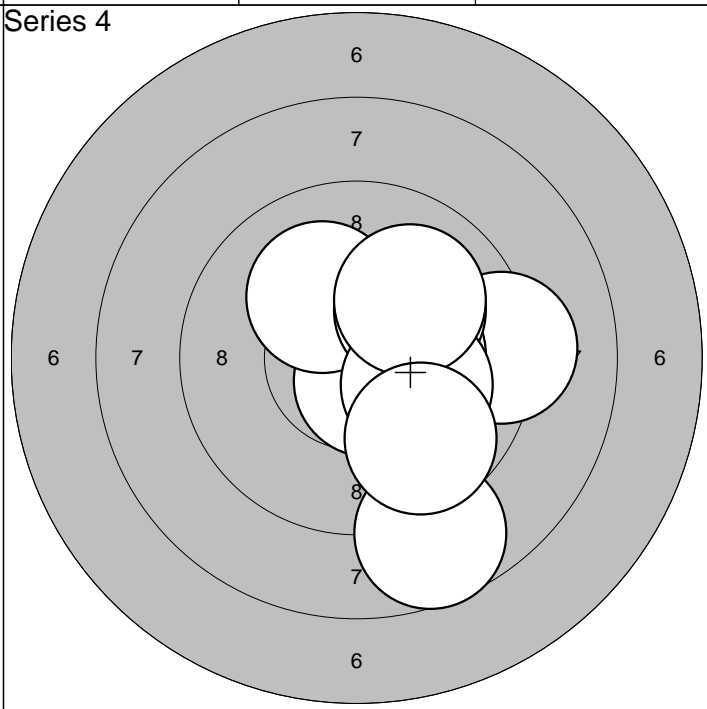
1:10,2* ↓	6:10,0 ↓	Serie	100,0
2:10,4* →	7:10,2* →		
3:10,7* →	8:10,0 ↑	Sum	100,0
4:10,5* ↗	9:10,4* ↓		
5:10,3* ↓	10:10,0 ↓		



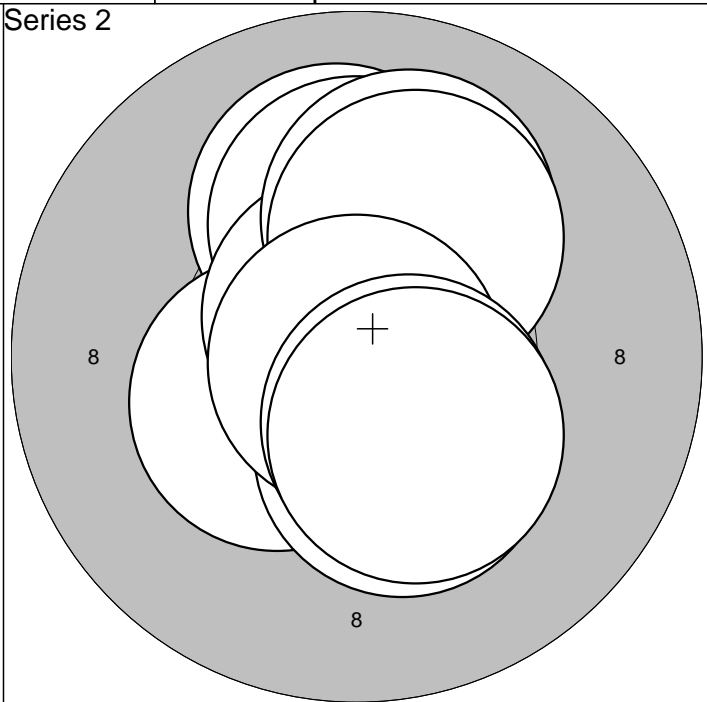
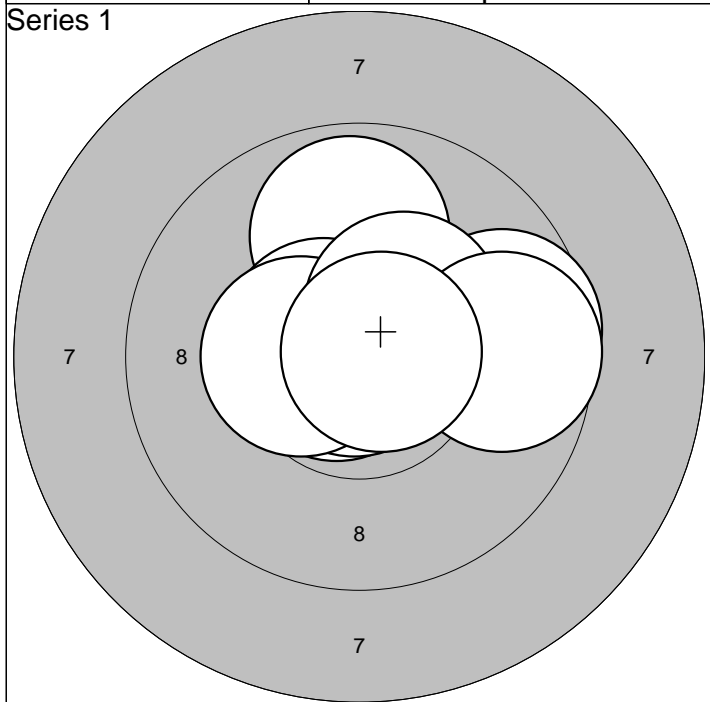
1:10,2* ↖	6:10,2* →	Serie	98,0
2:10,0 ↑	7:10,9* →		
3: 9,5 ↓	8:10,2* →	Sum	198,0
4: 9,1 →	9:10,5* →		
5:10,1 ↑	10:10,2* ↖		



1: 9,8 ←	6:10,0 ↓	Serie	97,0
2: 9,6 ←	7:10,3* ↓		
3:10,6* →	8:10,3* →	Sum	295,0
4:10,4* ←	9: 9,6 ↓		
5:10,7* →	10:10,0 →		

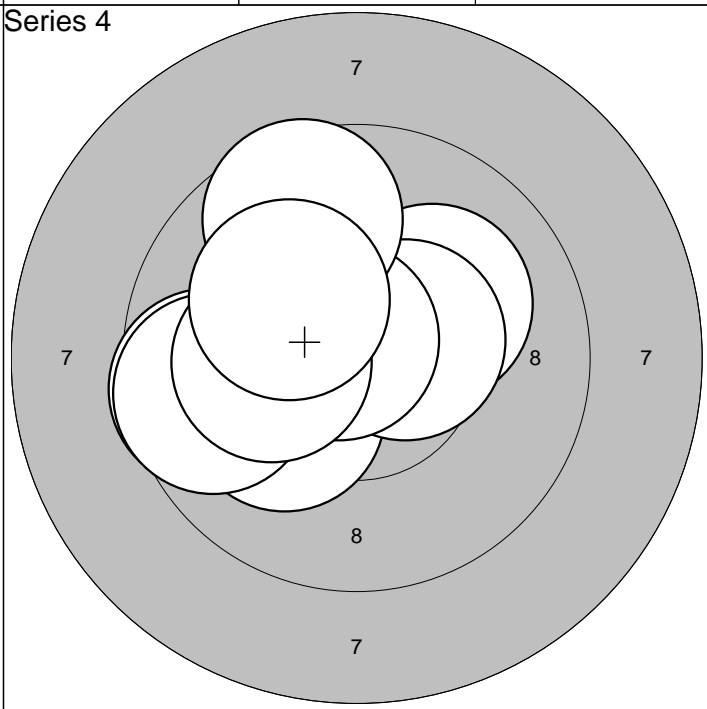
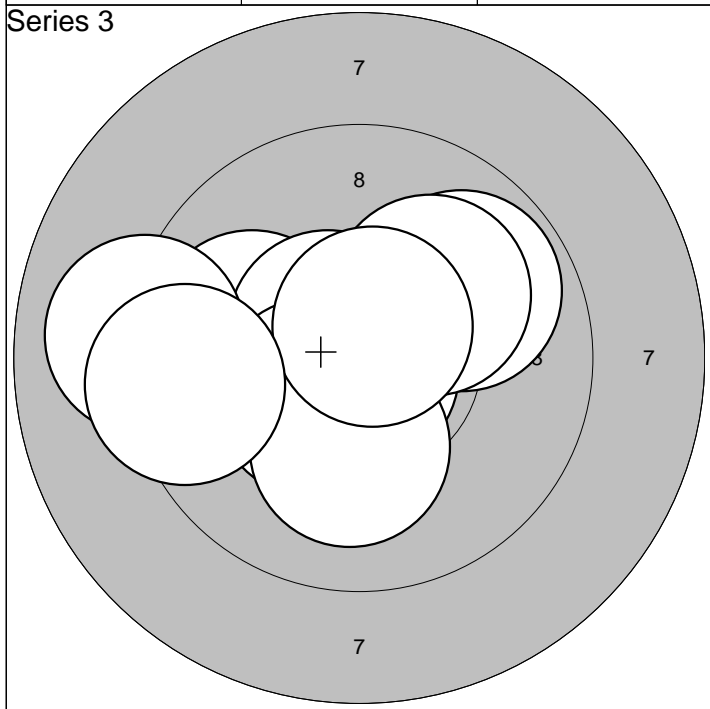


1:10,3* →	6:10,1 ↗	Serie	96,0
2: 9,2 →	7: 8,7 ↓		
3:10,3* →	8:10,2* →	Sum	391,0
4:10,6* ↓	9:10,0 ↗		
5:10,1 ↑	10: 9,7 ↓		



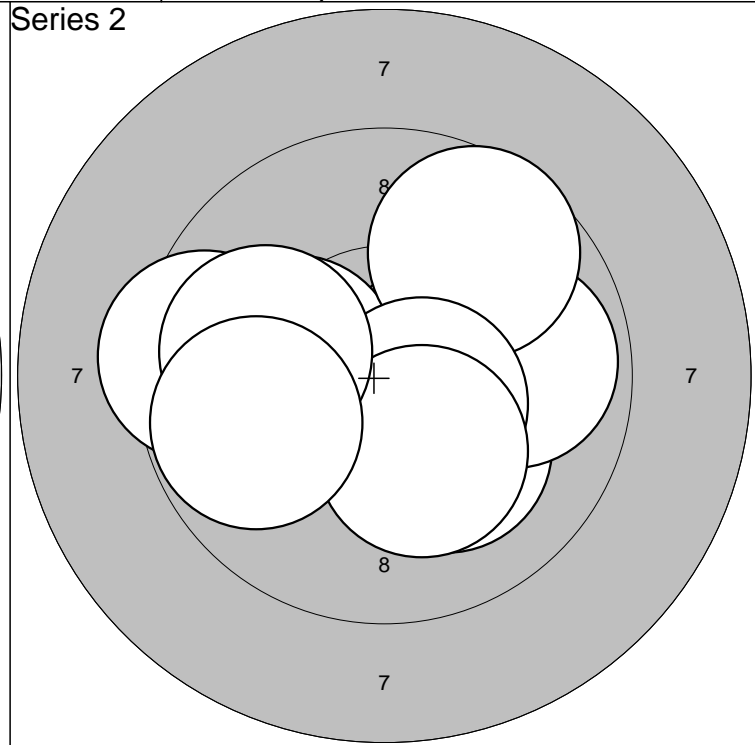
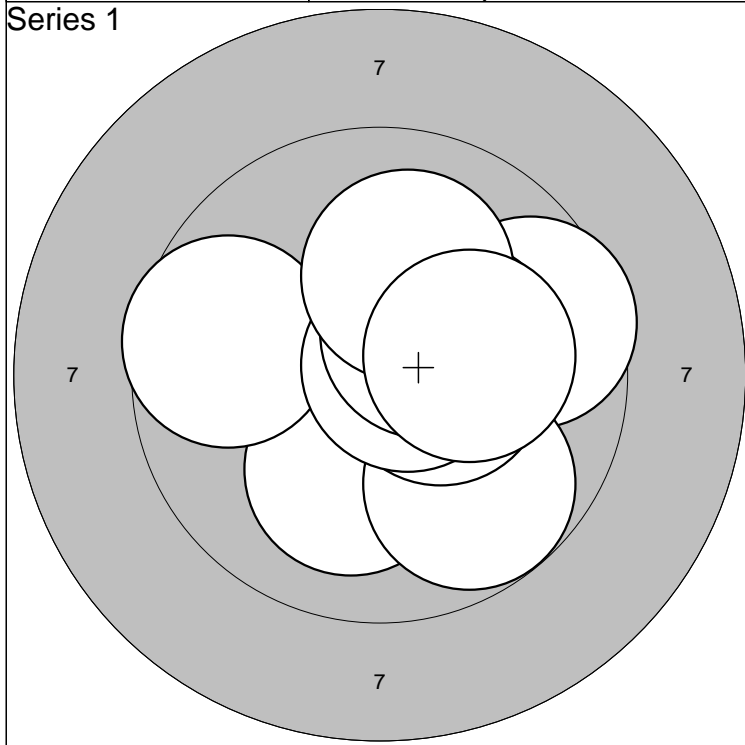
1: 9,6 →	6:10,9* ←			Serie	97,0
2:10,8* ←	7:10,4* ←				
3:10,6* ↑	8:10,4* ↗			Sum	97,0
4: 9,9 ↑	9: 9,7 →				
5:10,6* ↖	10:10,7* →				

1:10,1 ↑	6:10,1 ↗			Serie	100,0
2:10,2* ↑	7:10,3* ↓				
3:10,4* ↖	8:10,9* ↓			Sum	197,0
4:10,7* ↑	9:10,4* ↓				
5:10,1 ↑	10:10,4* ↓				



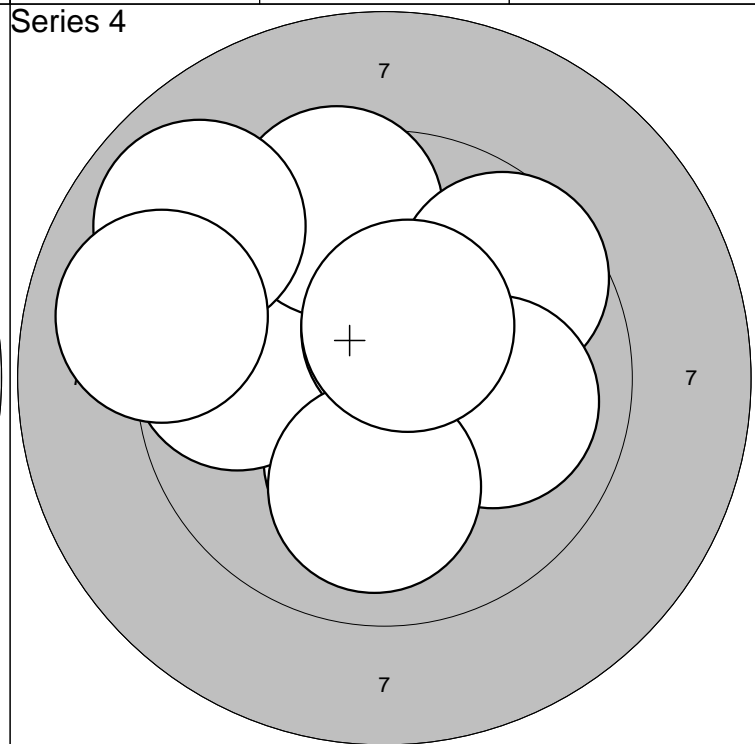
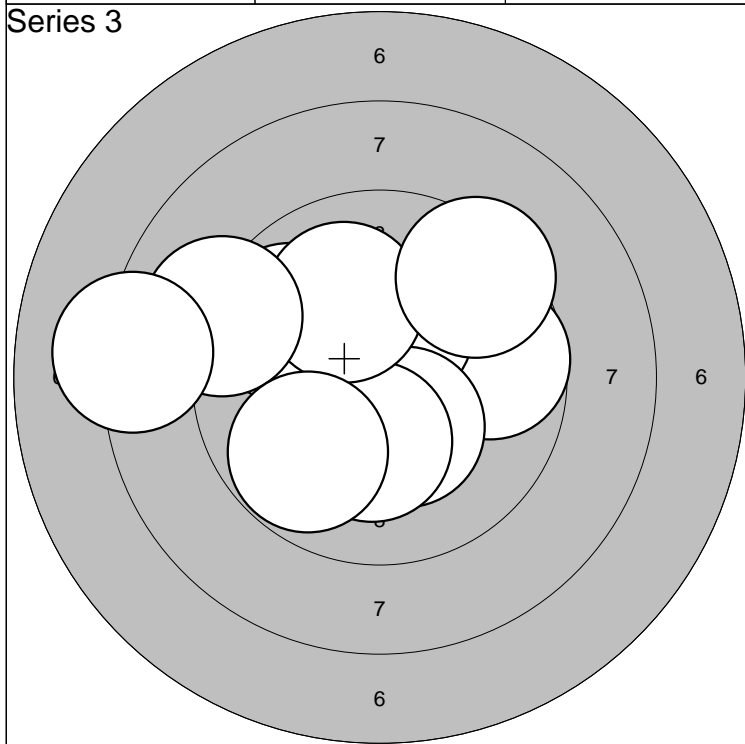
1:10,0 ←	6:10,1 ↓			Serie	97,0
2:10,8* ↓	7:10,1 ↗				
3:10,6* ↖	8:10,6* ↗			Sum	294,0
4:10,4* ↖	9: 9,0 ←				
5: 9,8 ↗	10: 9,4 ←				

1:10,3* ←	6:10,7* ↖			Serie	97,0
2:10,1 ↗	7: 9,6 ←				
3:10,2* ↖	8: 9,6 ↑			Sum	391,0
4: 9,6 ←	9:10,2* ←				
5:10,5* →	10:10,2* ↖				



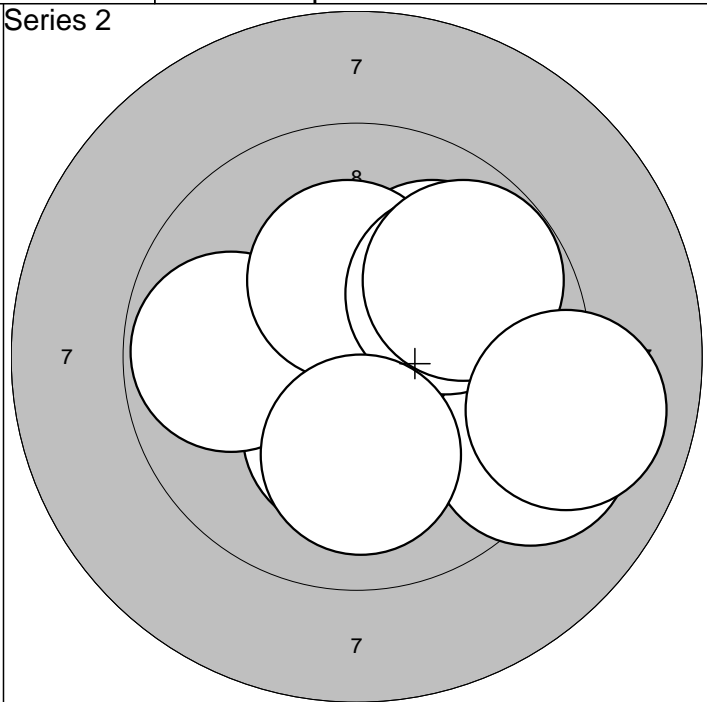
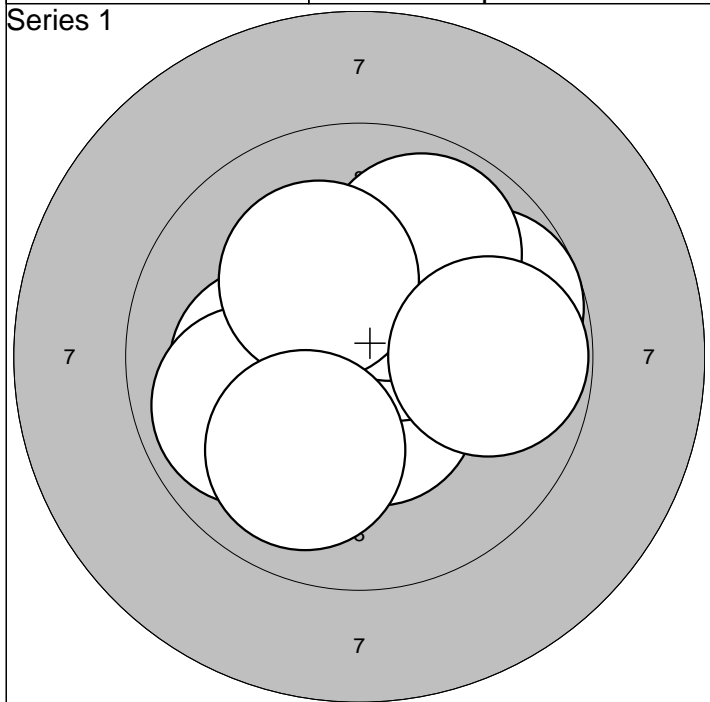
1:10,1	↓	6: 9,6	←	Serie	97,0
2: 9,6	→	7:10,7*	→		
3: 9,8	↓	8:10,4*	↗	Sum	97,0
4:10,3*	→	9:10,1	↑		
5:10,4*	→	10:10,2*	→		

1: 9,4	←	6: 9,6	↗	Serie	95,0
2:10,1	↓	7:10,6*	↓		
3:10,5*	→	8:10,2*	↓	Sum	192,0
4:10,2*	←	9: 9,9	←		
5: 9,8	→	10: 9,8	←		



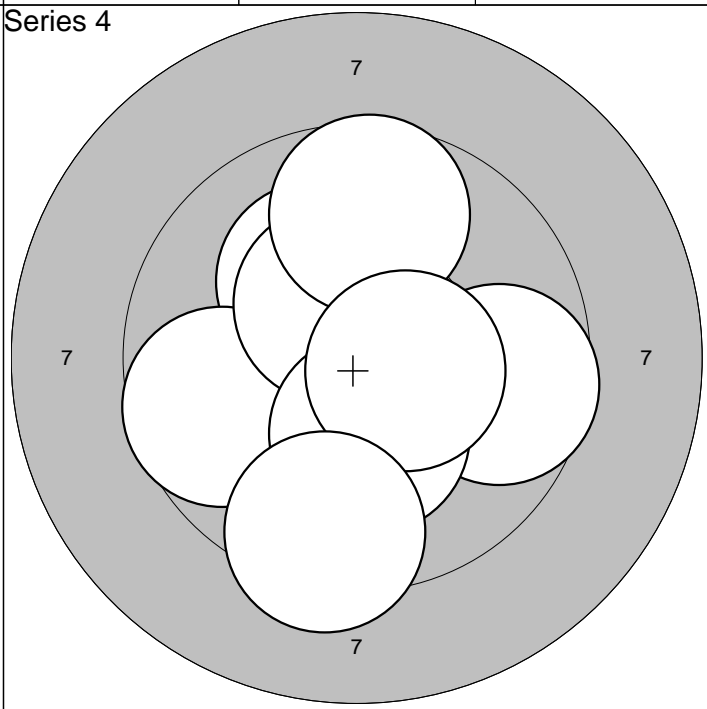
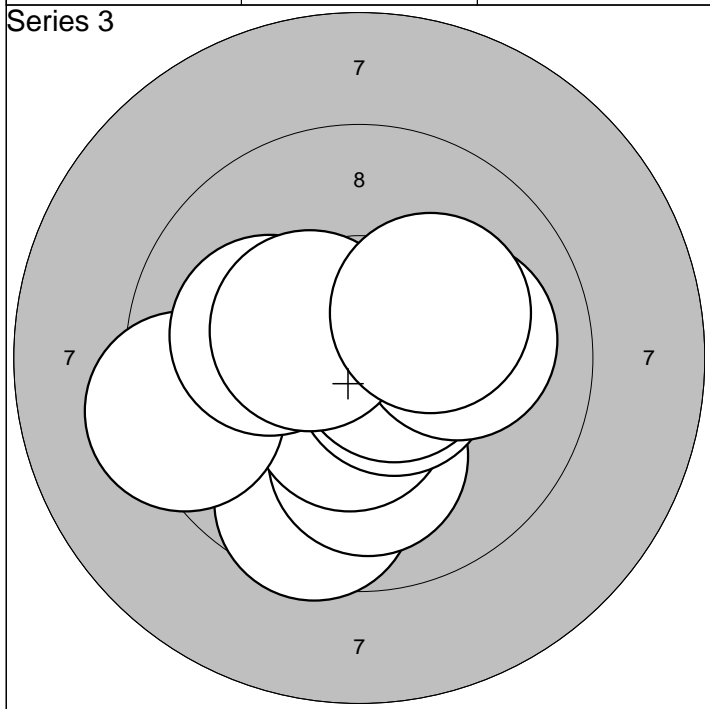
1: 9,7	→	6:10,0	↗	Serie	93,0
2:10,4*	↑	7: 9,1	←		
3:10,3*	↓	8: 8,2	←	Sum	285,0
4: 9,8	↖	9: 9,4	↗		
5:10,2*	↓	10: 9,8	↙		

1:10,3*	↓	6:10,0	→	Serie	94,0
2: 9,7	←	7:10,0	↓		
3:10,5*	↗	8: 8,9	↖	Sum	379,0
4: 9,5	↑	9: 9,0	←		
5: 9,6	↗	10:10,5*	↗		



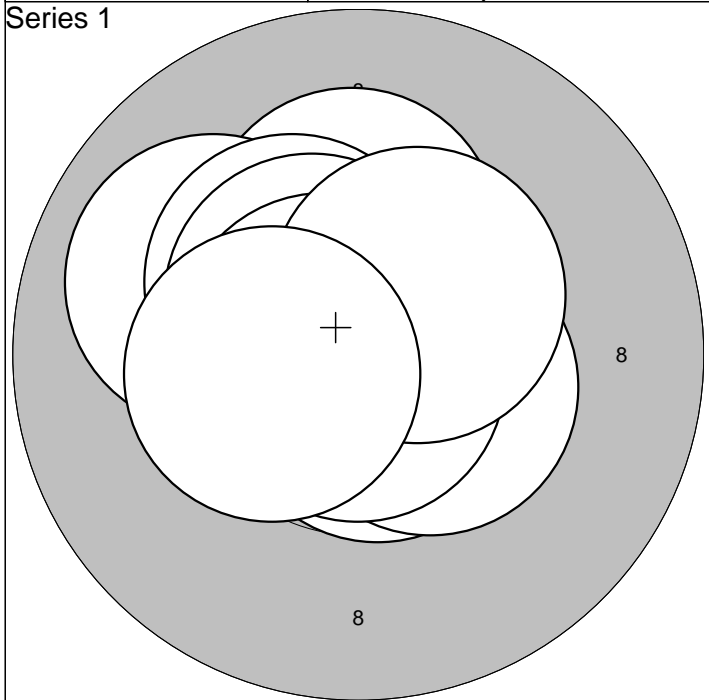
1:10,5* ↓	6:10,2* ↑				
2:10,5* ↗	7: 9,9 ↗				
3:10,2* ←	8:10,2* ↖	Serie	96,0		
4: 9,9 ←	9: 9,8 →	Sum	96,0		
5: 9,8 →	10:10,0 ↘				

1:10,2* →	6:10,3* ↑				
2:10,3* ↓	7:10,0 ↗				
3:10,0 ↗	8: 9,8 ↗	Serie	96,0		
4: 9,8 ←	9:10,1 ↓	Sum	192,0		
5: 9,2 →	10: 9,0 →				

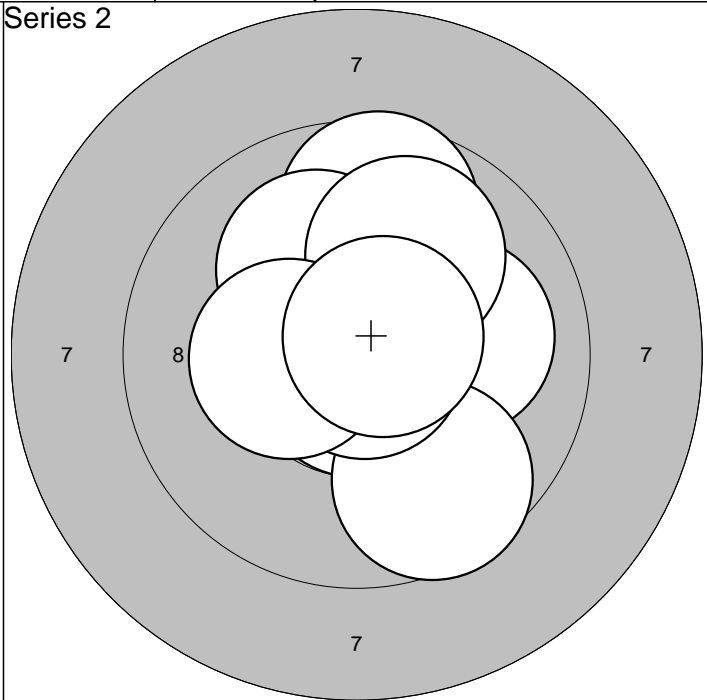


1: 9,6 ↓	6:10,6* →				
2:10,1 ↓	7:10,1 ←				
3:10,5* ↓	8:10,0 →	Serie	98,0		
4:10,6* →	9:10,5* ↖	Sum	290,0		
5: 9,3 ←	10:10,2* ↗				

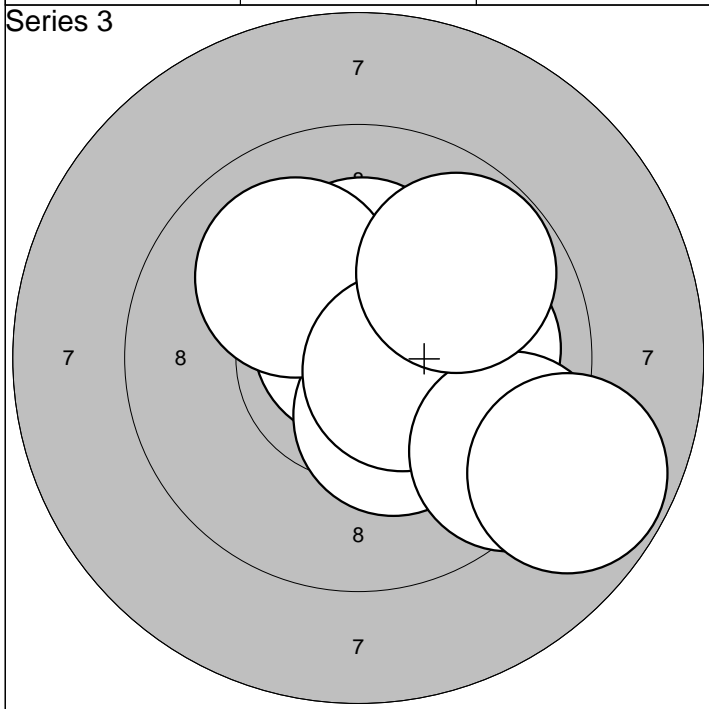
1:10,2* ↖	6:10,4* ↖				
2: 9,7 →	7: 9,7 ↑				
3:10,7* ←	8:10,3* ↓	Serie	96,0		
4:10,3* ↓	9:10,5* →	Sum	386,0		
5: 9,7 ←	10: 9,4 ↓				



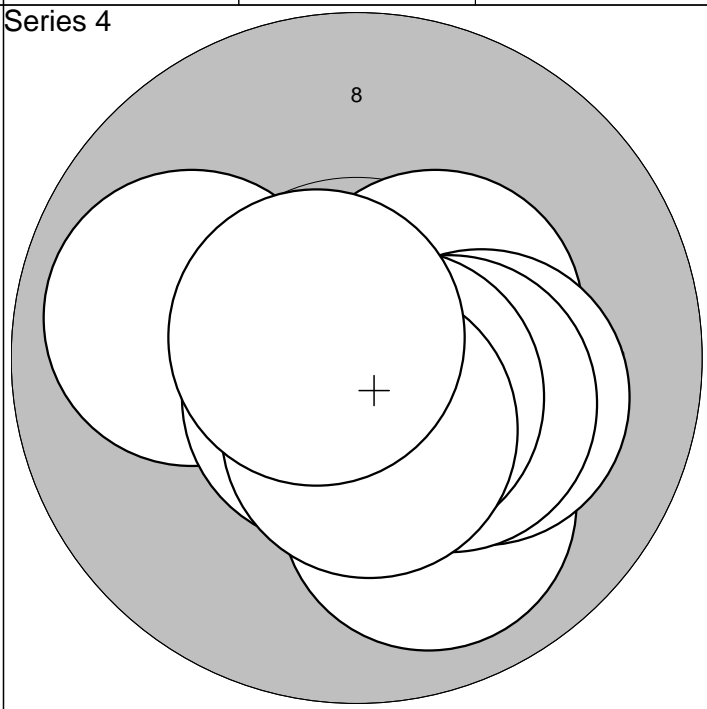
1:10,7* ↓	6:10,5* ↗	Serie	100,0
2:10,2* ↑	7:10,7* ↖		
3:10,0 ↗	8:10,8* ↓	Sum	100,0
4:10,5* ↘	9:10,4* ↗		
5:10,4* ↗	10:10,4* ↖		



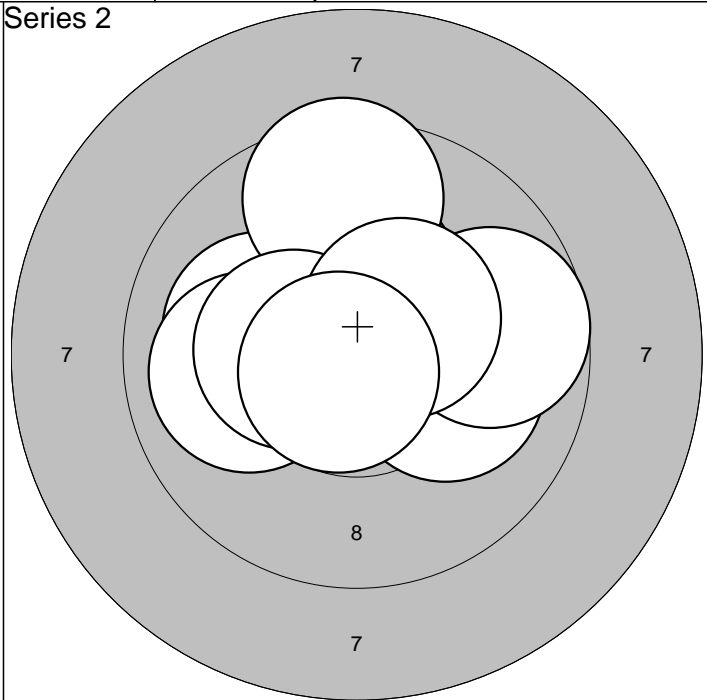
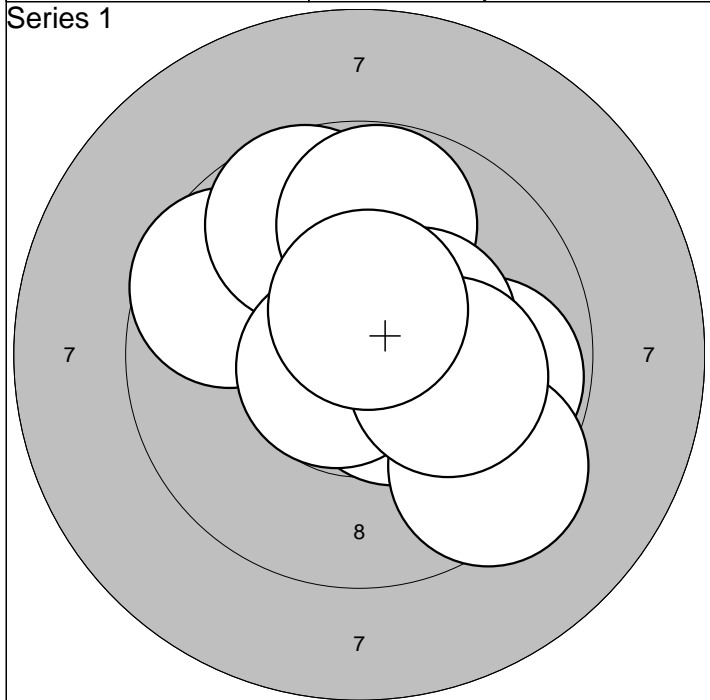
1: 9,6 ↑	6: 9,6 ↓	Serie	98,0
2:10,1 ↗	7:10,9* ↘		
3:10,7* ↖	8:10,0 ↑	Sum	198,0
4:10,0 →	9:10,3* ↖		
5:10,8* ↓	10:10,6* ↗		



1:10,2* →	6:10,0 →	Serie	96,0
2:10,8* ↑	7:10,5* →		
3:10,2* ↑	8: 9,3 ↘	Sum	294,0
4:10,3* ↓	9: 9,8 ↗		
5:10,0 ↗	10: 8,8 ↘		

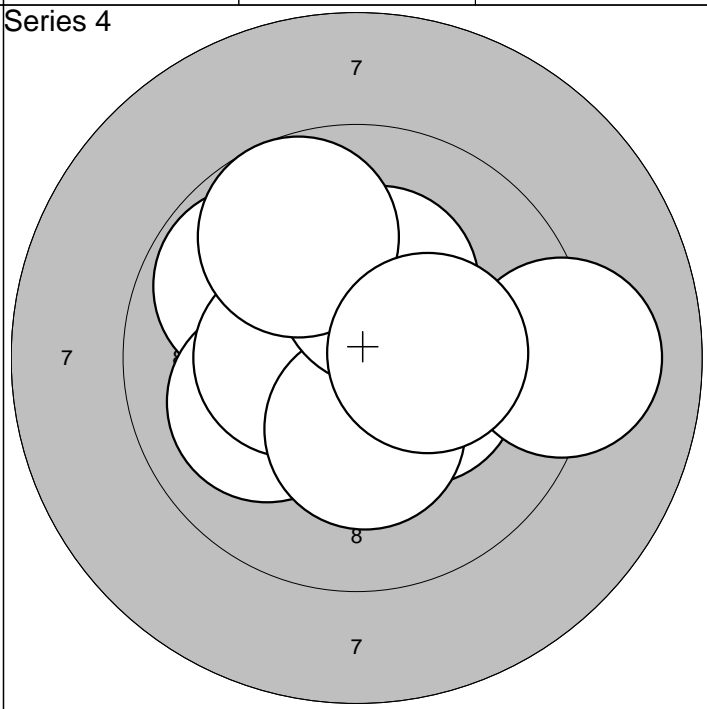
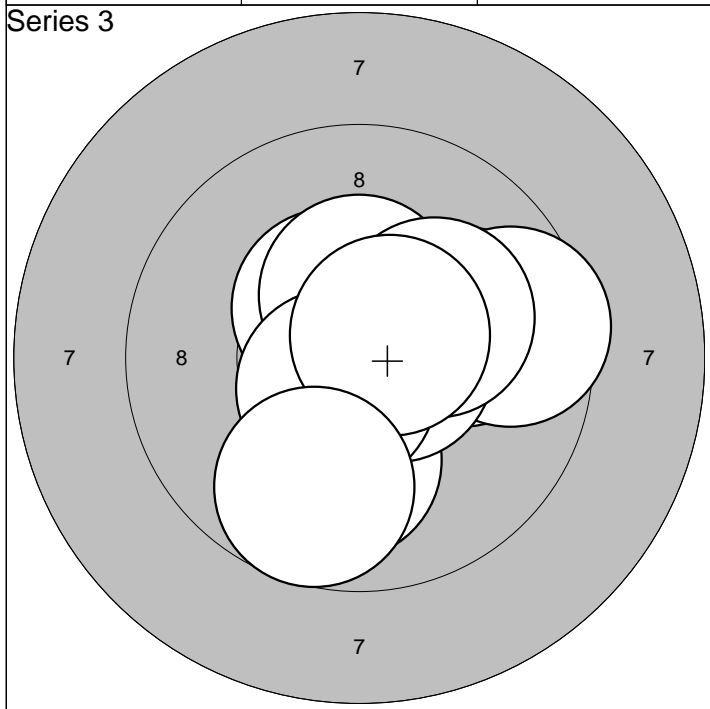


1:10,0 ↓	6:10,2* →	Serie	99,0
2:10,7* ↓	7:10,3* ↘		
3: 9,9 ↖	8:10,6* ↓	Sum	393,0
4:10,7* ↘	9:10,5* ↓		
5:10,4* ↗	10:10,7* ↖		



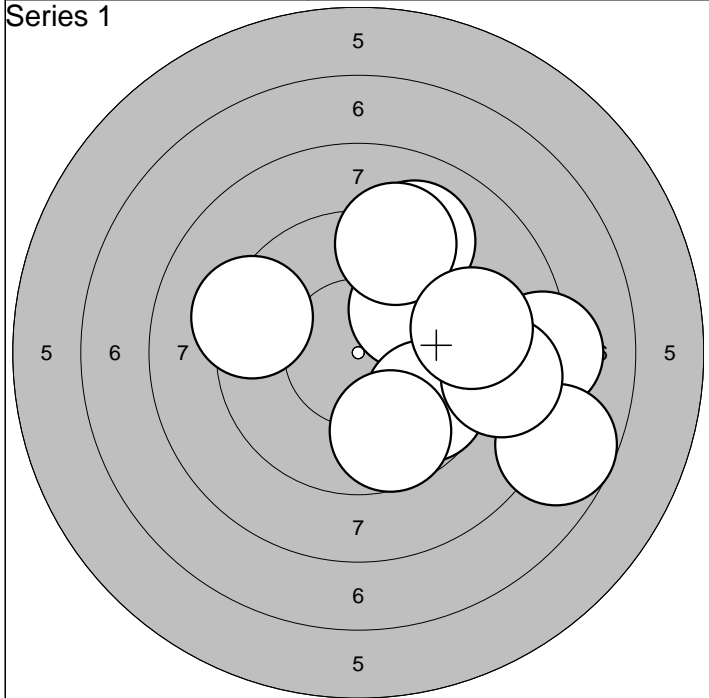
1: 9,6 ↖	6:10,4* →		Serie	95,0
2: 9,7 ↗	7:10,7* ↙			
3: 9,8 ↑	8: 9,4 ↘	Sum	95,0	
4:10,5* ↘	9:10,1 →			
5: 9,8 →	10:10,6* ↑			

1:10,1 ↖	6: 9,6 ↑		Serie	98,0
2:10,0 ↖	7:10,4* ↖			
3:10,6* ↗	8: 9,7 →	Sum	193,0	
4:10,1 →	9:10,4* ↗			
5:10,3* ↑	10:10,7* ↙			

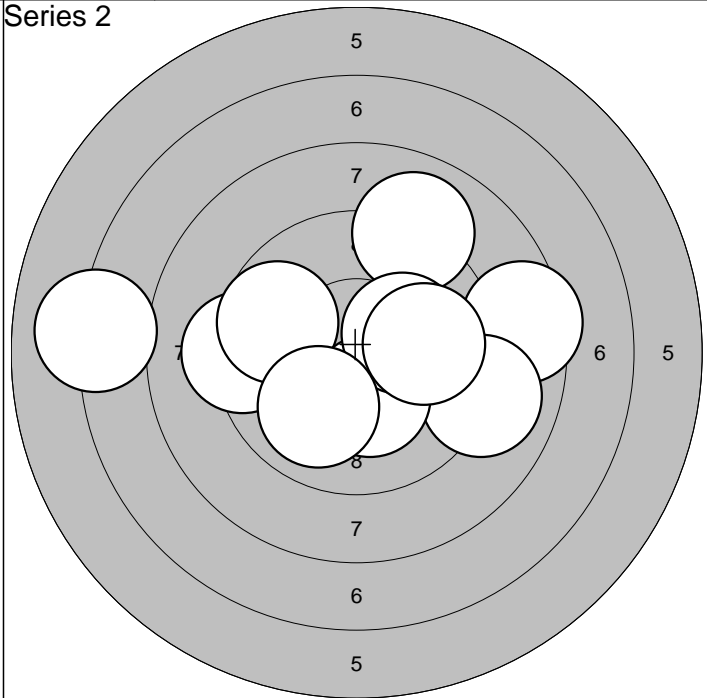


1:10,0 →	6:10,6* →		Serie	98,0
2:10,0 ↓	7:10,2* →			
3:10,4* ↗	8:10,6* ↘	Sum	291,0	
4: 9,6 →	9:10,6* ↗			
5:10,4* ↑	10: 9,7 ↓			

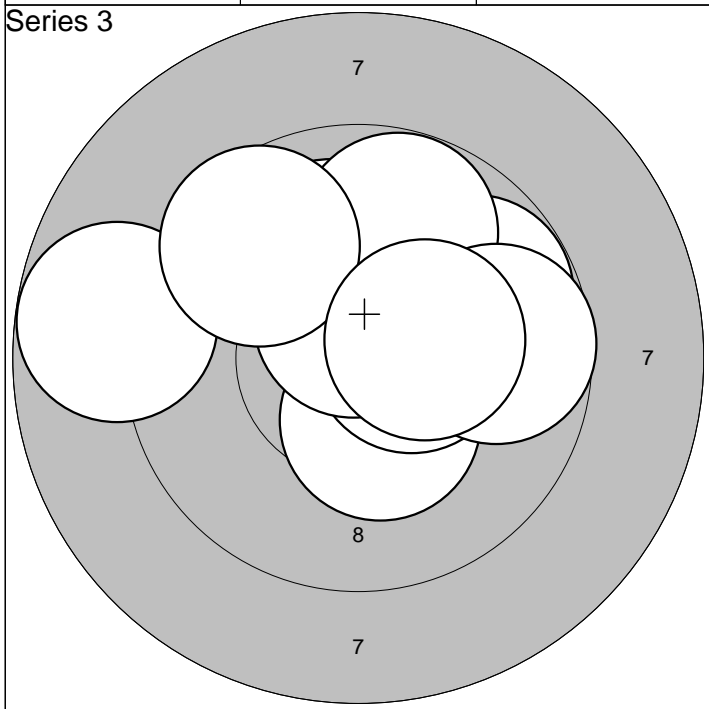
1:10,3* →	6:10,3* ↓		Serie	97,0
2: 9,8 ↖	7:10,3* ↑			
3:10,1 ↖	8: 9,1 →	Sum	388,0	
4:10,8* ↘	9: 9,7 ↗			
5:10,4* ↖	10:10,3* →			



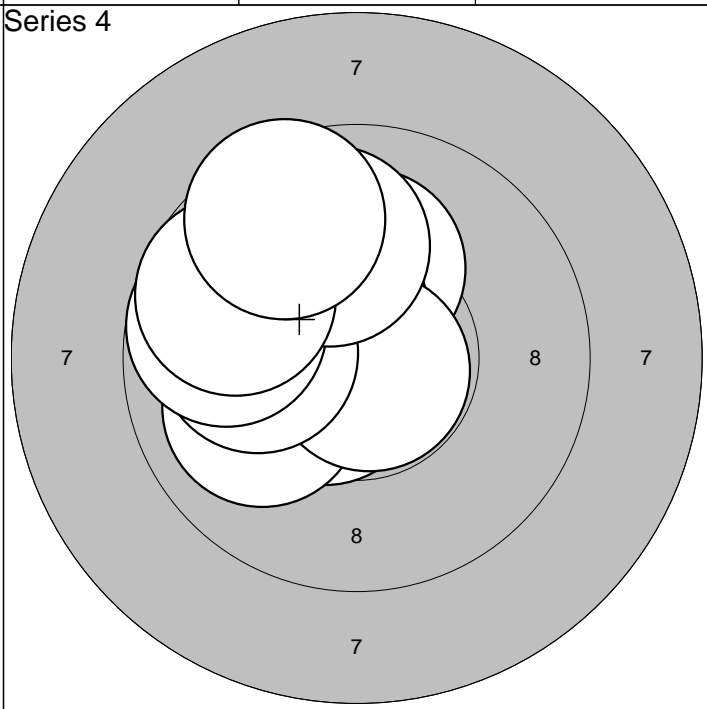
1: 8,2 →	6: 9,3 ←		Serie	87,0
2: 10,0 ↗	7: 9,7 ↘			
3: 9,1 ↗	8: 8,8 →	Sum	87,0	
4: 7,7 ↘	9: 9,7 ↓			
5: 9,3 ↗	10: 9,2 →			



1: 8,5 →	6: 9,7 ←		Serie	91,0
2: 9,3 ←	7: 10,3* ↓			
3: 9,0 ↗	8: 10,2* →	Sum	178,0	
4: 7,1 ←	9: 10,0 ↘			
5: 9,0 →	10: 10,0 →			

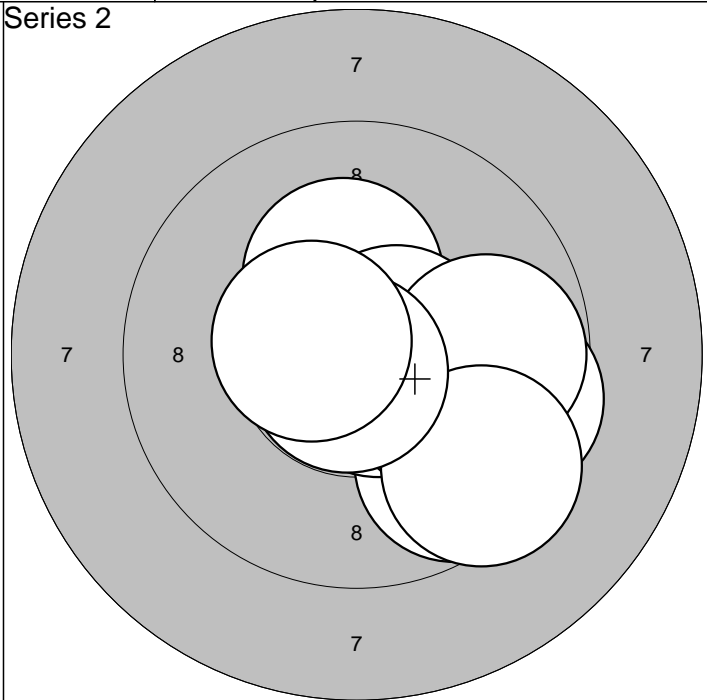
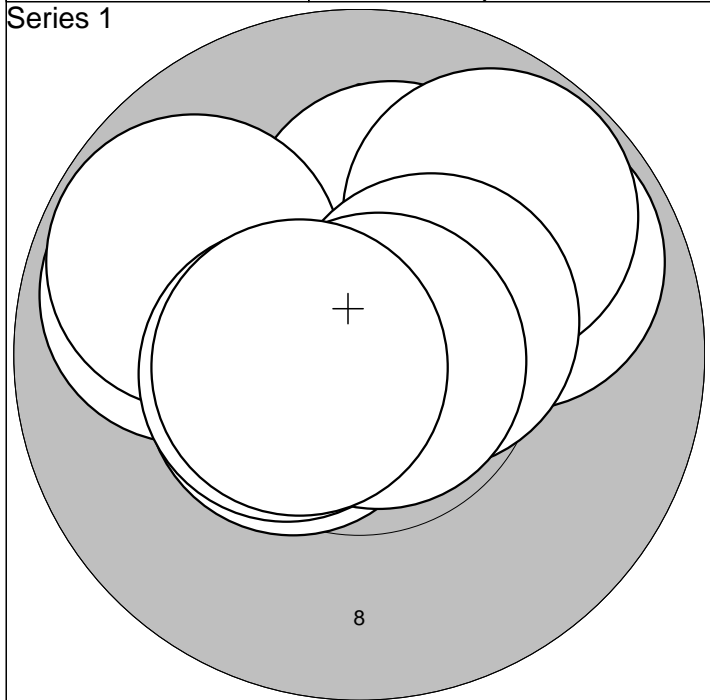


1: 8,8 ←	6: 10,6* ↑		Serie	94,0
2: 10,3* ↓	7: 9,8 ↑			
3: 10,5* →	8: 9,7 →	Sum	272,0	
4: 10,0 ↑	9: 9,6 ↗			
5: 9,8 ↗	10: 10,3* →			



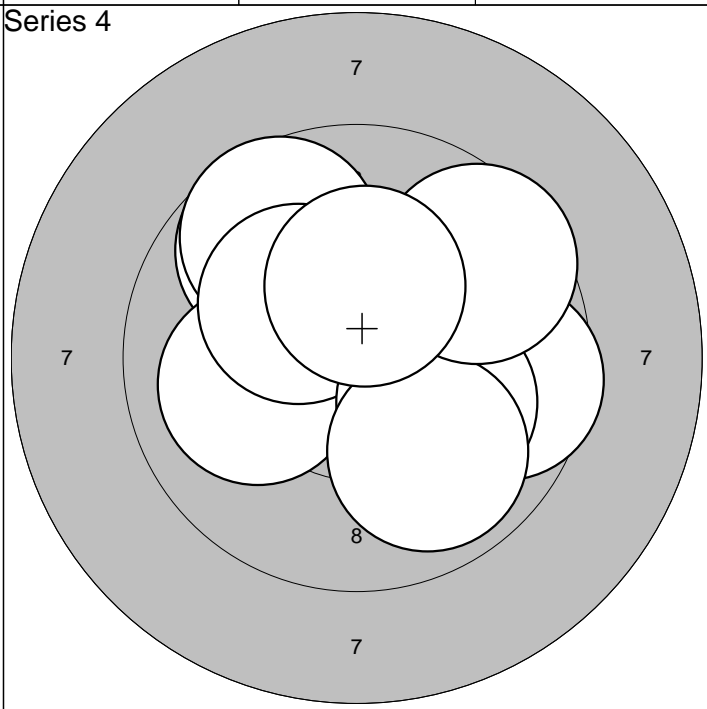
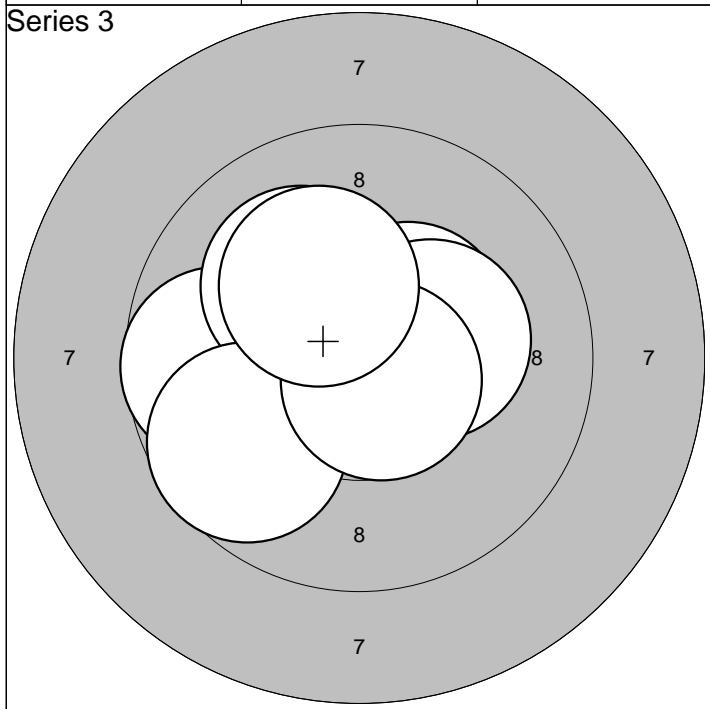
1: 10,1 ↑	6: 10,1 ←		Serie	96,0
2: 10,6* ↘	7: 9,8 ←			
3: 10,5* ↗	8: 9,9 ↑	Sum	368,0	
4: 10,0 ←	9: 9,7 ↗			
5: 10,8* ↓	10: 9,6 ↗			





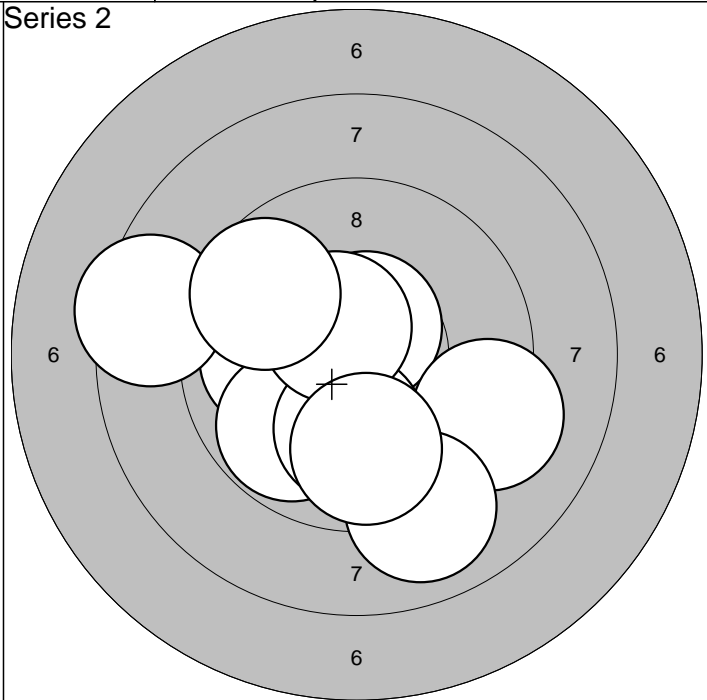
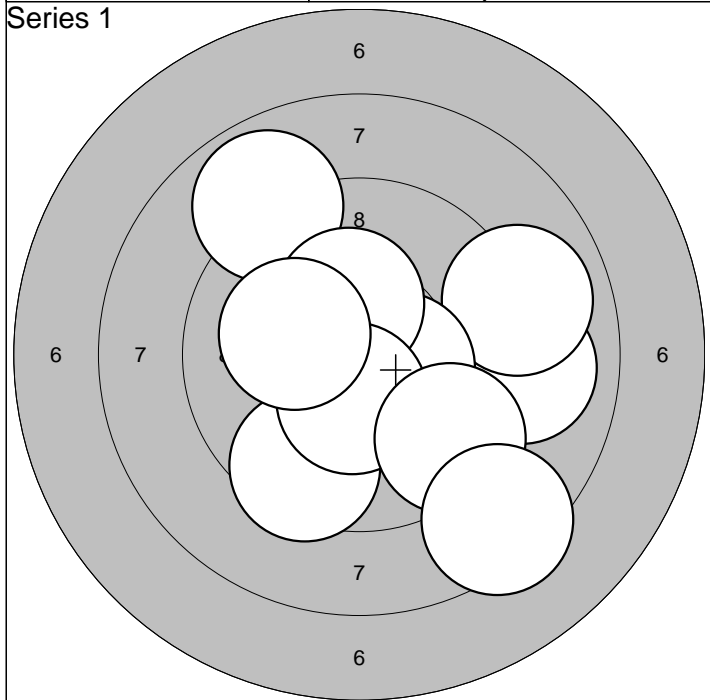
1:10,5* ←	6: 9,8 ↖	Serie	96,0
2: 9,8 ↗	7:10,5* →		
3:10,2* ↑	8:10,5* ←	Sum	96,0
4: 9,8 ↗	9:10,8* →		
5: 9,8 ←	10:10,6* ←		

1: 9,6 ↘	6:10,1 ↗	Serie	96,0
2:10,6* ↘	7: 9,8 →		
3:10,3* ↑	8: 9,4 ↘	Sum	192,0
4:10,6* →	9:10,8* ↘		
5: 9,6 →	10:10,5* ←		



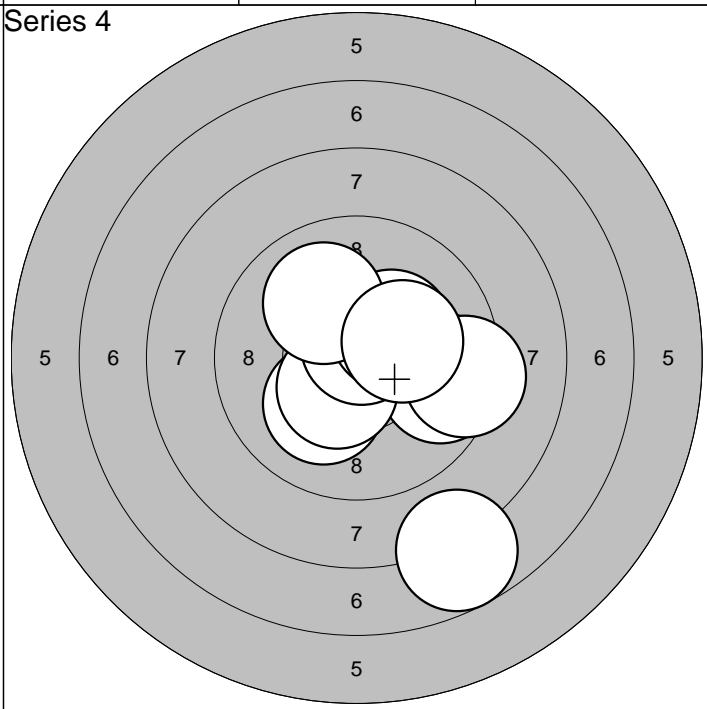
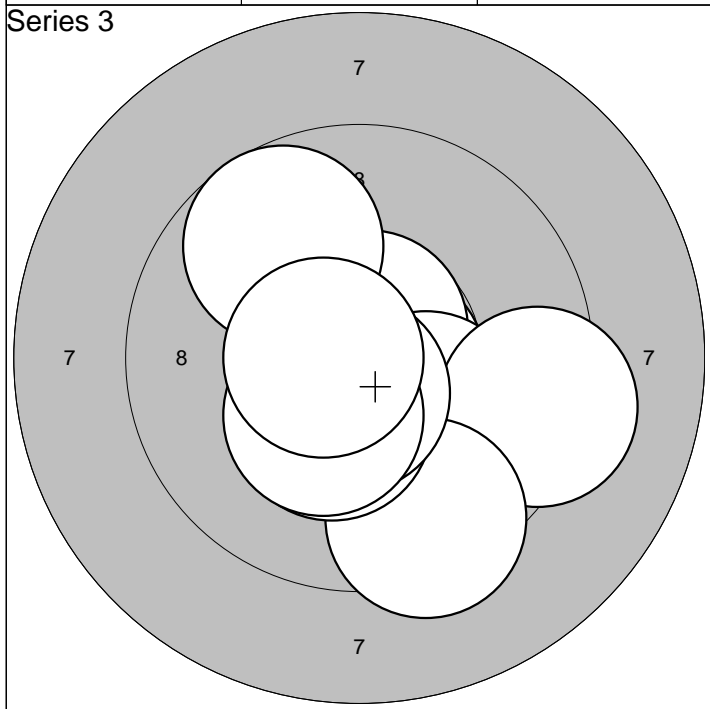
1:10,4* ←	6:10,3* →	Serie	98,0
2:10,3* ↖	7:10,1 ↗		
3:10,4* ↗	8: 9,7 ↖	Sum	290,0
4: 9,7 ←	9:10,7* ↘		
5:10,2* ↗	10:10,2* ↗		

1: 9,8 ↗	6:10,2* ↖	Serie	95,0
2: 9,7 ↗	7:10,1 ↘		
3: 9,6 →	8: 9,9 ↘	Sum	385,0
4:10,3* ↖	9: 9,6 ↗		
5:10,0 ←	10:10,3* ↑		



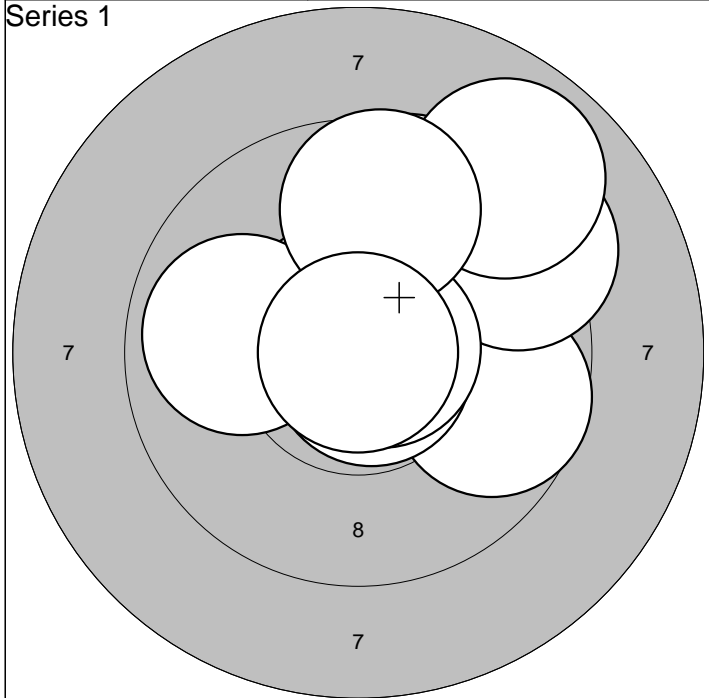
1: 8,9 ↗	6:10,3* ↑	Serie	92,0
2: 9,0 →	7:10,4* ↓		
3: 9,0 →	8: 9,5 ↓	Sum	92,0
4: 9,5 ↓	9: 8,4 ↓		
5:10,5* →	10:10,2* ←		

1:10,0 ←	6: 9,8 ↘	Serie	93,0
2:10,6* ↑	7:10,1 ↓		
3: 9,2 →	8:10,5* ↗	Sum	185,0
4: 9,0 ↓	9: 9,6 ↗		
5: 8,4 ←	10: 9,8 ↓		

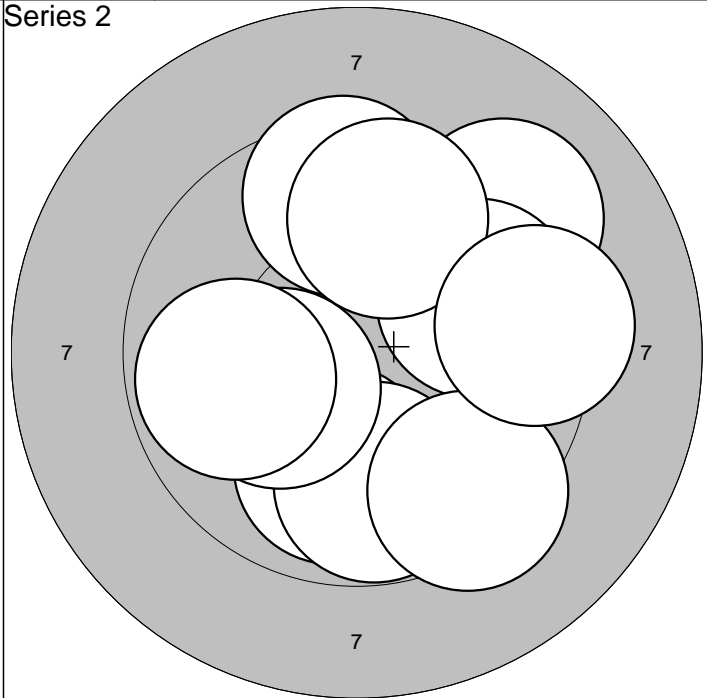


1:10,7* →	6:10,3* ↓	Serie	97,0
2:10,7* ↑	7: 9,7 ↗		
3:10,2* ↘	8:10,6* ↓	Sum	282,0
4: 9,3 →	9:10,3* ↓		
5: 9,4 ↓	10:10,6* ←		

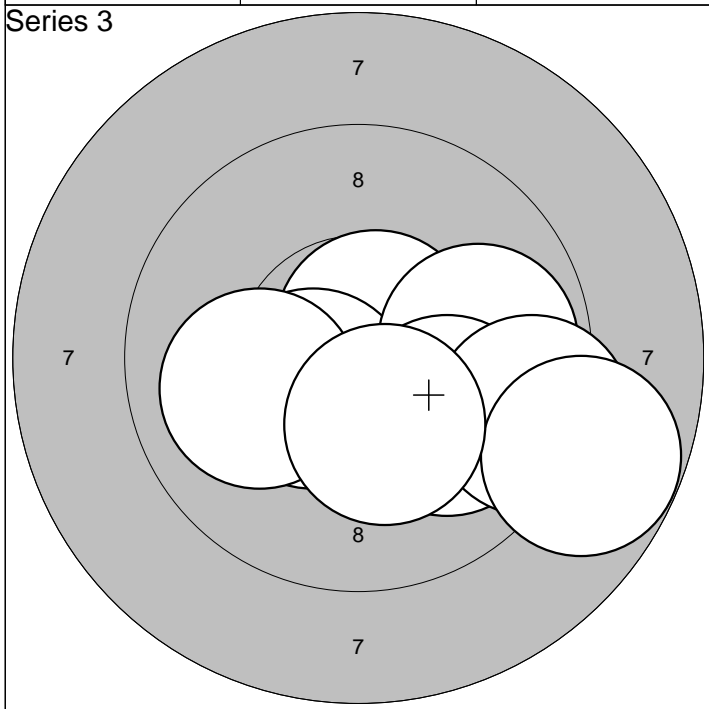
1: 7,8 ↓	6:10,4* ↓	Serie	94,0
2:10,1 ↓	7:10,7* ↑		
3: 9,7 →	8:10,3* ↗	Sum	376,0
4: 9,6 →	9:10,0 ↗		
5: 9,3 →	10:10,2* →		



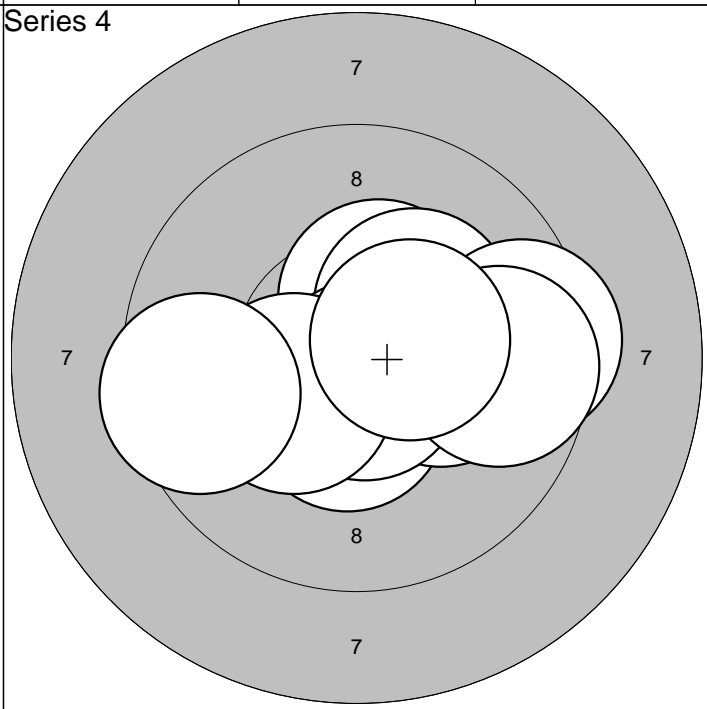
1: 9,7 →	6: 8,9 ↗		Serie	93,0
2: 9,6 ↗	7:10,7* →			
3: 9,3 ↗	8: 9,9 ←	Sum	93,0	
4:10,6* ↗	9: 9,6 ↗			
5:10,8* ↘	10:10,9*			



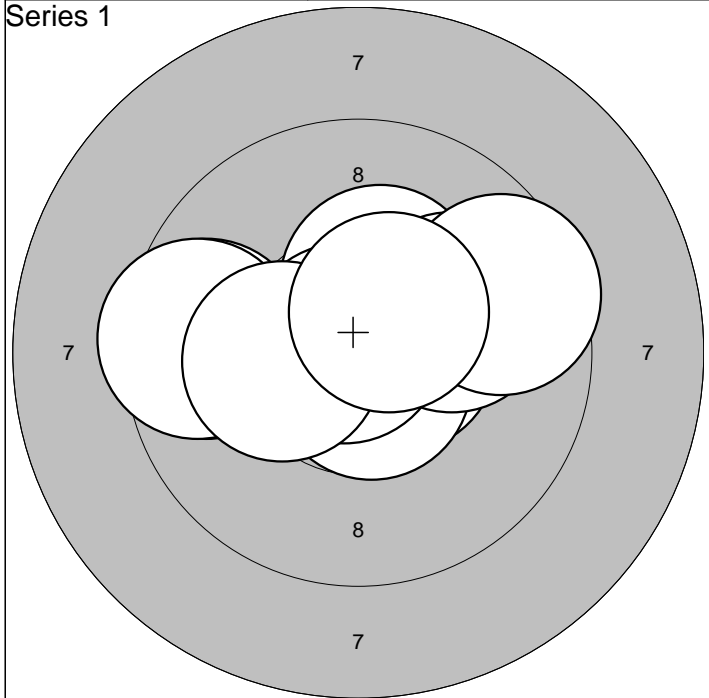
1: 9,2 ↗	6:10,2* ←		Serie	91,0
2: 9,5 ↗	7: 9,4 ↘			
3: 9,9 ↘	8: 9,7 ↗	Sum	184,0	
4: 9,8 ↘	9: 9,8 ←			
5: 9,8 ↗	10: 9,3 →			



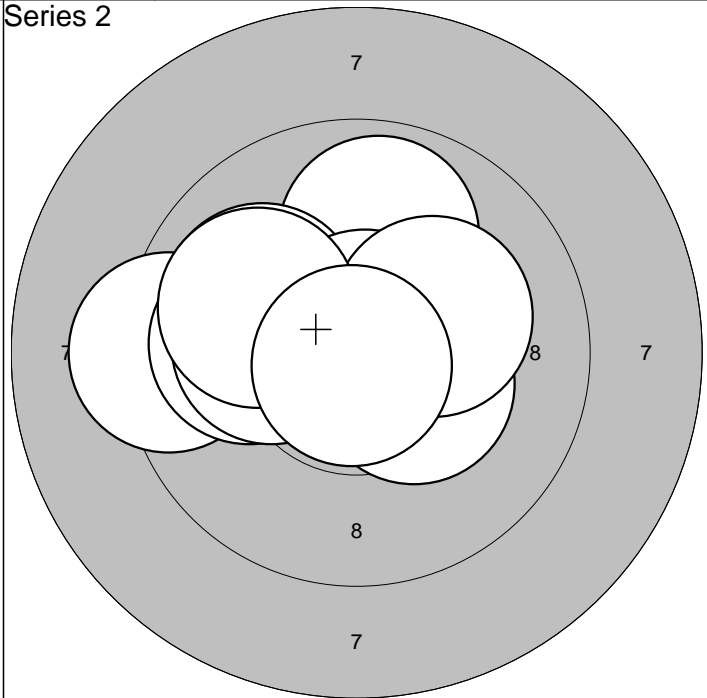
1:10,2* ↘	6:10,0 ←		Serie	95,0
2: 9,8 →	7:10,0 ↘			
3:10,7* ↗	8: 9,3 →	Sum	279,0	
4:10,5* ←	9: 8,8 →			
5: 9,9 →	10:10,3* ↘			



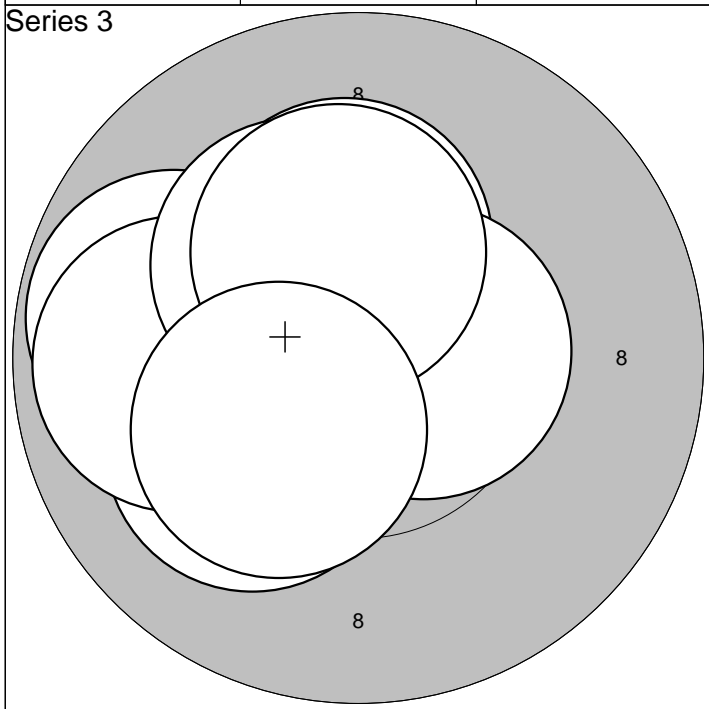
1:10,4* ↗	6:10,7* ↘		Serie	97,0
2:10,5* ↘	7:10,3* ←			
3:10,3* ↗	8: 9,7 →	Sum	376,0	
4:10,2* →	9: 9,5 ←			
5: 9,5 →	10:10,4* →			



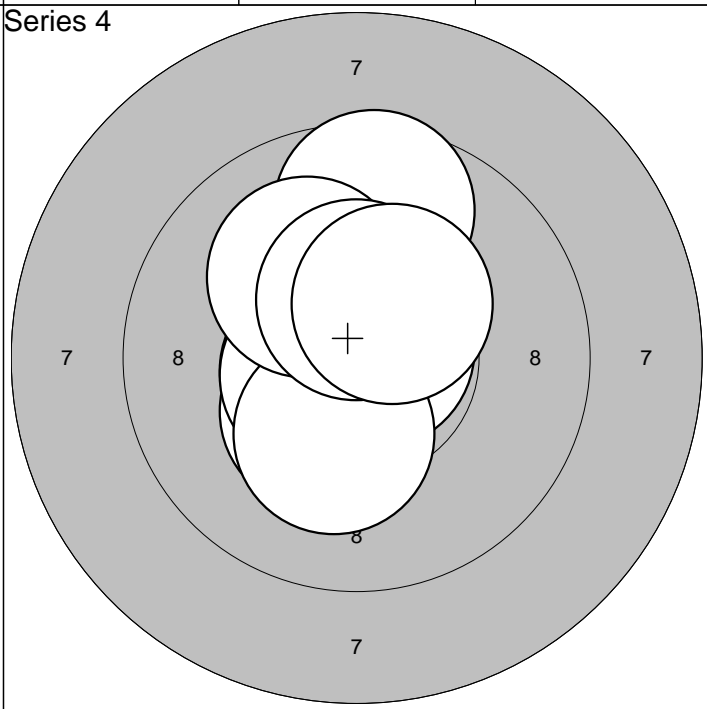
1:10,6* →	6:10,8* ↖			Serie	97,0
2: 9,6 ←	7:10,3* ←				
3:10,7* ↓	8:10,0 →			Sum	97,0
4: 9,5 ←	9: 9,6 →				
5:10,3* ↑	10:10,5* ↗				



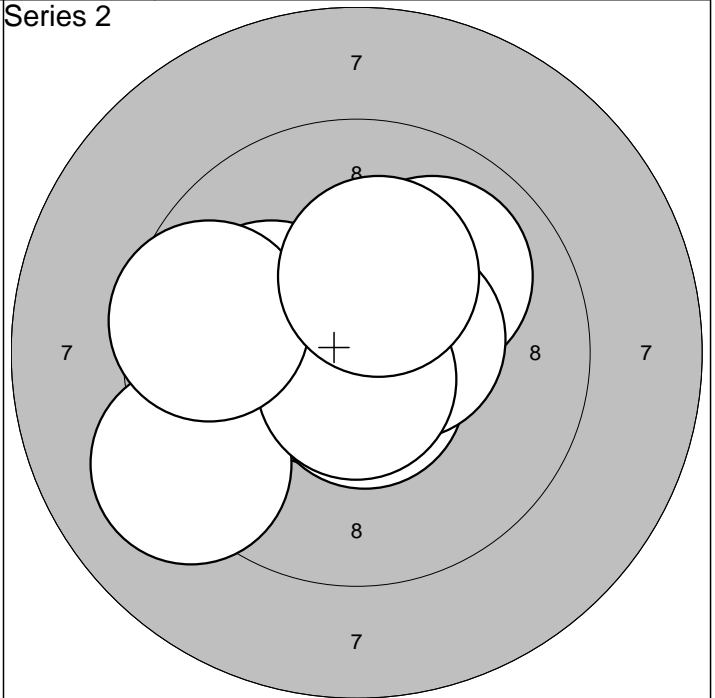
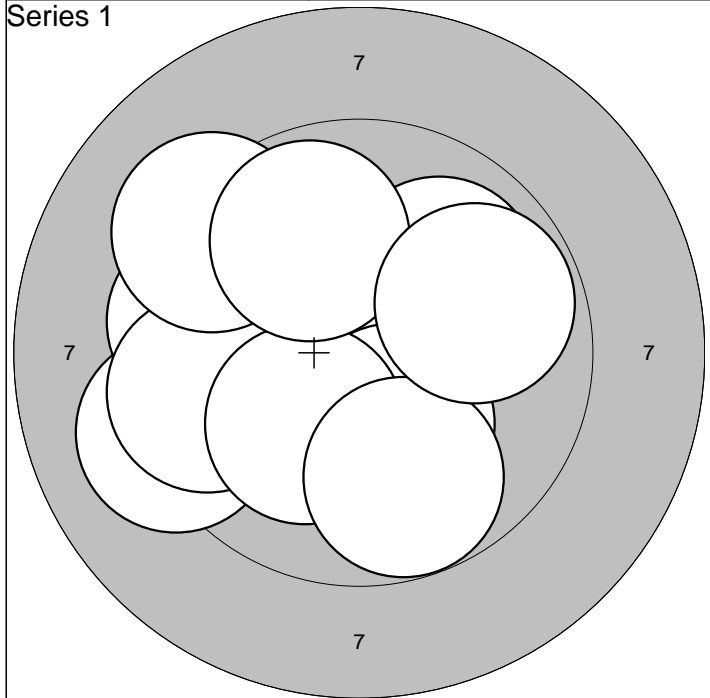
1:10,4* ↘	6:10,0 ←			Serie	98,0
2: 9,9 ↑	7:10,2* ←				
3:10,0 ↖	8:10,2* →			Sum	195,0
4:10,8* ↑	9:10,0 ↖				
5: 9,3 ←	10:10,8* ↓				



1:10,4* ←	6: 9,8 ←			Serie	98,0
2:10,1 ↙	7: 9,9 ←				
3:10,3* ↑	8:10,3* ↖			Sum	293,0
4:10,5* ←	9:10,3* ↑				
5:10,5* →	10:10,3* ↙				

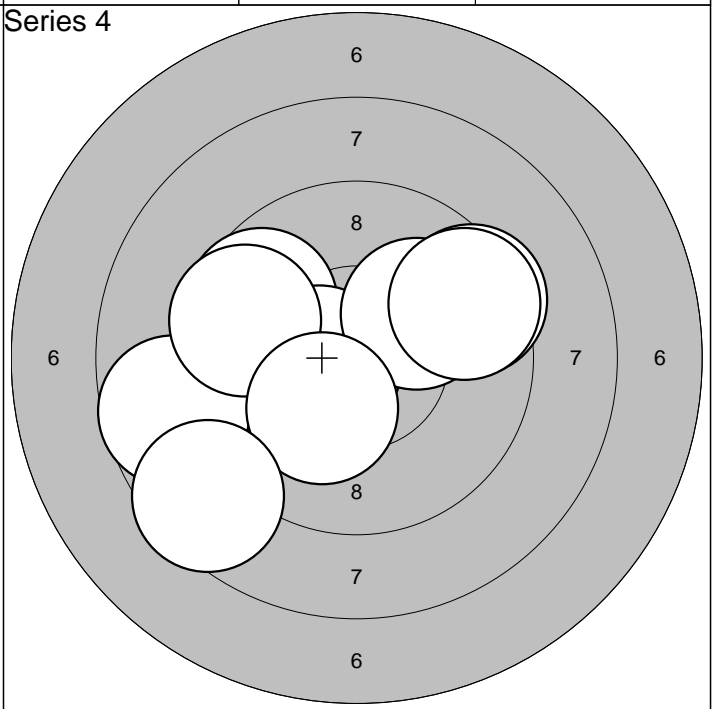
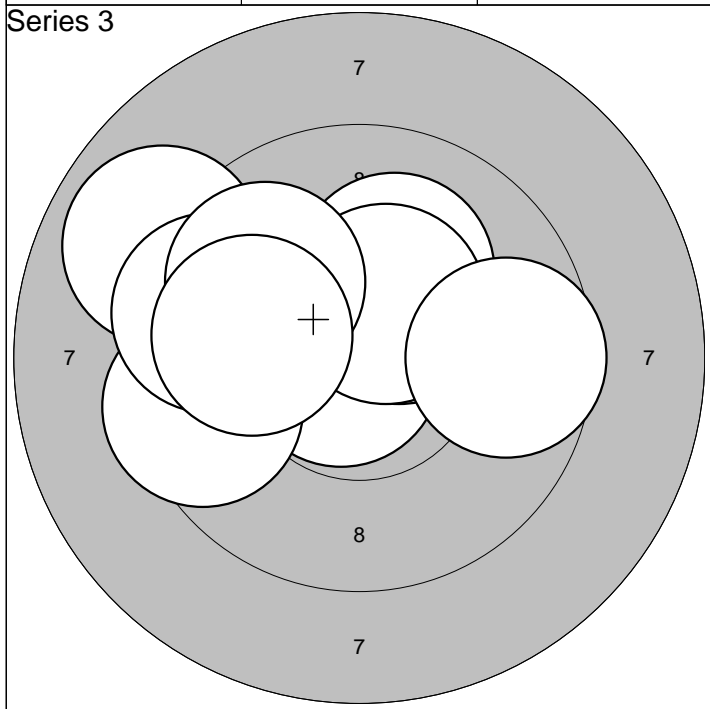


1:10,4* ↙	6:10,8* →			Serie	99,0
2:10,8* ↗	7:10,3* ↓				
3: 9,6 ↑	8:10,1 ↖			Sum	392,0
4:10,6* ←	9:10,4* ↑				
5:10,6* ↙	10:10,4* ↗				



1:10,0 ↗	6:10,2* ↓	Serie	93,0
2: 9,6 ←	7:10,2* ↓		
3: 9,1 ←	8: 9,8 ↓	Sum	93,0
4: 9,5 ←	9: 9,9 ↑		
5: 9,2 ↖	10: 9,8 →		

1:10,5* ↗	6:10,5* →	Serie	98,0
2:10,6* ←	7: 9,2 ←		
3:10,0 ↗	8:10,7* ↓	Sum	191,0
4:10,6* ↓	9: 9,6 ←		
5:10,2* ←	10:10,2* ↑		



1:10,8* ←	6:10,4* ↑	Serie	94,0
2:10,3* ↗	7: 9,6 ←		
3:10,1 ↑	8: 9,9 ↖	Sum	285,0
4: 8,9 ↖	9: 9,6 →		
5: 9,5 ←	10:10,0 ←		

1: 9,7 ↖	6: 9,5 ←	Serie	92,0
2:10,6* ←	7:10,0 ↗		
3: 9,4 ↗	8: 9,5 ↗	Sum	377,0
4: 8,7 ←	9:10,2* ↓		
5:10,5* ←	10: 8,6 ↓		

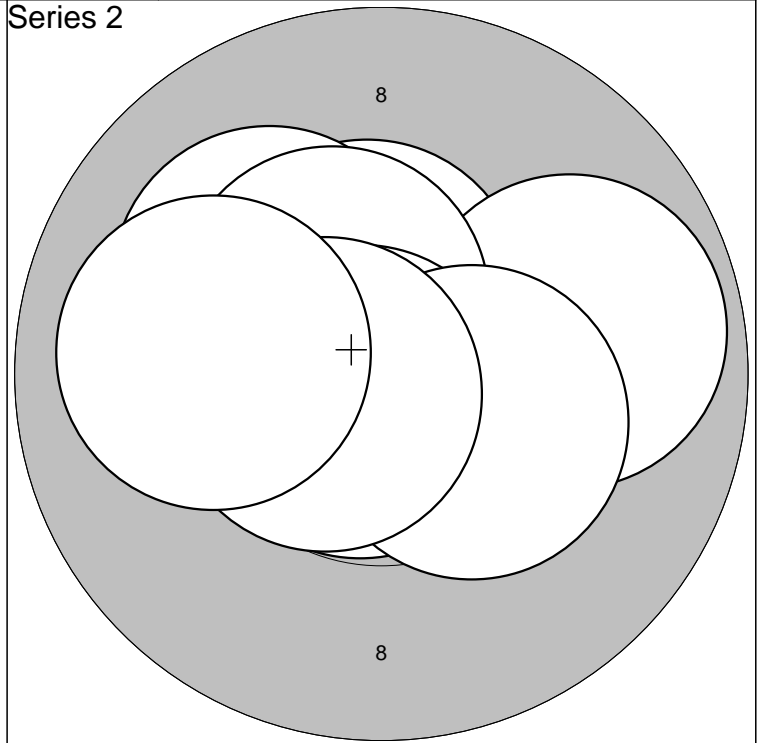
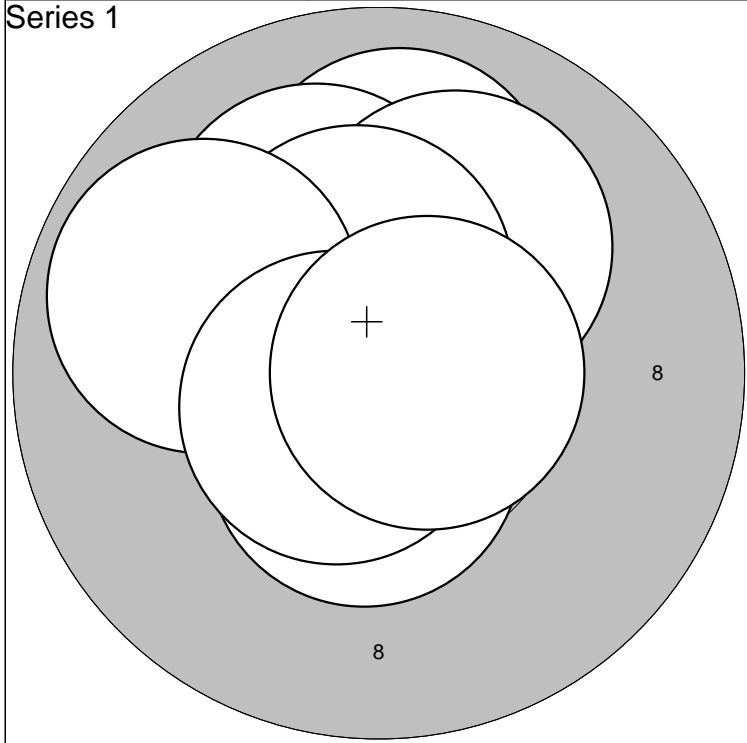
Lag  
**4**

Skive  
**51**

# Rikke Kjeldgaard Jensen

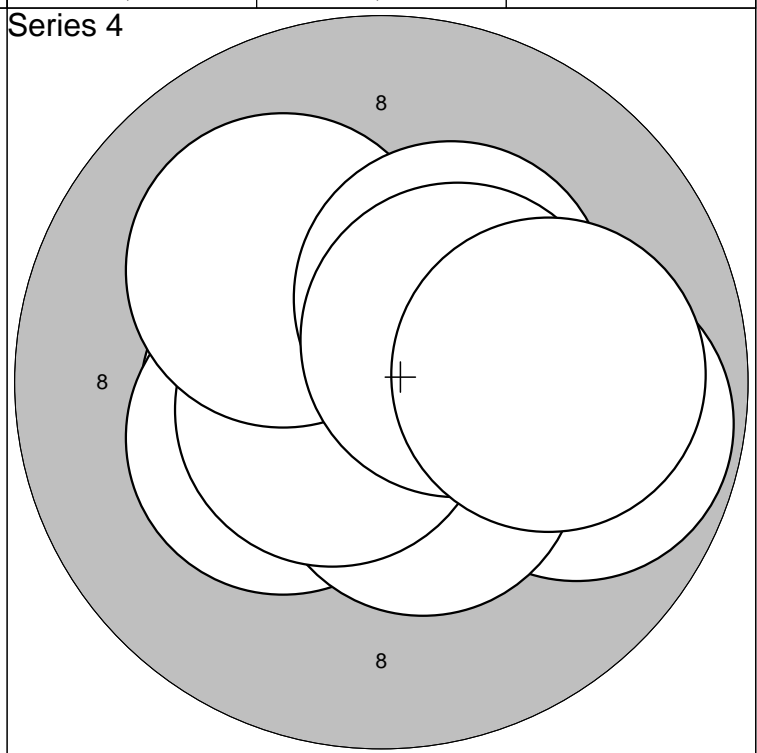
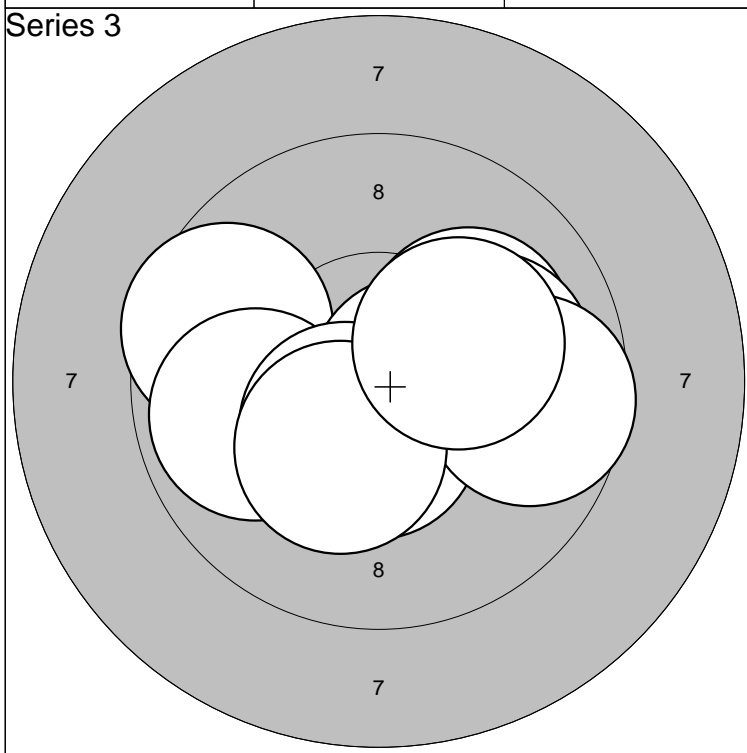
Day 3, Rifle Helsingör SSF ARW

3-6.1.2010 Swedish Cup 2010 Swedishcup 10



1:10,0	↑	6:10,4*	↑	Serie	99,0
2:10,1	↖	7:10,5*	↓		
3:10,6*	↗	8: 9,9	↖	Sum	99,0
4:10,9*	↓	9:10,6*	↙		
5:10,1	↗	10:10,7*	→		

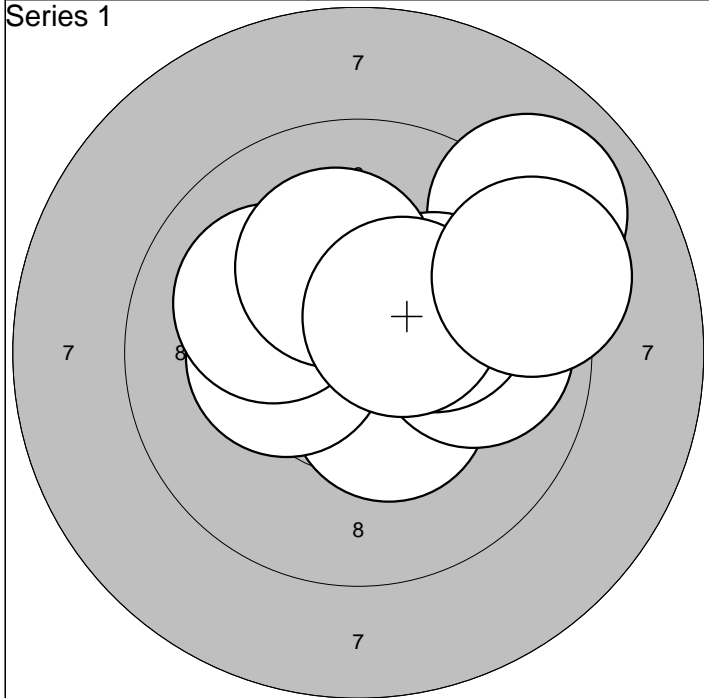
1:10,5*	↑	6:10,5*	↗	Serie	99,0
2:10,1	↖	7:10,7*	↓		
3:10,5*	←	8:10,4*	↗	Sum	198,0
4:10,4*	↖	9:10,6*	↖		
5: 9,8	→	10:10,0	←		



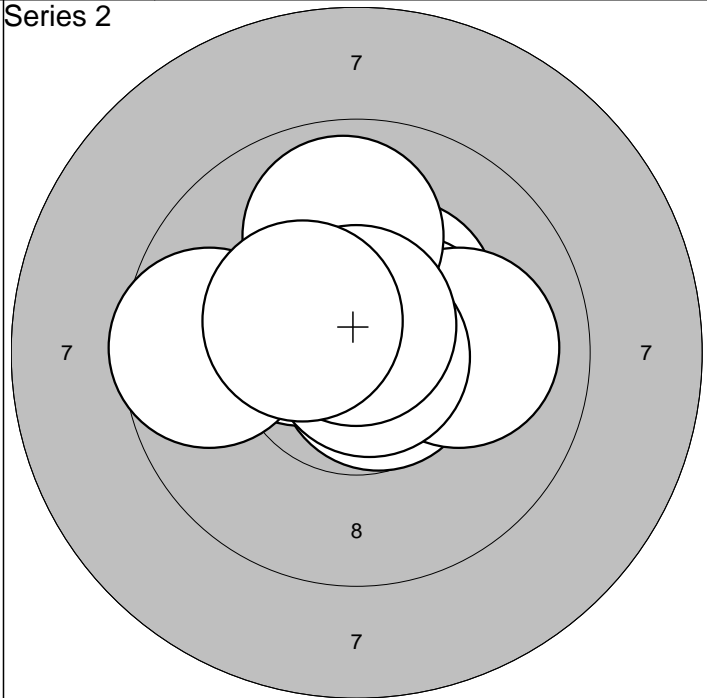
1:10,1	↗	6:10,5*	↓	Serie	97,0
2: 9,6	↖	7:10,5*	↓		
3: 9,9	←	8: 9,7	→	Sum	295,0
4:10,0	→	9:10,3*	↙		
5:10,6*	→	10:10,2*	↗		

1: 9,8	→	6:10,6*	↖	Serie	99,0
2:10,5*	←	7:10,1	↖		
3:10,3*	↖	8:10,3*	↗	Sum	394,0
4:10,4*	↓	9:10,5*	↗		
5:10,7*	↖	10:10,0	→		

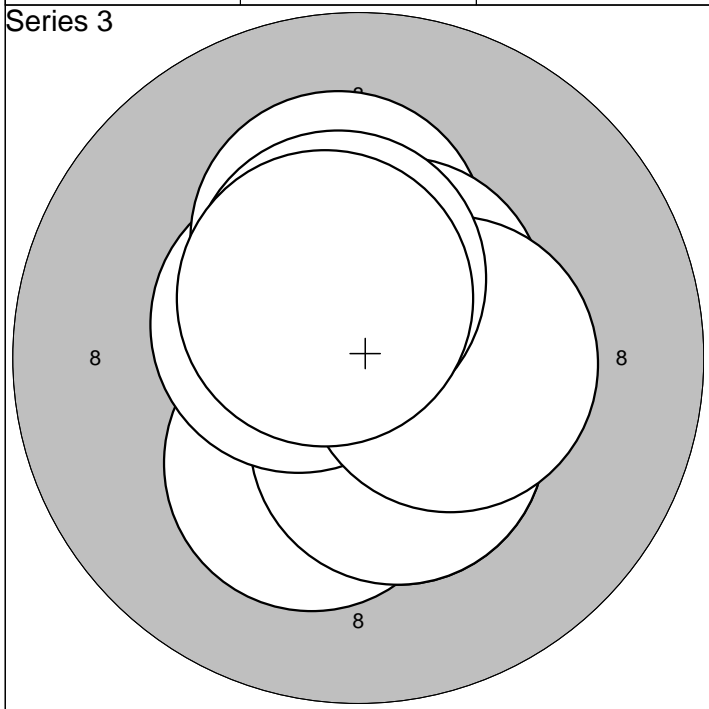
Edman Precision, Morini, Interprodukter Sävsjö kommun, Sävsjö Skytte Center



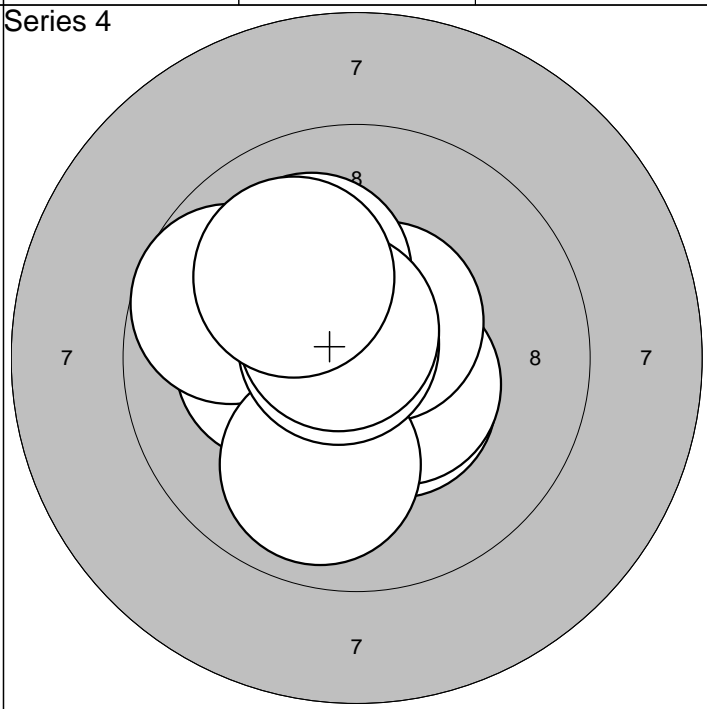
1:10,5* →	6: 9,9 →	Serie	97,0
2:10,4* ↓	7:10,2* ↗		
3: 9,0 ↗	8:10,1 ↑	Sum	97,0
4:10,3* ←	9:10,4* ↗		
5:10,1 ↖	10: 9,2 ↗		



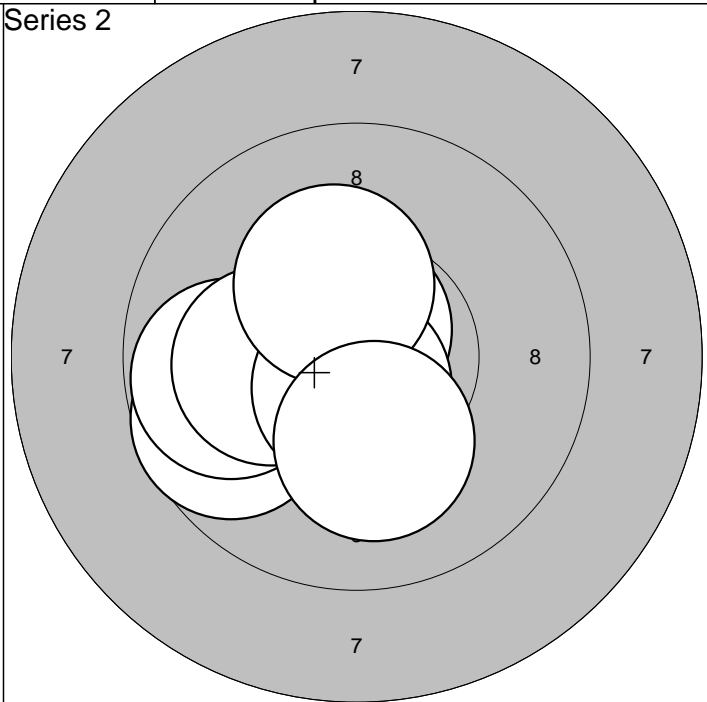
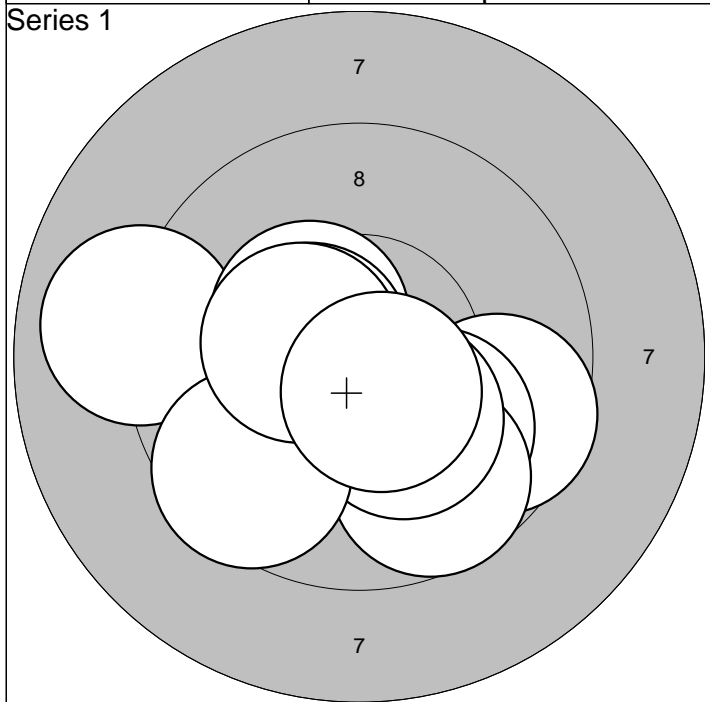
1:10,7* ↘	6:10,4* ↖	Serie	98,0
2:10,3* ↗	7:10,8* →		
3:10,5* →	8:10,7* ↑	Sum	195,0
4:10,0 →	9: 9,6 ←		
5: 9,9 ↑	10:10,4* ↖		



1:10,4* ↓	6:10,2* ↑	Serie	100,0
2:10,7* ↓	7:10,6* ↗		
3:10,3* ↓	8:10,4* →	Sum	295,0
4:10,4* ↓	9:10,5* ↑		
5:10,5* ↖	10:10,5* ↖		

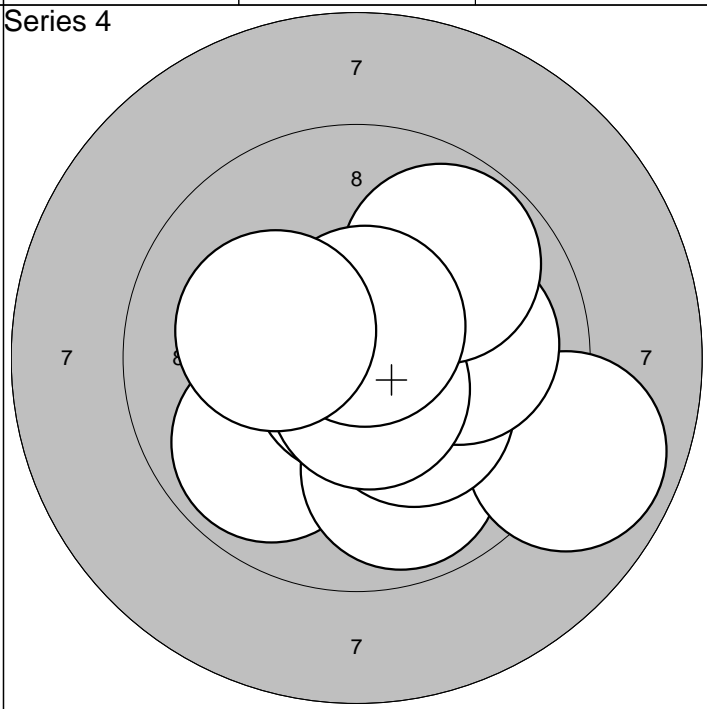
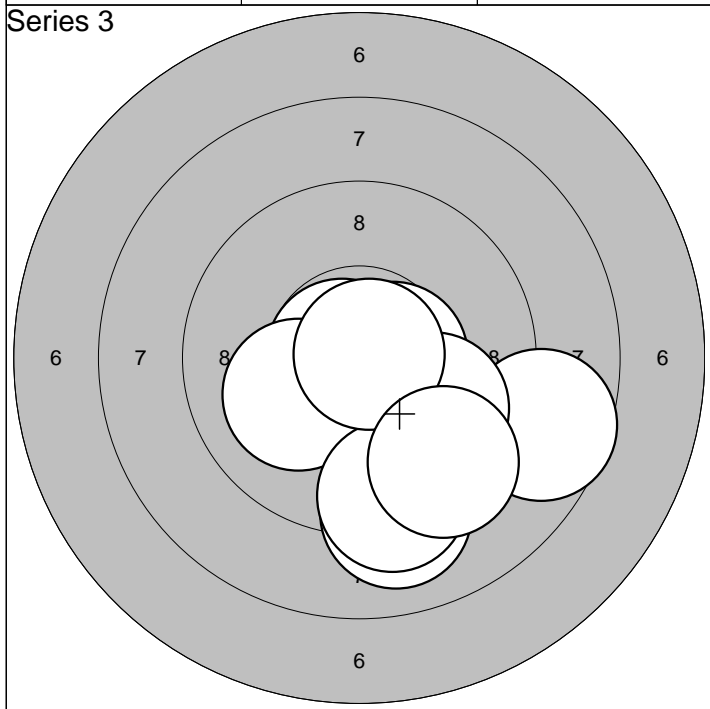


1:10,2* ←	6: 9,9 ↓	Serie	98,0
2: 9,7 ↖	7:10,1 ↗		
3:10,4* ↓	8:10,7* ↗	Sum	393,0
4:10,5* ↓	9:10,6* ↗		
5:10,5* ↗	10:10,0 ↗		



1: 9,6 ↘	6:10,4* ↖	Serie	96,0
2:10,0 ↘	7:10,5* ←		
3: 9,7 ↘	8: 9,6 ↘	Sum	96,0
4: 9,0 ←	9:10,4* ←		
5:10,3* ↘	10:10,6* ↘		

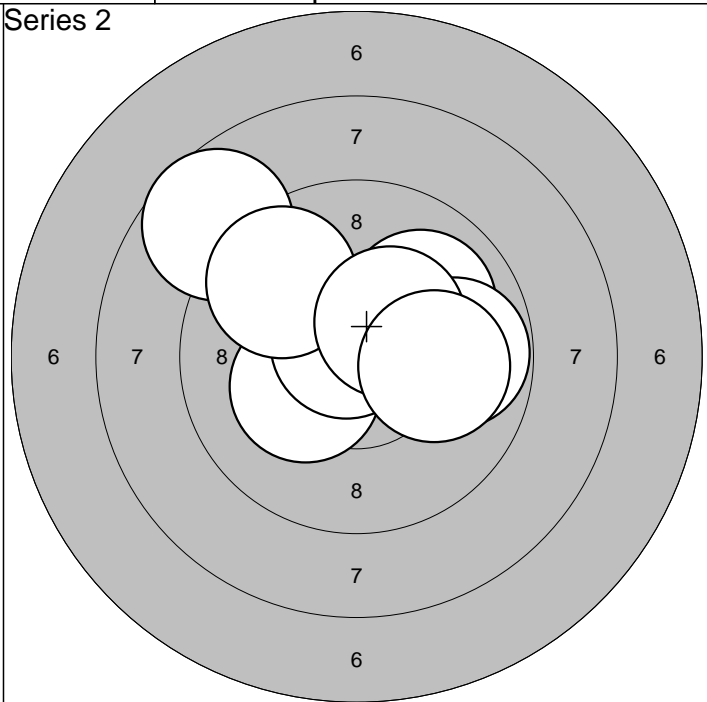
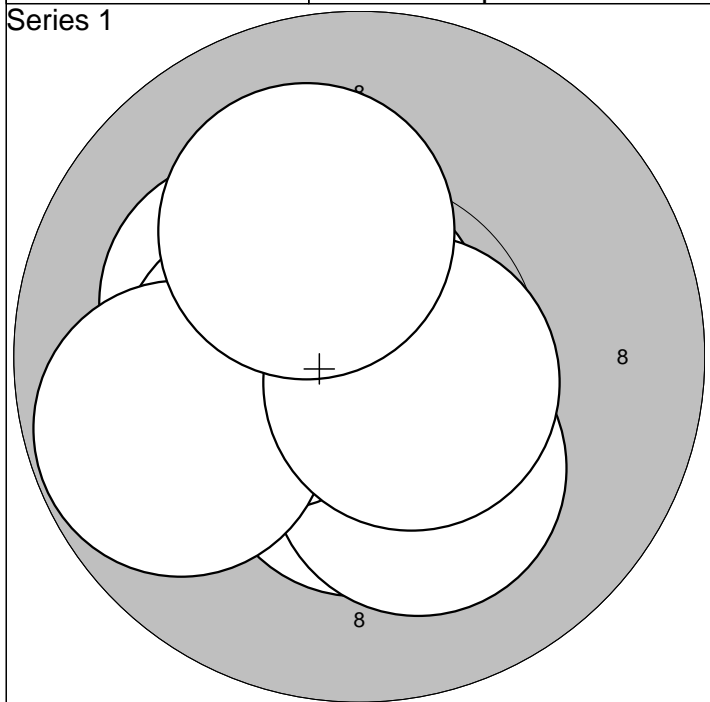
1:10,8* ↖	6: 9,8 ←	Serie	98,0
2:10,7* ↑	7:10,2* ←		
3:10,4* ↓	8:10,7* ↓	Sum	194,0
4: 9,7 ←	9:10,3* ↑		
5:10,3* ←	10:10,2* ↓		



1:10,8* ←	6:10,5* →	Serie	94,0
2:10,5* ↘	7: 9,9 ↘		
3: 8,6 ↘	8: 9,3 ↘	Sum	288,0
4: 9,1 ↓	9:10,8* →		
5:10,1 ←	10: 9,4 ↘		

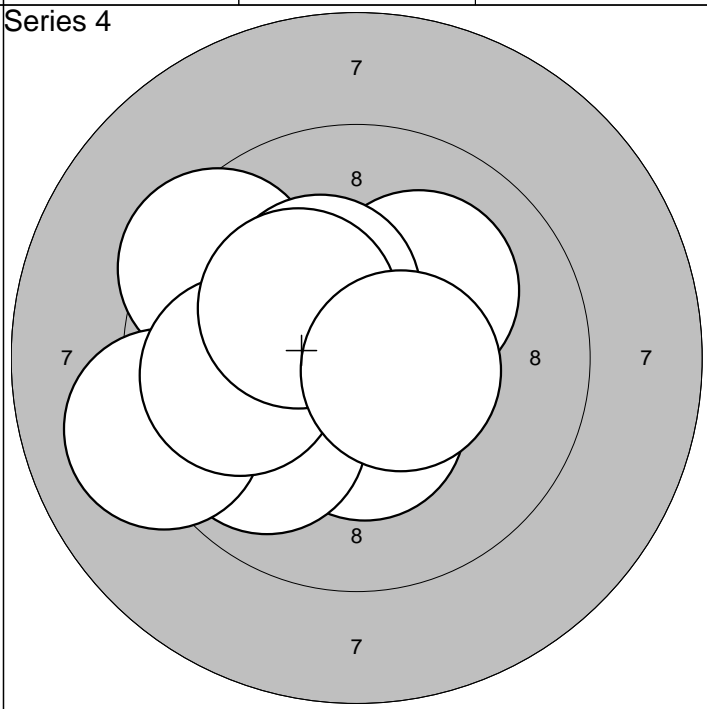
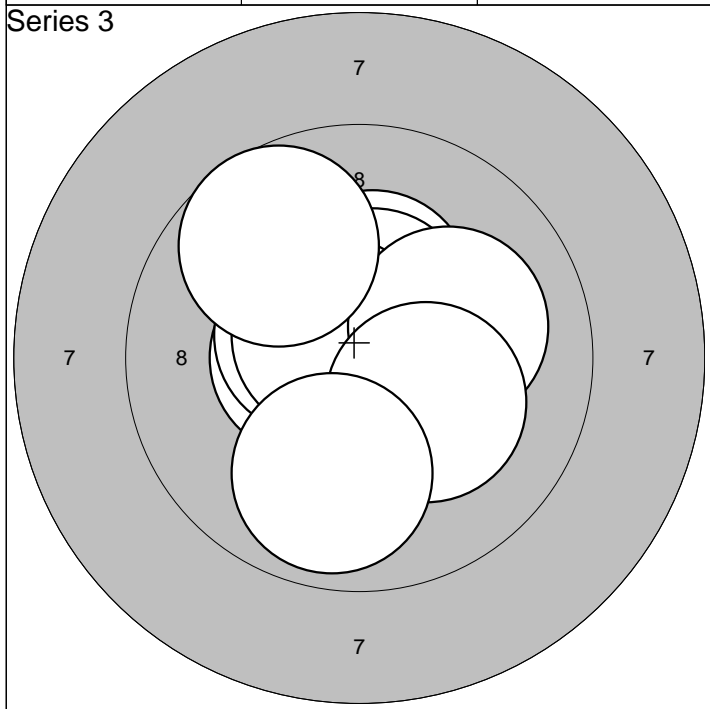
1: 9,9 ↘	6:10,0 →	Serie	95,0
2: 9,9 ↘	7:10,6* ↓		
3: 8,9 ↘	8: 9,8 ↗	Sum	383,0
4:10,8* ↓	9:10,7* ↑		
5:10,3* ↘	10:10,2* ←		





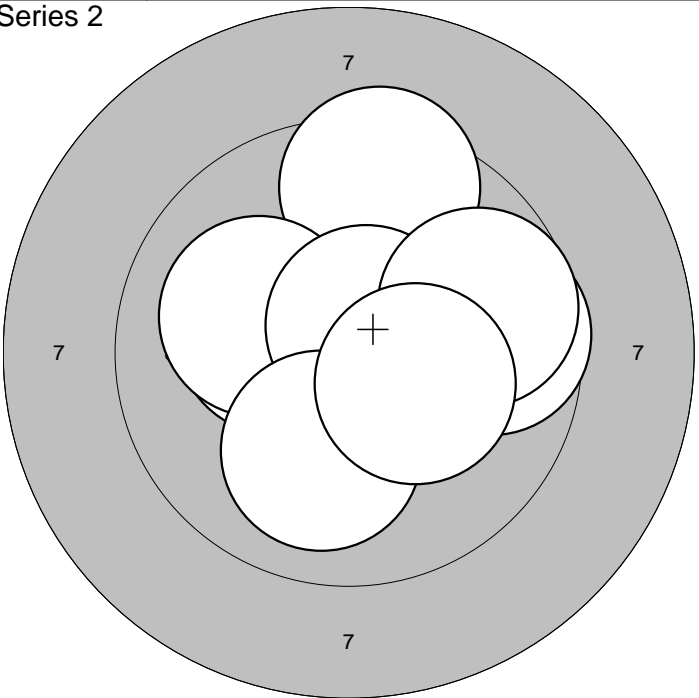
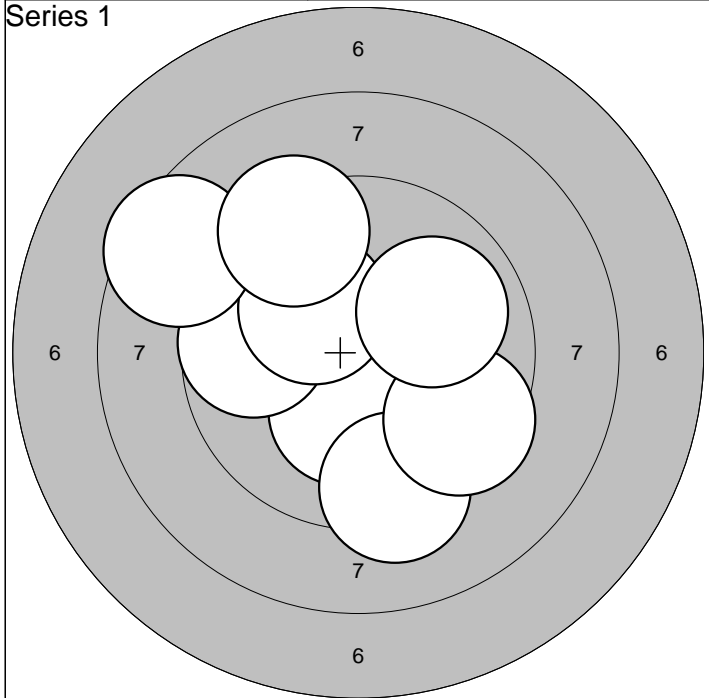
1:10,7* ↙	6:10,2* ↓	Serie	99,0
2:10,7* ↗	7:10,4* ←		
3:10,4* ↓	8: 9,8 ←	Sum	99,0
4:10,2* ↖	9:10,6* ↘		
5:10,8* ←	10:10,1 ↗		

1:10,4* →	6:10,8* ↗	Serie	96,0
2:10,2* ↖	7: 8,7 ↗		
3:10,2* →	8: 9,7 ↗	Sum	195,0
4:10,0 ↗	9:10,4* ↗		
5: 9,8 →	10:10,0 →		



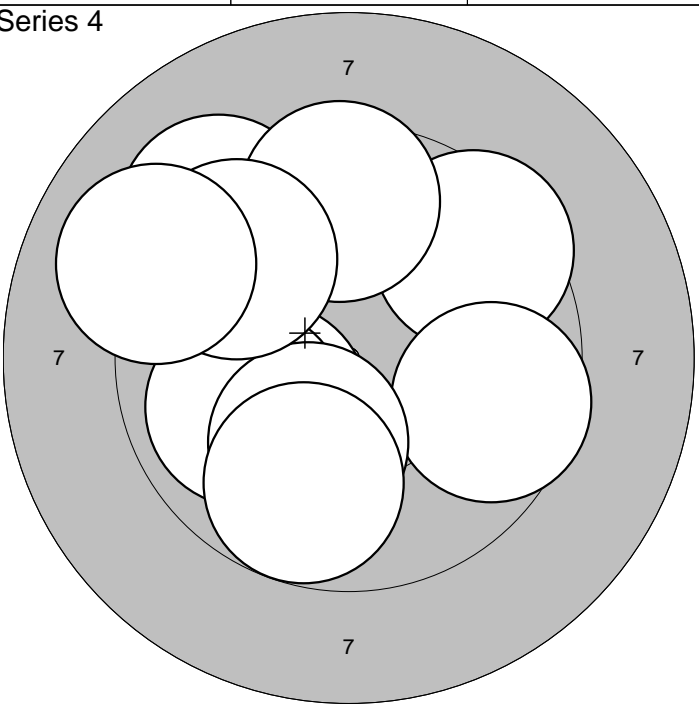
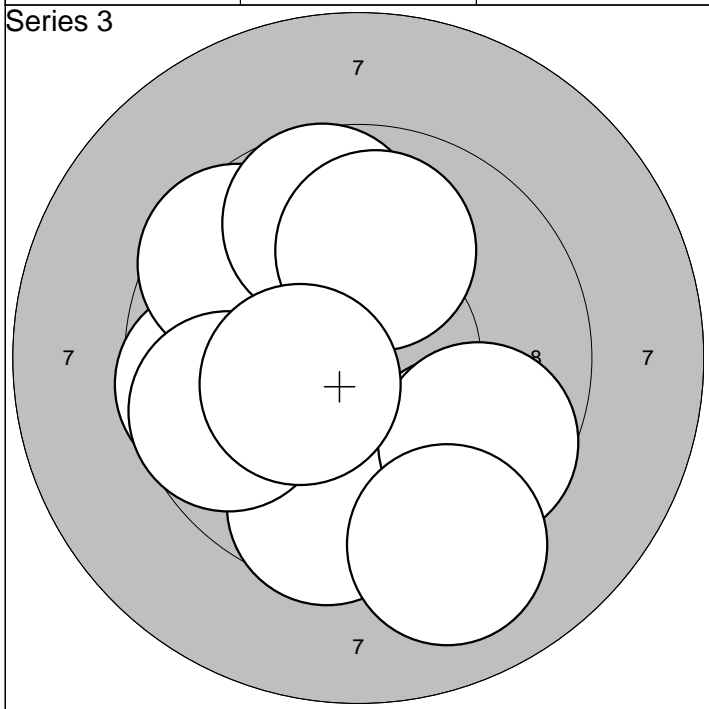
1:10,8* ↗	6:10,6* ↗	Serie	98,0
2:10,3* ↑	7:10,1 →		
3:10,5* ←	8: 9,7 ↗	Sum	293,0
4:10,5* ↑	9:10,2* ↘		
5:10,5* ↖	10: 9,9 ↓		

1:10,4* ↓	6: 9,1 ←	Serie	96,0
2:10,1 ↗	7:10,3* ↗		
3: 9,5 ↖	8: 9,9 ←	Sum	389,0
4:10,3* ↗	9:10,3* ↗		
5: 9,9 ↖	10:10,5* →		



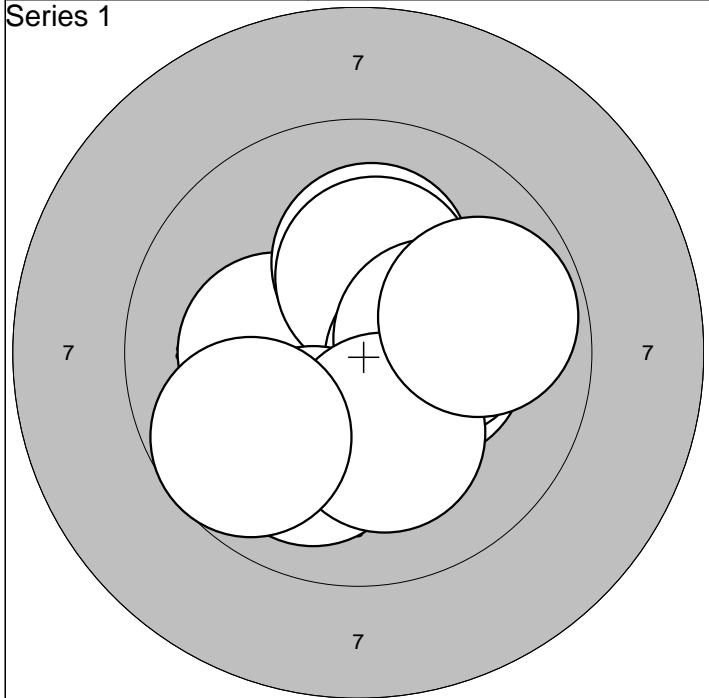
1:10,3* ↓	6: 8,5 ↖		Serie	93,0
2:10,8* ↓	7: 9,3 ↗			
3:10,2* ↓	8: 9,3 ↓		Sum	93,0
4: 9,7 ←	9: 9,5 ↘			
5:10,2* ↗	10: 9,9 ↗			

1:10,2* ↗	6:10,1 ↖		Serie	97,0
2: 9,7 →	7:10,7* ↗			
3: 9,4 ↑	8: 9,7 →		Sum	190,0
4:10,7* ↓	9:10,1 ↓			
5:10,3* ←	10:10,3* →			

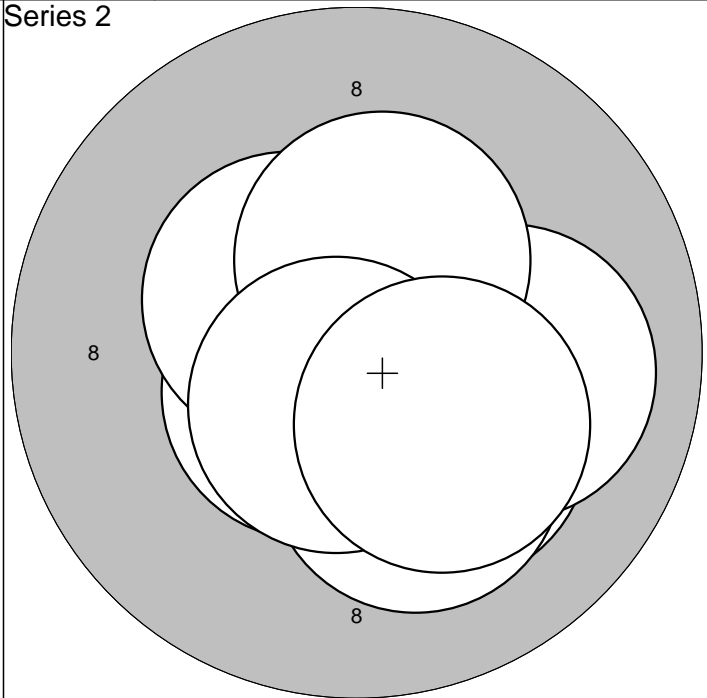


1: 9,7 ←	6: 9,6 ↓		Serie	92,0
2: 9,7 ↓	7: 9,1 ↓			
3: 9,6 ↗	8: 9,7 ←		Sum	282,0
4: 9,7 ↑	9:10,0 ↑			
5: 9,6 ↓	10:10,4* ←			

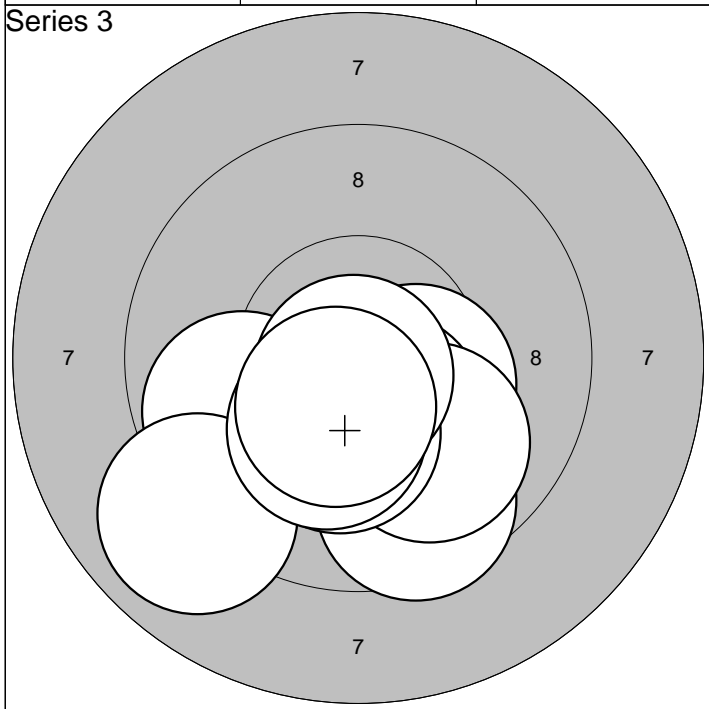
1:10,1 ←	6: 9,6 →		Serie	92,0
2: 9,5 ↗	7:10,1 ↓			
3: 9,2 ↖	8: 9,6 ↖		Sum	374,0
4: 9,9 ←	9: 9,0 ↖			
5: 9,5 ↑	10: 9,7 ↓			



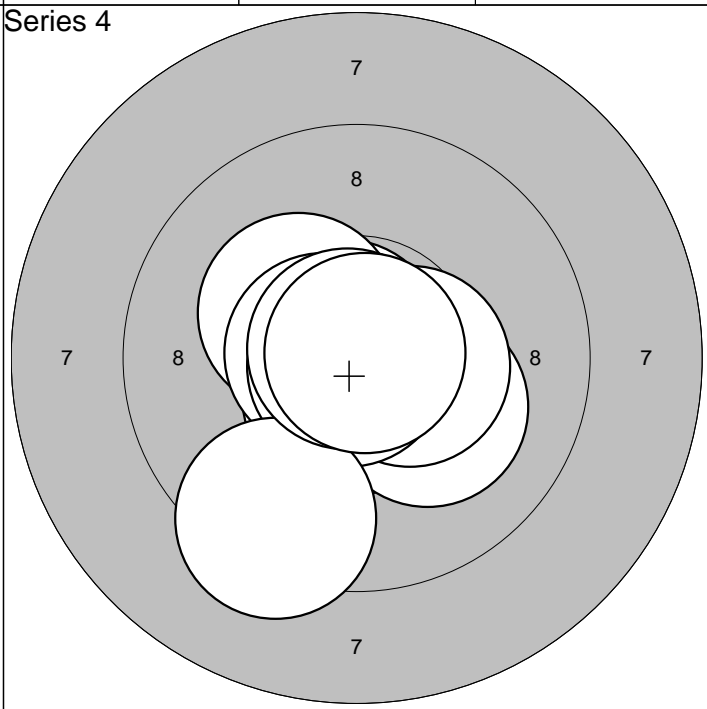
1:10,7* ←	6:10,0 ↓	Serie	98,0
2:10,2* ←	7:10,3* →		
3:10,1 ↑	8:10,2* ↓	Sum	98,0
4:10,3* ↑	9: 9,7 ←		
5:10,3* →	10: 9,8 →		



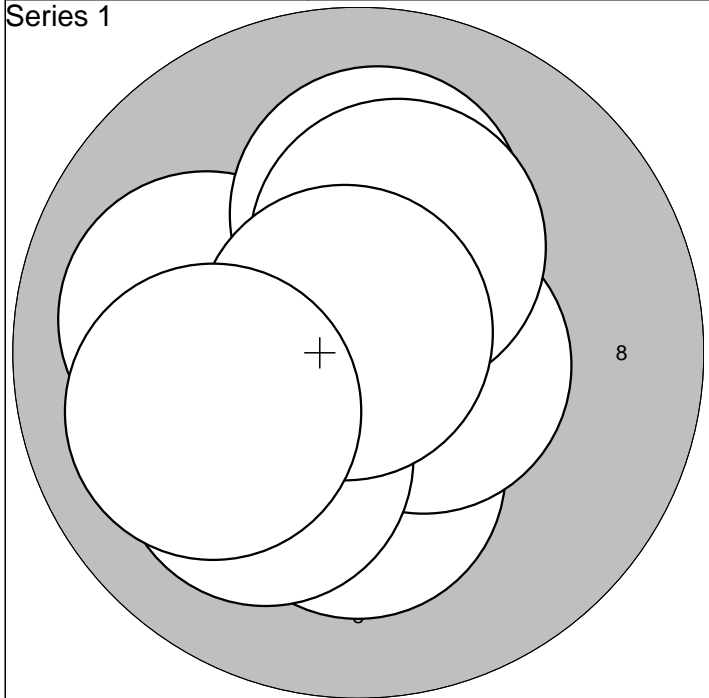
1:10,5* ↗	6:10,2* ↓	Serie	100,0
2:10,7* →	7:10,4* ↗		
3:10,2* ↓	8:10,4* ↑	Sum	198,0
4:10,6* ↙	9:10,6* ↓		
5:10,0 →	10:10,3* ↓		



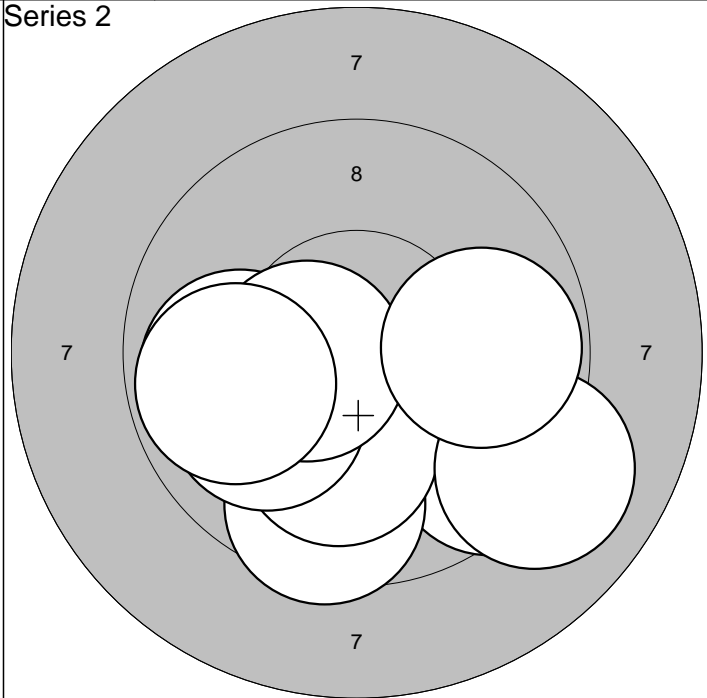
1: 9,8 ←	6:10,3* ↓	Serie	96,0
2:10,4* →	7:10,8* ↓		
3:10,4* ↓	8: 8,9 ←	Sum	294,0
4: 9,6 ↓	9:10,3* ↓		
5:10,0 ↓	10:10,5* ↓		



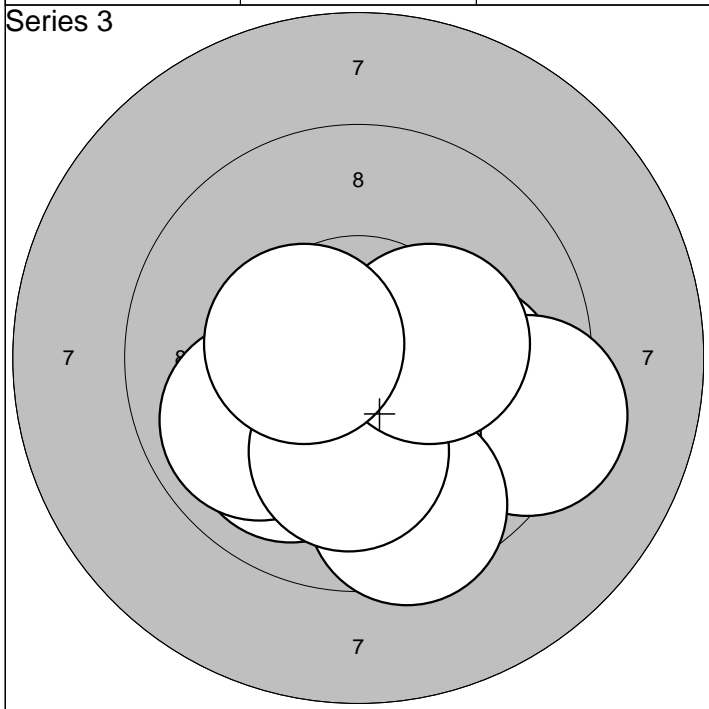
1:10,6* ↓	6:10,7* ←	Serie	99,0
2:10,8* ↗	7:10,8* ↙		
3:10,2* ↓	8: 9,4 ↓	Sum	393,0
4:10,5* →	9:10,8* ↗		
5:10,3* ↗	10:10,9* →		



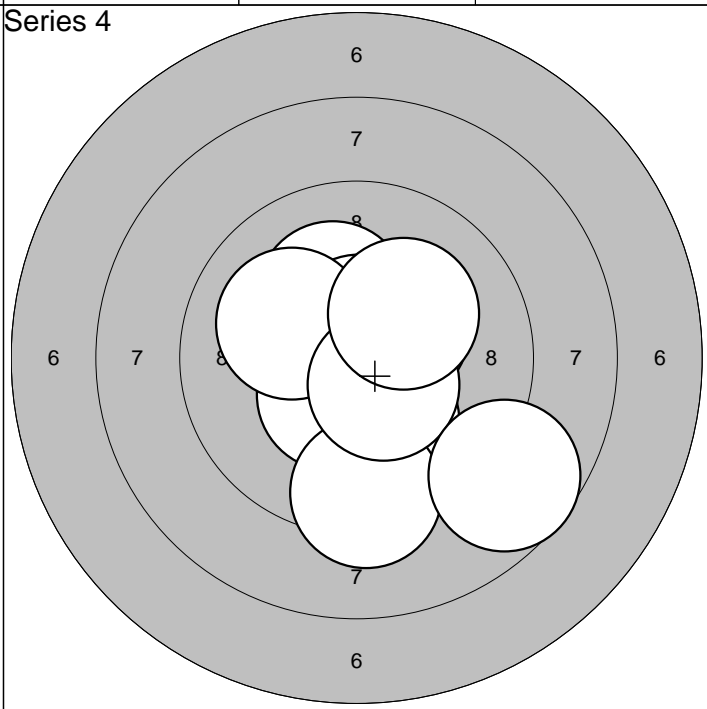
1:10,5* ↗	6:10,5* →	Serie	100,0
2:10,1 ↖	7:10,1 ↘		
3:10,2* ↓	8:10,3* ↗	Sum	100,0
4:10,0 ↖	9:10,8* ↗		
5:10,1 ↗	10:10,0 ↖		



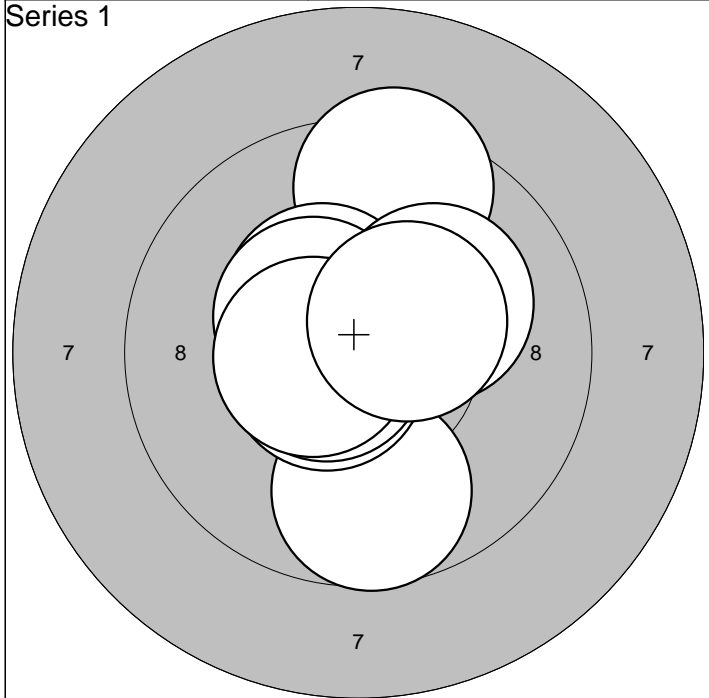
1: 9,4 ↘	6: 9,9 ↖	Serie	94,0
2:10,4* ↓	7:10,5* ↖		
3: 9,6 ↓	8: 9,8 ↖	Sum	194,0
4:10,1 ↓	9: 9,0 ↘		
5:10,0 ↖	10: 9,8 →		



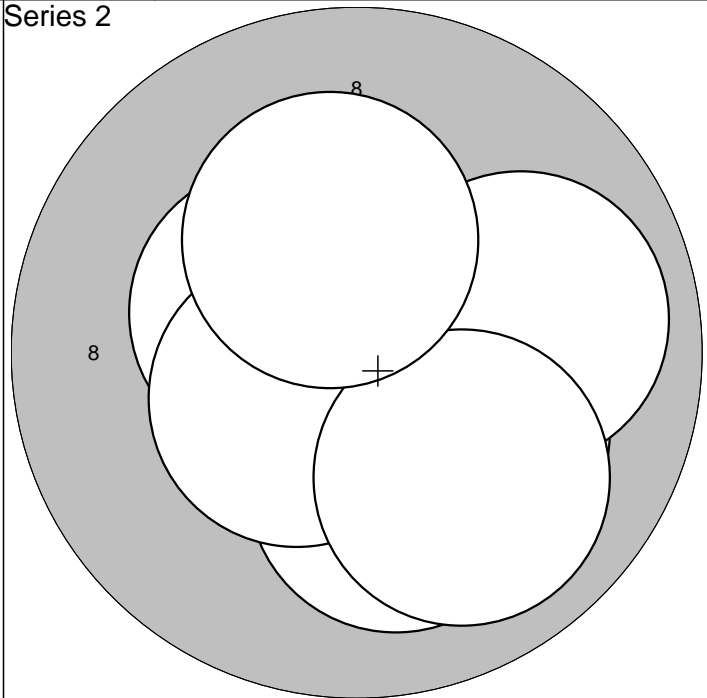
1:10,0 →	6:10,2* ↓	Serie	97,0
2:10,0 ↘	7: 9,6 ↓		
3:10,5* ↓	8:10,1 ↓	Sum	291,0
4: 9,3 →	9:10,3* →		
5: 9,9 ↖	10:10,5* ↖		



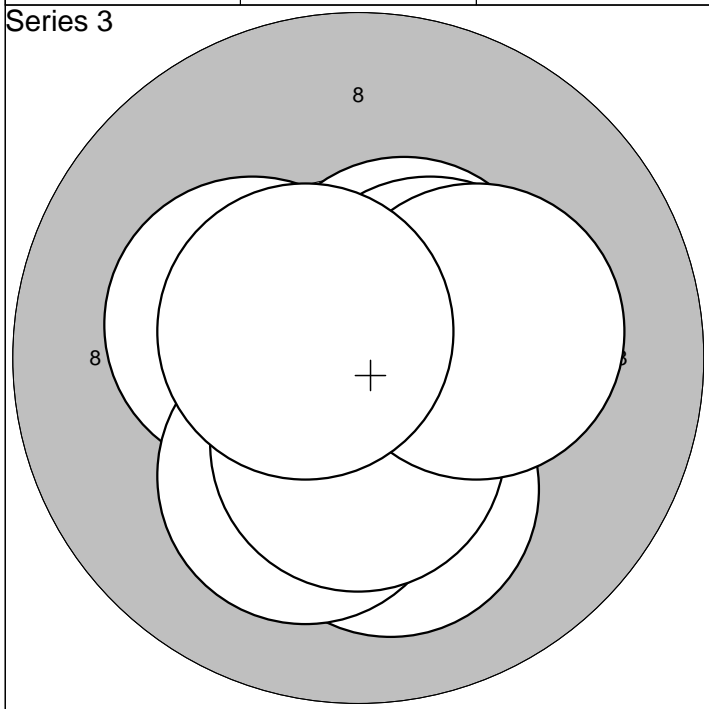
1:10,1 ↓	6:10,6* ↗	Serie	97,0
2:10,4* ↘	7:10,1 ↖		
3: 9,3 ↓	8:10,5* ↘	Sum	388,0
4:10,2* ↗	9:10,2* ↗		
5:10,4* ↗	10: 8,7 ↘		



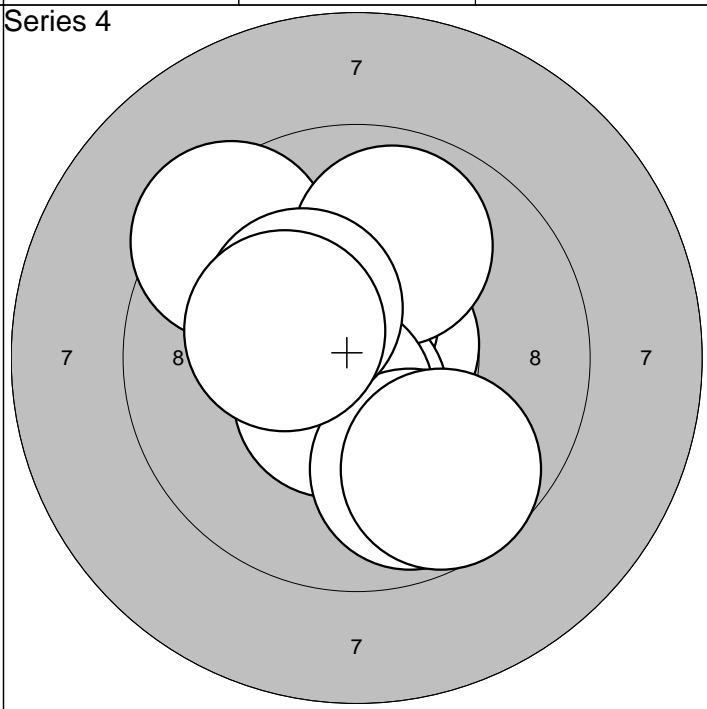
1: 9,4    ↗	6:10,6*    ↙			Serie	98,0
2:10,4*    ↘	7:10,4*    ↖				
3:10,6*    ↖	8:10,6*    ←	Sum	98,0		
4:10,1    ↗	9:10,5*    ←				
5: 9,7    ↓	10:10,4*    ↗				



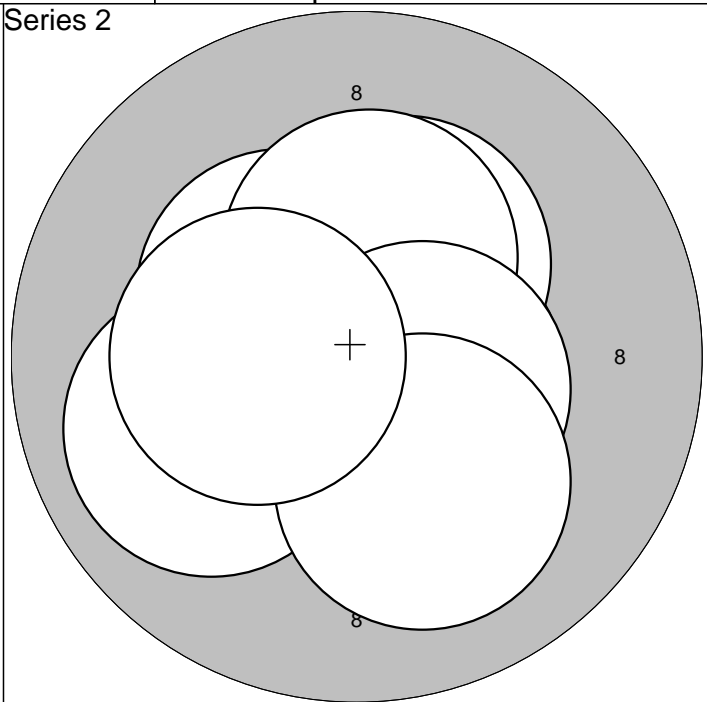
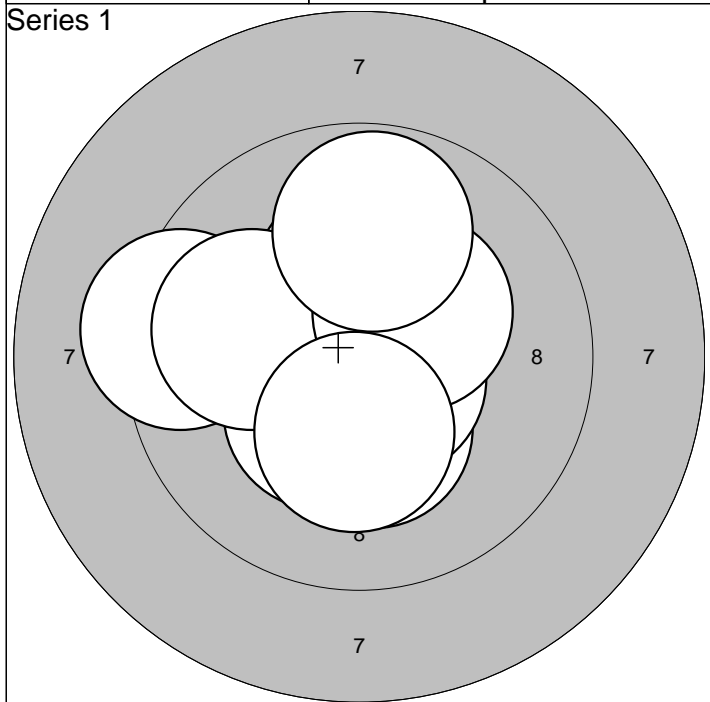
1:10,2*    ↘	6: 9,9    →			Serie	99,0
2:10,6*    ←	7:10,4*    ↖				
3:10,9*    ↘	8:10,5*    ↙	Sum	197,0		
4:10,1    ↓	9:10,0    ↘				
5:10,8*    ↗	10:10,3*    ↗				



1:10,8*    →	6:10,5*    ↗			Serie	100,0
2:10,7*    ↘	7:10,5*    →				
3:10,1    ↓	8:10,4*    ↓	Sum	297,0		
4:10,3*    ←	9:10,2*    →				
5:10,1    ↓	10:10,6*    ↖				

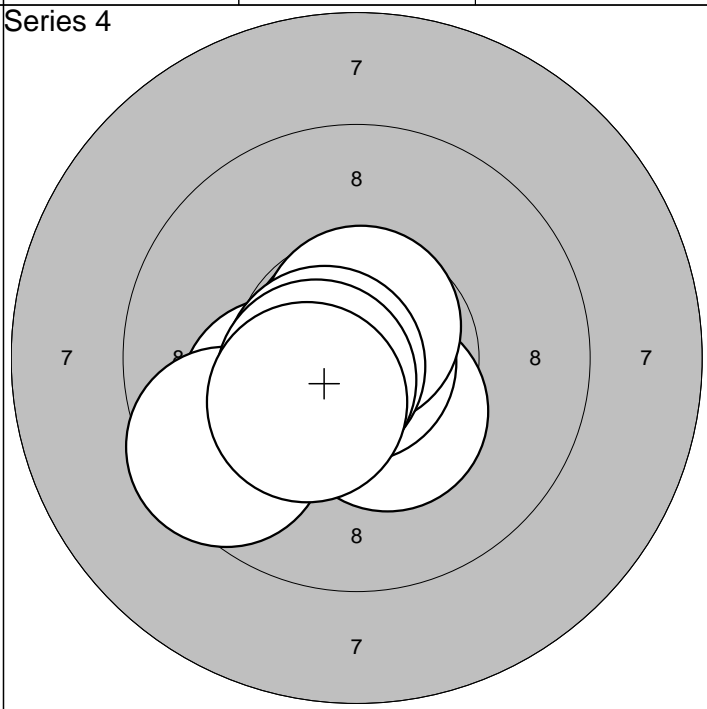
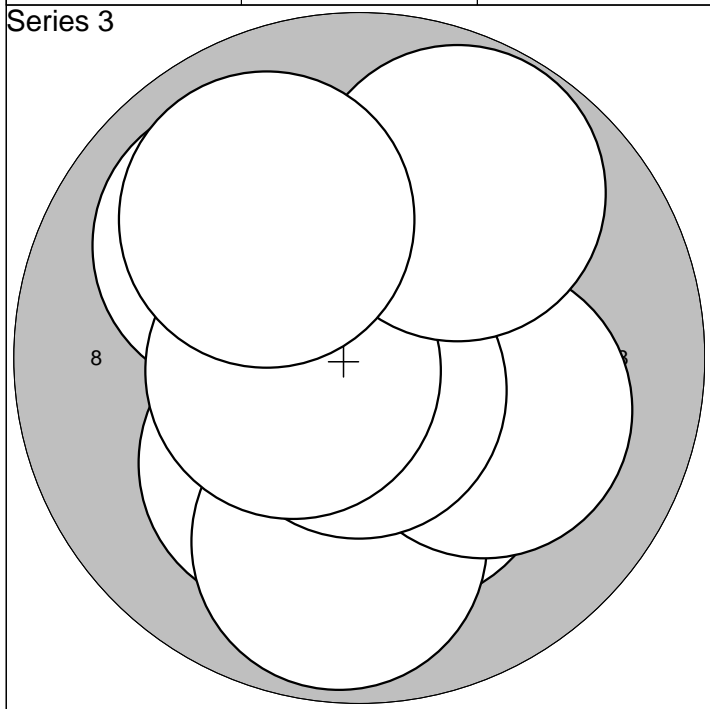


1:10,7*    ↗	6:10,6*    ↙			Serie	96,0
2: 9,4    ↖	7: 9,9    ↓				
3:10,5*    ↗	8: 9,7    ↓	Sum	393,0		
4:10,6*    ↓	9:10,3*    ↗				
5: 9,9    ↗	10:10,3*    ↖				



1: 9,3	←	6:10,3*	↑	Serie	98,0
2:10,7*	↑	7:10,0	←		
3:10,3*	↓	8:10,3*	↗	Sum	98,0
4:10,6*	↘	9: 9,8	↑		
5:10,4*	↙	10:10,3*	↓		

1:10,6*	↑	6:10,4*	↑	Serie	100,0
2:10,5*	↑	7:10,0	←		
3:10,6*	→	8:10,5*	↘	Sum	198,0
4:10,3*	↑	9:10,1	↓		
5:10,4*	↖	10:10,3*	←		



1:10,3*	↓	6: 9,9	↖	Serie	96,0
2:10,2*	↘	7:10,8*	↓		
3:10,5*	↖	8:10,5*	←	Sum	294,0
4: 9,8	↓	9: 9,8	↗		
5:10,1	↗	10: 9,9	↖		

1:10,5*	↘	6: 9,5	↖	Serie	99,0
2:10,8*	↖	7:10,7*	↑		
3:10,4*	↘	8:10,7*	←	Sum	393,0
4:10,9*	↓	9:10,5*	←		
5:10,2*	↖	10:10,4*	↘		

Lag **4** Skive **61**

# Synne Norstegård Tråen

Day 3, Rifle

Oslo Östra MSL

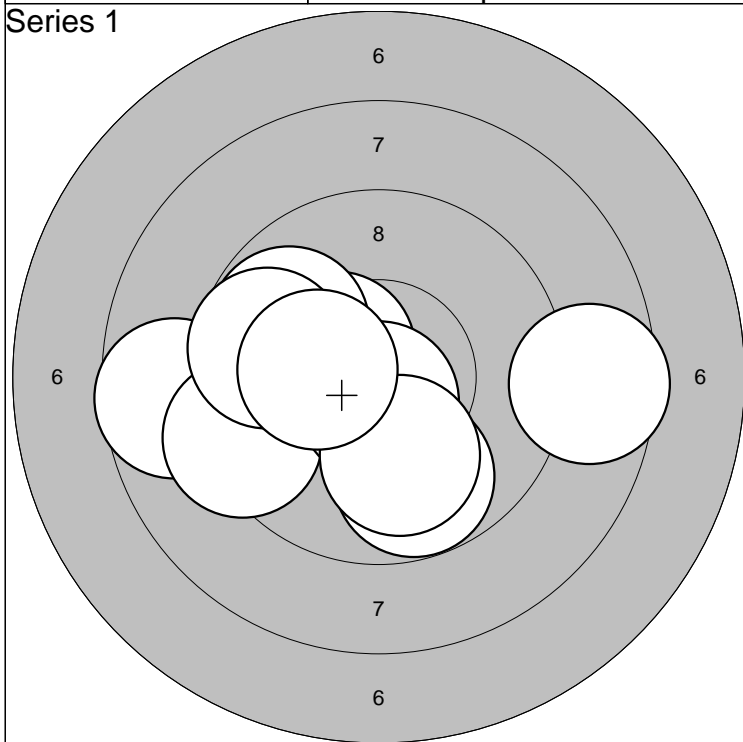
ARW

3-6.1.2010

Swedish Cup 2010

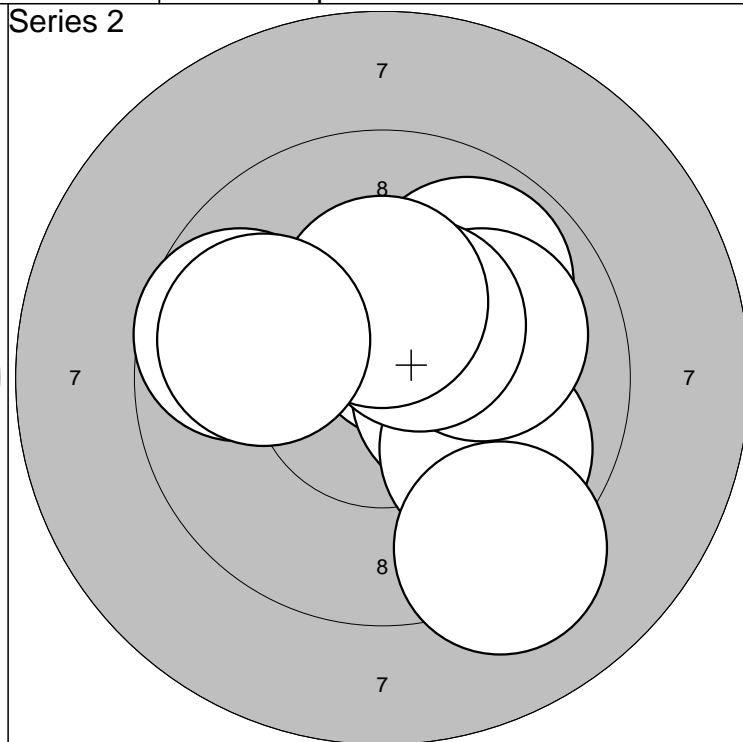
Swedishcup 10

Series 1



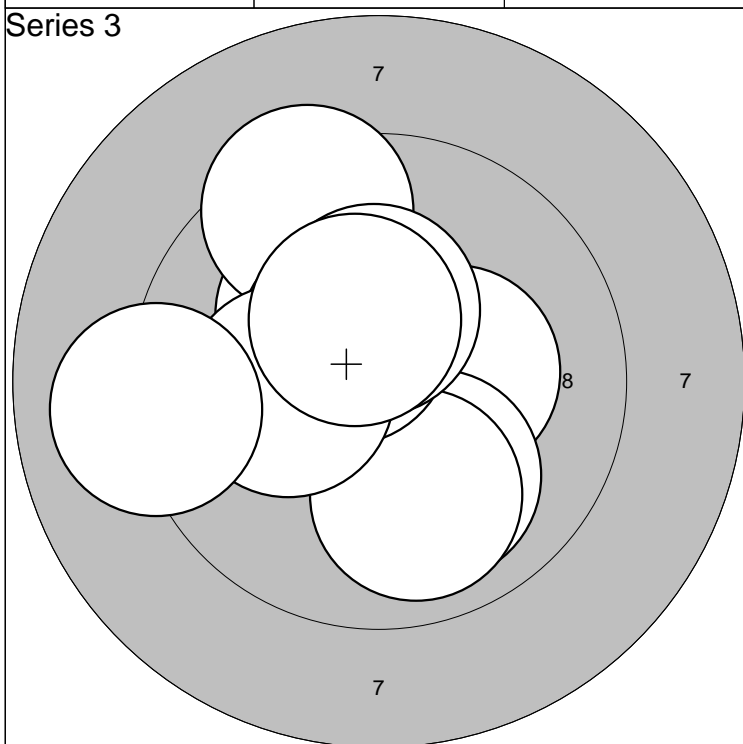
1:10,4*	↖	6: 9,8	↓	Serie	92,0
2: 9,8	↖	7:10,7*	↓		
3: 8,7	←	8: 8,6	→	Sum	92,0
4: 9,3	↙	9:10,0	↓		
5: 9,7	↖	10:10,3*	←		

Series 2



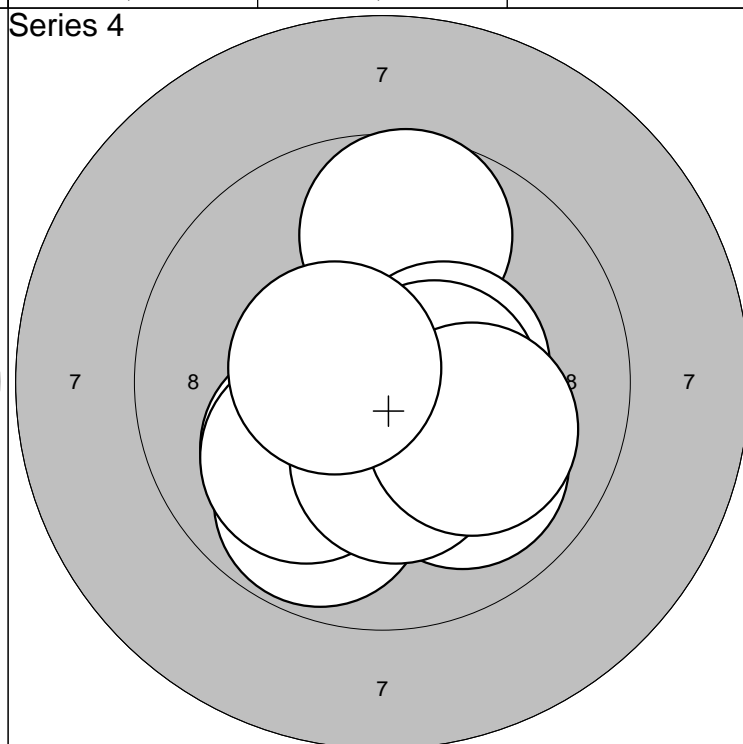
1:10,5*	↗	6:10,0	→	Serie	95,0
2:10,3*	→	7:10,4*	↗		
3: 9,9	↘	8:10,3*	↑	Sum	187,0
4: 9,9	↗	9: 9,2	↓		
5: 9,7	↖	10: 9,9	←		

Series 3



1:10,2*	↗	6:10,5*	↖	Serie	97,0
2:10,3*	→	7:10,2*	←		
3:10,0	↓	8: 9,0	←	Sum	284,0
4: 9,9	↓	9:10,3*	↑		
5: 9,4	↗	10:10,4*	↗		

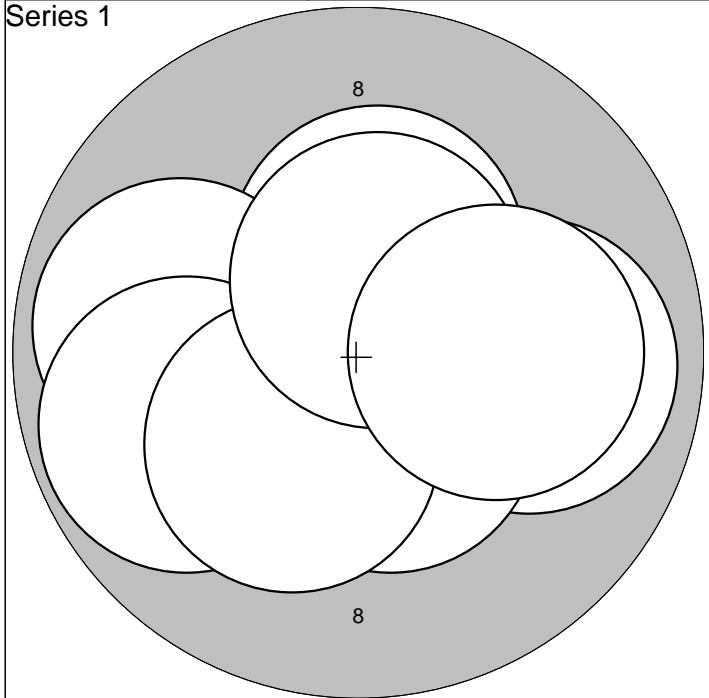
Series 4



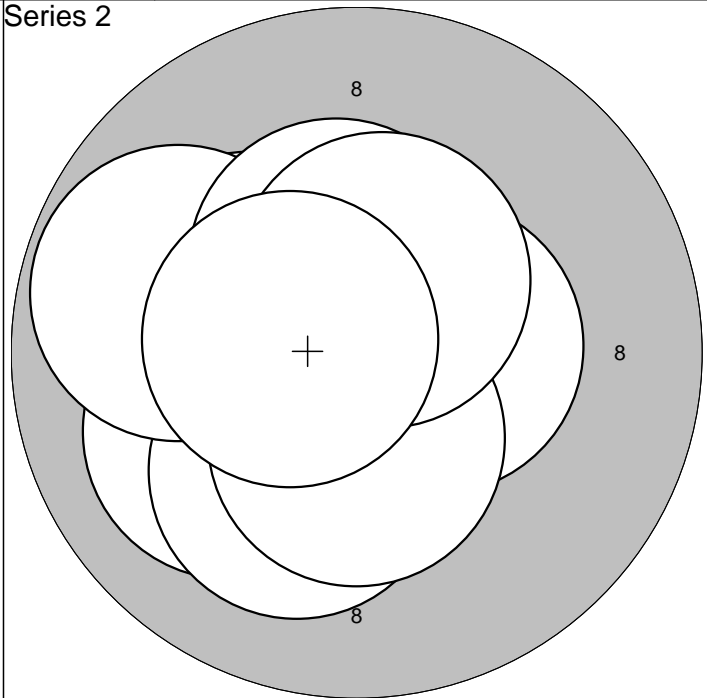
1: 9,7	↑	6:10,1	↖	Serie	98,0
2:10,4*	→	7:10,1	↖		
3:10,0	↓	8:10,3*	↓	Sum	382,0
4: 9,8	↓	9:10,1	→		
5:10,5*	→	10:10,6*	←		

Edman Precision, Morini, Interprodukter

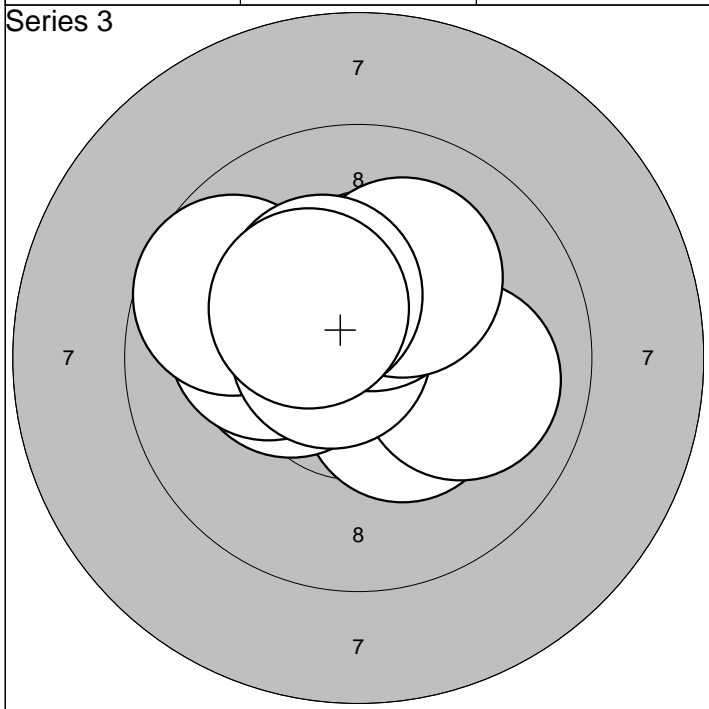
Sävsjö kommun, Sävsjö Skytte Center



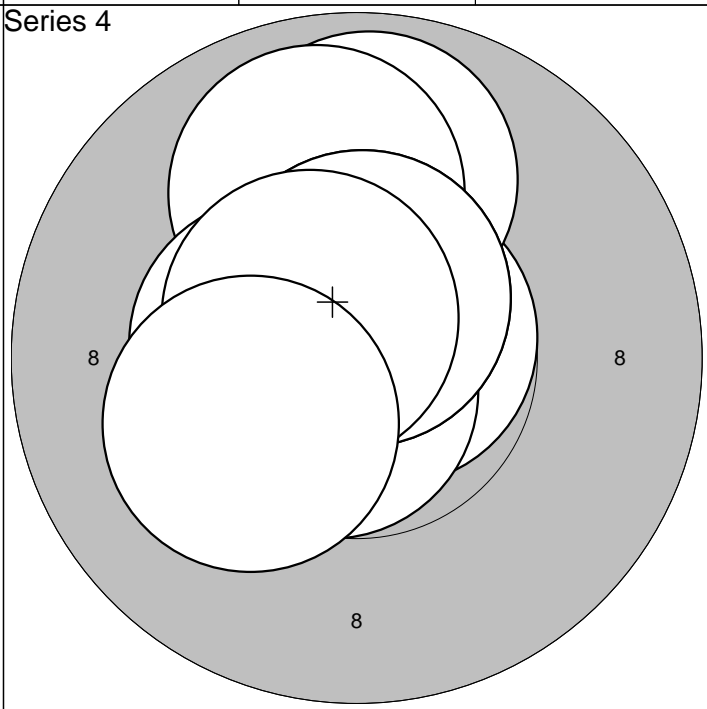
1:10,7* ↓	6: 9,9 ←	Serie 97,0
2: 9,9 →	7: 9,8 ←	
3:10,7* ↑	8:10,3* ↙	Sum 97,0
4:10,3* ↑	9:10,5* ↑	
5:10,5* ↓	10:10,1 →	



1:10,0 ↙	6: 9,8 ←	Serie 99,0
2:10,7* ←	7:10,4* ↓	
3:10,1 ↙	8:10,4* ↑	Sum 196,0
4:10,5* →	9:10,5* ↑	
5:10,2* ↙	10:10,5* ←	

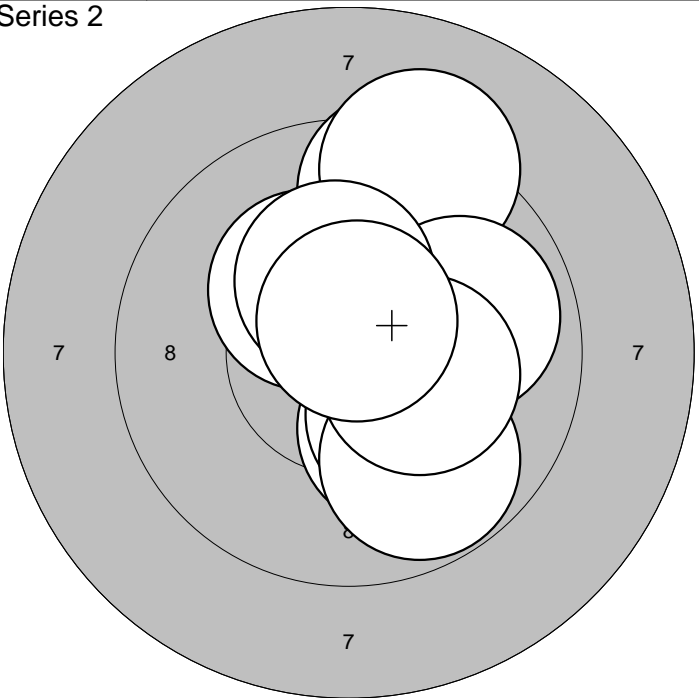
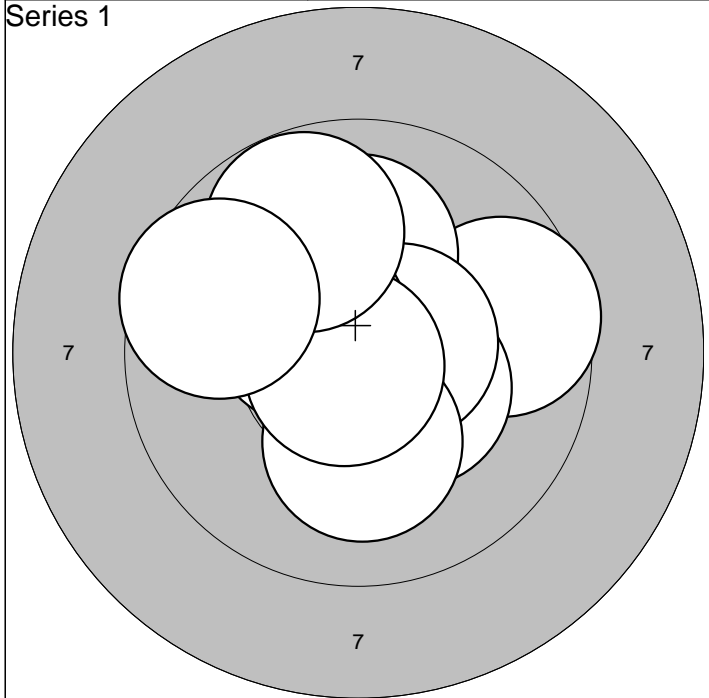


1:10,4* ↓	6:10,7* ←	Serie 99,0
2:10,3* ←	7:10,4* ↑	
3:10,1 ←	8:10,1 ↗	Sum 295,0
4: 9,7 ↖	9:10,3* ↗	
5:10,0 →	10:10,3* ↖	



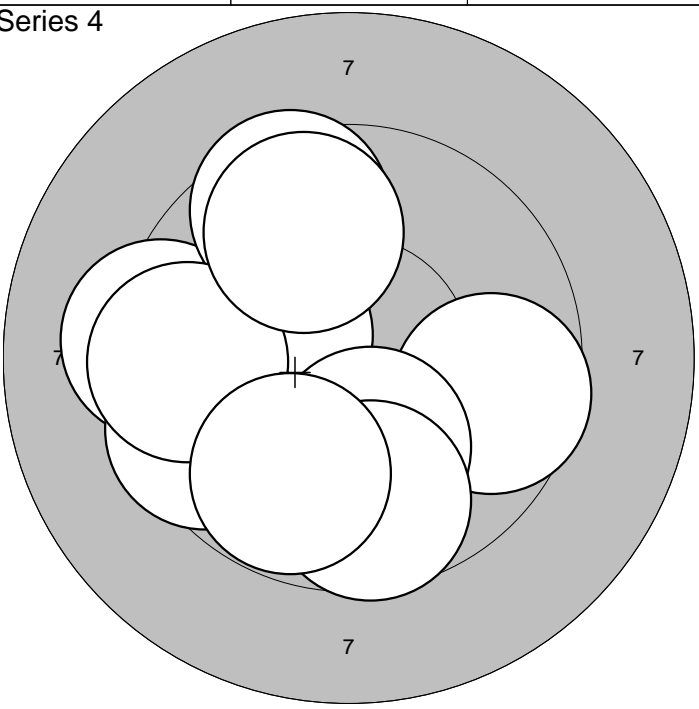
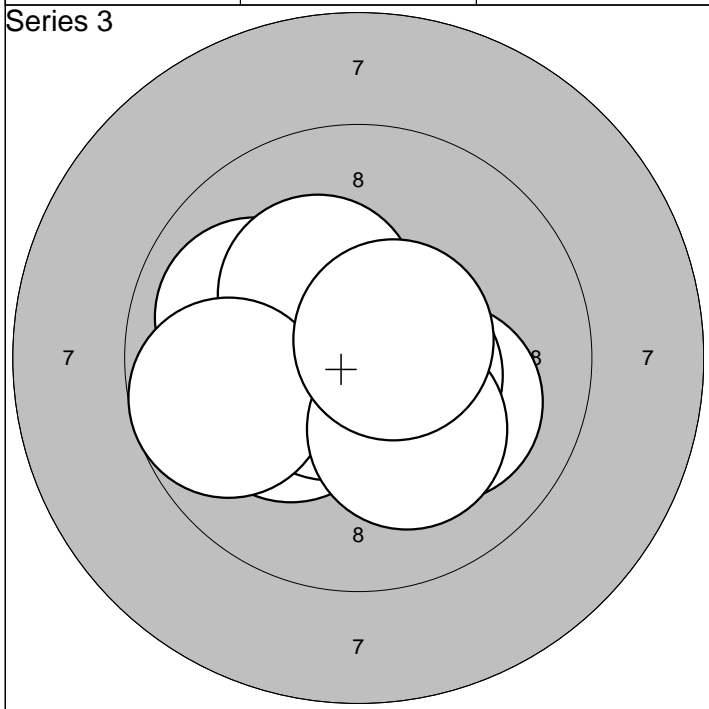
1:10,1 ↑	6:10,6* ↑	Serie 98,0
2:10,7* ↗	7:10,5* ←	
3:10,7* ↙	8:10,6* ↑	Sum 393,0
4: 9,9 ↑	9:10,6* ↖	
5: 9,9 ↑	10:10,2* ↙	





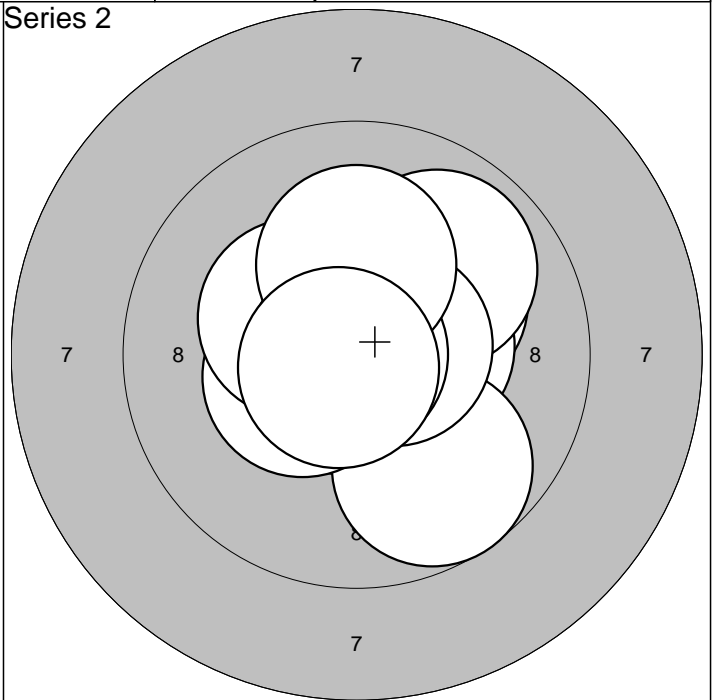
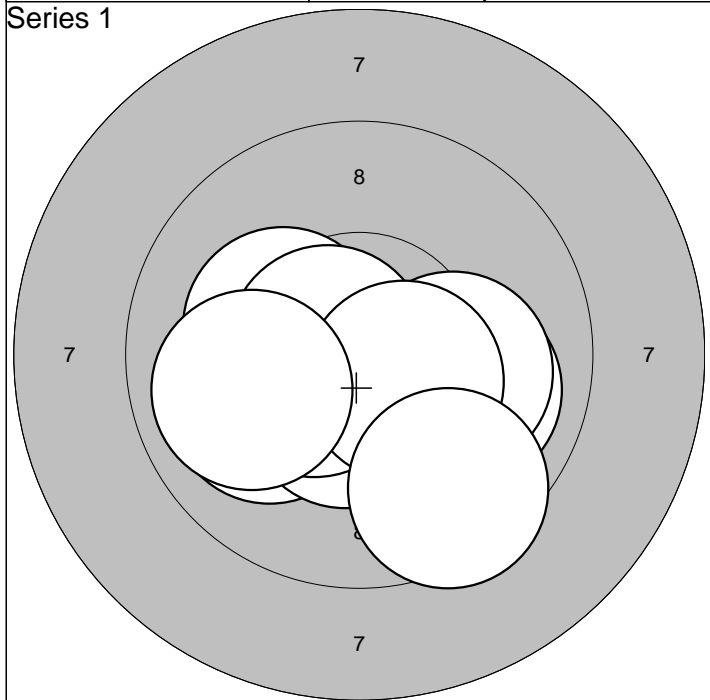
1:10,3* ↑	6:10,5* ↖	Serie 97,0
2: 9,6 →	7:10,2* ↓	
3:10,4* ↘	8:10,8* ↙	Sum 97,0
4:10,1 ↑	9: 9,8 ↑	
5:10,6* →	10: 9,6 ↖	

1:10,3* ↖	6: 9,2 ↑	Serie 96,0
2:10,1 ↘	7: 9,9 →	
3:10,2* ↘	8:10,3* →	Sum 193,0
4: 9,4 ↑	9:10,3* ↑	
5: 9,8 ↘	10:10,6* ↑	



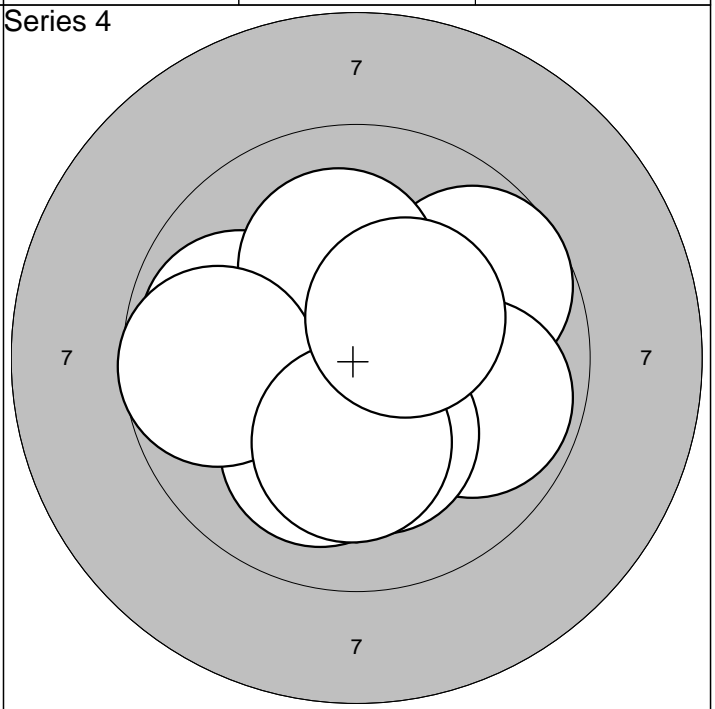
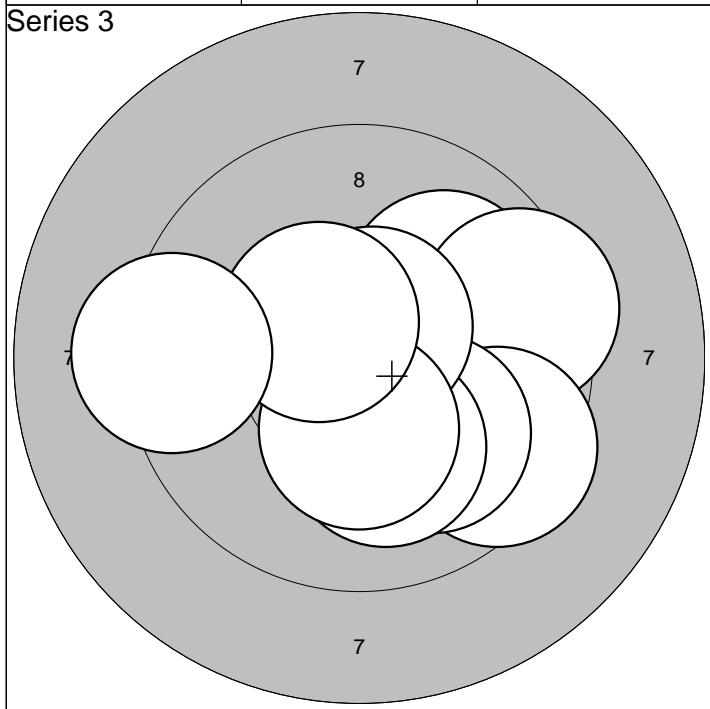
1:10,2* ↙	6:10,3* ↗	Serie 99,0
2:10,1 ↘	7:10,5* →	
3:10,0 ↖	8: 9,7 ↖	Sum 292,0
4:10,7* ↖	9:10,2* ↘	
5:10,6* ↙	10:10,6* →	

1: 9,6 →	6:10,1 ↓	Serie 92,0
2: 9,2 ↖	7: 9,5 ↖	
3:10,3* ↖	8: 9,7 ↓	Sum 384,0
4: 9,5 ↖	9: 9,8 ↘	
5: 9,5 ↑	10: 9,8 ↑	



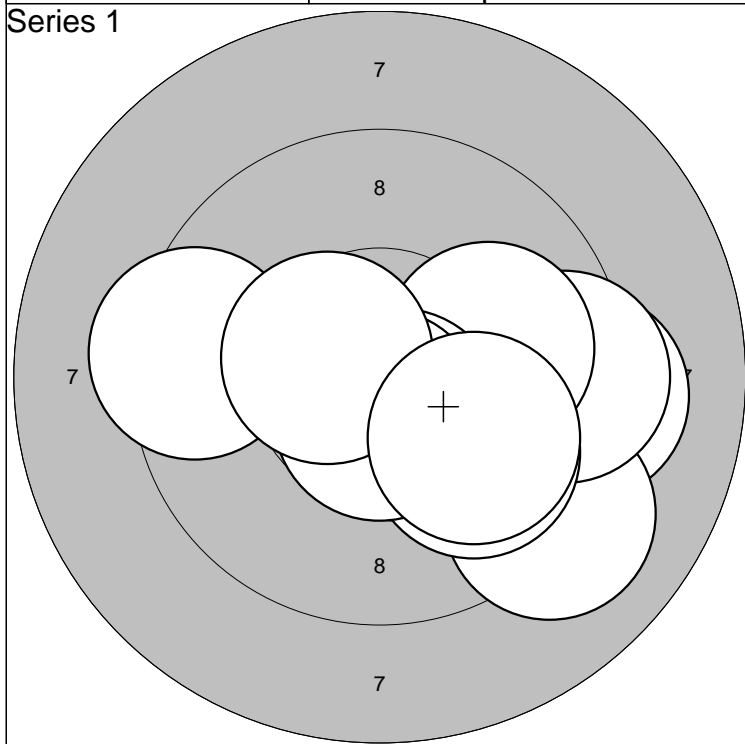
1:10,0 ↙	6:10,6* ↖	Serie	98,0
2:10,0 →	7:10,1 →		
3:10,4* ↓	8:10,5* ↘	Sum	98,0
4:10,5* ↖	9: 9,9 ↖		
5:10,2* ↖	10: 9,5 ↘		

1:10,2* ↗	6:10,6* →	Serie	98,0
2:10,4* →	7:10,3* ↖		
3: 9,7 ↘	8:10,9* ↖	Sum	196,0
4: 9,9 ↗	9:10,1 ↑		
5:10,4* ↖	10:10,8* ↙		

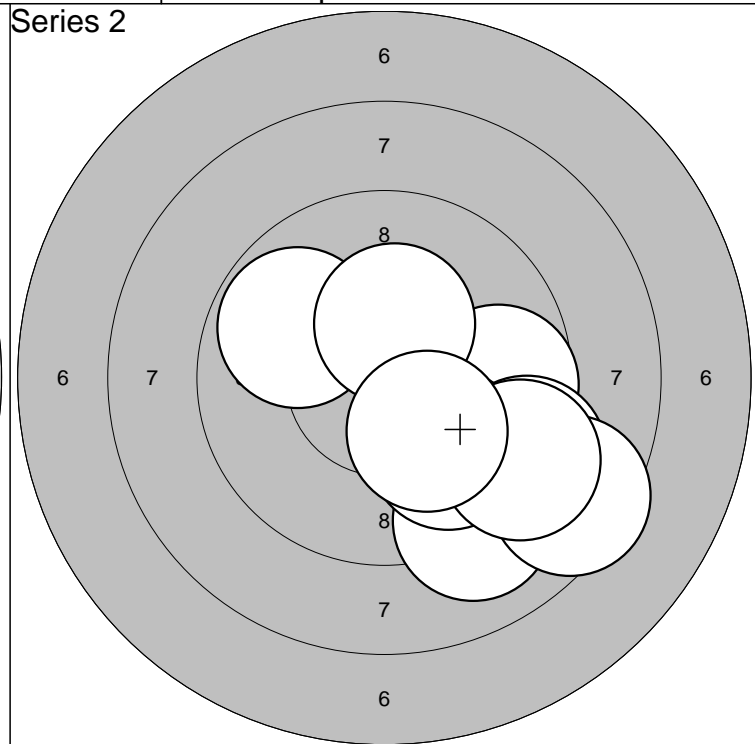


1:10,0 ↗	6:10,1 ↓	Serie	97,0
2:10,3* ↘	7:10,6* ↗		
3: 9,4 →	8:10,3* ↓	Sum	293,0
4: 9,5 ↘	9:10,5* ↗		
5:10,0 ↘	10: 9,3 ↖		

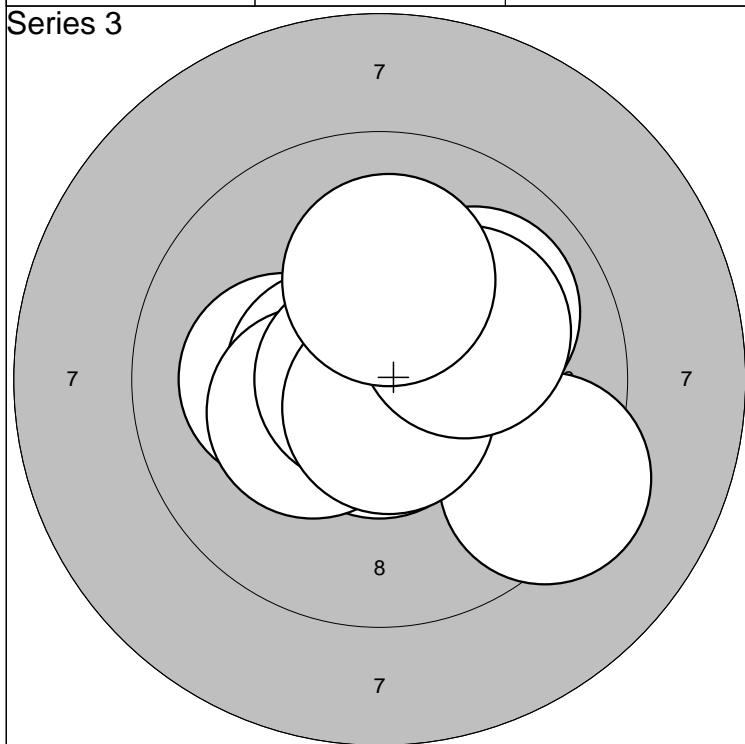
1:10,5* ↖	6:10,2* ↓	Serie	96,0
2: 9,9 ↖	7:10,1 ↑		
3: 9,7 ↗	8: 9,7 ↖	Sum	389,0
4: 9,9 →	9:10,2* ↓		
5:10,1 ↓	10:10,4* ↗		



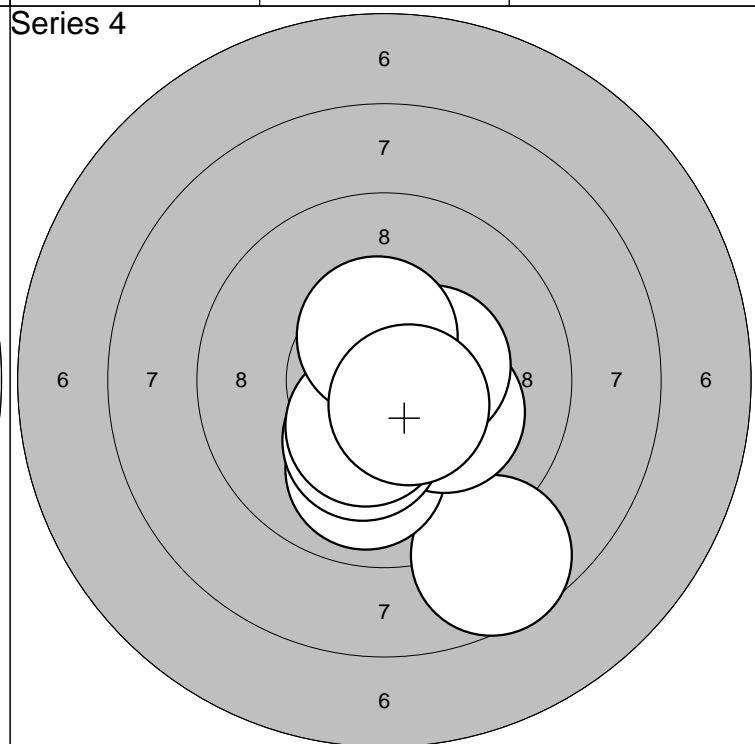
1: 9.2 →	6:10.6* ↓	<b>Series</b>	95.0
2: 9.4 ←	7: 9.9 ↓		
3: 9.1 ↓	8:10.6* ↓	<b>Total</b>	95.0
4: 9.4 →	9:10.5* ↗		
5:10.0 →	10:10.0 ↓		



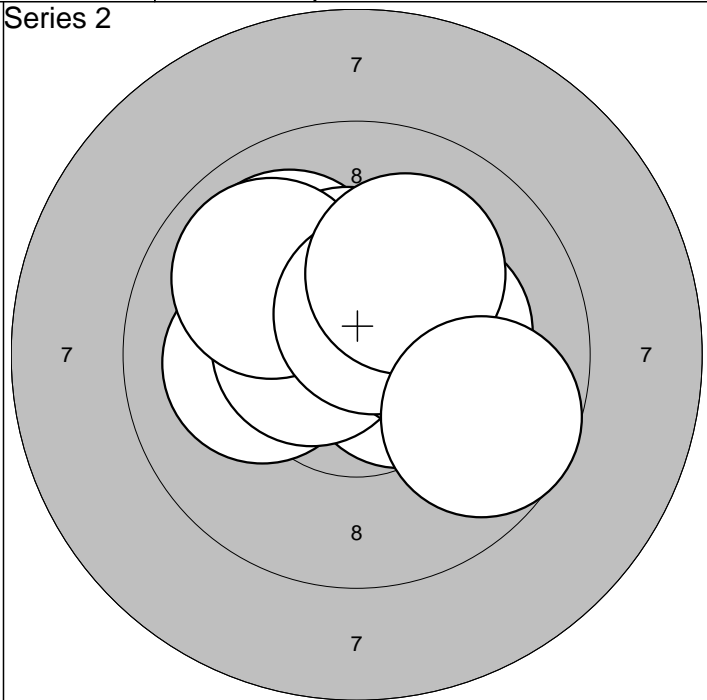
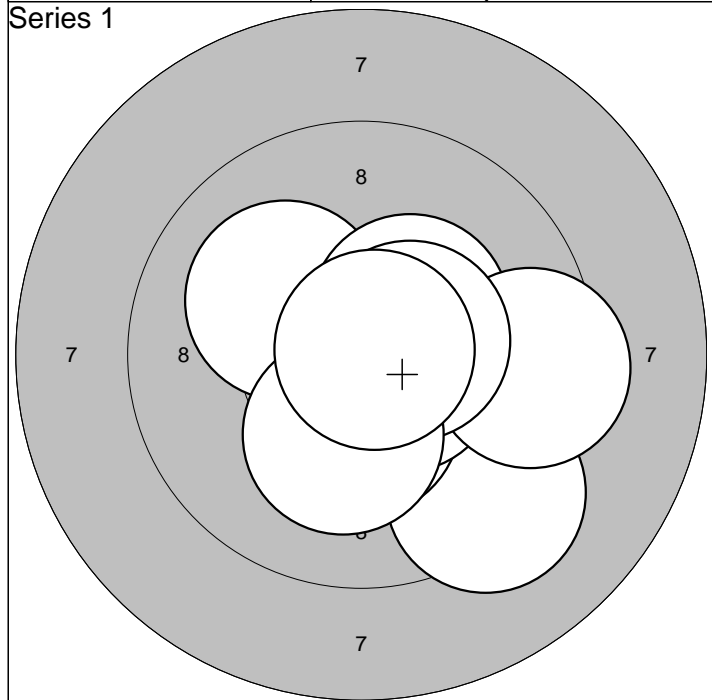
1: 9.1 ↓	6: 9.8 ↗	<b>Series</b>	92.0
2:10.0 ↓	7: 8.5 ↓		
3: 9.7 →	8:10.3* ↑	<b>Total</b>	187.0
4: 9.1 ↓	9: 9.2 ↓		
5: 9.9 ↓	10:10.2* ↓		



1:10.2* ←	6:10.8* ←	<b>Series</b>	99.0
2:10.7* ↓	7:10.0 ↗		
3:10.6* ←	8:10.7* ↓	<b>Total</b>	286.0
4:10.3* ←	9:10.1 ↗		
5: 9.3 ↘	10:10.1 ↑		

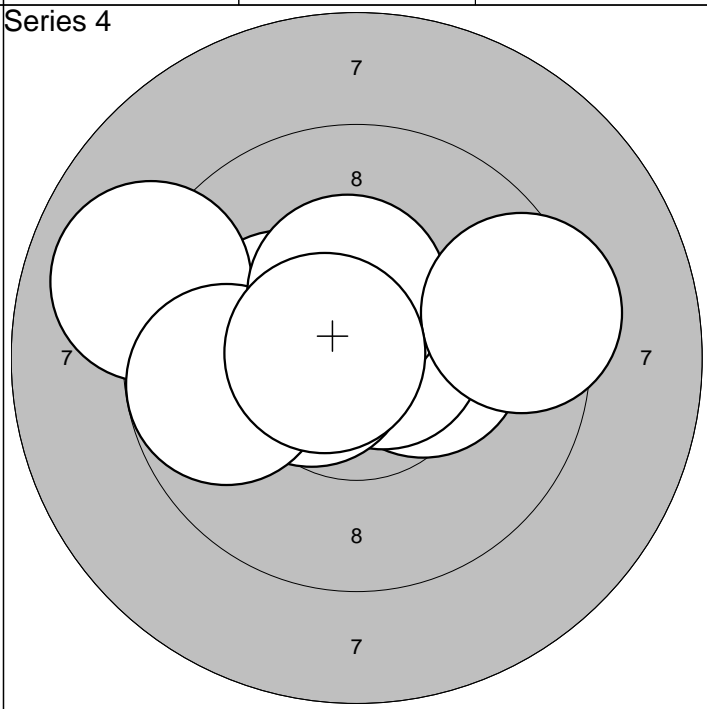
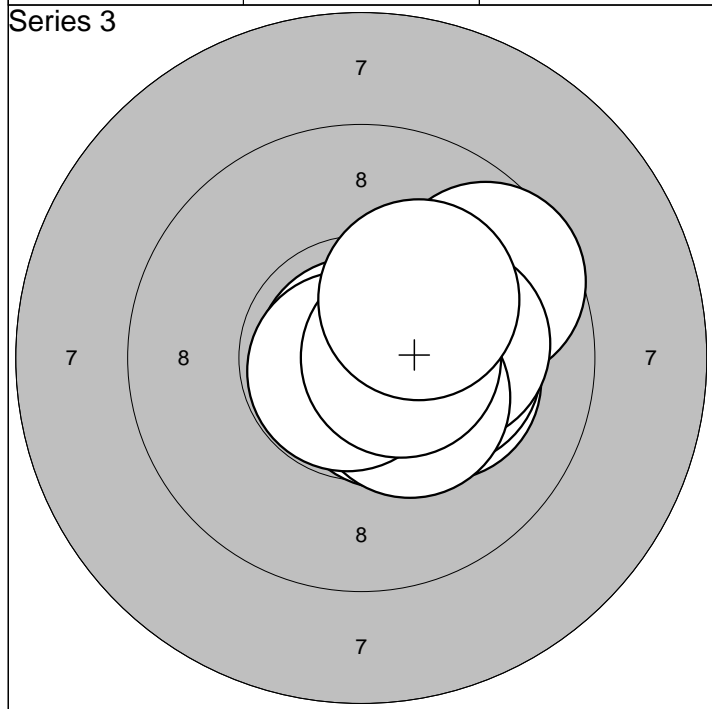


1: 8.7 ↓	6:10.2* ↓	<b>Series</b>	97.0
2: 9.9 ↓	7:10.4* →		
3:10.2* ↘	8:10.4* ↓	<b>Total</b>	383.0
4:10.8* ↗	9:10.5* ↑		
5:10.7* ↓	10:10.6* ↓		



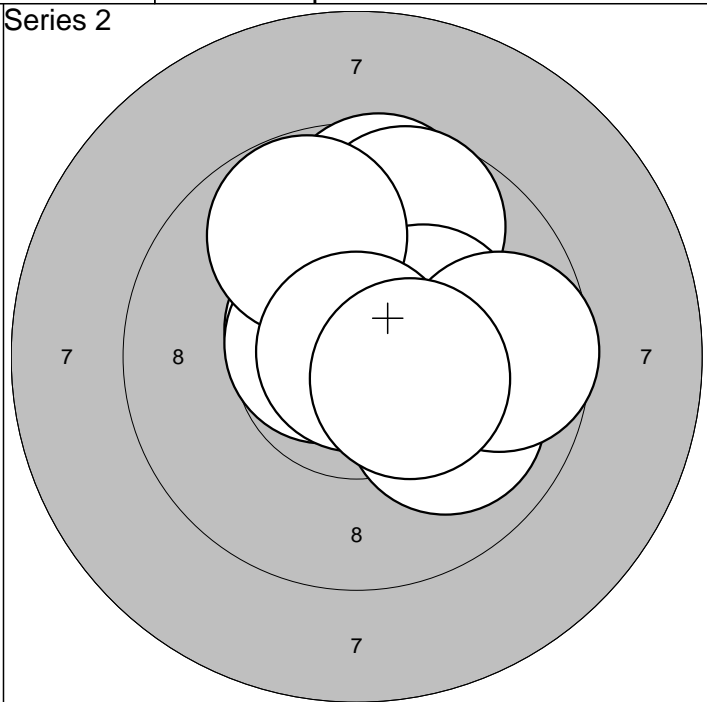
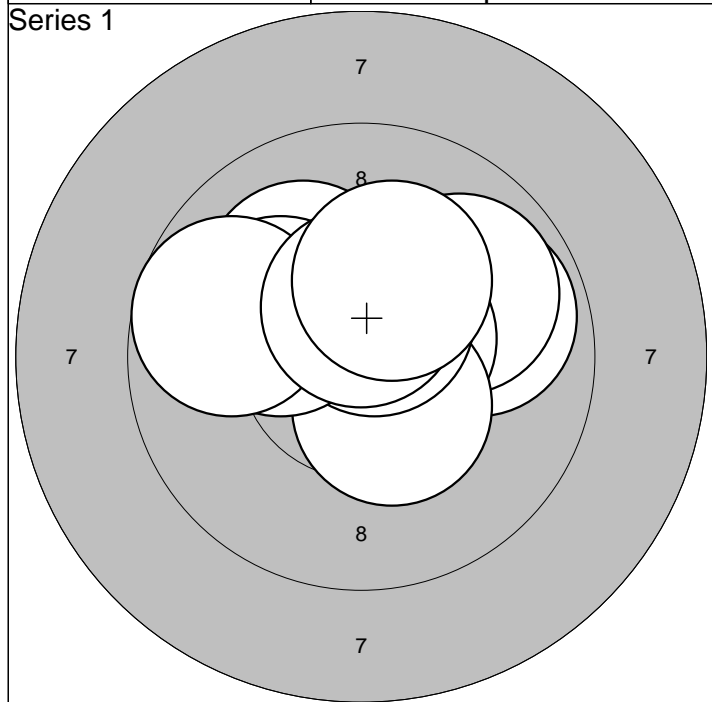
1:10.4* →	6:10.4* ↗	<b>Series</b>	98.0
2: 9.3 ↘	7: 9.4 →		
3:10.4* ↓	8:10.5* →	<b>Total</b>	98.0
4:10.1 ↗	9:10.2* ↓		
5:10.6* ↘	10:10.8* →		

1:10.5* →	6:10.3* ↑	<b>Series</b>	98.0
2:10.0 ↗	7: 9.9 ↖		
3:10.1 ←	8:10.6* ↑	<b>Total</b>	196.0
4:10.5* ←	9:10.1 ↗		
5:10.2* →	10: 9.7 ↘		



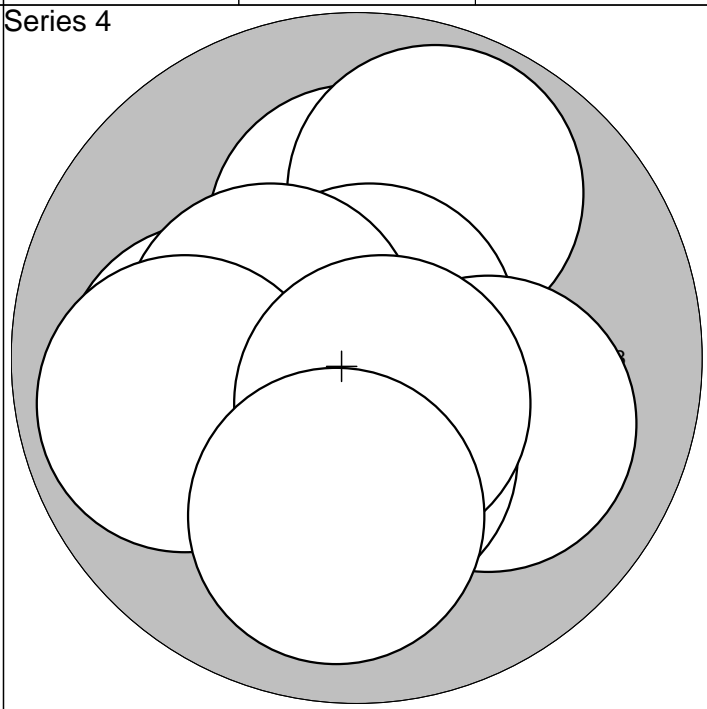
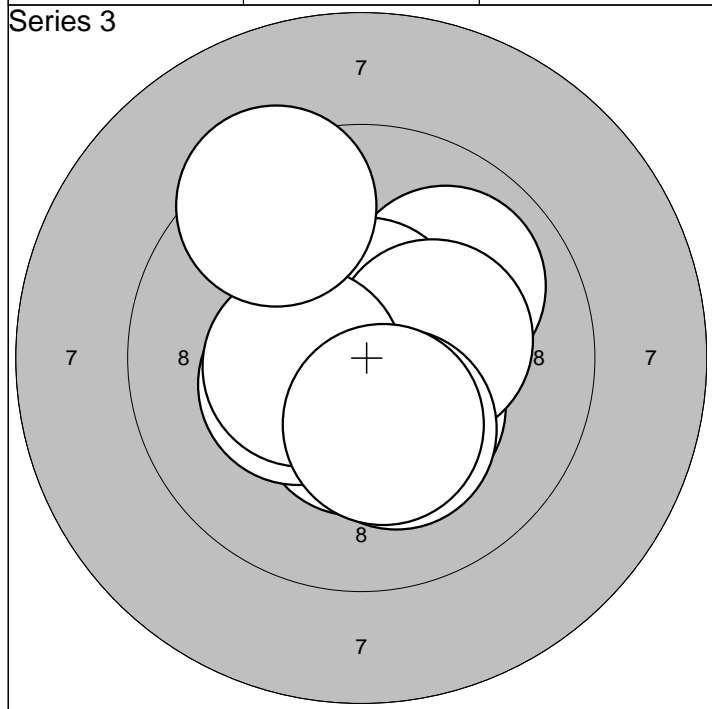
1:10.9* ←	6:10.6* ↓	<b>Series</b>	99.0
2:10.2* →	7:10.4* ↓		
3:10.2* →	8:10.8* ↙	<b>Total</b>	295.0
4: 9.7 ↗	9:10.6* →		
5:10.1 →	10:10.2* ↗		

1:10.3* →	6: 9.0 ↖	<b>Series</b>	97.0
2:10.2* ←	7: 9.8 ←		
3:10.6* ↑	8:10.4* ↑	<b>Total</b>	392.0
4:10.7* →	9: 9.4 →		
5:10.5* ←	10:10.7* ←		



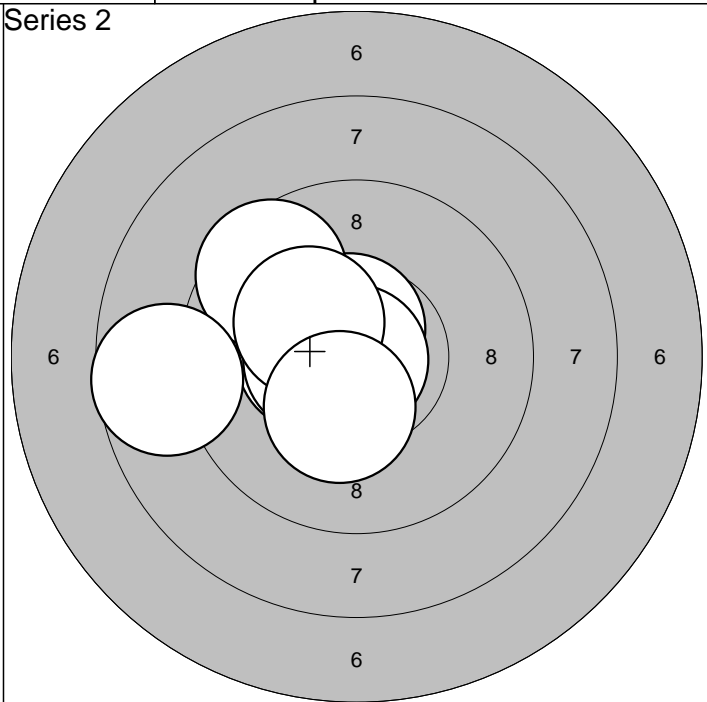
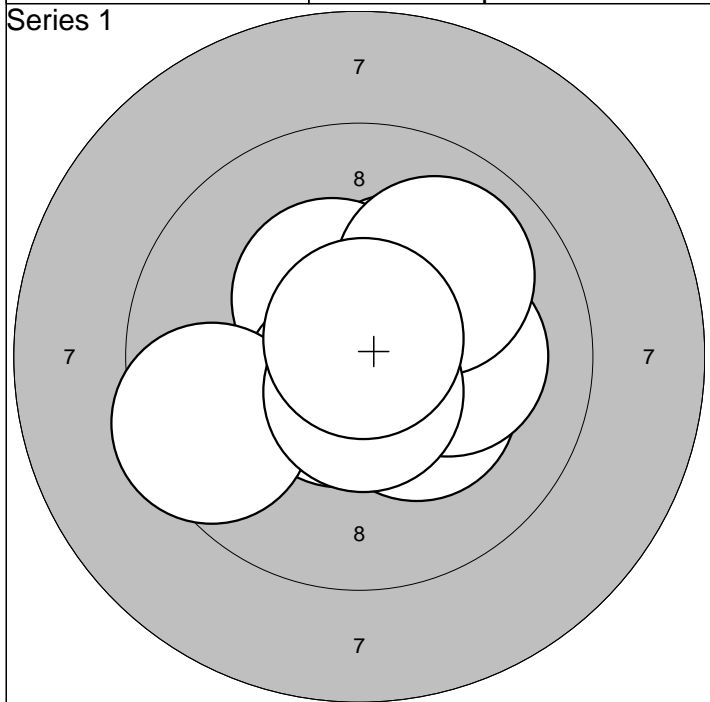
1: 9.9 →	6:10.6* ↑	<b>Series</b>	97.0
2:10.1 ↖	7:10.1 ↙		
3: 9.9 →	8: 9.7 ←	<b>Total</b>	97.0
4:10.6* →	9:10.5* ↑		
5:10.4* ↓	10:10.2* ↑		

1: 9.7 ↑	6:10.3* →	<b>Series</b>	96.0
2: 9.7 ↑	7: 9.8 ↑		
3:10.6* ↖	8: 9.7 →	<b>Total</b>	193.0
4:10.6* ↖	9:10.9* ↑		
5:10.0 ↓	10:10.4* →		



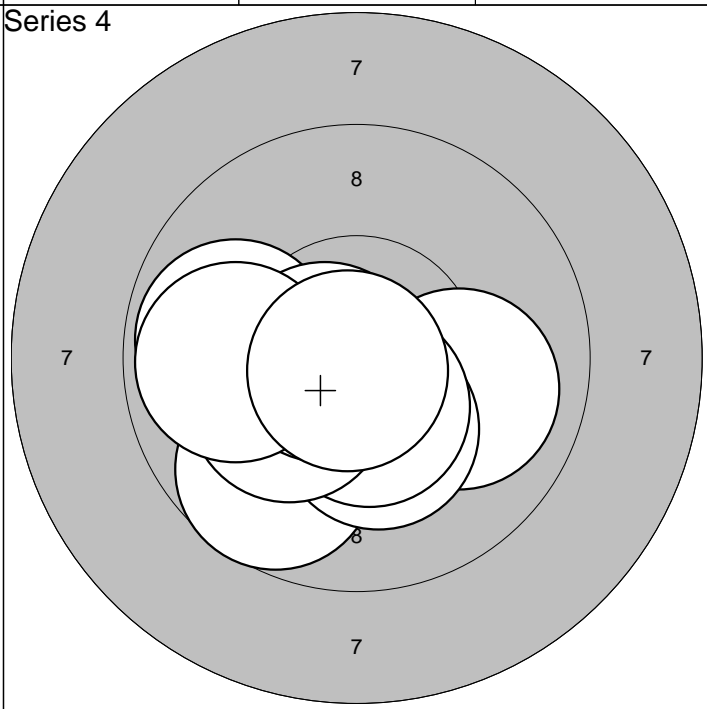
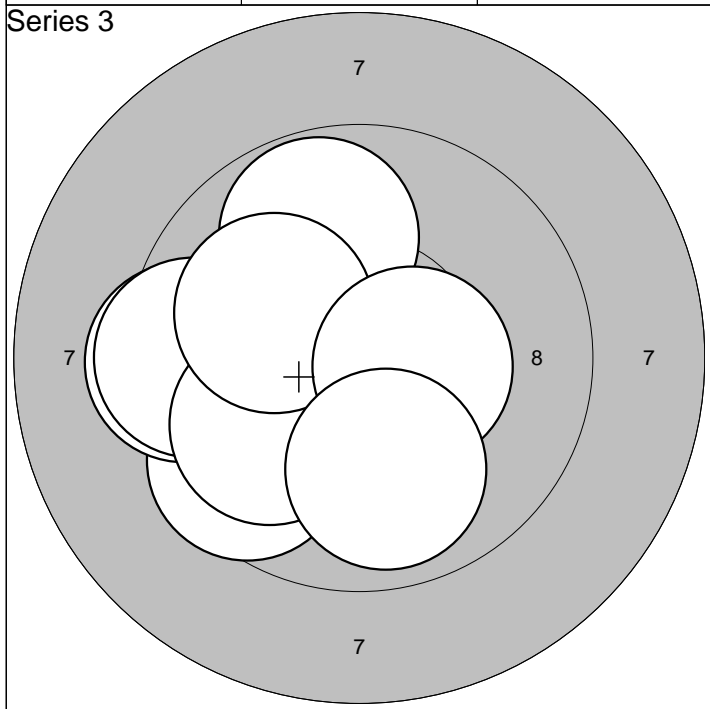
1:10.3* ↓	6:10.3* →	<b>Series</b>	99.0
2:10.4* ↓	7:10.2* ↓		
3:10.0 ↗	8:10.4* ←	<b>Total</b>	292.0
4:10.6* ↑	9:10.3* ↓		
5:10.3* ←	10: 9.4 ↑		

1:10.2* ↑	6:10.4* ←	<b>Series</b>	98.0
2: 9.8 ↑	7:10.3* ↓		
3:10.8* ↑	8: 9.9 ←	<b>Total</b>	390.0
4:10.1 ←	9:10.6* ↓		
5:10.1 →	10:10.0 ↓		



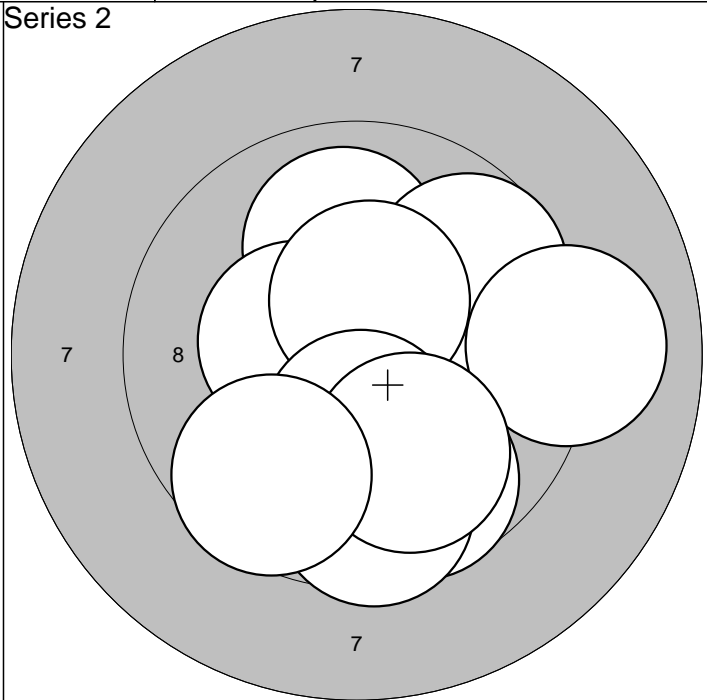
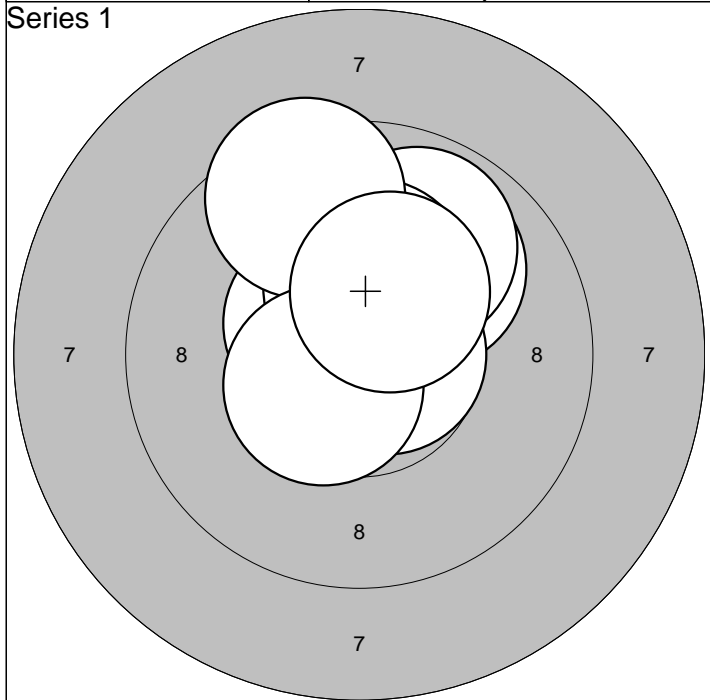
1:10.3* ↗	6:10.6* ↓				
2:10.4* ↗	7:10.0 ↗				
3:10.4* →	8: 9.5 ←	Total	99.0		
4:10.3* ↘	9:10.6* ↓				
5:10.1 →	10:10.8* ↑				

1:10.5* ↖	6:10.7* ↓				
2:10.4* ←	7: 8.7 ←				
3:10.6* ↑	8:10.9* ↓	Total	196.0		
4:10.5* ←	9:10.3* ↖				
5: 9.5 ↖	10:10.3* ↓				



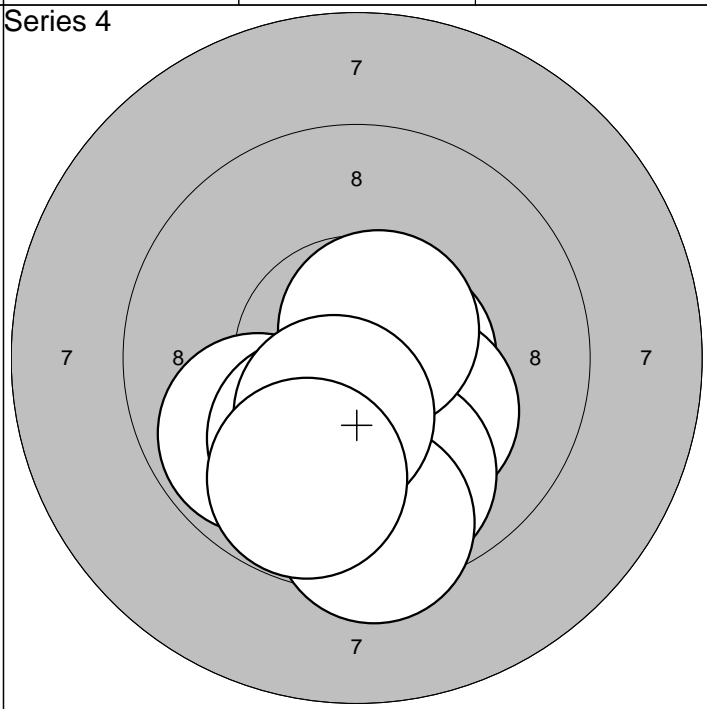
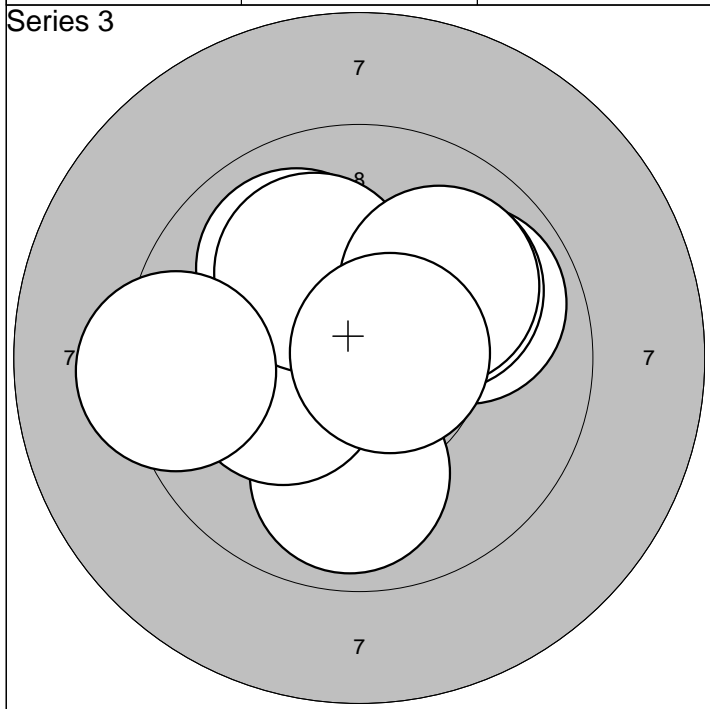
1: 9.6 ↖	6: 9.9 ↖				
2: 9.4 ←	7: 9.8 ↗				
3:10.7* ↓	8:10.1 ↖	Total	290.0		
4: 9.5 ←	9:10.5* →				
5:10.5* ↖	10: 9.9 ↓				

1: 9.9 ←	6:10.5* ↓				
2:10.0 →	7:10.2* ↖				
3:10.3* ←	8:10.7* ←	Total	387.0		
4: 9.7 ↖	9: 9.9 ←				
5:10.3* ↓	10:10.8* ↓				



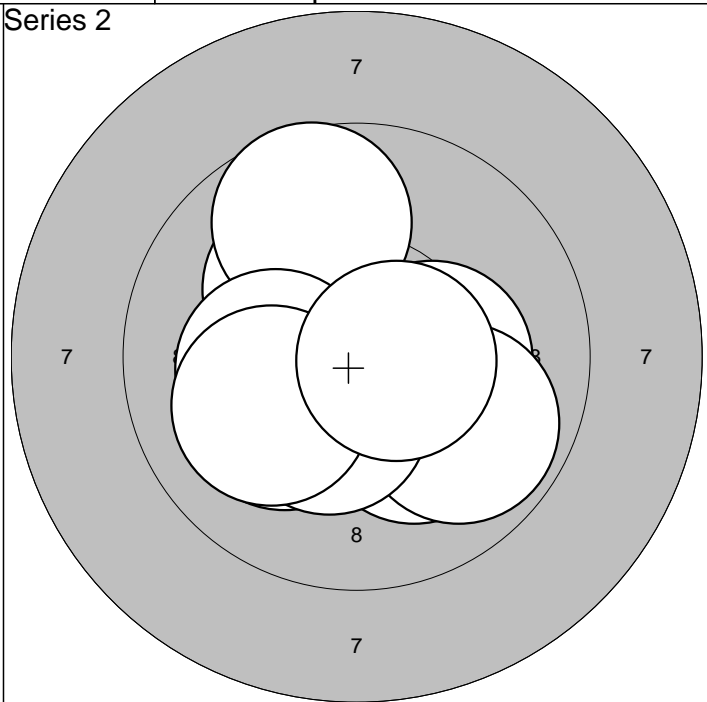
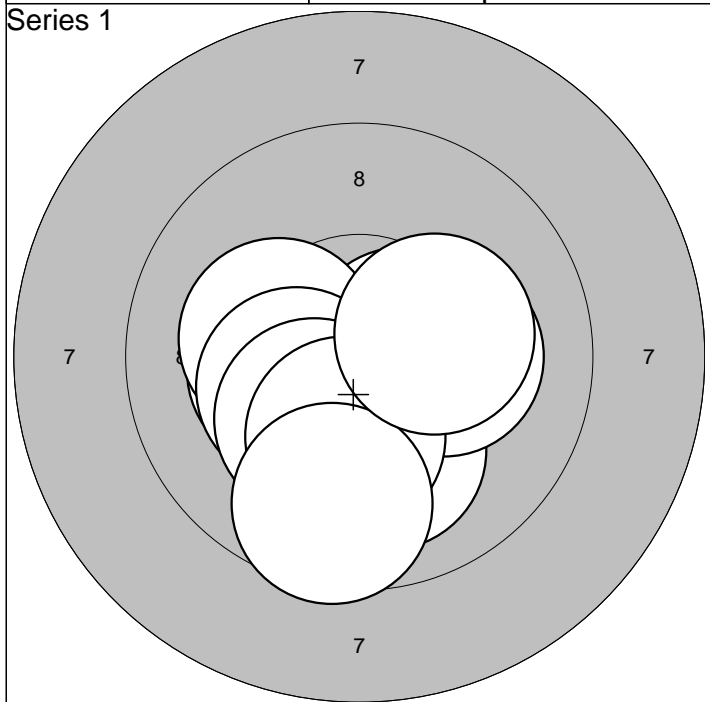
1:10.0 ↗	6:10.3* ↑	<b>Series</b> 98.0
2:10.2* ↑	7:10.4* ↑	
3:10.5* ↖	8: 9.5 ↑	<b>Total</b> 98.0
4:10.7* →	9:10.5* ↙	
5: 9.9 ↗	10:10.3* ↗	

1:10.0 ↑	6: 9.6 ↓	<b>Series</b> 94.0
2: 9.7 ↗	7:10.5* ↑	
3: 9.7 ↓	8:10.3* ↓	<b>Total</b> 192.0
4: 9.1 →	9: 9.9 ↓	
5:10.4* ←	10: 9.6 ↙	



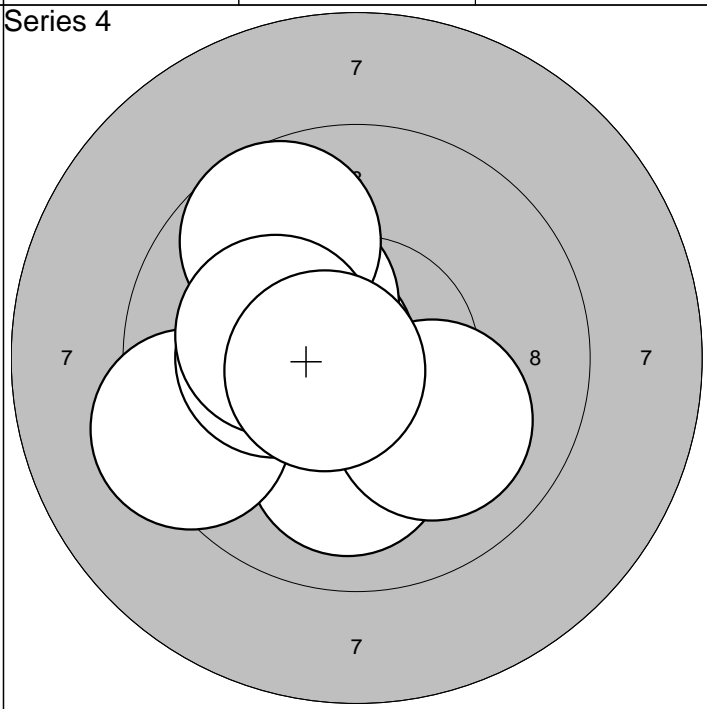
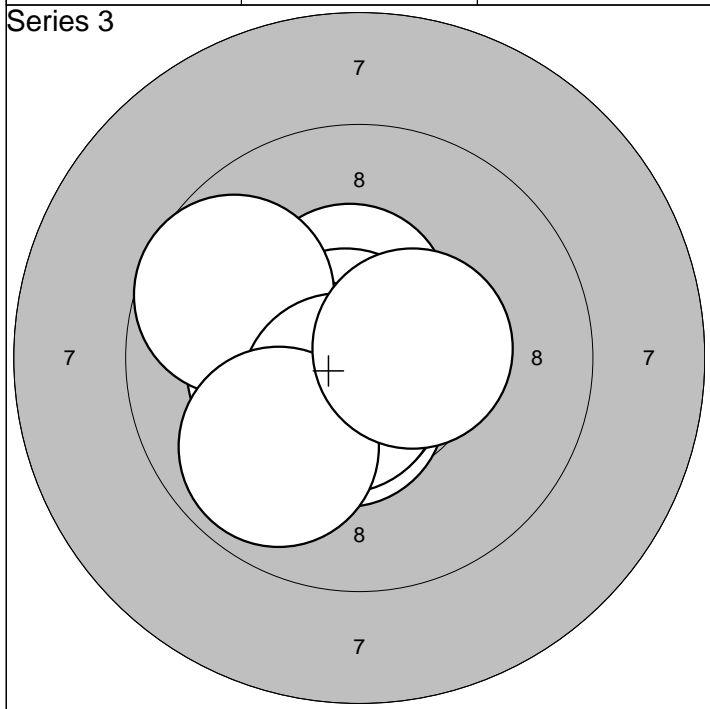
1:10.5* ←	6:10.2* ←	<b>Series</b> 97.0
2: 9.9 ↓	7:10.1 ↗	
3: 9.9 ↗	8: 9.3 ←	<b>Total</b> 289.0
4:10.0 ↖	9:10.0 ↗	
5:10.0 ↗	10:10.7* →	

1:10.6* →	6: 9.5 ↓	<b>Series</b> 96.0
2: 9.9 ↖	7:10.7* ↗	
3:10.5* ↘	8:10.1 ↙	<b>Total</b> 385.0
4:10.2* ↘	9:10.4* ↘	
5: 9.9 ↓	10: 9.8 ↘	



1:10.5* →	6:10.3* ←	<b>Series</b>	99.0
2:10.3* ←	7:10.3* ↘		
3:10.1 ↓	8:10.2* ↓	<b>Total</b>	99.0
4:10.2* ←	9: 9.6 ↓		
5:10.2* →	10:10.2* →		

1:10.2* ↖	6:10.2* ↙	<b>Series</b>	98.0
2:10.3* →	7: 9.9 ↘		
3: 9.7 ↗	8:10.4* ↓	<b>Total</b>	197.0
4:10.2* ↘	9:10.1 ←		
5:10.2* ←	10:10.6* →		



1:10.5* ↑	6:10.3* ←	<b>Series</b>	98.0
2:10.8* ↖	7: 9.7 ↖		
3:10.5* ↘	8:10.6* ↓	<b>Total</b>	295.0
4:10.5* ↓	9: 9.9 ↙		
5:10.6* ↓	10:10.5* →		

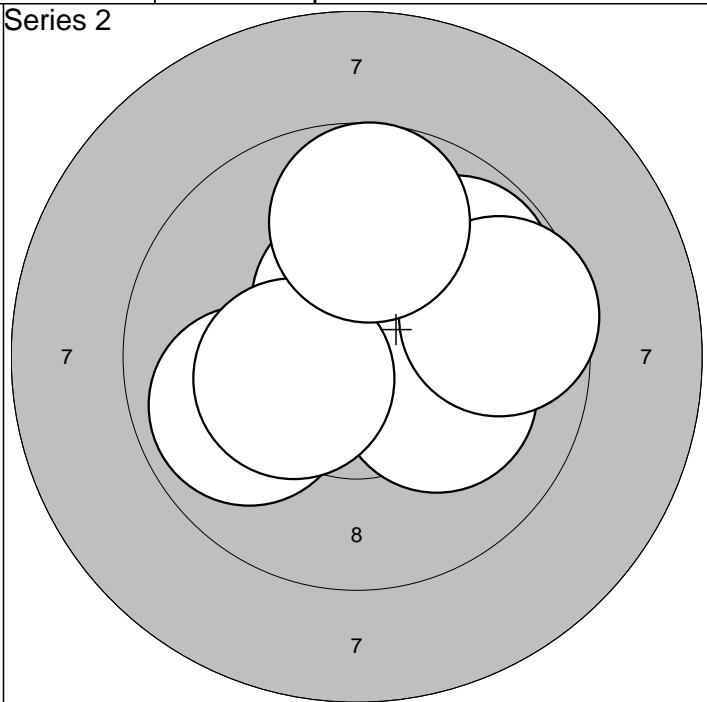
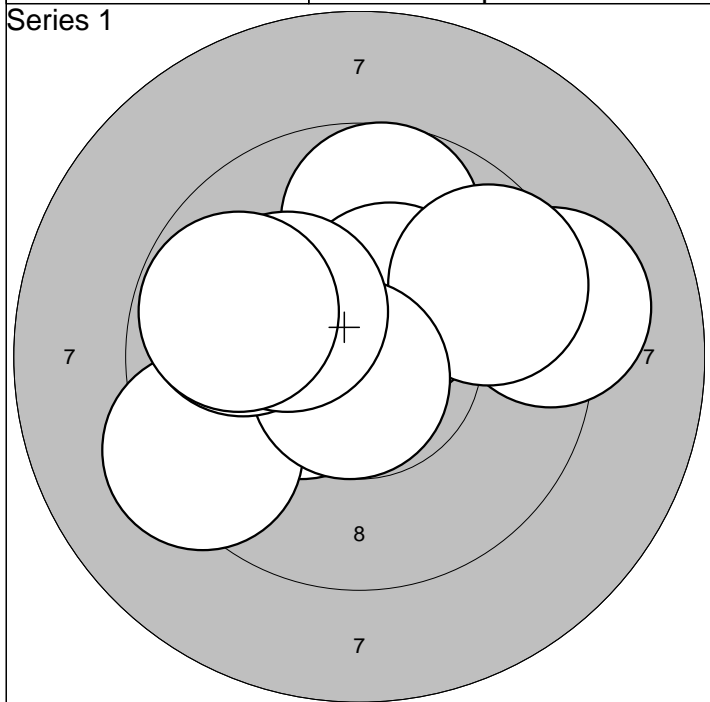
1:10.5* ←	6:10.6* ←	<b>Series</b>	98.0
2:10.1 ↓	7:10.2* ↗		
3: 9.3 ←	8: 9.7 ↗	<b>Total</b>	393.0
4:10.1 ↘	9:10.2* ←		
5:10.2* ←	10:10.6* ↙		



Relay <b>5</b>	Lane <b>8</b>	<b>Jennie Persson</b>
-------------------	------------------	-----------------------

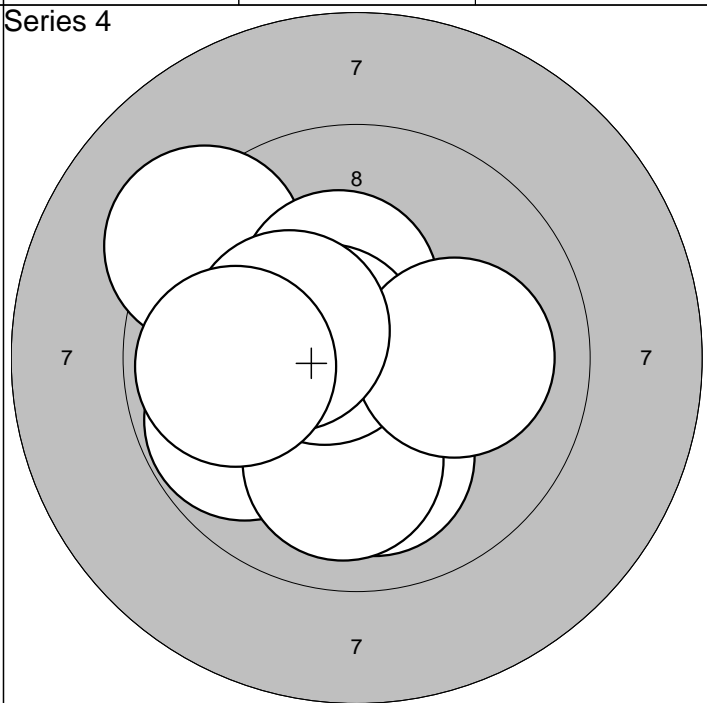
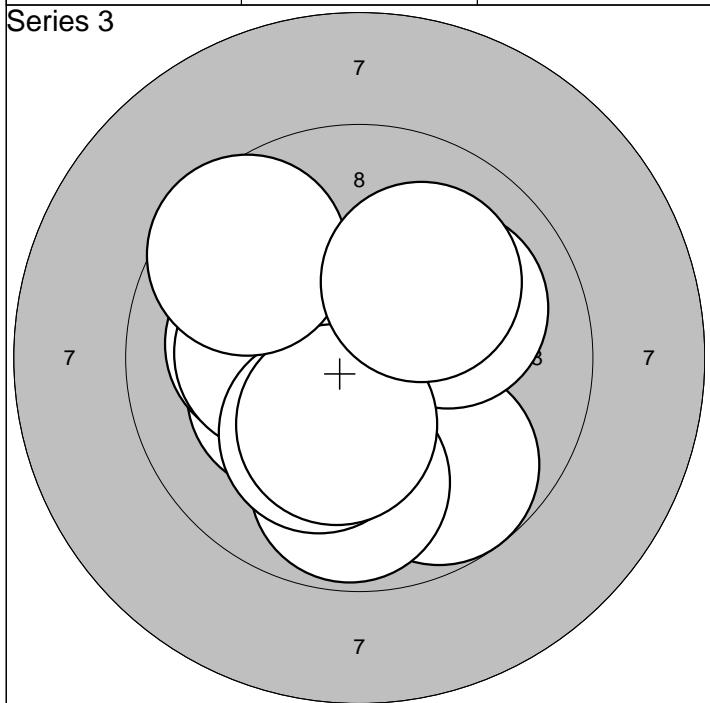
Day 3, Rifle	Skoga-Ekshärad	ARW
--------------	----------------	-----

3-6.1.2010	Swedish Cup 2010	Swedishcup 10
------------	------------------	---------------



1: 9.7	↑	6: 9.3	↙	Series	94.0
2: 9.2	→	7:10.7*	↓		
3:10.4*	↗	8: 9.8	↖		
4:10.4*	↖	9:10.2*	↖		
5: 9.6	↗	10: 9.8	↖		
				Total	94.0

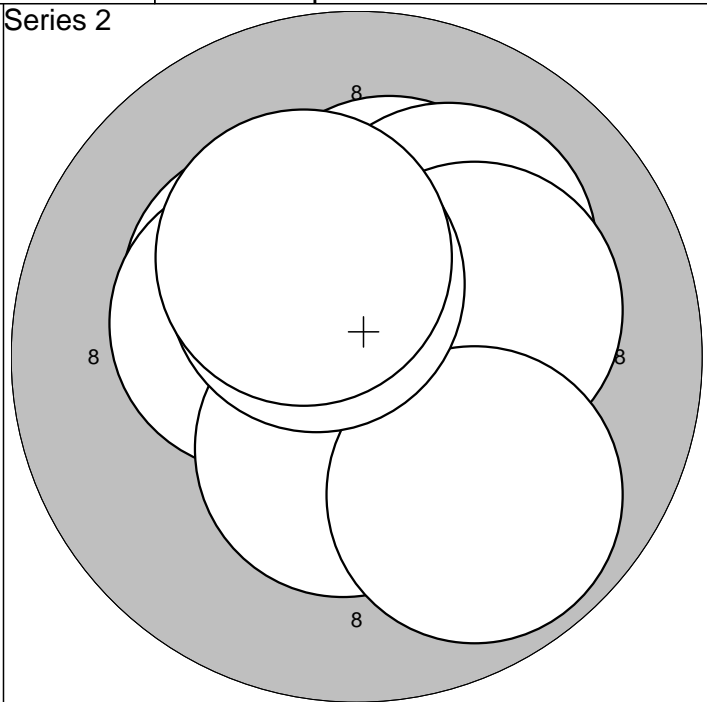
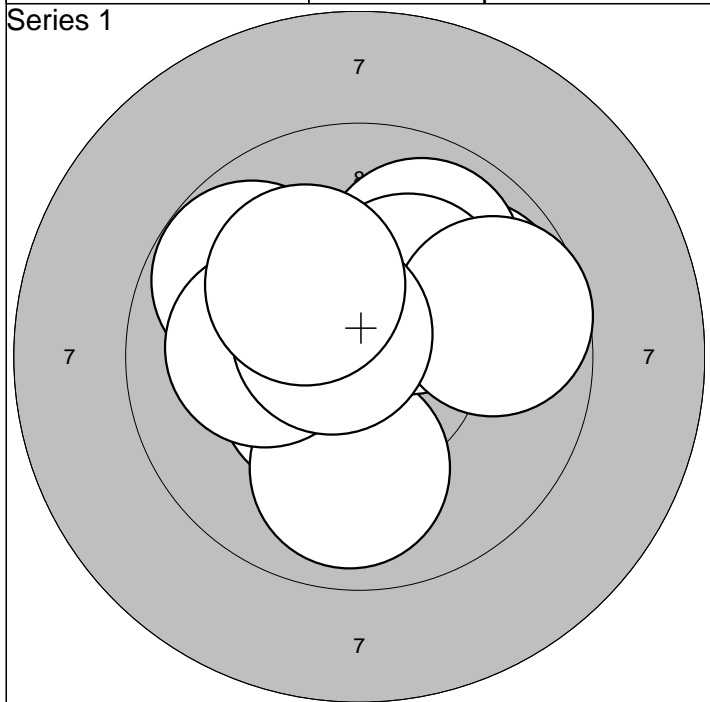
1: 9.8	↗	6:10.2*	↘	Series	96.0
2:10.2*	→	7: 9.9	↖		
3:10.4*	→	8: 9.6	→		
4:10.0	→	9:10.4*	↖		
5:10.5*	↑	10: 9.8	↑		
				Total	190.0



1:10.2*	↖	6:10.0	↗	Series	97.0
2:10.1	↖	7:10.2*	↓		
3: 9.7	↘	8:10.3*	↓		
4:10.2*	↖	9: 9.6	↖		
5: 9.8	↓	10:10.0	↗		
				Total	287.0

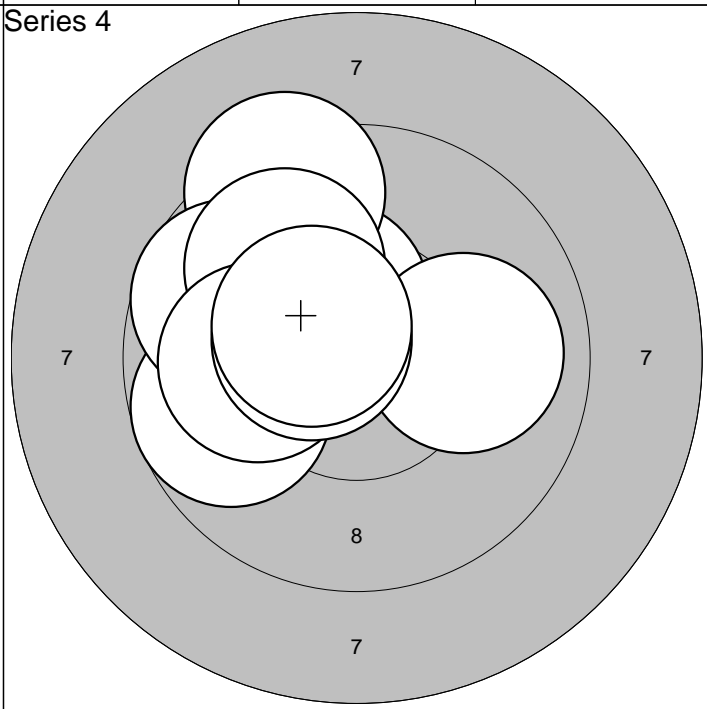
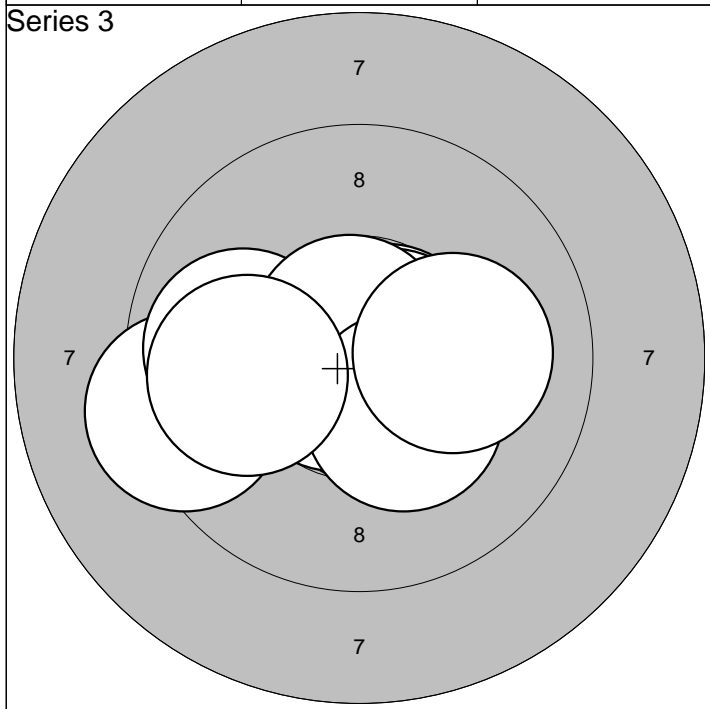
1:10.4*	↖	6:10.0	↓	Series	97.0
2:10.0	↓	7:10.7*	↖		
3: 9.8	↖	8:10.1	→		
4: 9.3	↖	9:10.3*	↖		
5:10.3*	↑	10: 9.9	↖		
				Total	384.0

Edman Precision, Morini, Interprodukter	Sävsjö kommun, Sävsjö Skytte Center
---	-------------------------------------



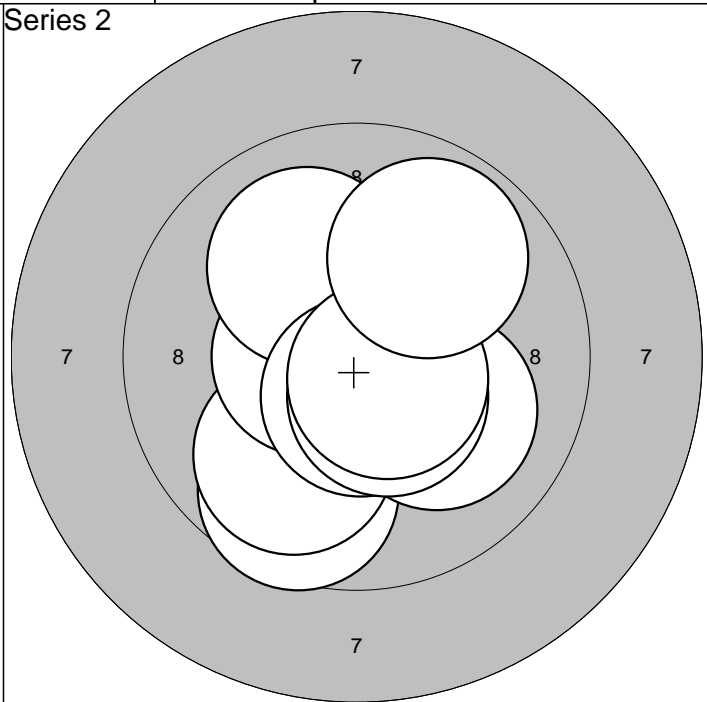
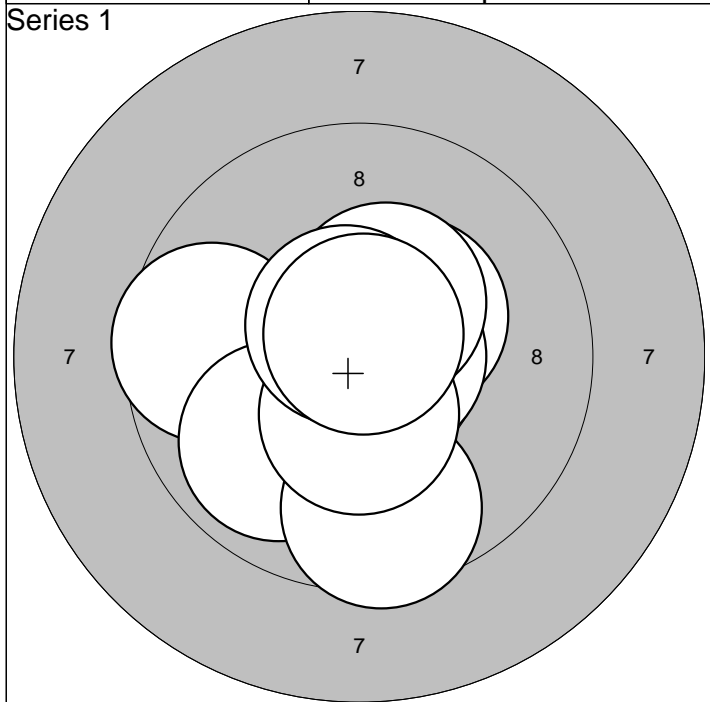
1: 9.9 ↗	6:10.2* ↗	Series	96.0
2:10.5* ↙	7: 9.7 →		
3:10.0 ↓	8:10.1 ←	Total	96.0
4: 9.9 ↗	9:10.7* ↗		
5: 9.8 ↖	10:10.2* ↗		

1:10.3* ↑	6:10.4* ↓	Series	99.0
2:10.7* ↓	7:10.2* →		
3:10.1 ↗	8: 9.8 ↓	Total	195.0
4:10.3* ↗	9:10.5* ↗		
5:10.3* ←	10:10.3* ↗		



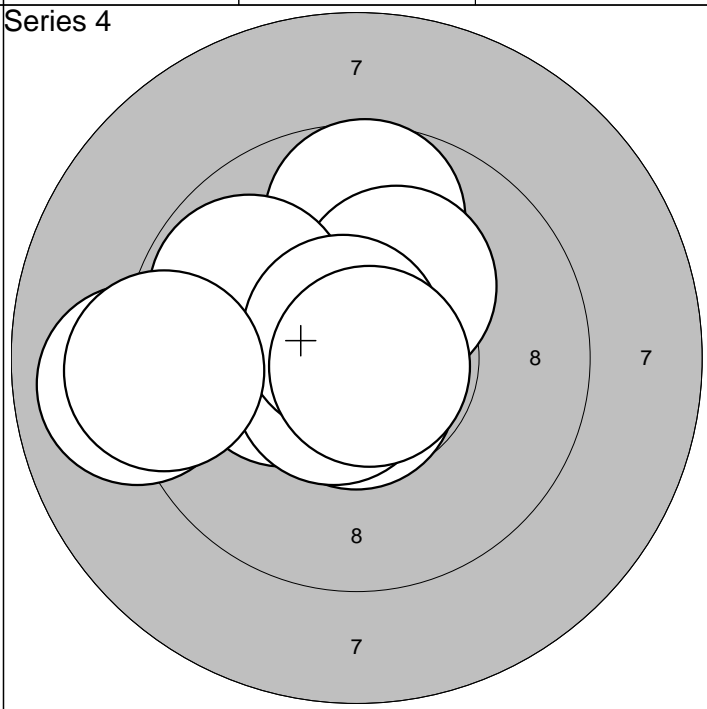
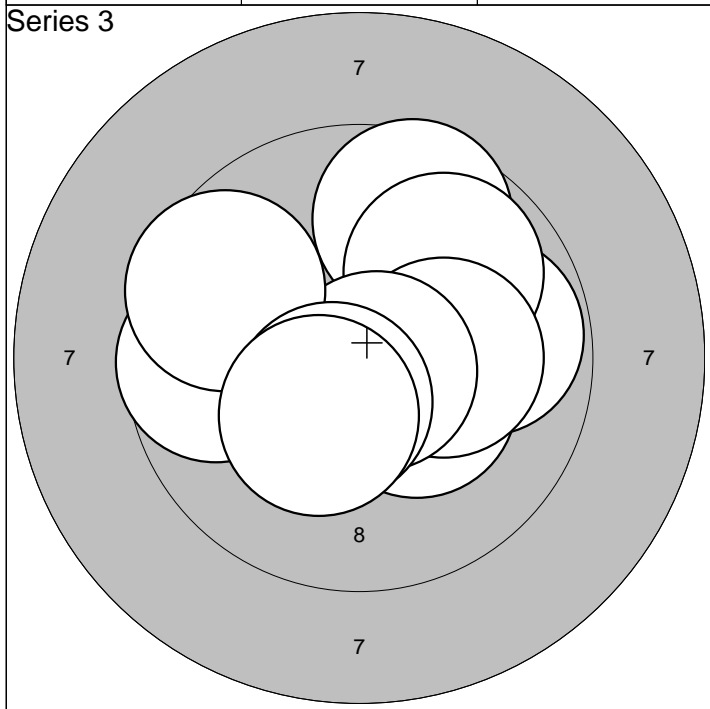
1: 9.3 ←	6:10.7* ←	Series	97.0
2:10.7* ↓	7:10.7* ↗		
3:10.7* →	8:10.3* ↓	Total	292.0
4:10.7* →	9:10.1 →		
5: 9.9 ←	10: 9.9 ←		

1: 9.8 ←	6: 9.7 ←	Series	96.0
2:10.2* ↗	7: 9.9 ↗		
3:10.4* ↗	8:10.1 ←	Total	388.0
4: 9.4 ↗	9:10.5* ←		
5:10.0 →	10:10.5* ↗		



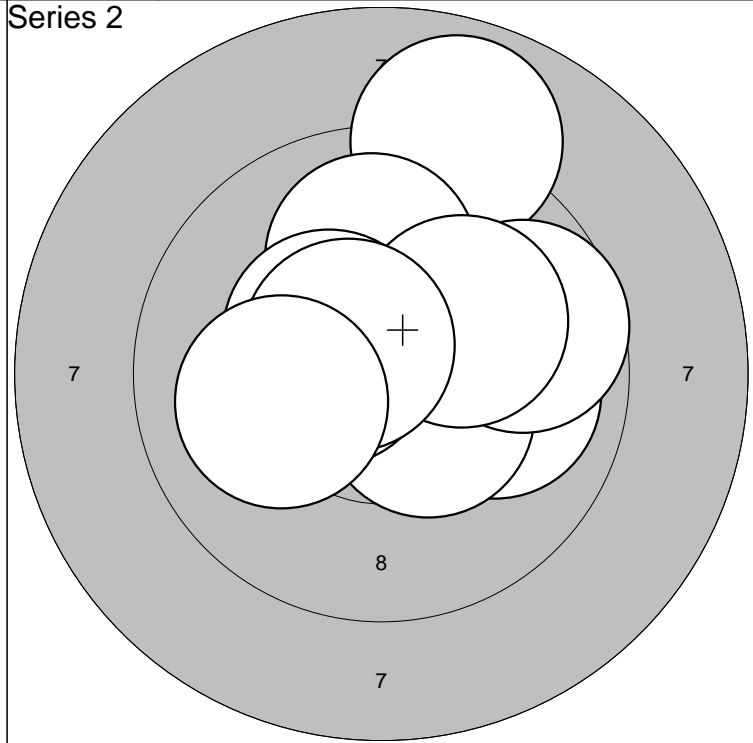
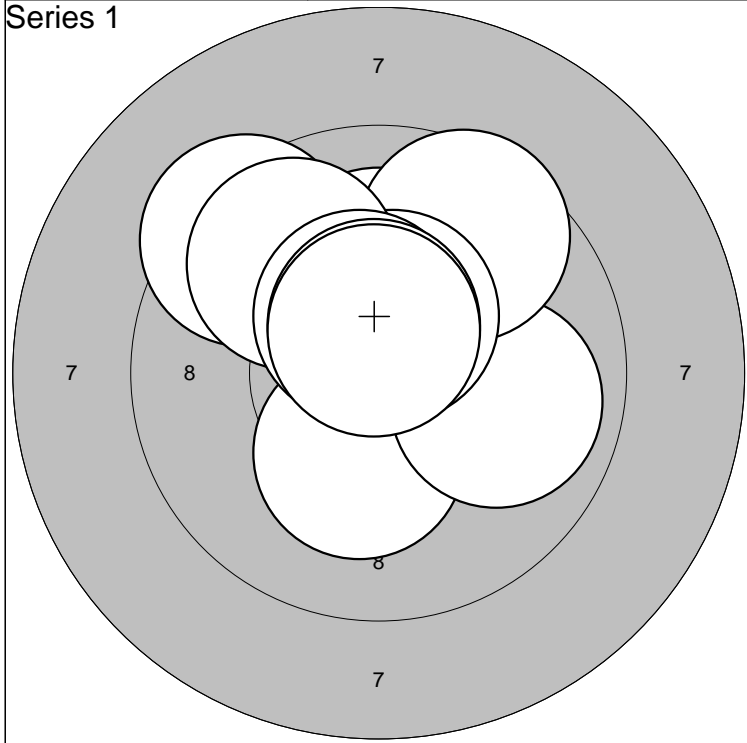
1:10.6* ↓	6: 9.6 ↓	<b>Series</b> 97.0
2: 9.6 ←	7:10.4* ↗	
3: 9.9 ↙	8:10.4* ↓	<b>Total</b> 97.0
4:10.4* ↗	9:10.7* ↗	
5:10.7* →	10:10.8* ↑	

1: 9.6 ↓	6:10.1 ↗	<b>Series</b> 97.0
2:10.1 ↘	7:10.6* ↓	
3: 9.9 ↙	8:10.5* ↓	<b>Total</b> 194.0
4:10.5* ↗	9:10.6* ↘	
5:10.5* ←	10: 9.9 ↗	



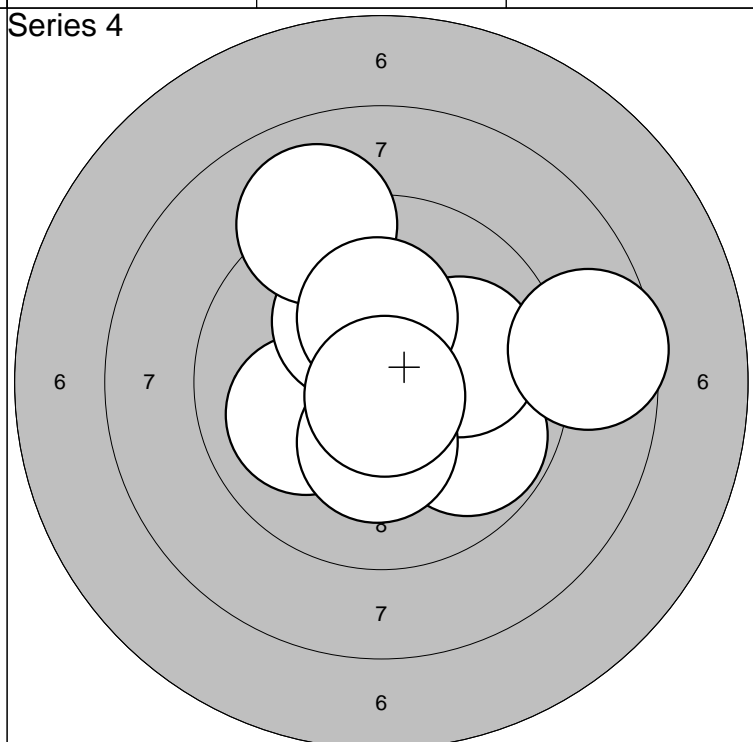
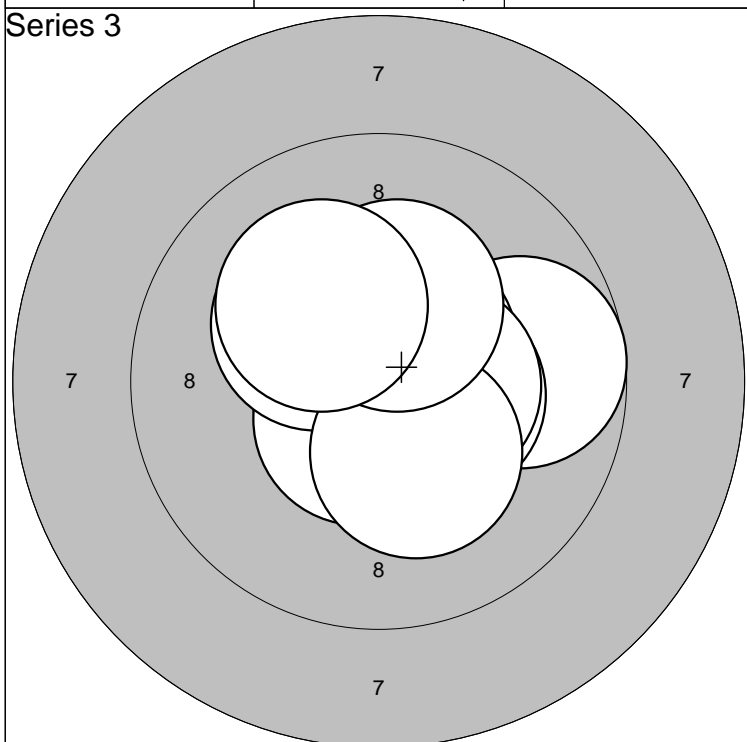
1: 9.8 →	6:10.7* ↘	<b>Series</b> 95.0
2: 9.6 ↗	7: 9.7 ←	
3: 9.9 ↗	8: 9.6 ←	<b>Total</b> 289.0
4:10.3* ↘	9:10.5* ↓	
5:10.2* →	10:10.3* ↓	

1:10.3* ←	6: 9.8 ↖	<b>Series</b> 96.0
2: 9.7 ↑	7:10.7* ↗	
3:10.7* ↓	8: 9.0 ←	<b>Total</b> 385.0
4:10.6* ↙	9: 9.2 ←	
5:10.2* ↗	10:10.8* ↘	



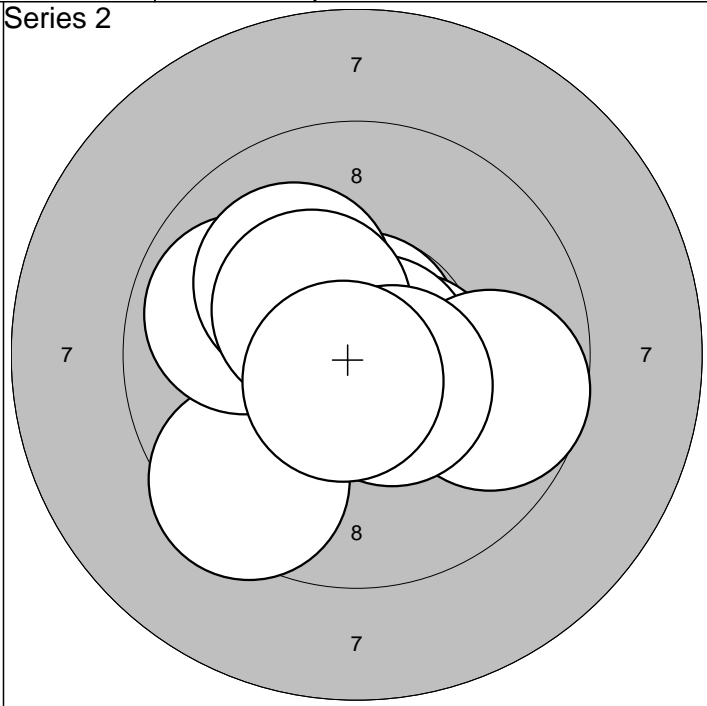
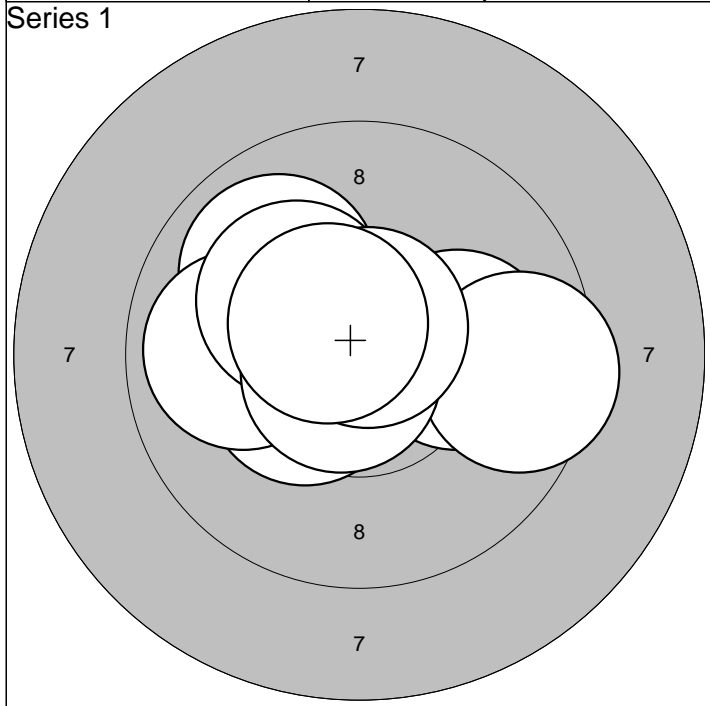
1:10.2* ↓	6:10.4* ↑	<b>Series</b>	96.0
2: 9.9 →	7: 9.8 ↖		
3:10.1 ↑	8:10.4* ↑	<b>Total</b>	96.0
4: 9.6 ↗	9:10.6* ↑		
5: 9.4 ↖	10:10.6* ↑		

1:10.0 →	6:10.0 ↑	<b>Series</b>	97.0
2:10.4* ↘	7:10.2* ↗		
3: 8.9 ↑	8:10.4* ↖	<b>Total</b>	193.0
4: 9.7 →	9:10.6* ↖		
5:10.5* ←	10:10.1 ←		



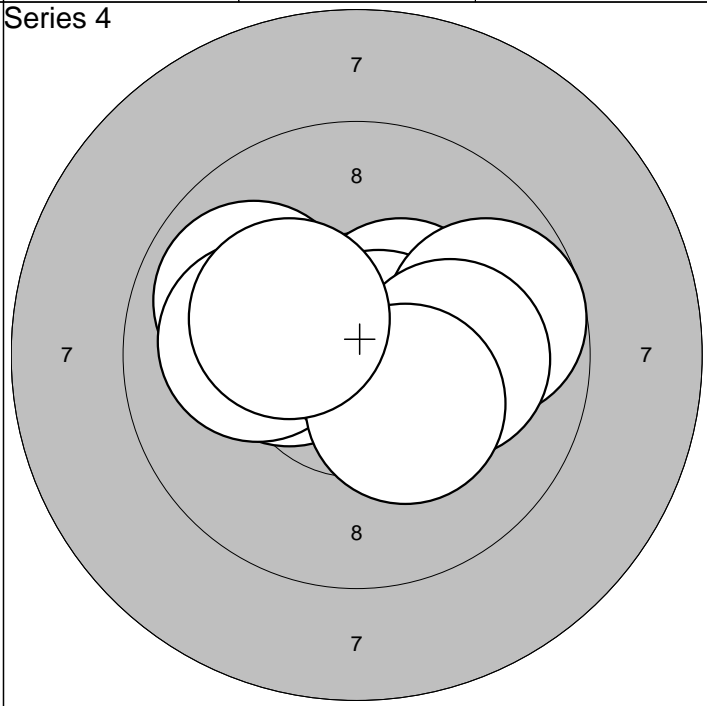
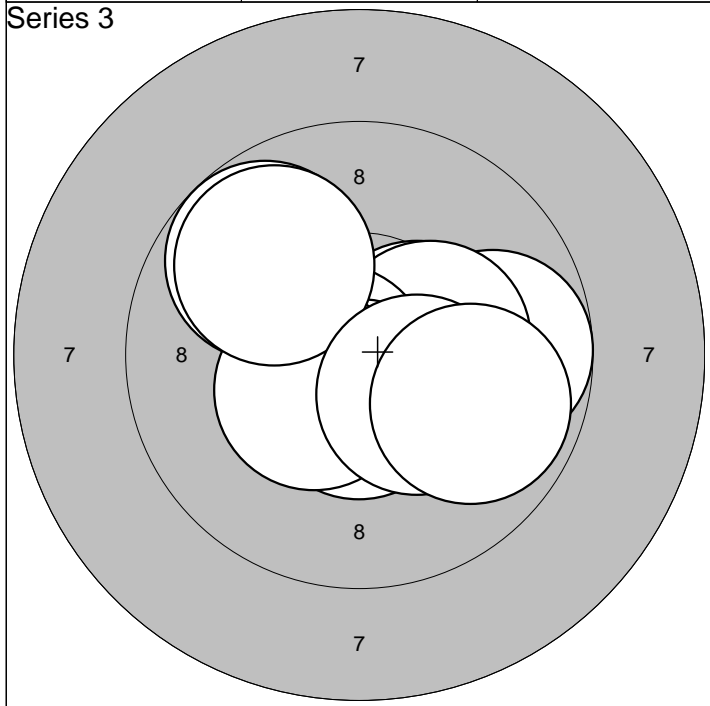
1:10.7* ↗	6:10.4* →	<b>Series</b>	99.0
2: 9.7 →	7:10.4* →		
3:10.6* ↘	8:10.3* ↘	<b>Total</b>	292.0
4:10.2* ↖	9:10.3* ↑		
5:10.6* ↗	10:10.1 ↖		

1:10.0 ←	6:10.0 →	<b>Series</b>	96.0
2:10.6* ↘	7:10.3* ↓		
3:10.2* ↗	8:10.2* ↑	<b>Total</b>	388.0
4: 9.8 ↘	9: 8.6 →		
5: 9.1 ↑	10:10.8* ↓		



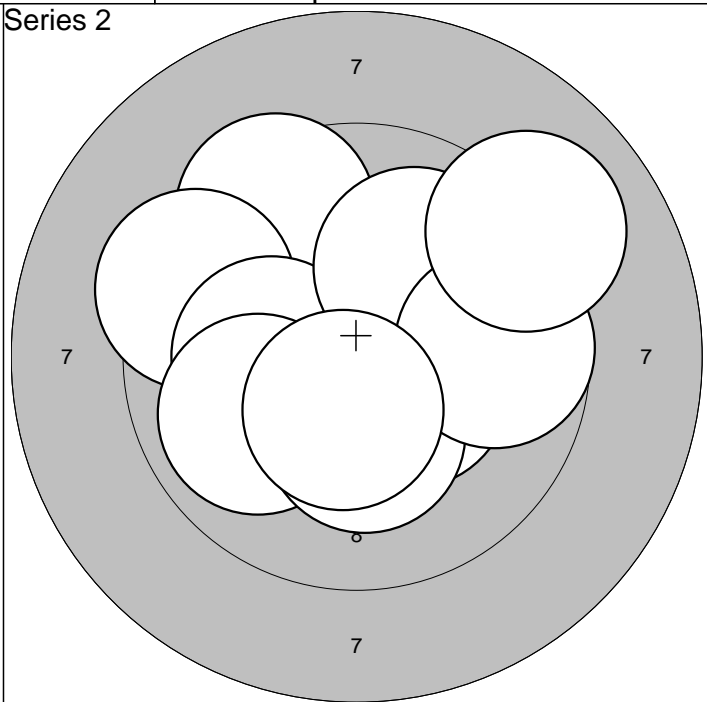
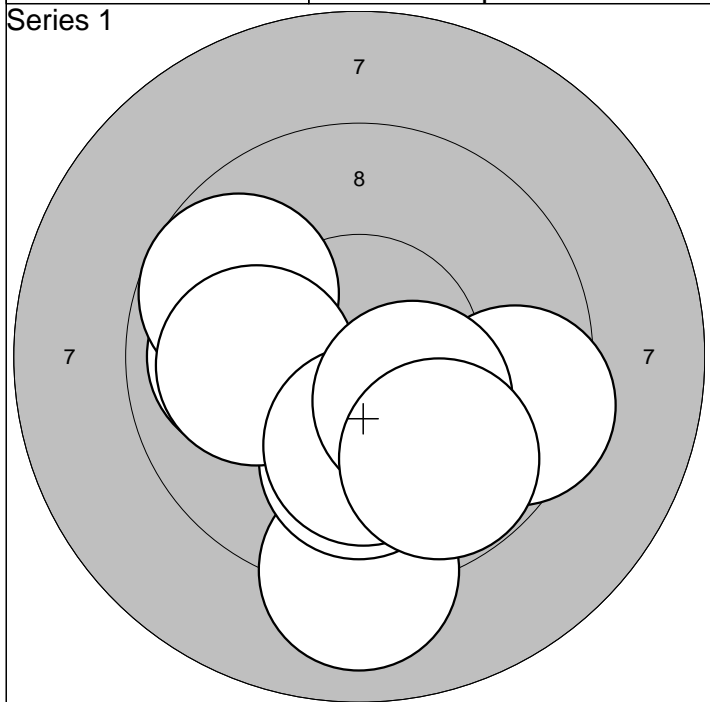
1: 9.9 ↖	6:10.8* ↑	Series     97.0
2:10.4* ↙	7: 9.5 →	
3: 9.9 ←	8:10.7* ↘	Total     97.0
4:10.2* ↗	9:10.7* ↑	
5:10.1 →	10:10.6* ↖	

1: 9.5 ↘	6: 9.7 →	Series     97.0
2:10.8* ↑	7:10.1 ↗	
3:10.5* →	8:10.4* ↗	Total     194.0
4:10.8* →	9:10.5* ↘	
5: 9.9 ←	10:10.7* ↘	



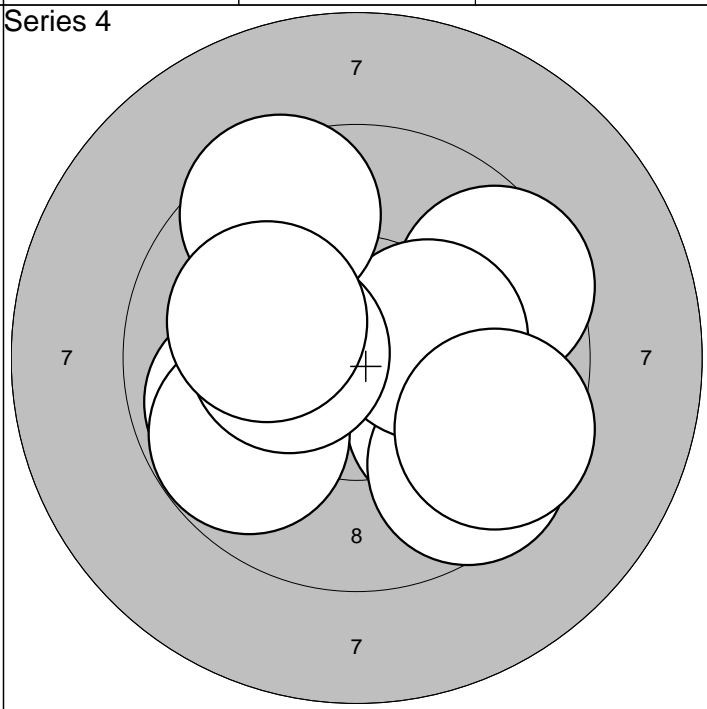
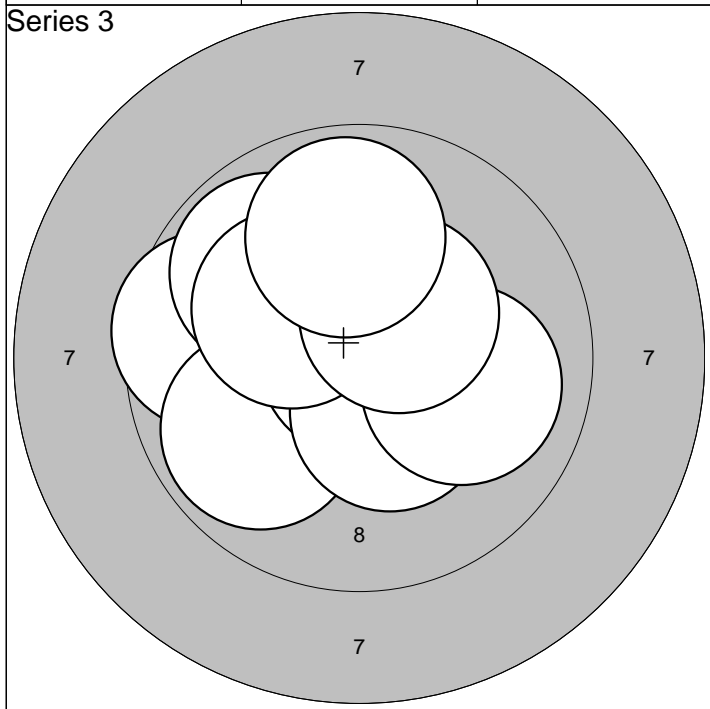
1: 9.8 ↖	6:10.5* ↓	Series     96.0
2: 9.7 →	7:10.4* ↙	
3:10.4* →	8: 9.8 ↖	Total     290.0
4:10.3* →	9:10.3* ↘	
5:10.7* ←	10: 9.8 →	

1: 9.9 ↖	6:10.8* →	Series     98.0
2:10.6* ↗	7: 9.7 →	
3:10.4* ←	8:10.1 →	Total     388.0
4:10.1 ←	9:10.3* ↘	
5:10.4* ↗	10:10.3* ↖	



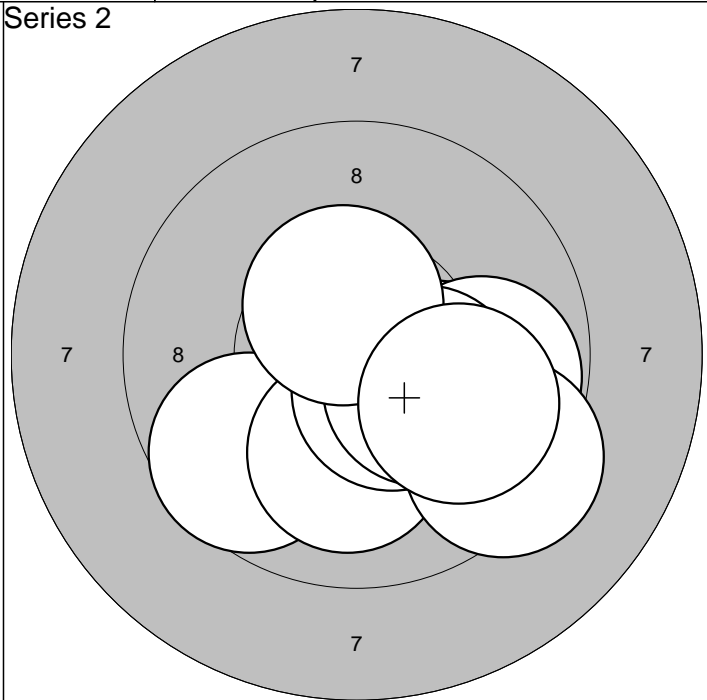
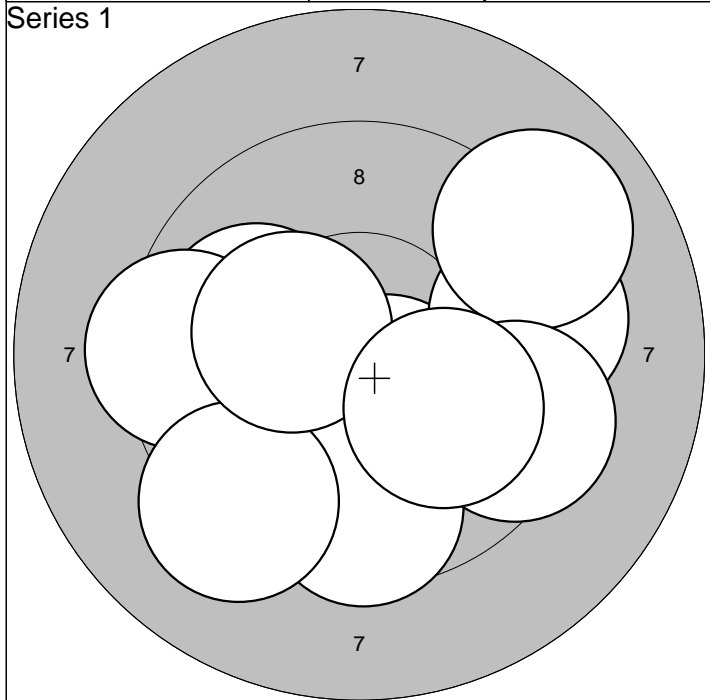
1: 9.0 ↓	6: 9.5 →	<b>Series</b>	<b>94.0</b>
2: 9.9 ↘	7:10.0 ←		
3: 9.9 ←	8:10.2* ↓	<b>Total</b>	<b>94.0</b>
4:10.0 ↓	9:10.3* ↘		
5: 9.7 ↖	10: 9.8 ↘		

1: 9.5 ↗	6: 9.9 ↙	<b>Series</b>	<b>95.0</b>
2: 9.4 ↖	7:10.3* ↓		
3:10.2* ←	8: 9.7 →	<b>Total</b>	<b>189.0</b>
4:10.4* ↘	9: 9.1 ↗		
5:10.0 ↗	10:10.4* ↓		



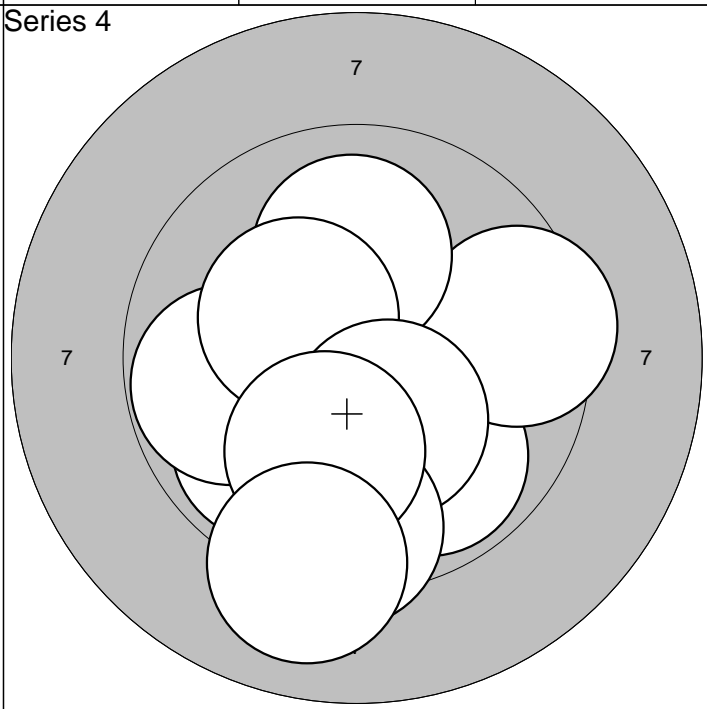
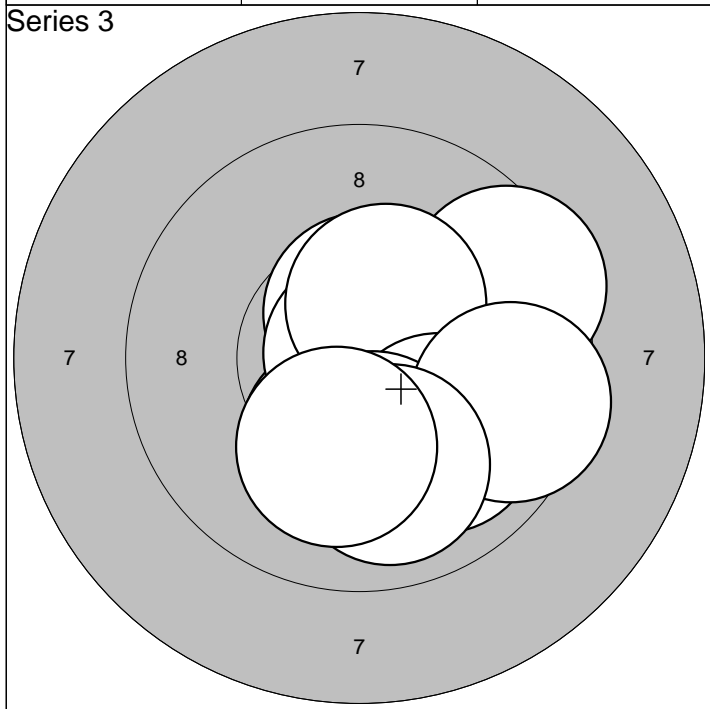
1: 9.6 ←	6: 9.9 ↗	<b>Series</b>	<b>96.0</b>
2:10.2* →	7:10.0 →		
3: 9.9 ↖	8:10.2* ↖	<b>Total</b>	<b>285.0</b>
4:10.9*	9:10.4* ↗		
5:10.4* ↓	10: 9.9 ↑		

1: 9.6 ↗	6: 9.8 ↙	<b>Series</b>	<b>94.0</b>
2:10.0 ↘	7:10.3* ←		
3: 9.6 ↘	8: 9.5 →	<b>Total</b>	<b>379.0</b>
4: 9.9 ←	9: 9.5 ↗		
5:10.3* →	10:10.1 ↖		



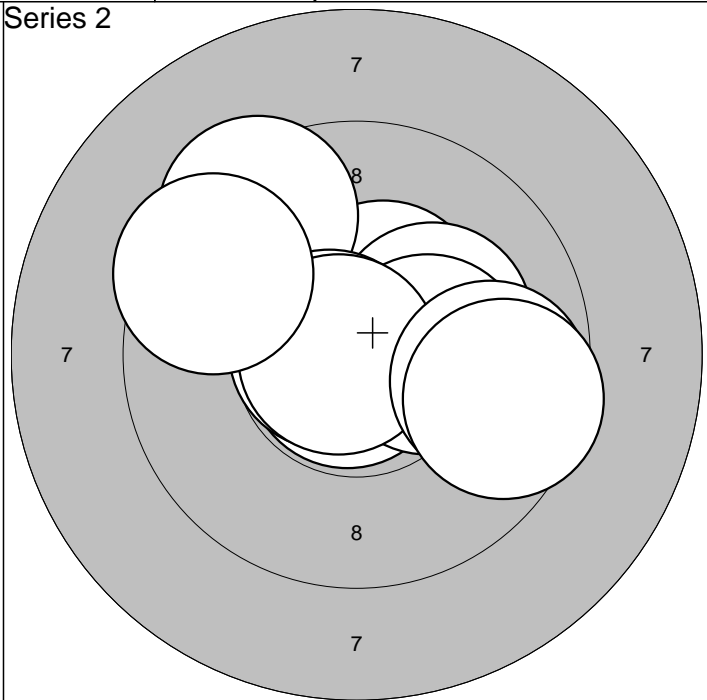
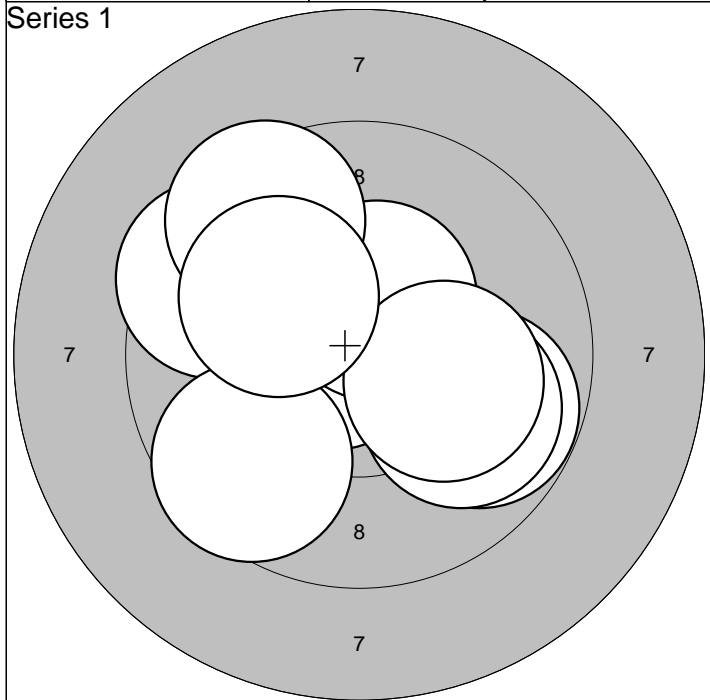
1:10.5* ↘	6: 9.6 ↓	<b>Series</b> 94.0
2: 9.4 →	7: 9.4 →	
3:10.0 ←	8: 9.3 ↘	<b>Total</b> 94.0
4: 9.0 ↗	9:10.3* ←	
5: 9.4 ←	10:10.1 ↘	

1: 9.6 ↙	6: 9.8 →	<b>Series</b> 96.0
2:10.5* →	7:10.3* →	
3:10.2* →	8: 9.3 ↘	<b>Total</b> 190.0
4:10.1 ↓	9:10.5* ↑	
5:10.5* ↘	10: 9.9 ↘	



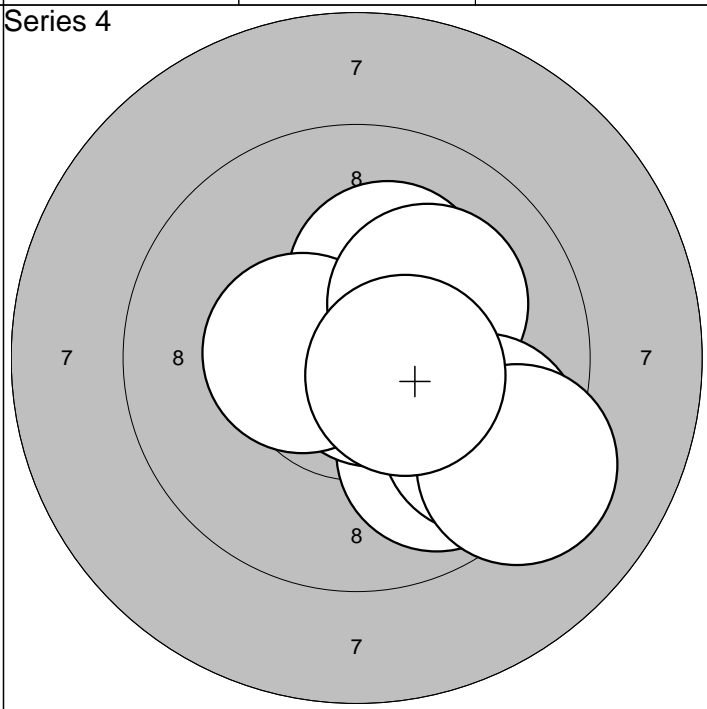
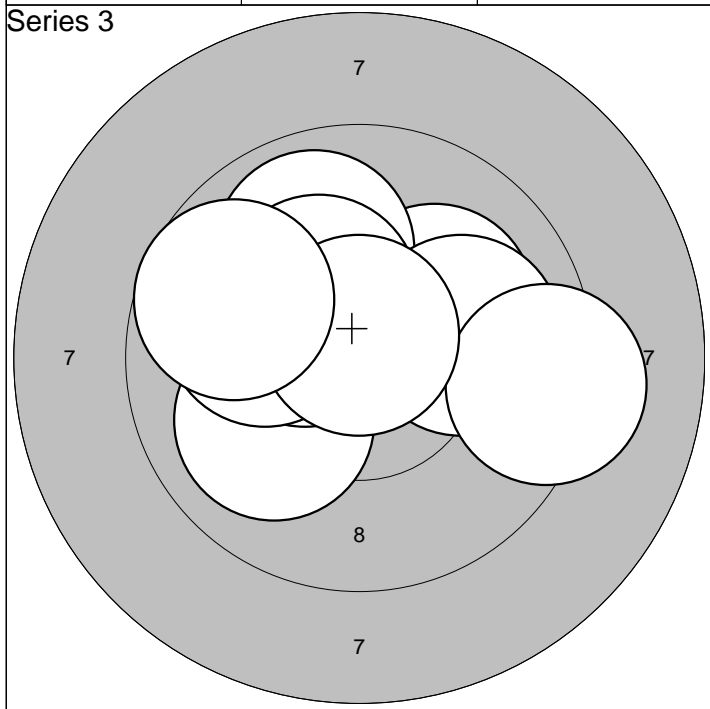
1:10.5* ↑	6:10.0 ↘	<b>Series</b> 97.0
2: 9.5 ↗	7:10.1 ↓	
3:10.2* ↓	8: 9.5 →	<b>Total</b> 287.0
4:10.9* ↗	9: 9.9 ↓	
5:10.4* ↗	10:10.1 ↓	

1: 9.9 ↘	6:10.3* ↙	<b>Series</b> 94.0
2: 9.5 →	7:10.3* ↓	
3: 9.9 ↙	8: 9.4 ↓	<b>Total</b> 381.0
4: 9.8 ←	9:10.1 ↓	
5:10.0 ↑	10: 9.0 ↓	



1:10.7* ↖	6: 9.9 →	<b>Series</b>	95.0
2:10.7* ←	7: 9.6 ↙		
3: 9.5 ↗	8: 9.5 ↗	<b>Total</b>	95.0
4: 9.8 →	9:10.1 →		
5:10.5* ↗	10:10.1 ↗		

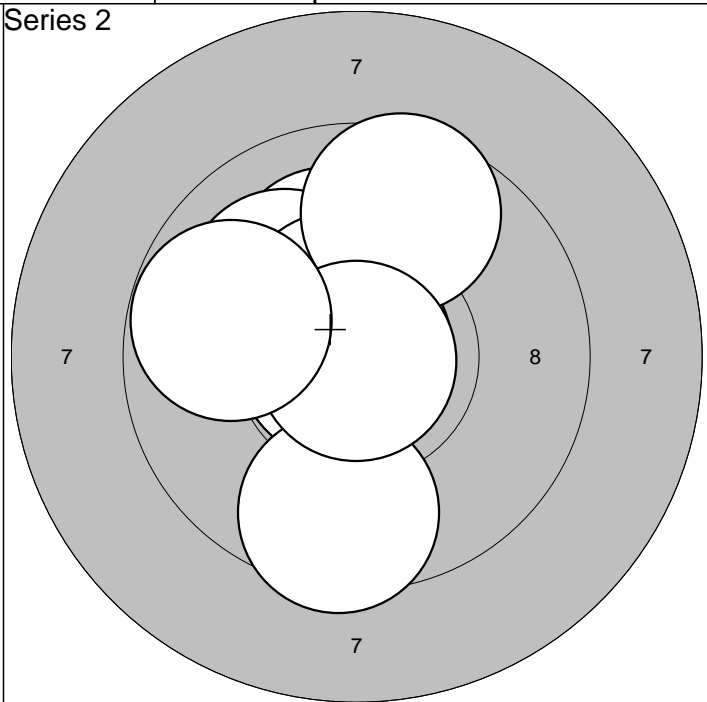
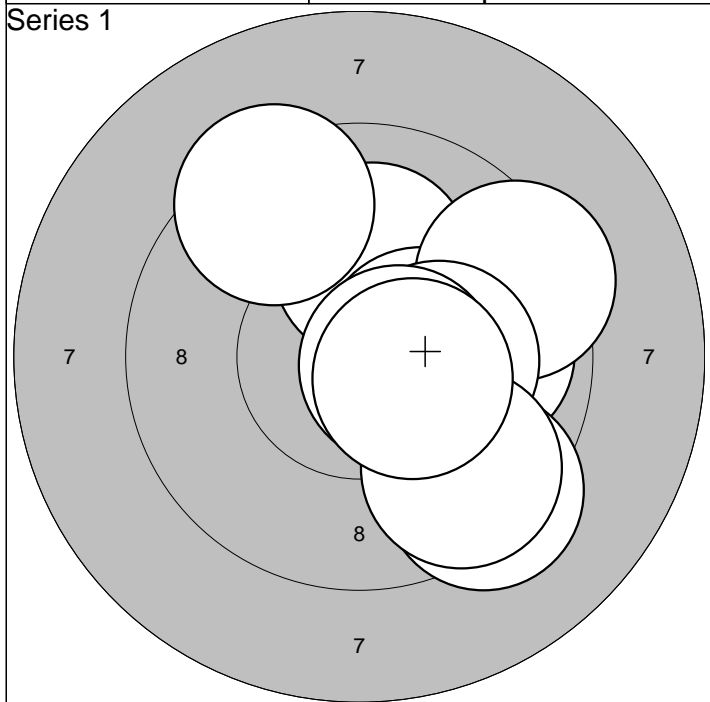
1:10.4* ↗	6:10.7* ←	<b>Series</b>	96.0
2: 9.4 ↖	7:10.8* ←		
3:10.2* →	8: 9.7 →	<b>Total</b>	191.0
4:10.8* ↙	9: 9.6 →		
5:10.3* →	10: 9.5 ↗		



1:10.0 ↙	6:10.0 →	<b>Series</b>	97.0
2:10.1 ↗	7:10.3* ↗		
3:10.4* ↖	8: 9.3 →	<b>Total</b>	288.0
4:10.1 ←	9:10.8* ↗		
5: 9.9 ↗	10: 9.7 ↖		

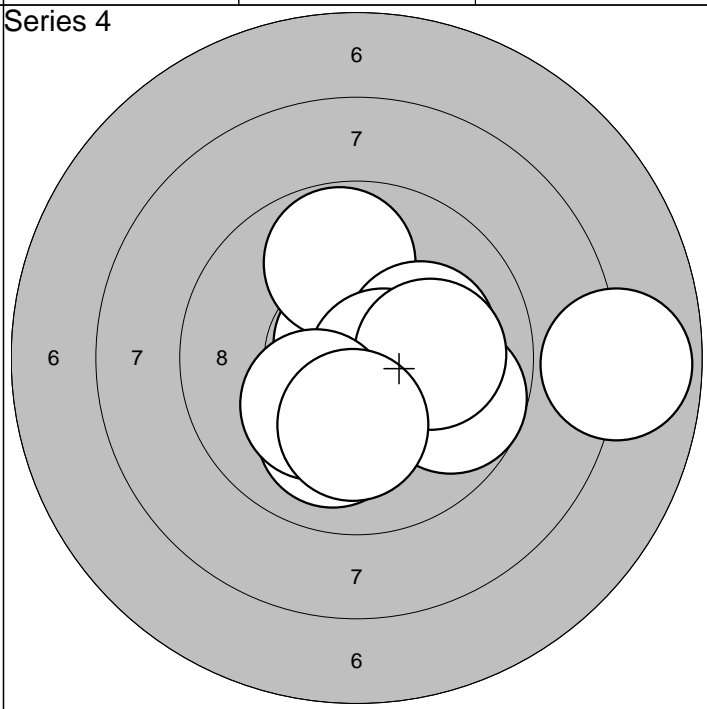
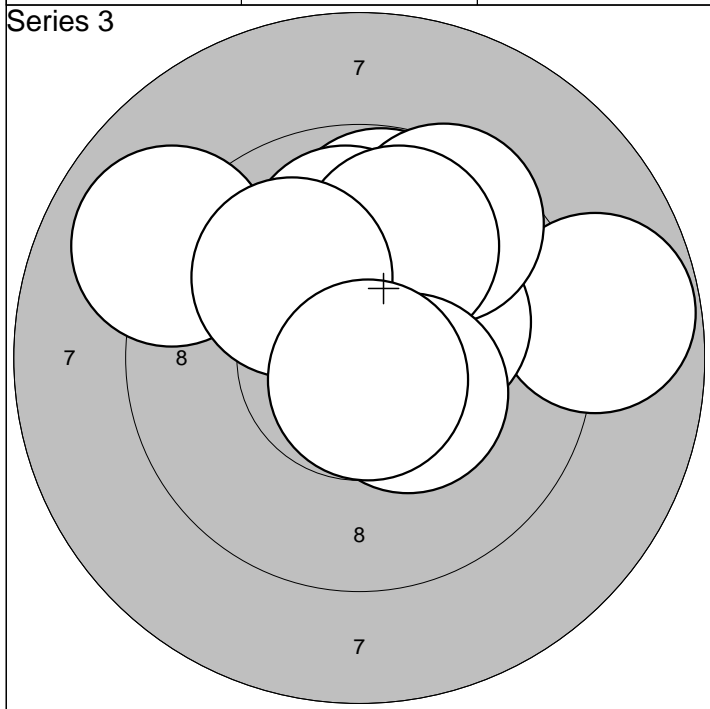
1:10.0 ↙	6:10.5* ←	<b>Series</b>	97.0
2: 9.8 ↙	7:10.1 ↗		
3:10.2* ↗	8: 9.6 ↙	<b>Total</b>	385.0
4:10.8* →	9: 9.2 ↙		
5:10.7* →	10:10.5* →		





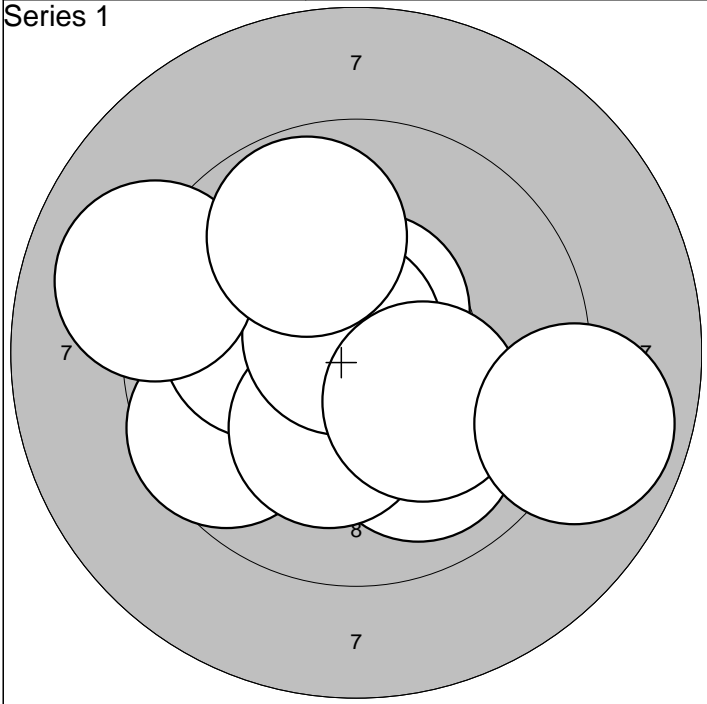
1:10.1	↑	6: 9.4	➔	Series	95.0
2: 9.9	➔	7:10.2*	➔		
3:10.4*	➔	8: 9.6	⬇	Total	95.0
4: 9.4	↗	9:10.6*	➔		
5: 9.3	⬇	10:10.4*	⬇		

1:10.4*	↗	6:10.5*	↗	Series	97.0
2:10.1	↗	7: 9.6	↗		
3:10.1	↗	8: 9.6	⬇	Total	192.0
4:10.8*	⬅	9:10.9*	⬇		
5:10.9*	↗	10: 9.8	⬅		

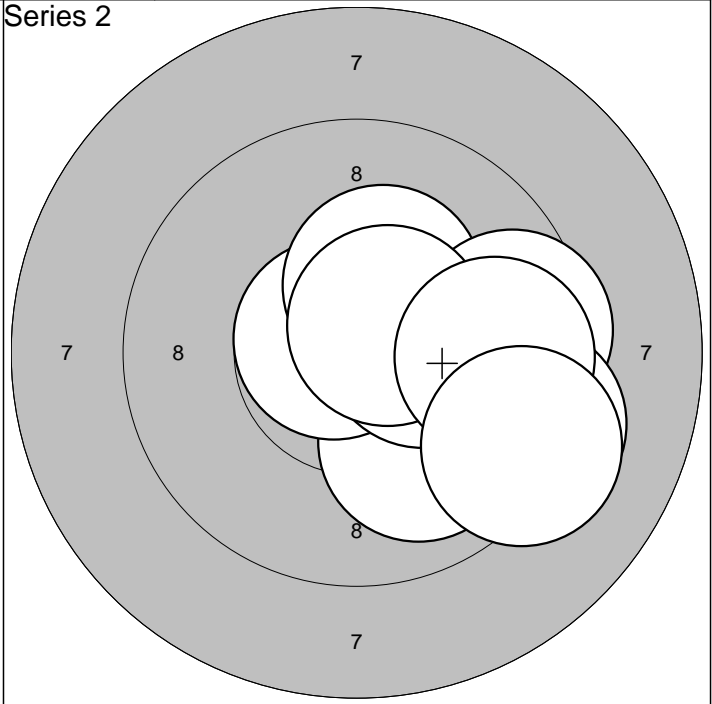


1: 8.8	➔	6: 9.9	↑	Series	93.0
2: 9.8	↑	7: 9.9	↑		
3:10.2*	➔	8:10.4*	⬇	Total	285.0
4: 9.5	↗	9:10.0	↗		
5: 9.0	↖	10:10.7*	⬇		

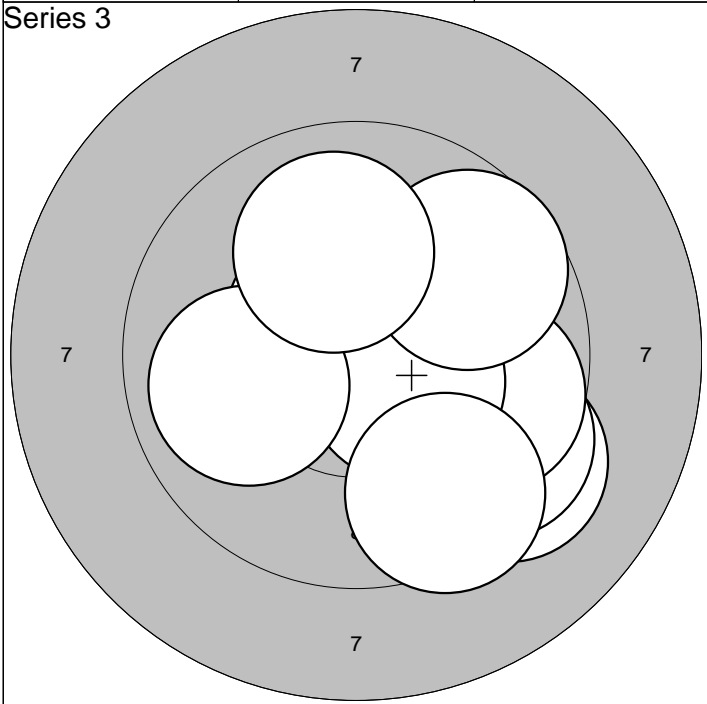
1:10.0	⬇	6:10.6*	➔	Series	95.0
2:10.8*	↗	7: 9.7	➔		
3: 9.8	↑	8:10.1	➔	Total	380.0
4: 7.9	➔	9:10.2*	↖		
5:10.2*	➔	10:10.2*	⬇		



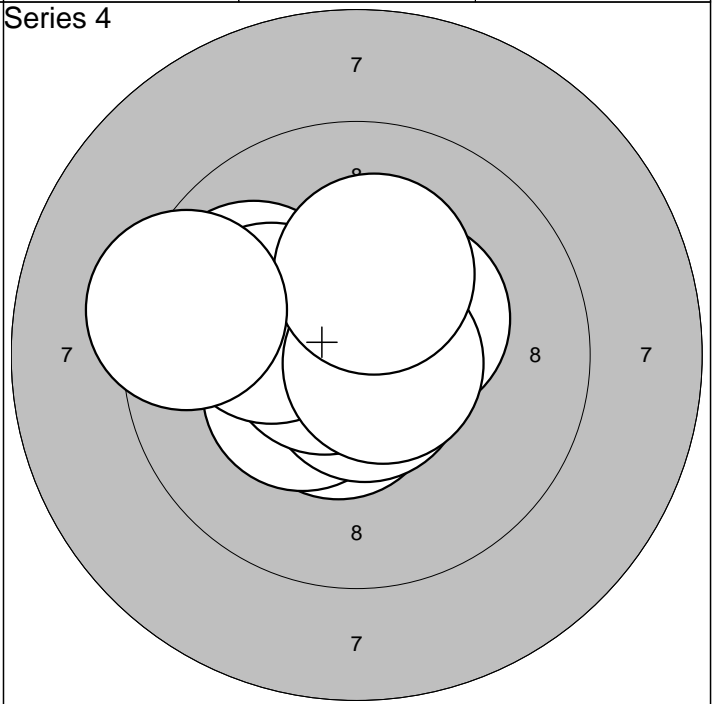
1: 9.6 ↙	6:10.7* ↗	<b>Series</b>	95.0
2:10.0 ↘	7: 9.1 ↖		
3:10.6* ↗	8:10.2* ↘	<b>Total</b>	95.0
4:10.1 ↖	9: 9.8 ↗		
5:10.2* ↘	10: 8.9 ↘		



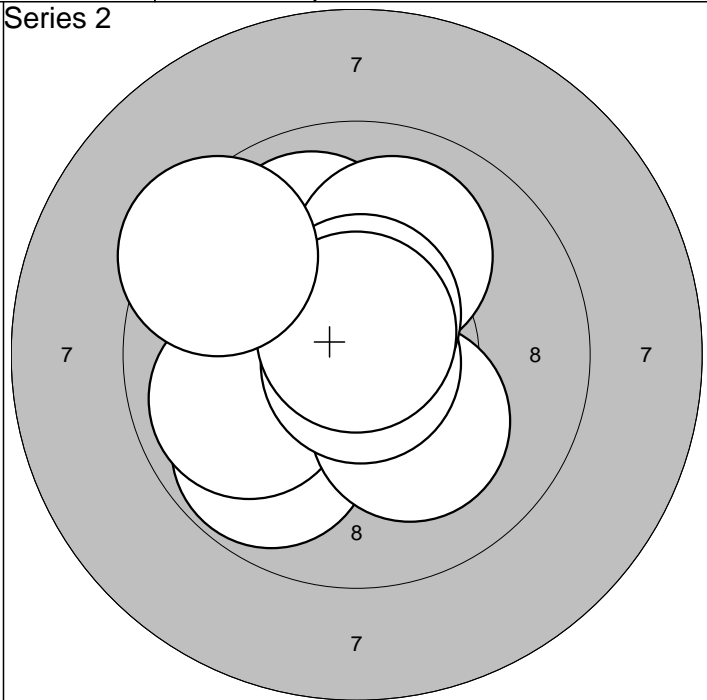
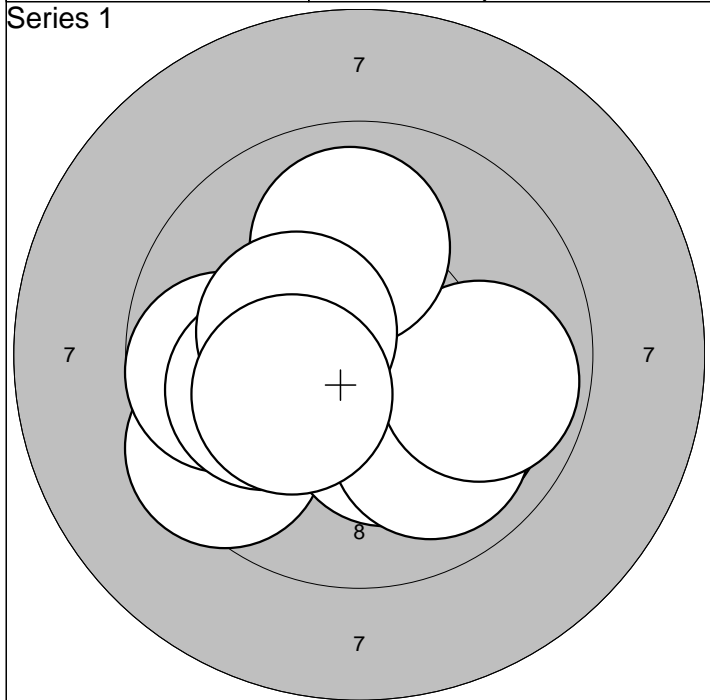
1:10.0 ↘	6: 9.5 →	<b>Series</b>	96.0
2:10.3* →	7:10.6* ↗		
3:10.7* ↖	8: 9.3 ↘	<b>Total</b>	191.0
4:10.4* →	9: 9.7 →		
5:10.3* ↗	10: 9.2 ↘		



1:10.6* ↗	6:10.5* ↘	<b>Series</b>	94.0
2: 9.3 ↘	7: 9.5 ↘		
3:10.5* →	8: 9.9 ↖	<b>Total</b>	285.0
4: 9.5 ↘	9: 9.7 ↗		
5: 9.7 →	10:10.0 ↗		

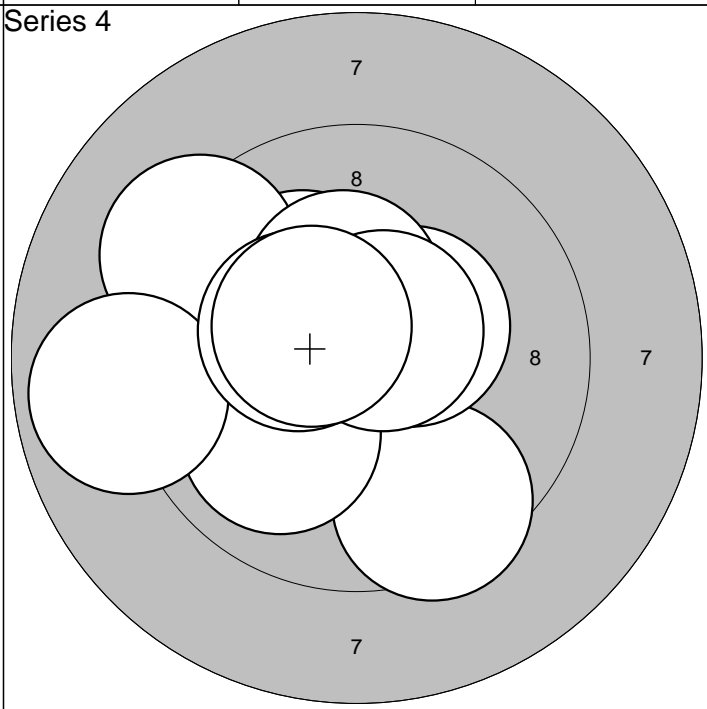
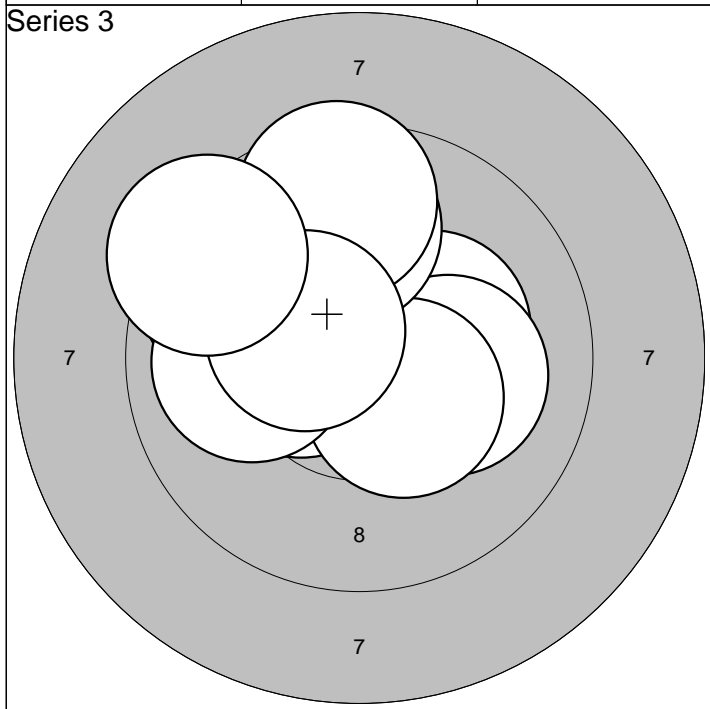


1:10.5* ↘	6:10.1 ↖	<b>Series</b>	98.0
2:10.4* ↖	7:10.4* ↗		
3:10.7* ↘	8:10.7* →	<b>Total</b>	383.0
4:10.7* ↖	9:10.2* ↗		
5: 9.9 ↖	10: 9.4 ↖		



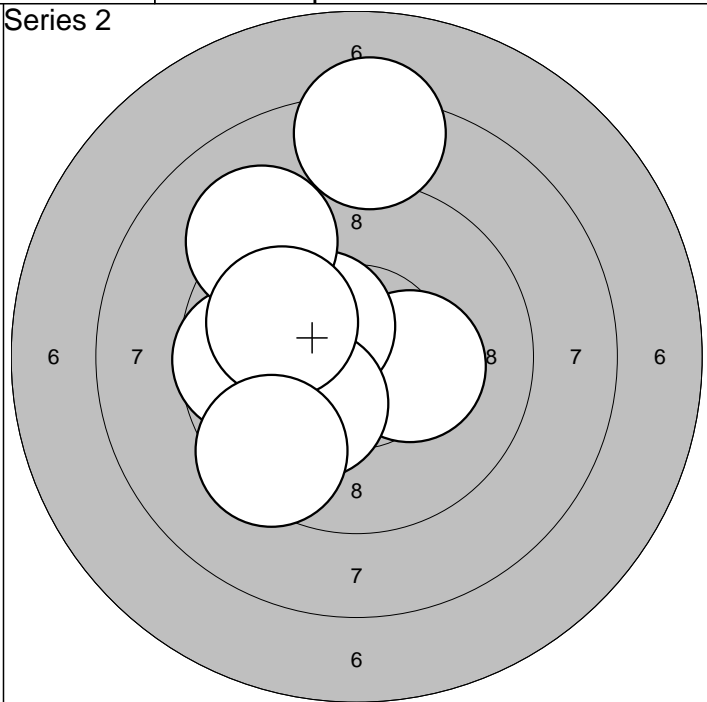
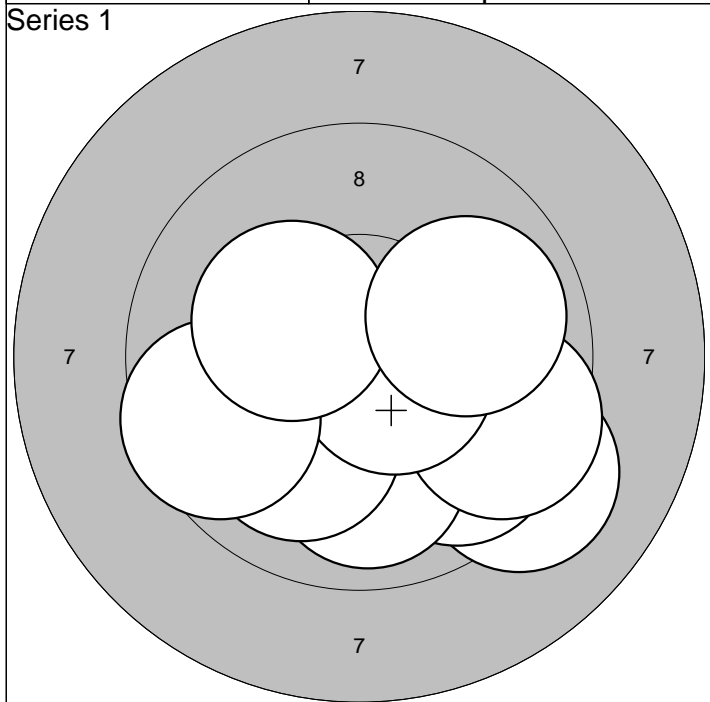
1: 9.5 ↙	6: 9.9 ↘	Series	96.0
2:10.2* ↘	7: 9.8 →		
3: 9.7 ←	8:10.0 ↑	Total	96.0
4:10.1 ←	9:10.4* ←		
5:10.0 ↘	10:10.2* ↙		

1:10.8* ↓	6:10.0 ↑	Series	96.0
2: 9.8 ↙	7:10.9* ↘		
3: 9.9 ←	8:10.6* ↑	Total	192.0
4: 9.9 ↑	9:10.8* ↑		
5:10.2* ↘	10: 9.4 ↙		



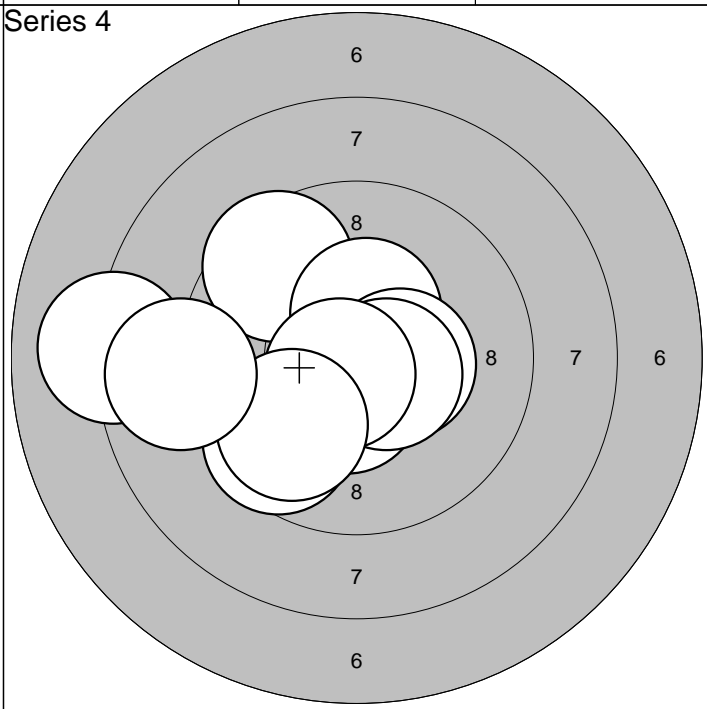
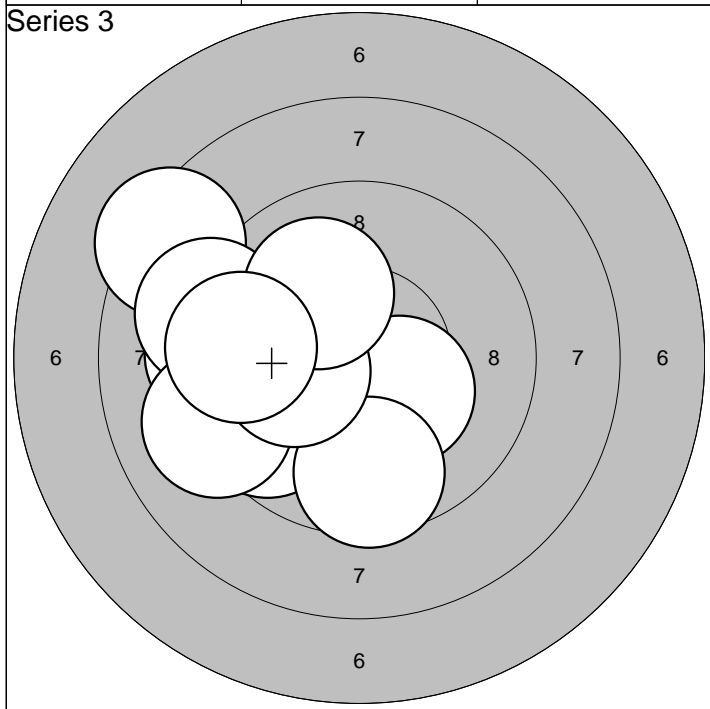
1:10.3* →	6: 9.8 ↑	Series	96.0
2:10.1 →	7:10.0 ←		
3: 9.7 ↖	8: 9.5 ↑	Total	288.0
4:10.4* ←	9:10.4* ↖		
5:10.4* ↘	10: 9.3 ↖		

1: 9.5 ↘	6:10.0 ↙	Series	96.0
2:10.2* ↖	7: 8.9 ←		
3:10.4* →	8:10.6* ↗	Total	384.0
4: 9.3 ↖	9:10.4* ↖		
5:10.3* ↑	10:10.4* ↖		



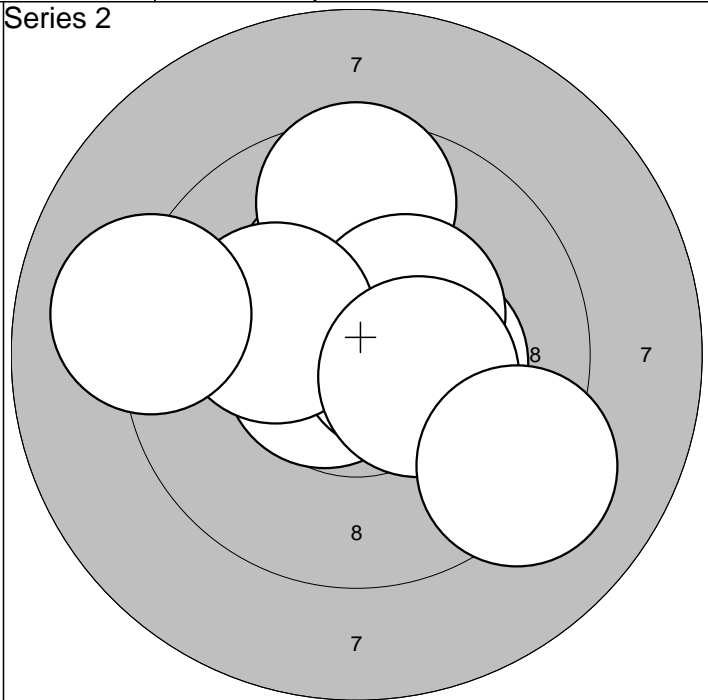
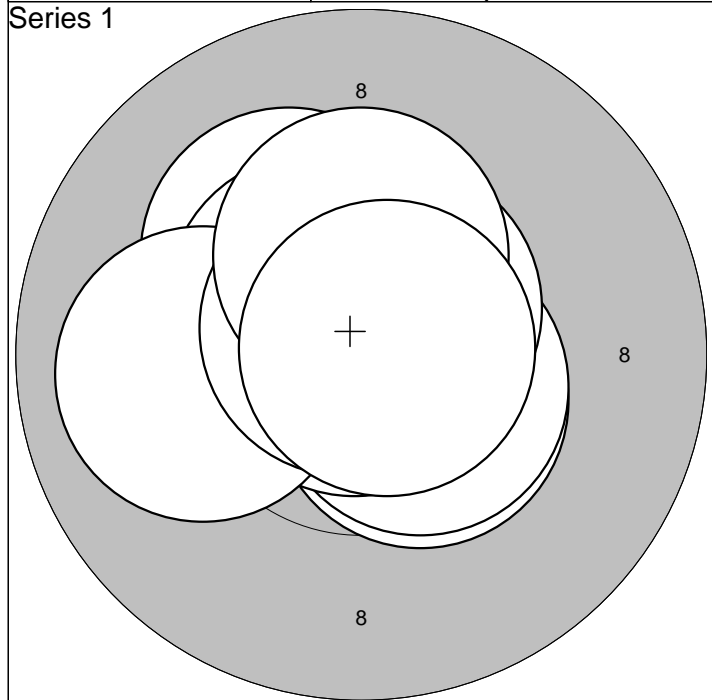
1: 9.2 ↘	6: 9.6 →	Series	94.0
2: 9.8 ↘	7:10.6* →		
3:10.3* ↘	8: 9.6 ←	Total	94.0
4: 9.9 ↓	9:10.3* ↖		
5:10.0 ↙	10: 9.9 →		

1:10.8* ↙	6: 9.2 ↖	Series	95.0
2:10.0 ↙	7: 8.3 ↑		
3: 9.7 ←	8:10.2* ↘	Total	189.0
4:10.3* →	9:10.0 ↖		
5:10.4* ↖	10: 9.4 ↘		



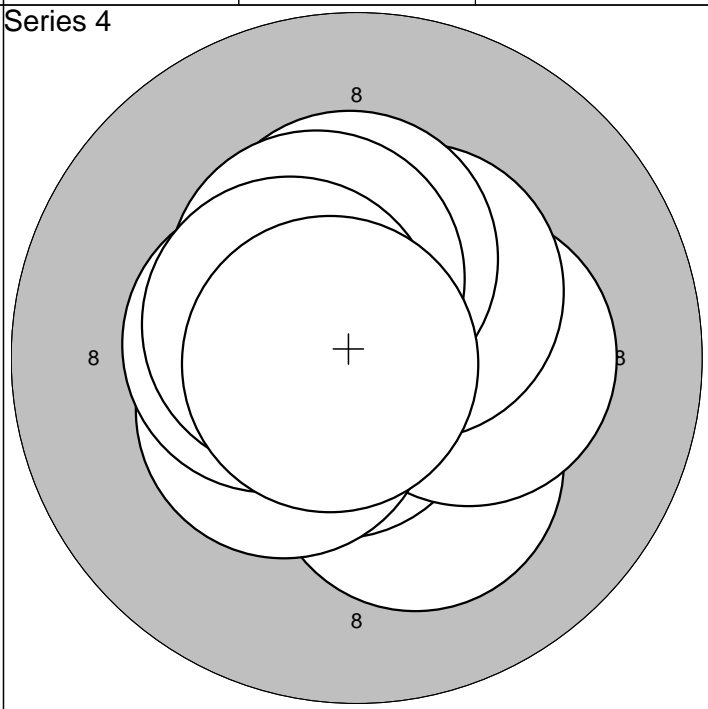
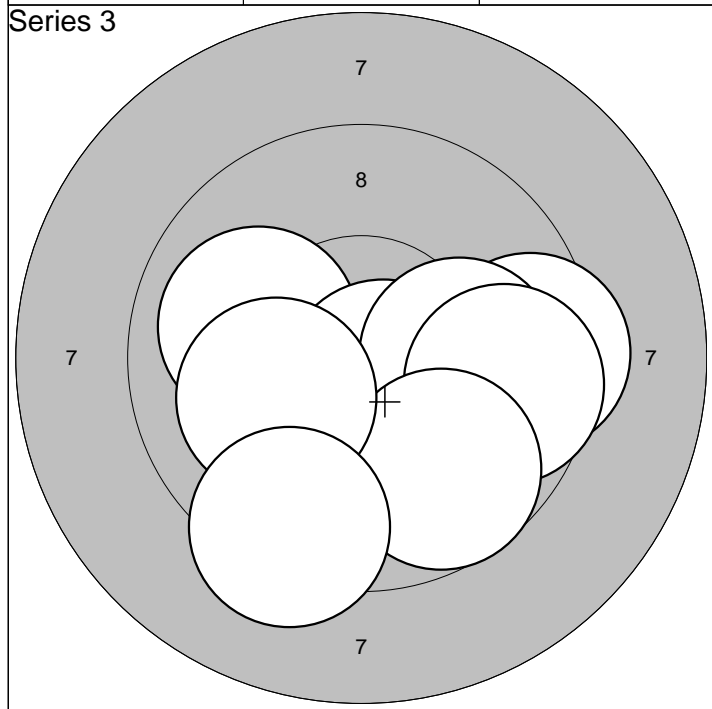
1: 8.3 ↖	6: 9.6 ↓	Series	92.0
2: 9.3 ←	7: 9.1 ←		
3:10.3* ↘	8:10.2* ←	Total	281.0
4: 9.1 ←	9:10.0 ↖		
5: 9.6 ↙	10: 9.5 ←		

1: 9.5 ↖	6:10.6* →	Series	93.0
2: 9.6 ↙	7:10.7* ↘		
3:10.4* ↑	8: 9.9 ↘	Total	374.0
4:10.4* →	9: 8.1 ←		
5:10.5* ↓	10: 8.9 ←		



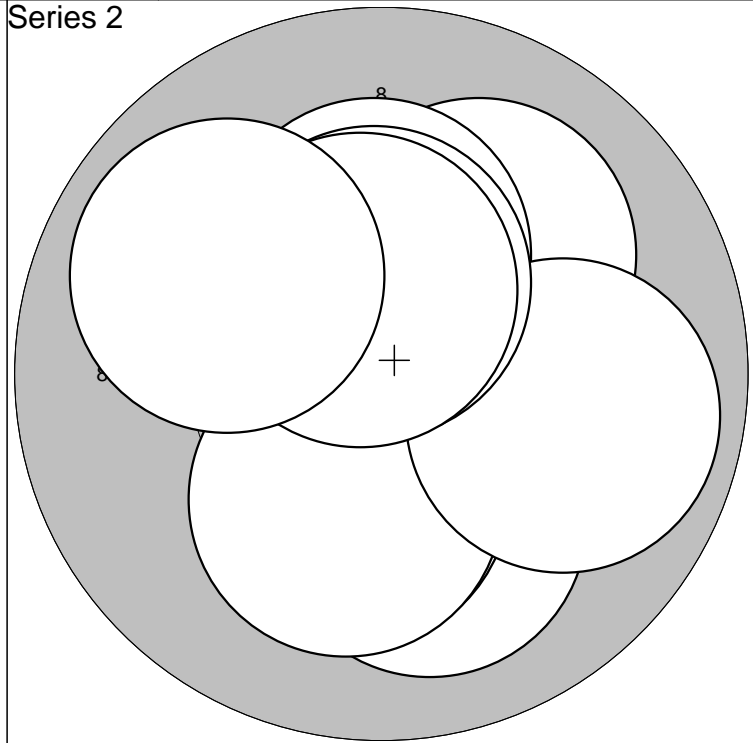
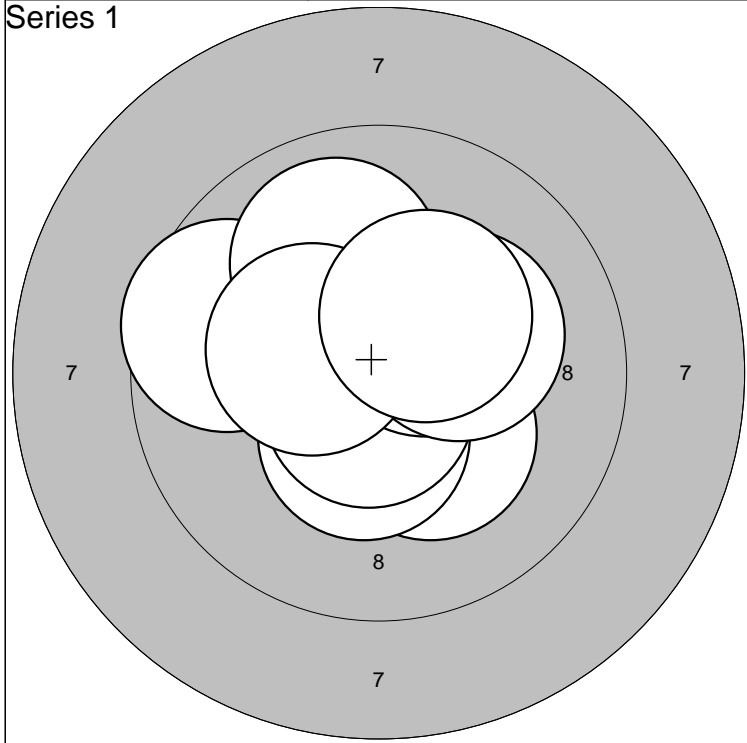
1:10.5* ↘	6:10.0 ←	<b>Series</b>	100.0
2:10.2* ↗	7:10.6* ↗		
3:10.5* ↗	8:10.8* ↗	<b>Total</b>	100.0
4:10.5* ↘	9:10.3* ↑		
5:10.9* ↗	10:10.8* →		

1:10.3* ↑	6:10.4* ↗	<b>Series</b>	97.0
2: 9.6 ↑	7:10.2* ←		
3:10.3* →	8: 9.1 ←	<b>Total</b>	197.0
4:10.6* ←	9:10.4* →		
5:10.6* →	10: 9.2 ↘		



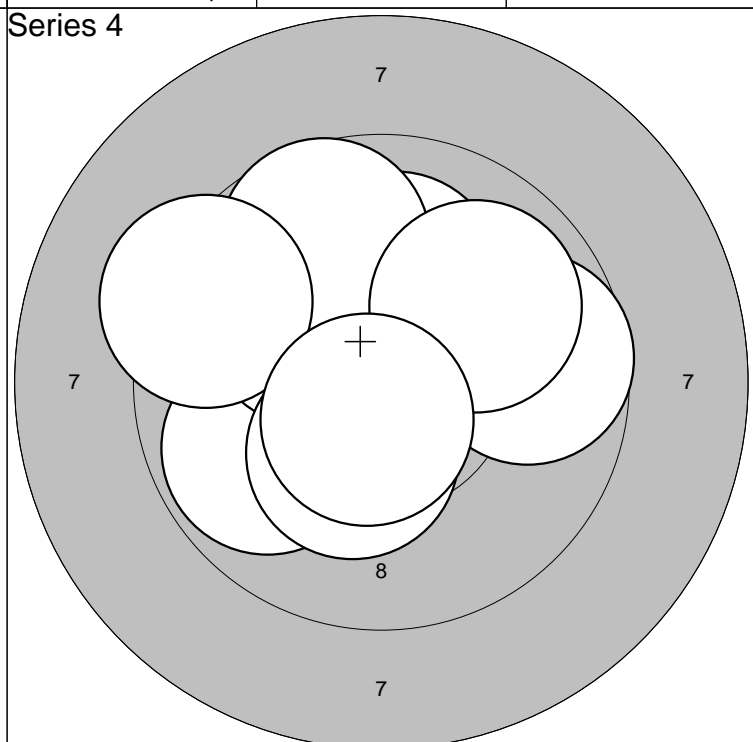
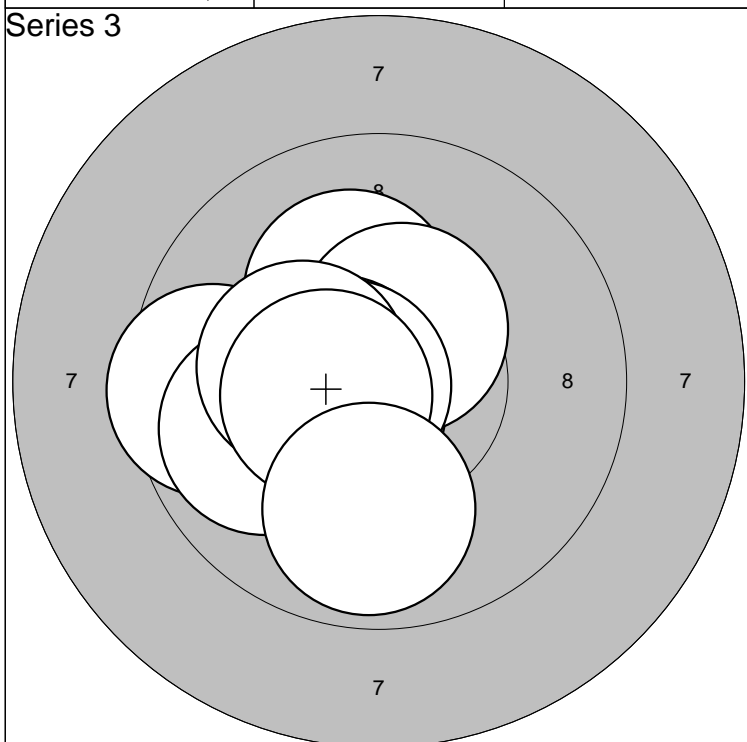
1: 9.4 →	6:10.1 →	<b>Series</b>	96.0
2:10.0 ←	7: 9.6 →		
3:10.5* ↓	8: 9.7 ↓	<b>Total</b>	293.0
4:10.4* ↓	9:10.1 ←		
5:10.7* ↓	10: 9.3 ↓		

1:10.2* ↓	6:10.4* ←	<b>Series</b>	100.0
2:10.7* ↓	7:10.3* ↑		
3:10.3* →	8:10.4* ↗	<b>Total</b>	393.0
4:10.4* ↗	9:10.5* ←		
5:10.4* ←	10:10.8* ←		



1: 9.6	←	6:10.4*	↗	Series	99.0
2:10.7*	↘	7:10.2*	→		
3:10.3*	↘	8:10.0	↑	Total	99.0
4:10.4*	↓	9:10.4*	↖		
5:10.7*	↓	10:10.3*	↗		

1:10.1	↓	6:10.3*	↑	Series	98.0
2:10.2*	↓	7: 9.9	→		
3:10.5*	↗	8:10.4*	↑	Total	197.0
4:10.1	↗	9:10.5*	↑		
5:10.2*	↓	10: 9.9	↖		



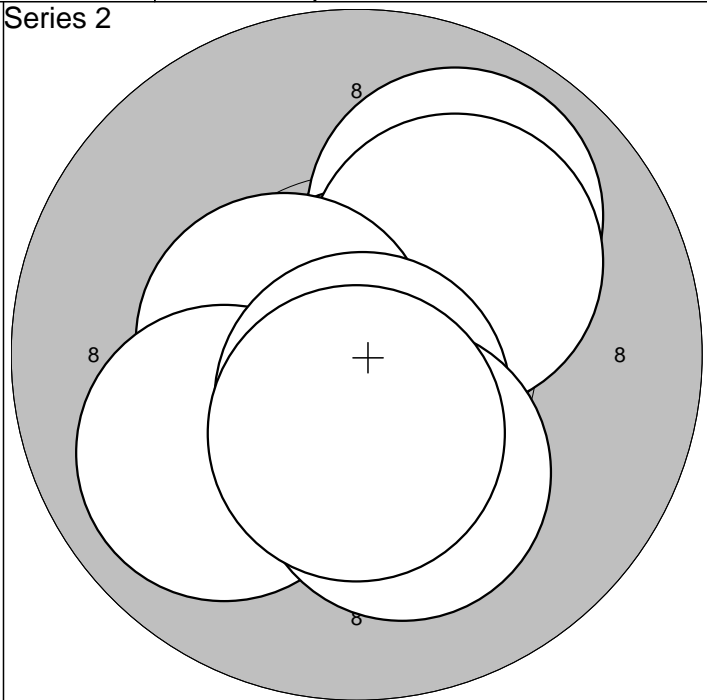
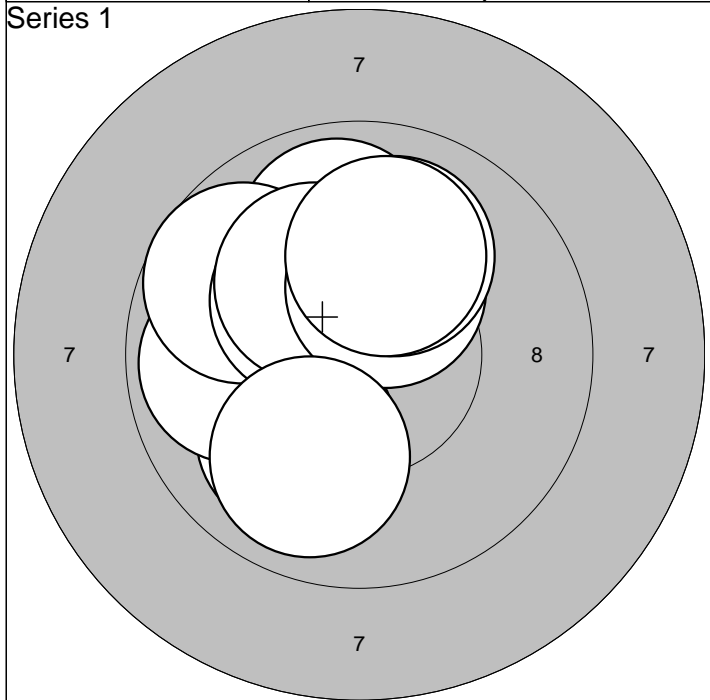
1: 9.5	←	6:10.7*	←	Series	97.0
2:10.2*	↑	7: 9.9	←		
3:10.6*	↖	8:10.3*	←	Total	294.0
4:10.5*	↑	9:10.5*	←		
5:10.6*	←	10: 9.9	↓		

1: 9.9	←	6: 9.7	↗	Series	95.0
2:10.1	↑	7: 9.9	↗		
3:10.2*	↖	8: 9.3	←	Total	389.0
4:10.1	↑	9:10.3*	↓		
5: 9.7	→	10:10.6*	↓		

<b>Relay</b> <b>5</b>	<b>Lane</b> <b>22</b>	<b>Emelie Andersson</b>	
--------------------------	--------------------------	-------------------------	--

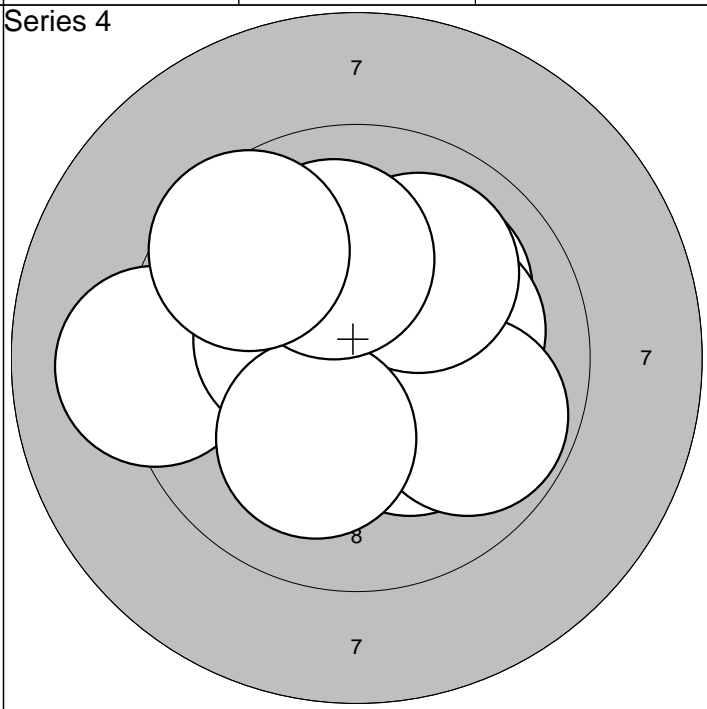
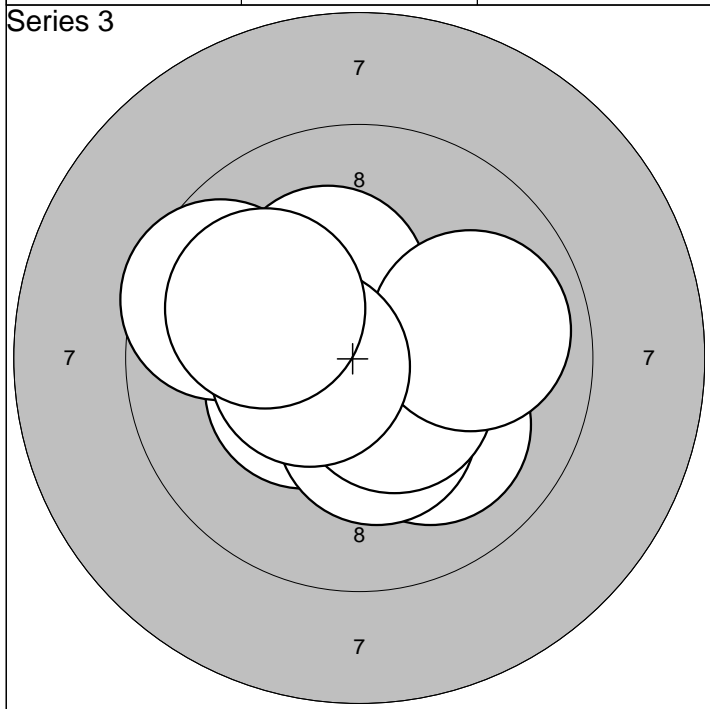
<b>Day 3, Rifle</b>	<b>Avesta Spk</b>	<b>ARJW</b>
---------------------	-------------------	-------------

<b>3-6.1.2010</b>	<b>Swedish Cup 2010</b>	<b>Swedishcup 10</b>
-------------------	-------------------------	----------------------



1: 9.9    ↗	6:10.2*   ↘	<b>Series</b> 96.0
2:10.0    ↘	7:10.3*   ↗	
3: 9.9    ←	8: 9.9    ↘	<b>Total</b> 96.0
4: 9.7    ↗	9:10.0    ↗	
5:10.3*   ↗	10:10.0   ↗	

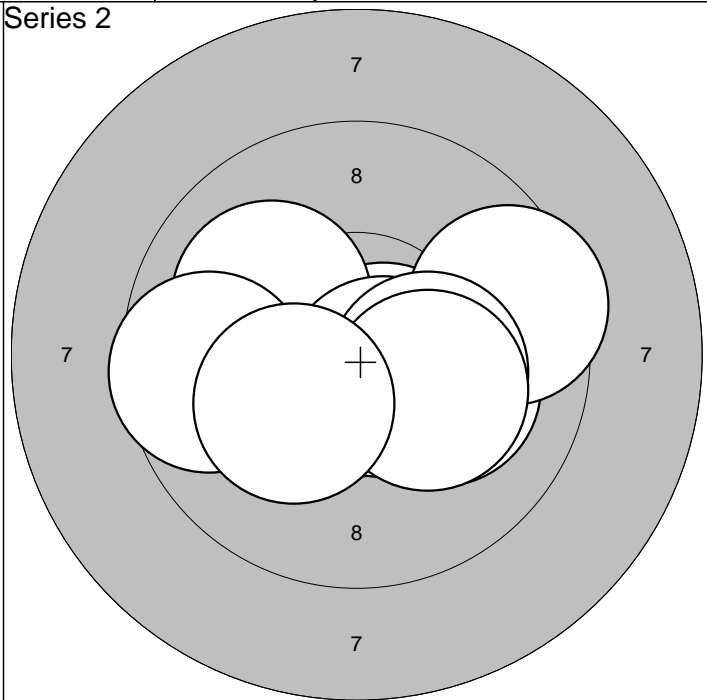
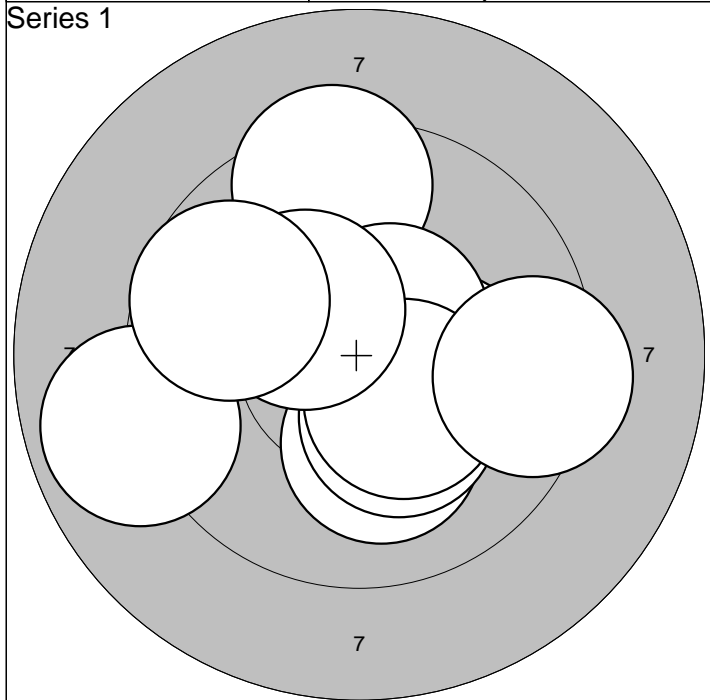
1:10.4*   ↗	6:10.5*   ←	<b>Series</b> 98.0
2: 9.9    ↗	7: 9.9    ↘	
3:10.8*   ↗	8:10.7*   ↘	<b>Total</b> 194.0
4:10.8*   ↘	9:10.2*   ↘	
5:10.2*   ↗	10:10.5*   ↘	



1:10.4*   ↘	6:10.5*   ↘	<b>Series</b> 98.0
2:10.4*   →	7:10.3*   ↗	
3:10.1    ↘	8: 9.9    →	<b>Total</b> 292.0
4:10.3*   ↘	9:10.5*   ←	
5: 9.6    ↗	10:10.0   ↗	

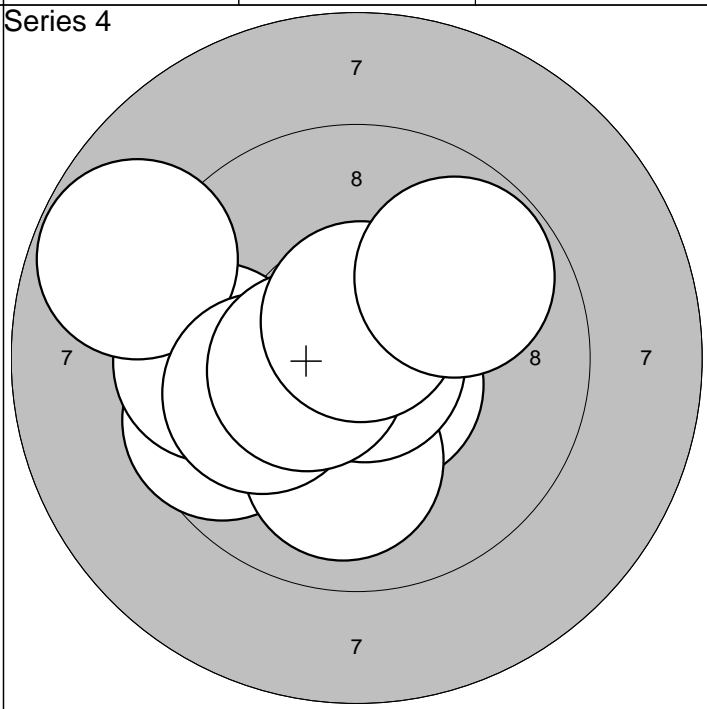
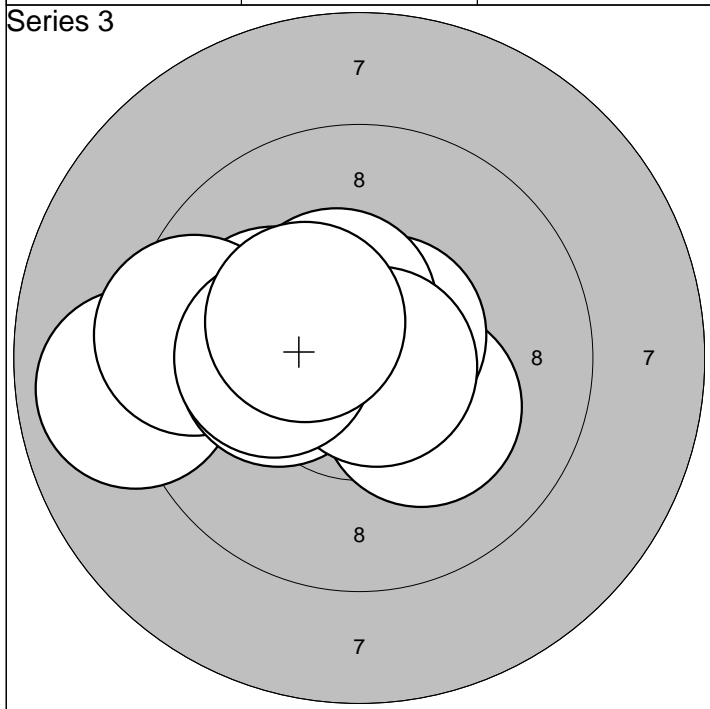
1:10.1    ↗	6: 9.8    →	<b>Series</b> 97.0
2: 9.1    ←	7:10.0    ↗	
3:10.3*   ↘	8:10.2*   ↘	<b>Total</b> 389.0
4:10.1    →	9:10.1    ↗	
5:10.3*   ←	10: 9.6    ↗	

<b>Edman Precision, Morini, Interprodukter</b>	<b>Sävsjö kommun, Sävsjö Skytte Center</b>
--	--



1:10.2* →	6:10.4* ↘	<b>Series</b> 95.0
2:10.1 ↓	7:10.3* ↗	
3: 9.4 ↑	8: 8.9 ←	<b>Total</b> 95.0
4:10.5* ↗	9: 9.7 ←	
5:10.3* ↘	10: 9.4 →	

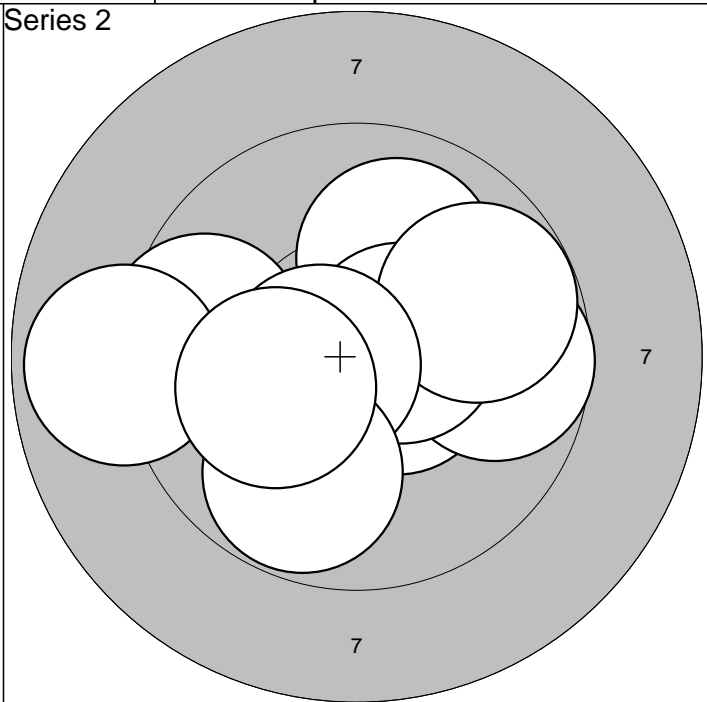
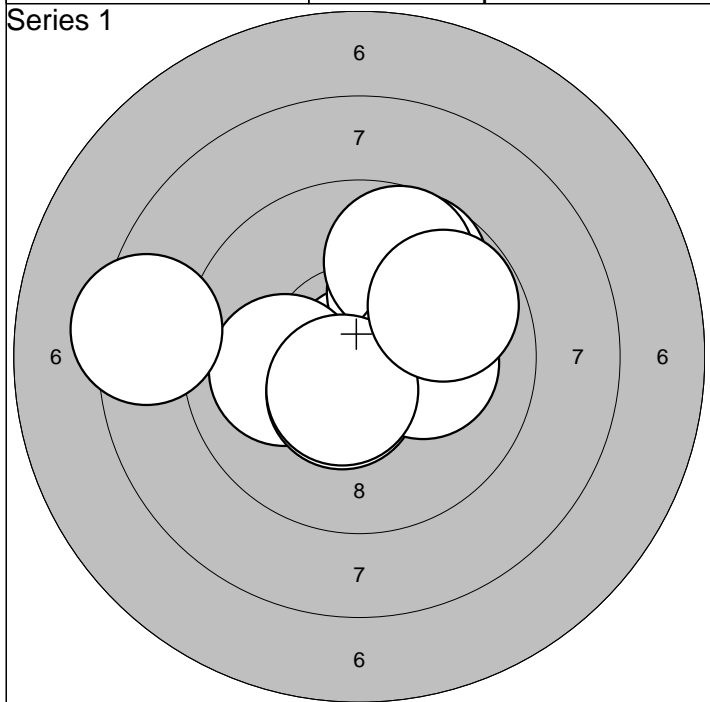
1:10.1 ←	6:10.6* ↘	<b>Series</b> 98.0
2:10.7* →	7: 9.5 →	
3:10.1 →	8:10.3* →	<b>Total</b> 193.0
4:10.1 ↗	9:10.2* ↘	
5: 9.6 ←	10:10.2* ↙	



1: 8.9 ←	6: 9.5 ←	<b>Series</b> 97.0
2:10.2* ↘	7:10.2* ←	
3:10.6* ↗	8:10.8* →	<b>Total</b> 290.0
4:10.5* ↑	9:10.2* ←	
5:10.2* ←	10:10.4* ↗	

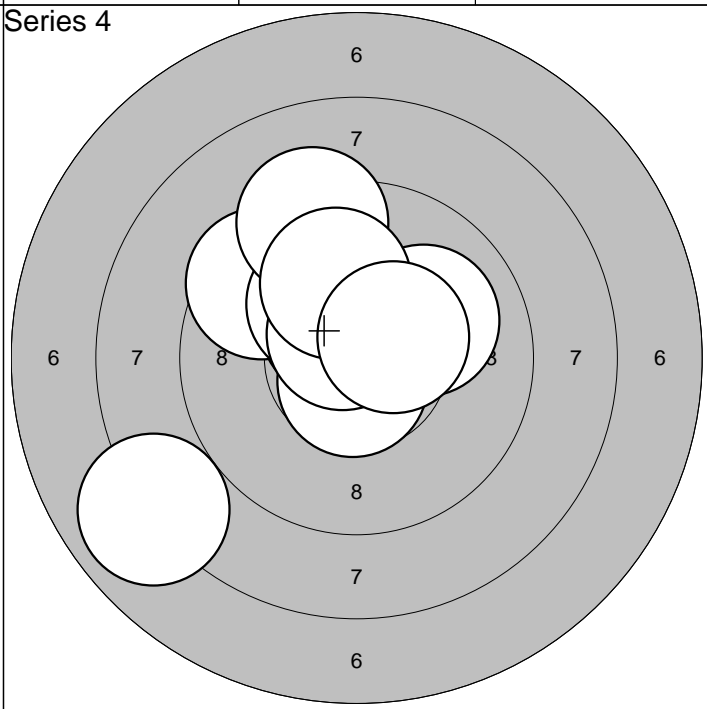
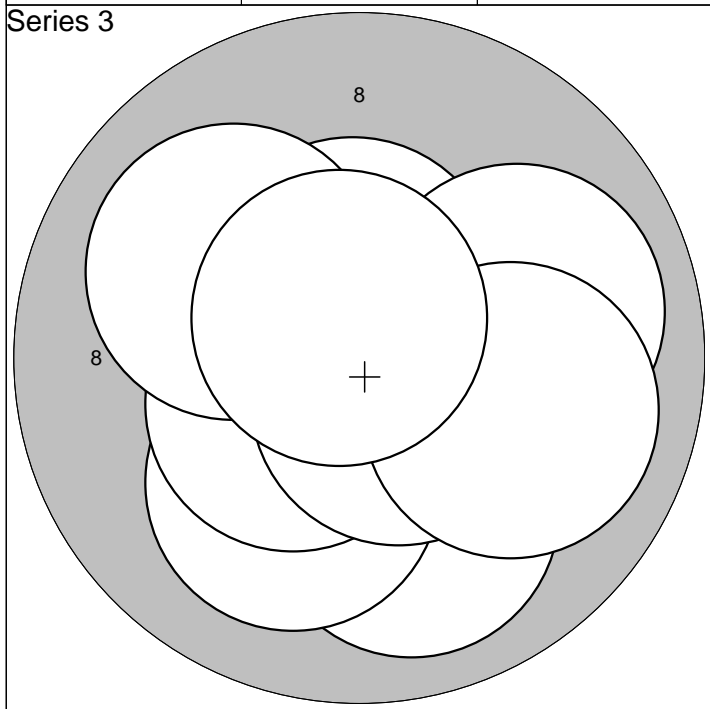
1:10.6* ↘	6: 8.8 ←	<b>Series</b> 95.0
2: 9.6 ←	7:10.0 ←	
3: 9.6 ←	8:10.5* ←	<b>Total</b> 385.0
4:10.0 ↓	9:10.6* ↑	
5:10.9* →	10: 9.8 ↗	





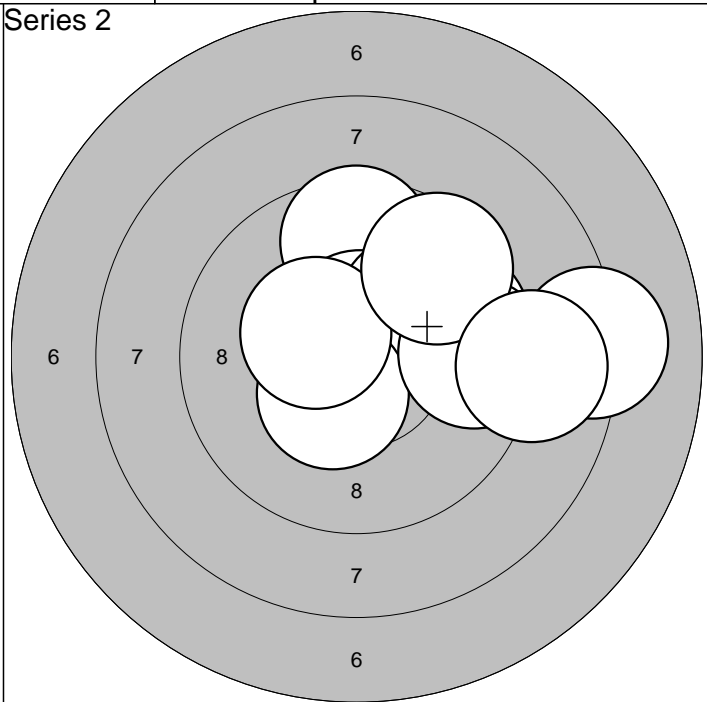
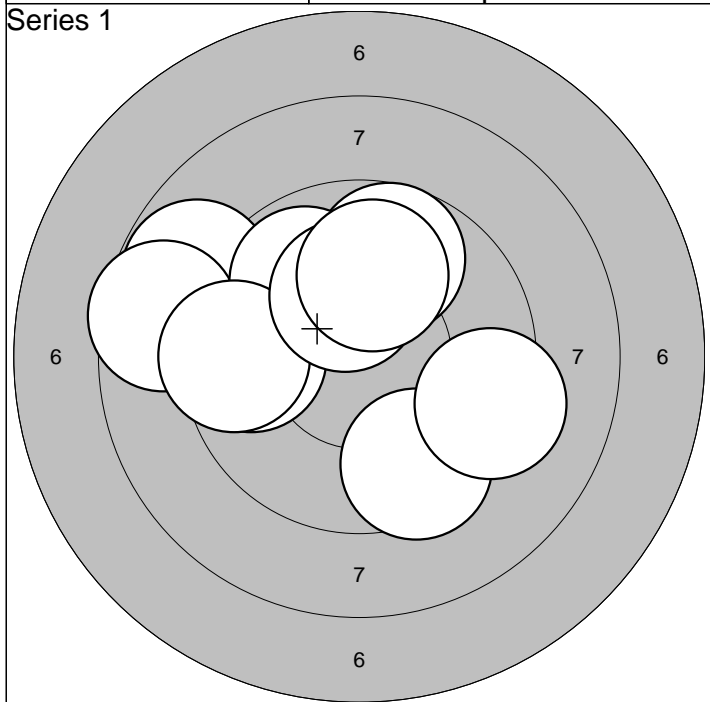
1:10.9* ↘	6:10.5* ↓	Series 95.0
2: 9.7 ↗	7:10.2* →	
3:10.0 ↗	8:10.5* ↓	Total 95.0
4: 9.7 ↗	9: 8.4 ←	
5:10.1 ←	10: 9.8 ↗	

1:10.5* →	6:10.5* →	Series 94.0
2: 9.6 ←	7: 9.8 →	
3:10.0 ↗	8:10.6* ←	Total 189.0
4: 8.9 ←	9: 9.8 ↓	
5: 9.7 →	10:10.2* ←	



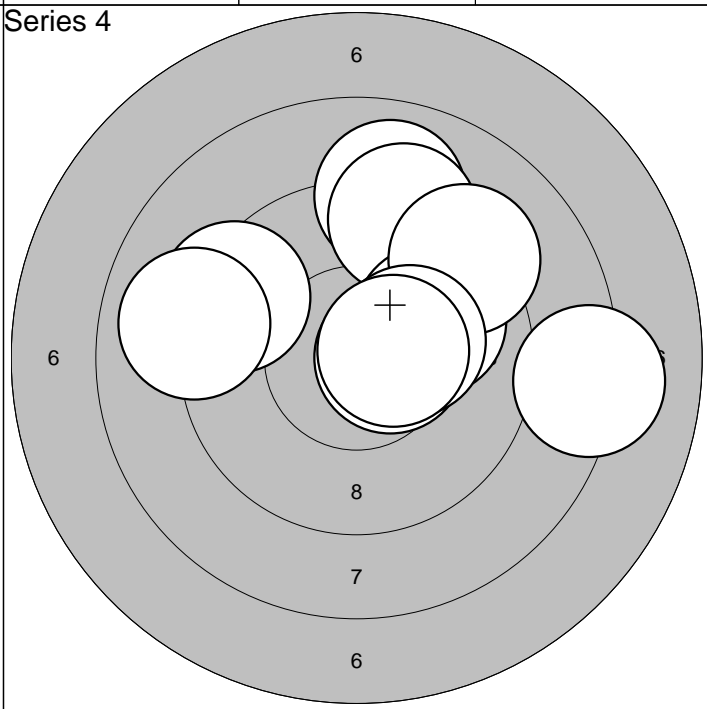
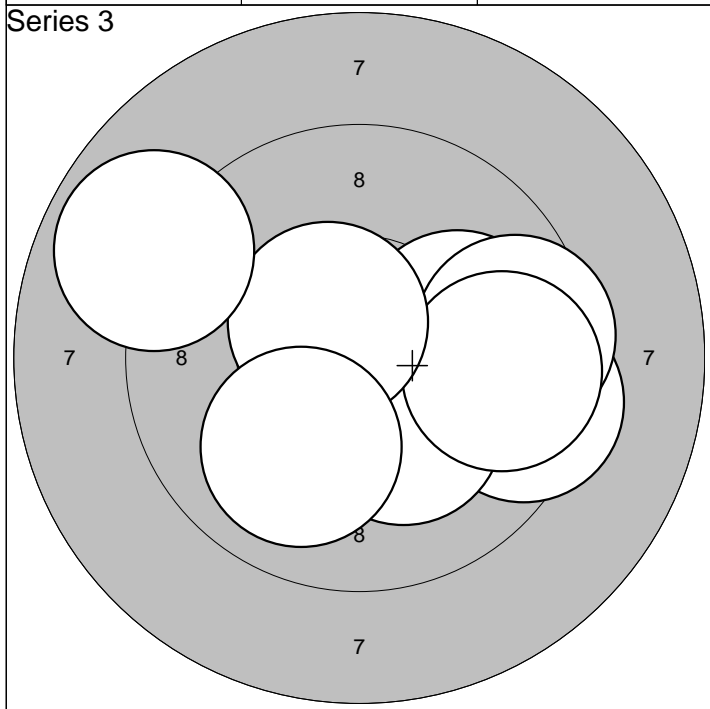
1:10.0 ↓	6:10.5* ←	Series 100.0
2:10.5* ↑	7:10.0 ←	
3:10.1 ↓	8:10.6* ↓	Total 289.0
4:10.6* ←	9:10.0 →	
5:10.0 →	10:10.7* ↗	

1:10.0 →	6: 9.3 ↗	Series 96.0
2:10.5* ↗	7:10.7* ↓	
3: 9.5 ↗	8:10.6* ↗	Total 385.0
4: 8.0 ↘	9:10.0 ↗	
5:10.2* ↗	10:10.5* →	



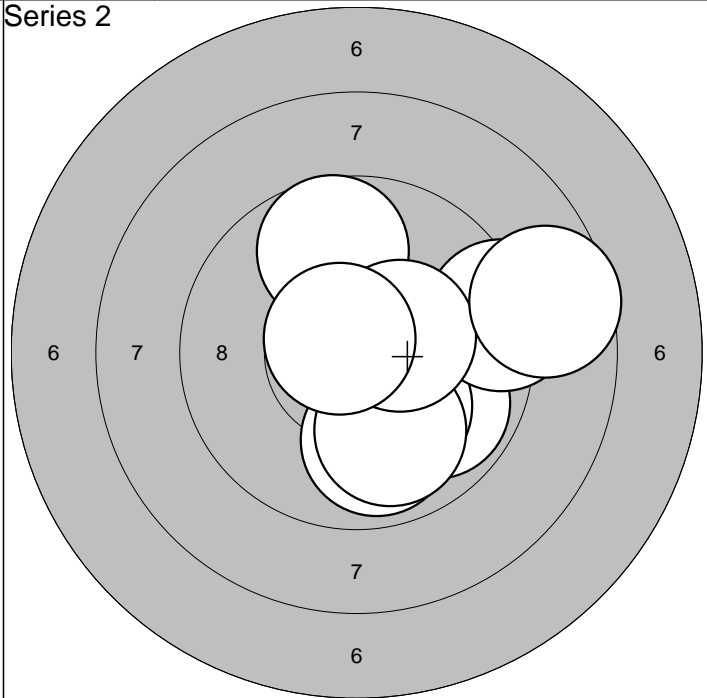
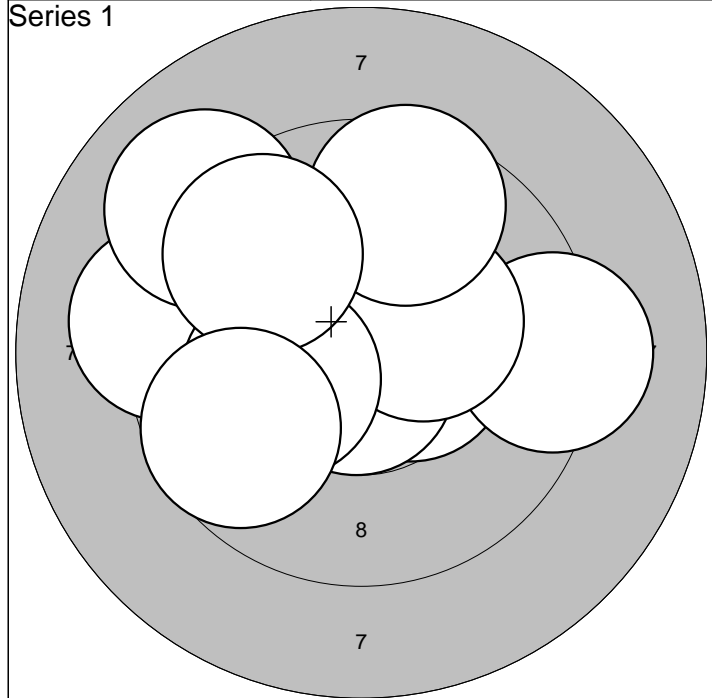
1: 9.7	↑	6: 9.3	→	Series	90.0
2: 9.7	←	7: 9.9	↗		
3: 8.8	↖	8: 9.5	←	Total	90.0
4: 8.6	←	9:10.2*	↑		
5: 9.5	↓	10:10.0	↑		

1: 9.6	↑	6: 8.2	→	Series	92.0
2: 9.7	→	7: 9.5	→		
3:10.6*	↑	8:10.4*	↖	Total	182.0
4:10.1	↗	9: 9.5	↗		
5:10.4*	↘	10: 8.9	→		



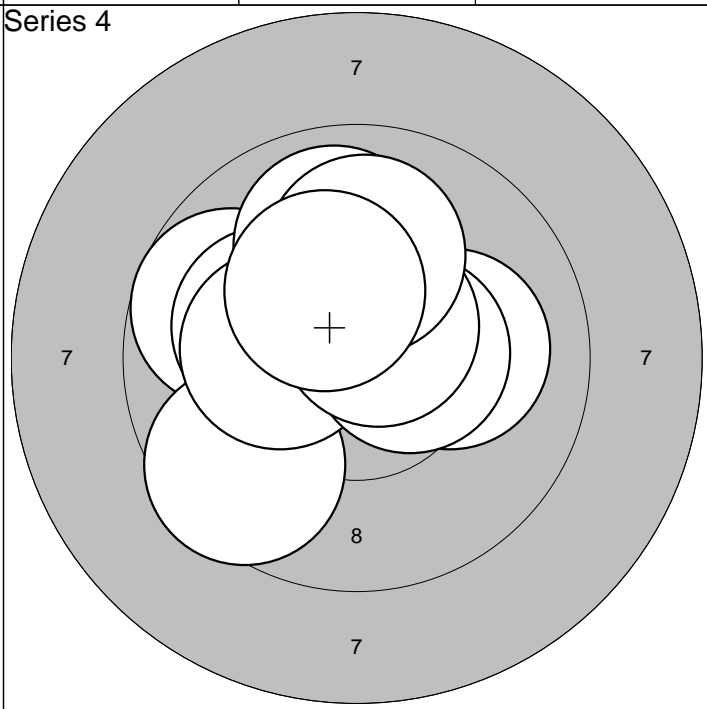
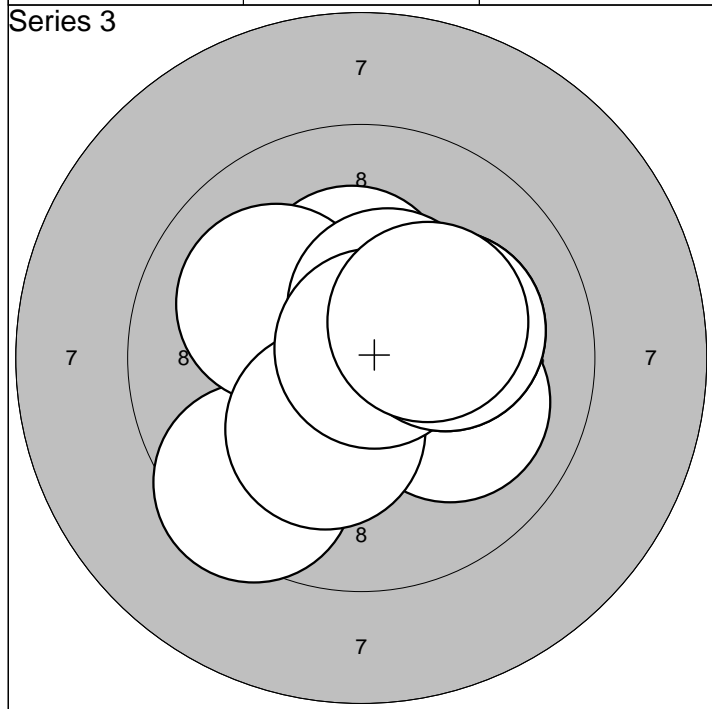
1: 9.6	→	6:10.2*	↘	Series	94.0
2:10.3*	→	7: 9.7	→		
3:10.0	→	8:10.5*	↗	Total	276.0
4: 9.4	→	9:10.0	↘		
5: 9.5	→	10: 8.9	↖		

1: 9.0	↑	6: 8.2	→	Series	93.0
2: 9.2	↑	7: 9.2	↗		
3: 9.3	↖	8:10.3*	→	Total	369.0
4:10.0	↗	9:10.5*	→		
5:10.5*	→	10: 9.0	←		



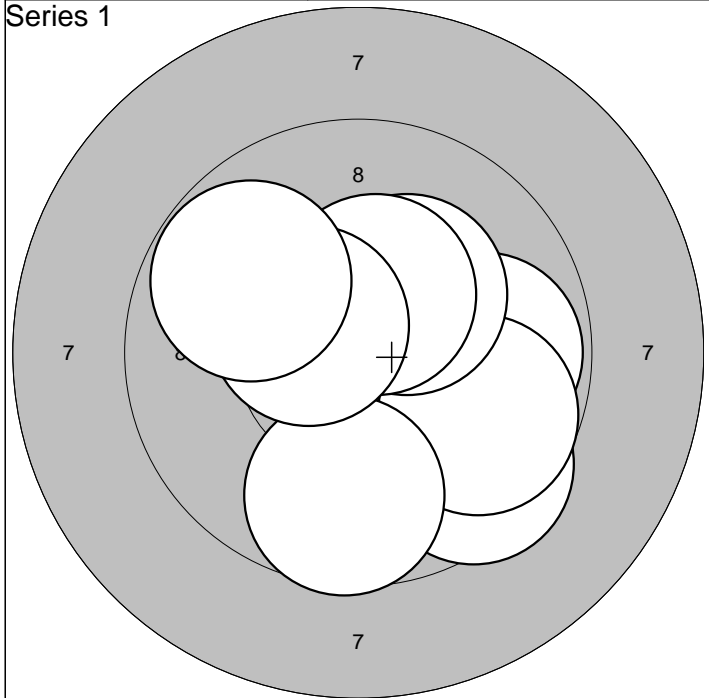
1:10.5* →	6: 9.0 ↖	<b>Series</b>	94.0
2: 9.2 ←	7:10.2* ←		
3: 9.2 →	8: 9.6 ↑	<b>Total</b>	94.0
4:10.8* ↓	9: 9.7 ↗		
5:10.3* ↗	10: 9.7 ↙		

1: 9.9 ↘	6: 9.7 ↑	<b>Series</b>	93.0
2:10.1 ↘	7: 9.2 →		
3: 9.9 ↓	8:10.4* →	<b>Total</b>	187.0
4:10.8* ↑	9:10.7* ↖		
5: 9.9 ↓	10: 8.6 →		

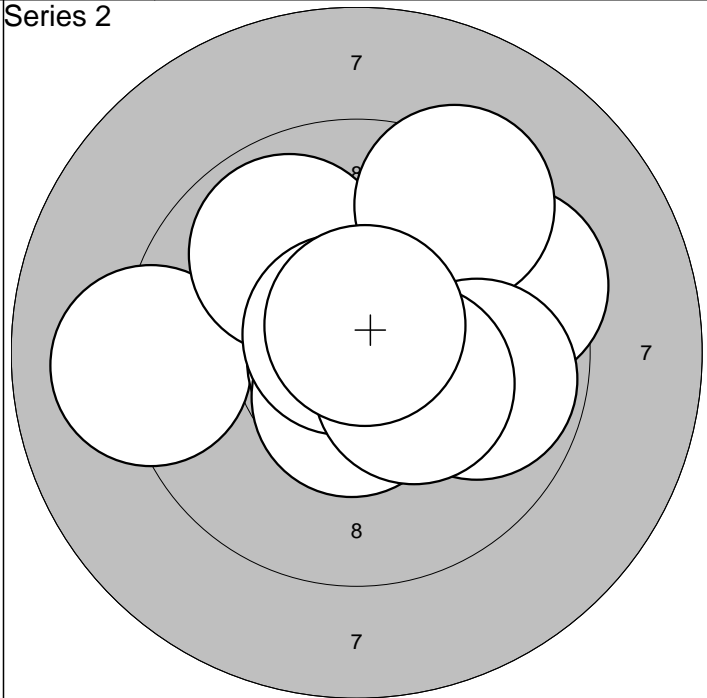


1: 9.5 ↙	6:10.4* ↗	<b>Series</b>	99.0
2:10.1 ↘	7:10.3* ↓		
3:10.2* →	8:10.8* ↗	<b>Total</b>	286.0
4:10.3* ↑	9:10.2* →		
5:10.0 ↖	10:10.3* ↗		

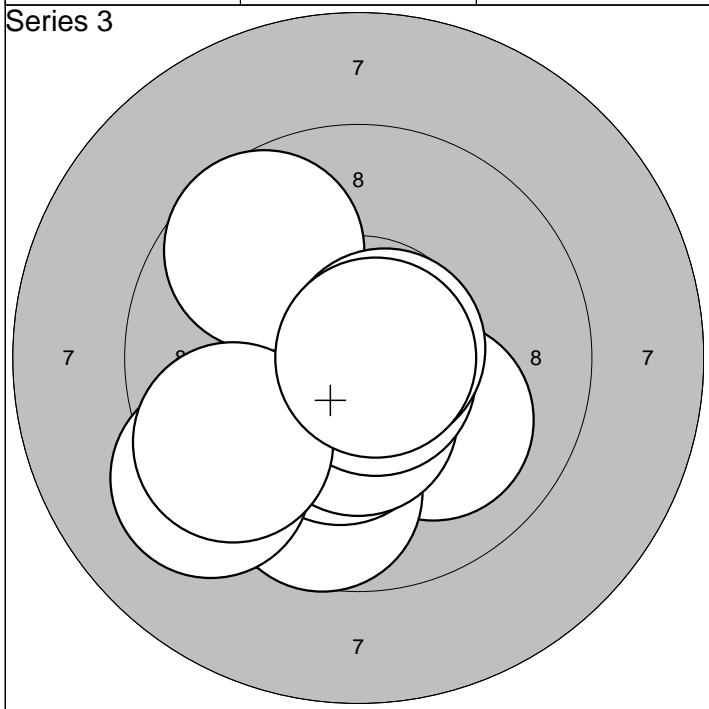
1: 9.7 ↖	6:10.1 →	<b>Series</b>	97.0
2: 9.6 ↙	7:10.5* →		
3:10.1 ↖	8:10.6* ↗	<b>Total</b>	383.0
4: 9.9 ↑	9:10.0 ↑		
5:10.3* ←	10:10.3* ↖		



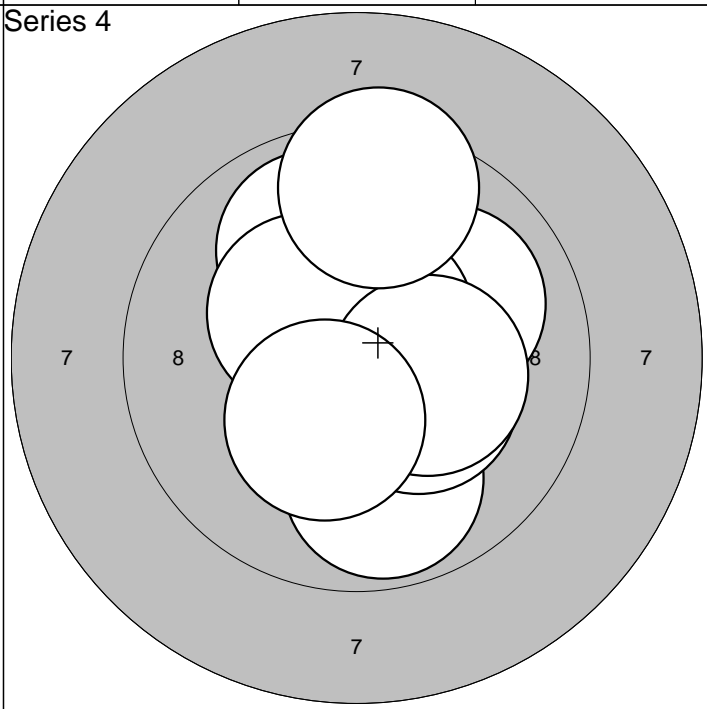
1: 9.5 ↘	6: 9.7 ↓	<b>Series</b> 95.0
2: 10.3* →	7: 10.3* ↗	
3: 9.8 →	8: 10.4* ↑	<b>Total</b> 95.0
4: 10.7* ↗	9: 10.5* ↖	
5: 9.7 ↘	10: 9.8 ↖	



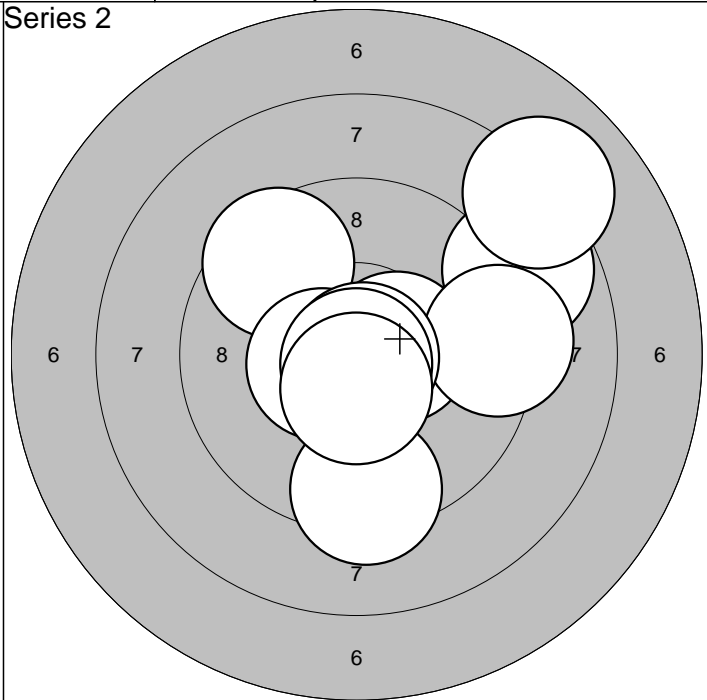
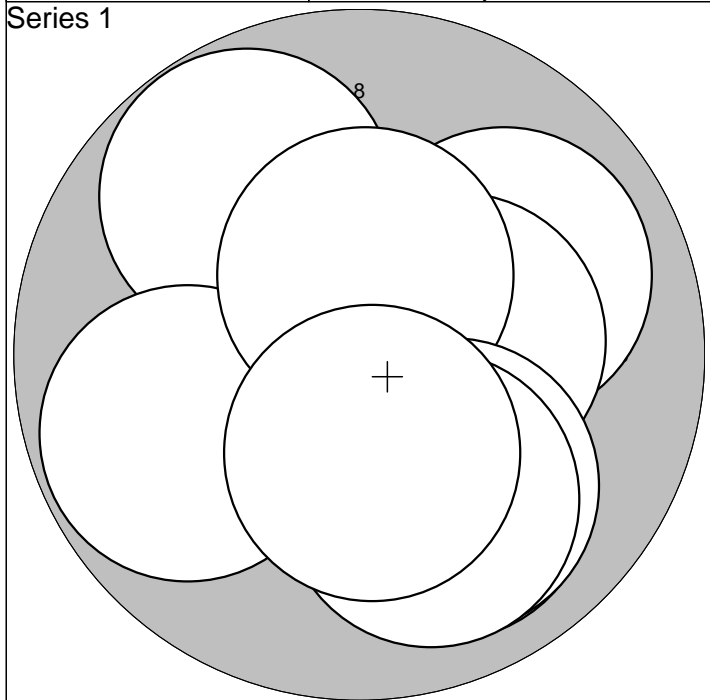
1: 9.1 ←	6: 10.7* ↖	<b>Series</b> 95.0
2: 9.9 ↖	7: 9.4 ↗	
3: 9.5 →	8: 9.8 →	<b>Total</b> 190.0
4: 10.8* ↙	9: 10.4* ↘	
5: 10.5* ↓	10: 10.7* ↑	



1: 10.1 ↘	6: 10.7* ↘	<b>Series</b> 96.0
2: 9.7 ↓	7: 9.7 ↗	
3: 10.3* ↓	8: 9.6 ↖	<b>Total</b> 286.0
4: 10.4* ↓	9: 10.7* →	
5: 9.2 ↙	10: 10.8* →	

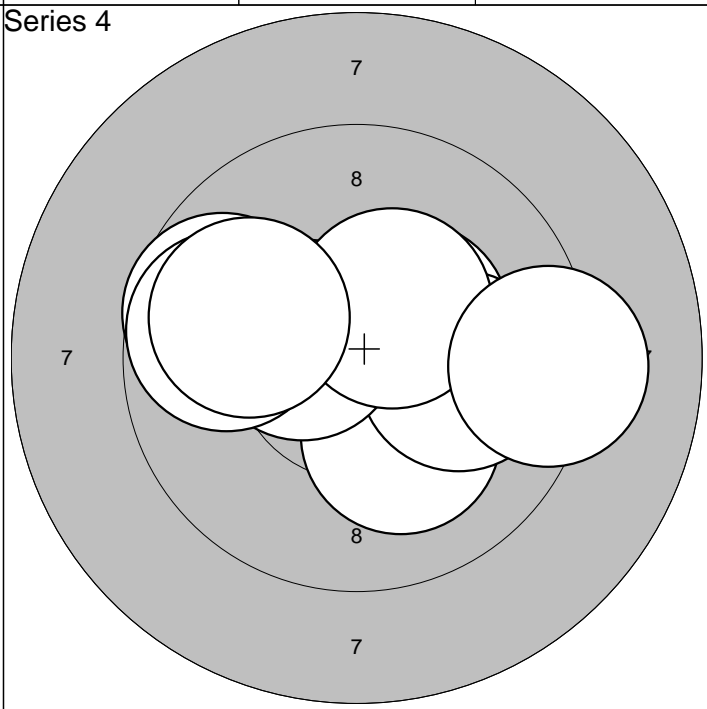
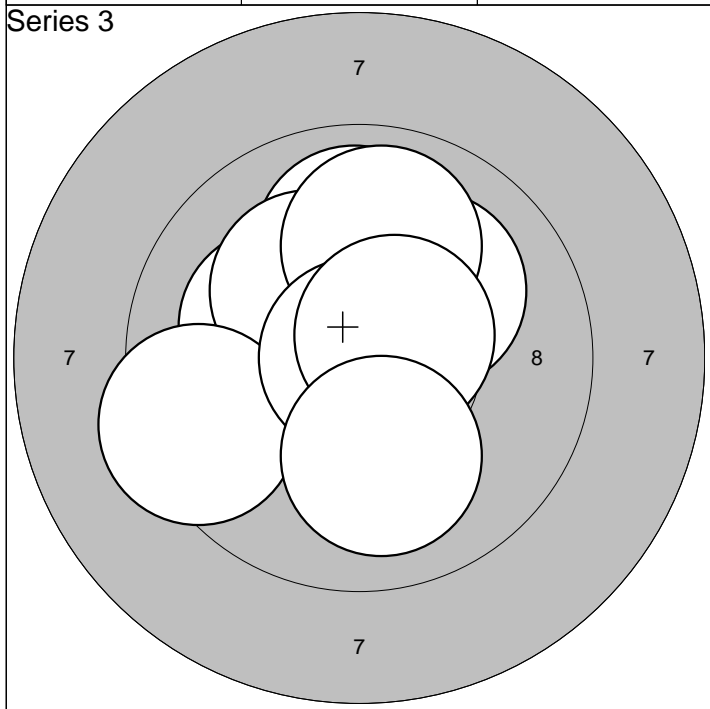


1: 9.9 ↗	6: 10.6* ↗	<b>Series</b> 97.0
2: 10.0 →	7: 10.4* ↖	
3: 9.8 ↓	8: 10.3* →	<b>Total</b> 383.0
4: 10.5* ↘	9: 9.4 ↑	
5: 10.3* ↘	10: 10.3* ↙	



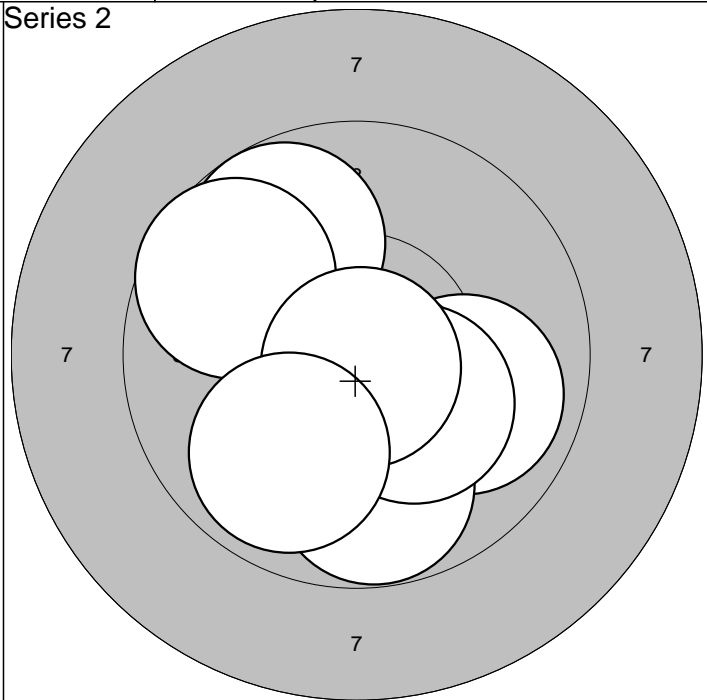
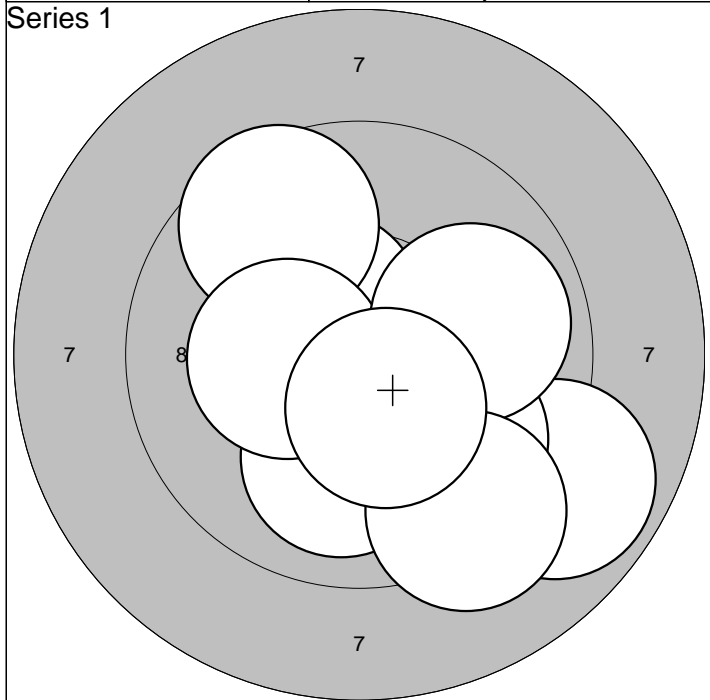
1:10.6* ↗	6: 9.8 ↙	Series	98.0
2:10.0 ↗	7:10.5* ↑		
3:10.0 ↘	8:10.0 ↘	Total	98.0
4:10.3* →	9:10.0 ↘		
5: 9.8 ↗	10:10.4* ↘		

1:10.5* →	6: 8.1 ↗	Series	93.0
2: 9.5 ↖	7: 9.2 →		
3:10.5* ←	8:10.9* ↘	Total	191.0
4: 9.3 ↓	9:10.8* ↓		
5: 8.8 ↗	10:10.6* ↓		



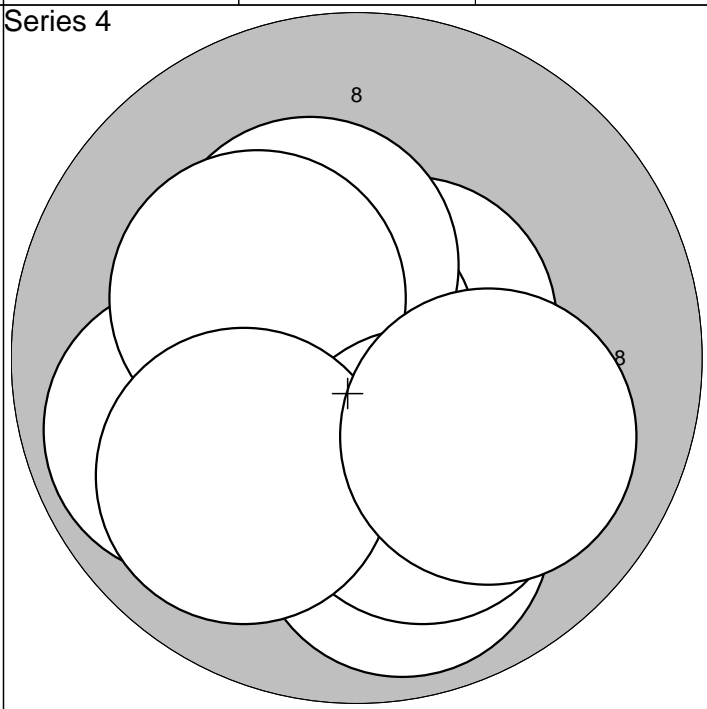
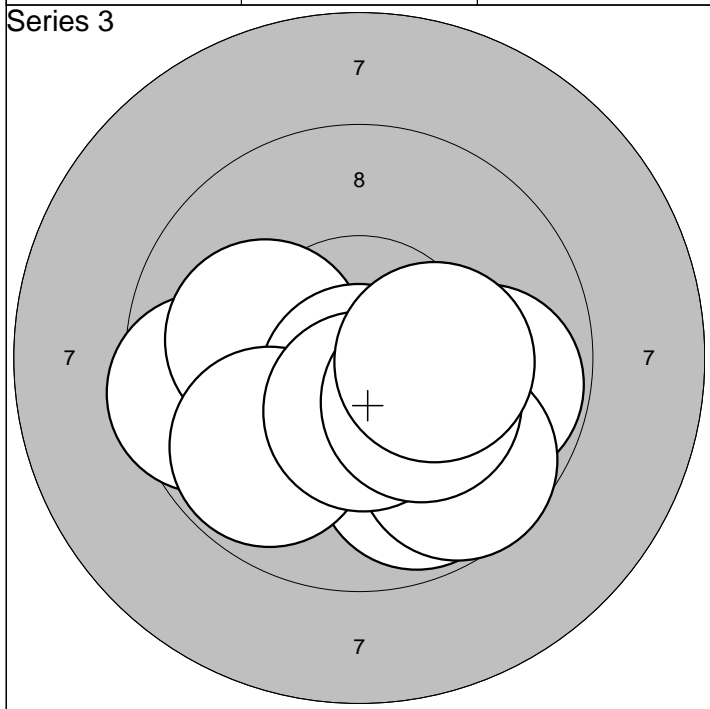
1:10.3* ↗	6: 9.4 ↙	Series	98.0
2:10.1 ↗	7: 9.9 ↑		
3:10.2* ↖	8:10.9*	Total	289.0
4:10.0 ↑	9:10.6* ↗		
5:10.2* ↖	10:10.0 ↓		

1:10.4* ↗	6:10.4* ↙	Series	96.0
2:10.2* →	7:10.4* ↗		
3:10.1 ↘	8: 9.8 ↖	Total	385.0
4: 9.7 ↖	9: 9.2 →		
5:10.0 →	10: 9.9 ↖		



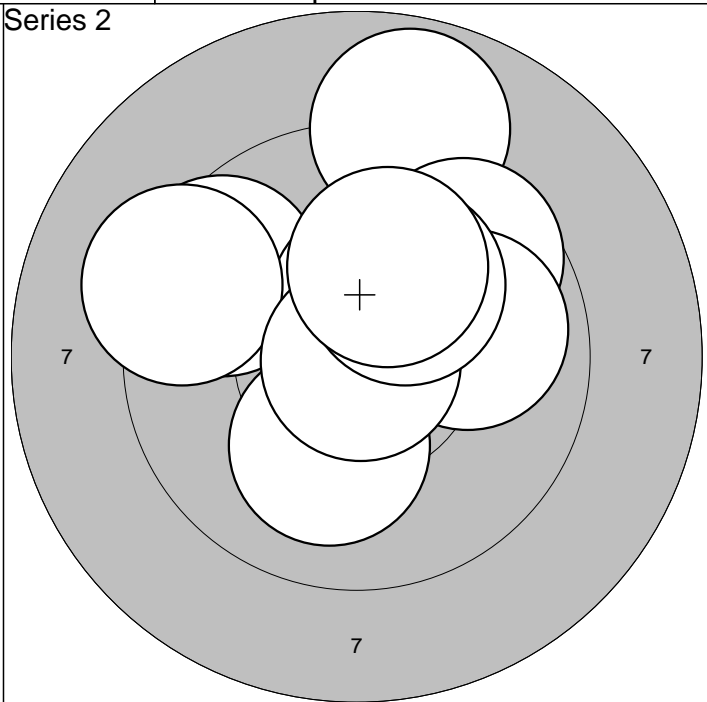
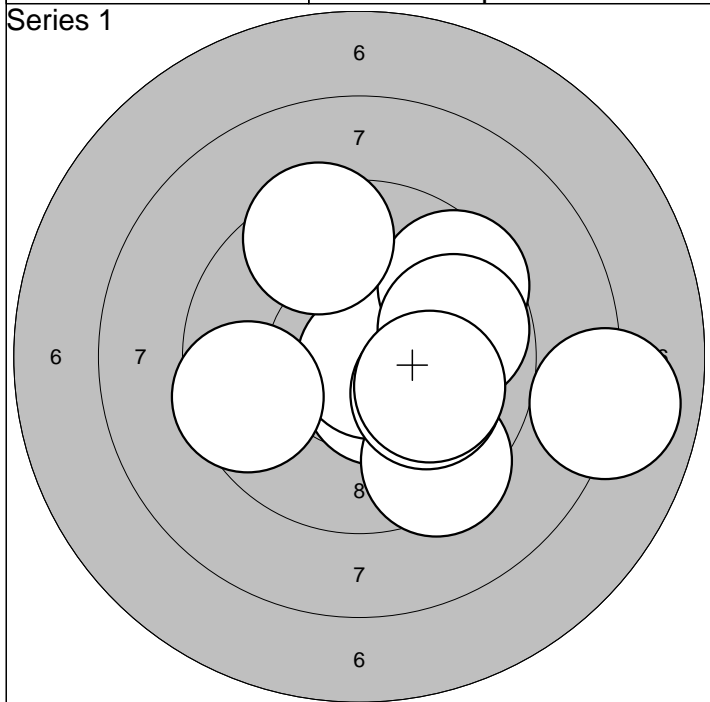
1:10.0 ↓	6:10.3* ←	Series	94.0
2:10.6* ↓	7: 9.8 ↓		
3:10.4* ↗	8: 9.9 →	Total	94.0
4: 9.6 ↗	9: 9.2 ↓		
5: 8.9 ↓	10:10.4* ↓		

1:10.3* ↓	6:10.3* ↓	Series	95.0
2: 9.9 →	7: 9.8 ↗		
3: 9.8 ↓	8: 9.7 ↗	Total	189.0
4:10.7* ↓	9:10.8* ↓		
5:10.6* ↓	10: 9.9 ↓		



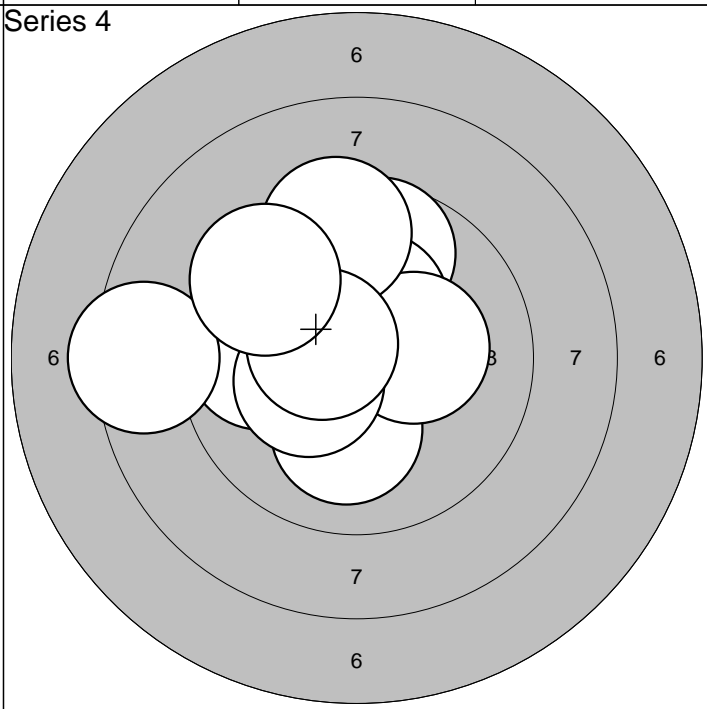
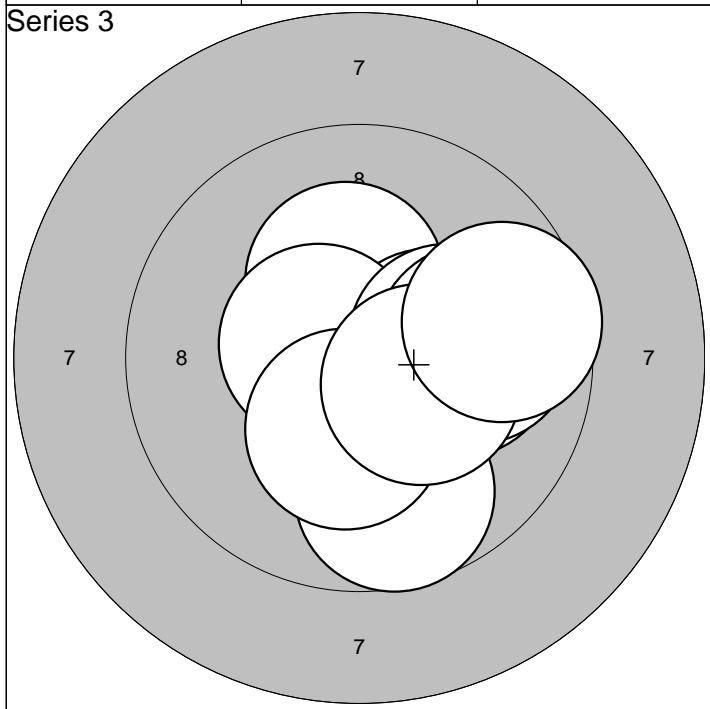
1: 9.8 ↓	6:10.7* ↓	Series	95.0
2: 9.5 ←	7: 9.8 ↙		
3:10.1 ←	8:10.5* ↓	Total	284.0
4: 9.8 →	9:10.3* ↓		
5: 9.7 ↓	10:10.3* →		

1:10.6* →	6: 9.9 ↓	Series	97.0
2:10.6* ↗	7:10.3* ↖		
3: 9.8 ←	8:10.1 ↓	Total	381.0
4:10.8* ↖	9: 9.9 ↙		
5:10.3* ↗	10:10.0 ↓		



1:10.5* ↓	6: 9.8 →	<b>Series</b> 93.0
2: 9.4 ↓	7: 9.5 ↗	
3: 8.0 →	8:10.0 ↓	<b>Total</b> 93.0
4:10.8* ↓	9:10.0 →	
5: 9.6 ↗	10: 9.5 ←	

1:10.1 ↓	6: 9.6 ↗	<b>Series</b> 94.0
2: 8.8 ↑	7: 9.9 →	
3: 9.5 ↖	8:10.9* ↓	<b>Total</b> 187.0
4:10.5* ↑	9:10.2* ↗	
5: 9.2 ↖	10:10.1 ↑	



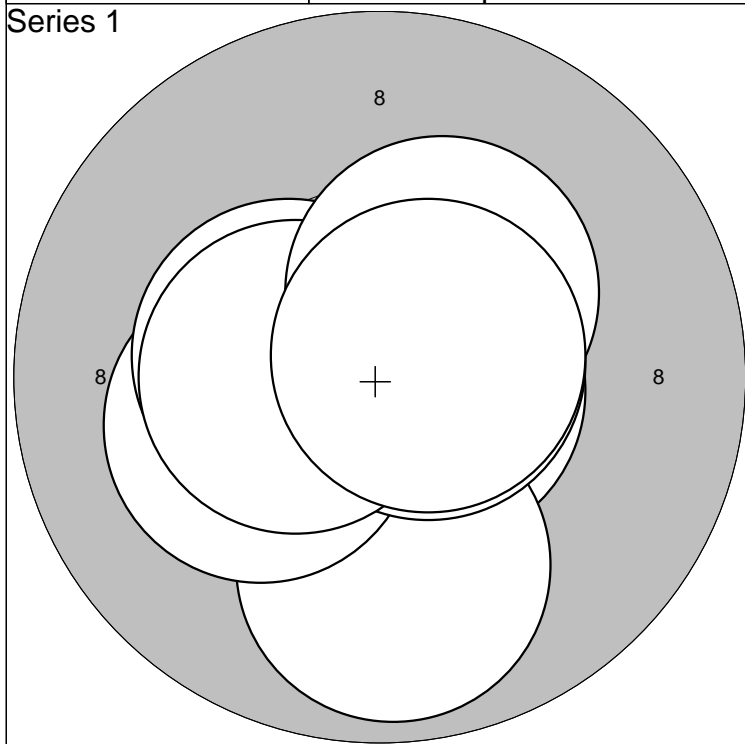
1:10.3* ↑	6:10.3* ↓	<b>Series</b> 97.0
2:10.3* →	7:10.1 →	
3: 9.7 ↓	8: 9.9 →	<b>Total</b> 284.0
4:10.6* ←	9:10.4* →	
5:10.1 →	10: 9.6 →	

1: 9.7 ↑	6: 8.4 ←	<b>Series</b> 94.0
2:10.1 ↓	7:10.3* ↖	
3: 9.8 ←	8: 9.4 ↑	<b>Total</b> 378.0
4:10.3* ↑	9:10.5* ↖	
5:10.3* →	10: 9.5 ↖	

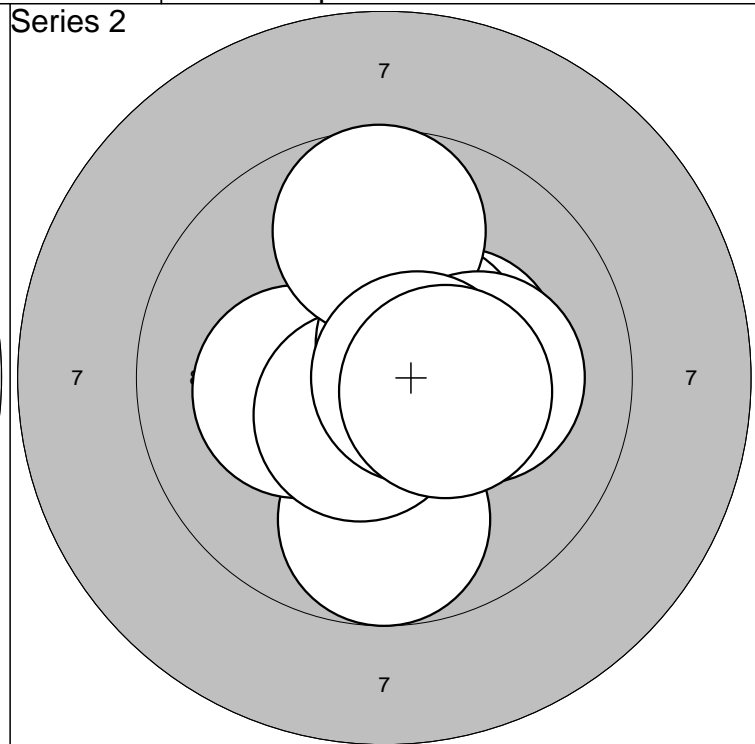
<small>Relay</small> <b>5</b>	<small>Lane</small> <b>32</b>	<b>Marianne Berger</b>	
----------------------------------	----------------------------------	------------------------	--

<b>Day 3, Rifle</b>	<b>Oslo Östra MSL</b>	<b>ARJW</b>	
---------------------	-----------------------	-------------	--

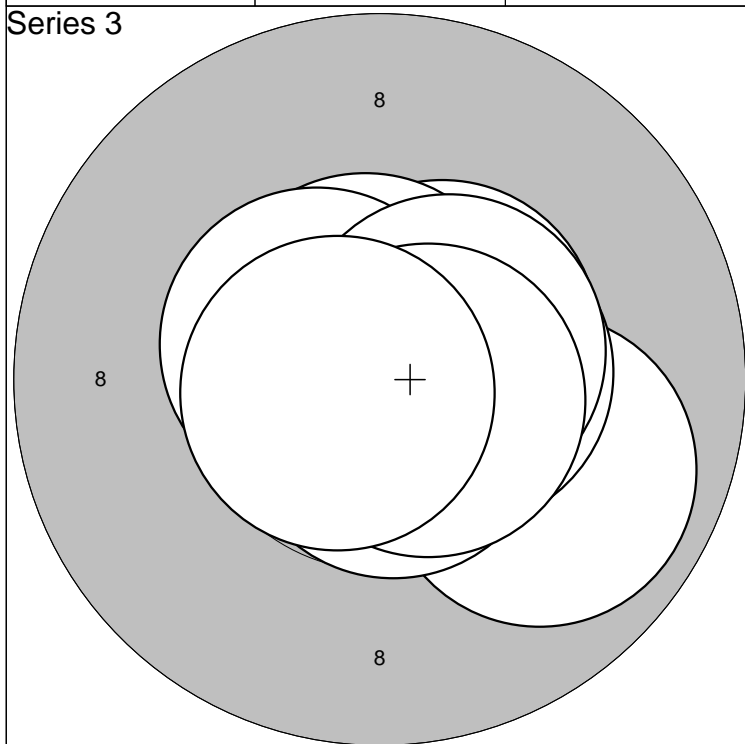
<b>3-6.1.2010</b>	<b>Swedish Cup 2010</b>	<b>Swedishcup 10</b>
-------------------	-------------------------	----------------------



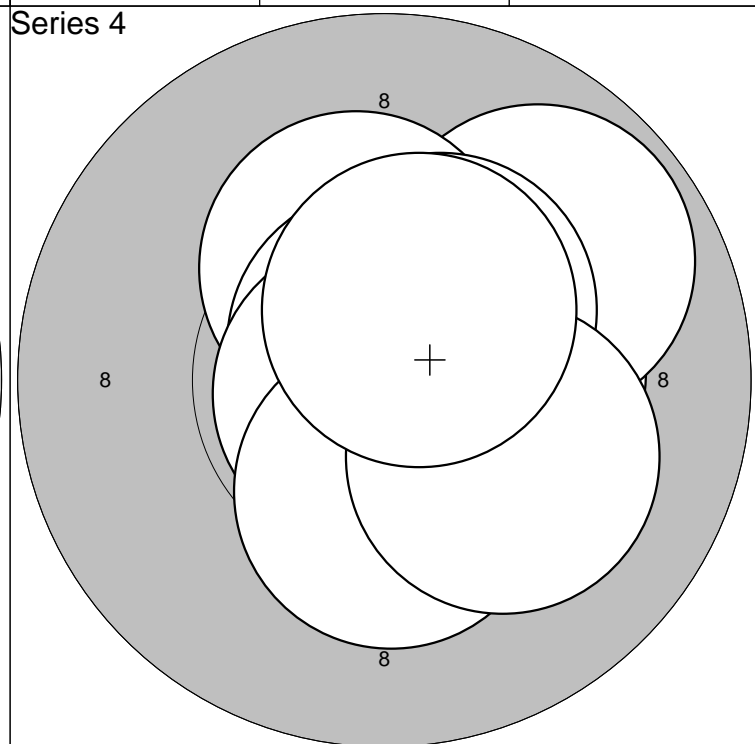
1:10.6* →	6:10.5* ↗	<b>Series</b>	99.0
2:10.8* ↖	7:10.4* ←		
3: 9.9 ↓	8:10.5* ←	<b>Total</b>	99.0
4:10.2* ←	9:10.4* ↗		
5:10.7* →	10:10.6* →		



1: 9.8 ↓	6:10.5* ↗	<b>Series</b>	98.0
2:10.3* →	7: 9.7 ↑		
3:10.2* ←	8:10.1 →	<b>Total</b>	197.0
4:10.3* →	9:10.7* →		
5:10.6* ↘	10:10.4* →		



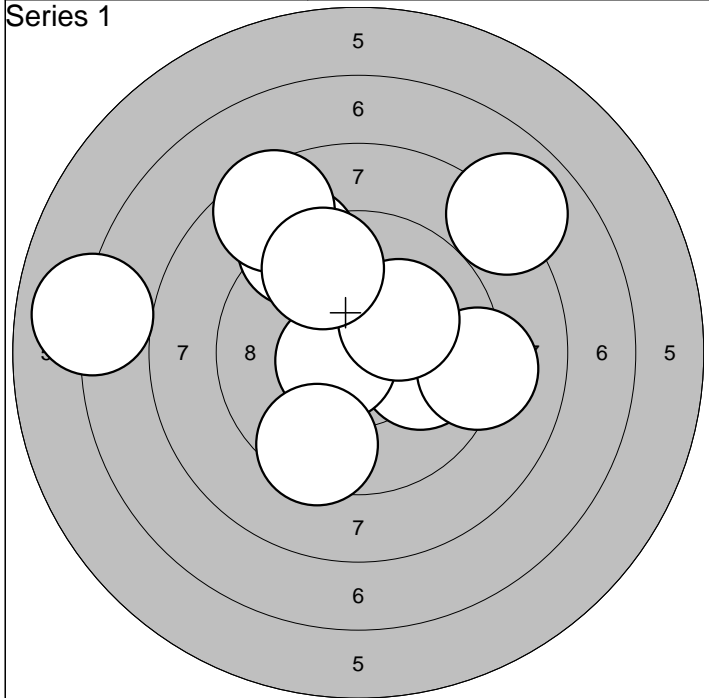
1: 9.9 ↘	6:10.5* ↖	<b>Series</b>	99.0
2:10.8* ↗	7:10.7* ↓		
3:10.5* →	8:10.5* →	<b>Total</b>	296.0
4:10.5* ↗	9:10.6* →		
5:10.6* ↑	10:10.7* ←		



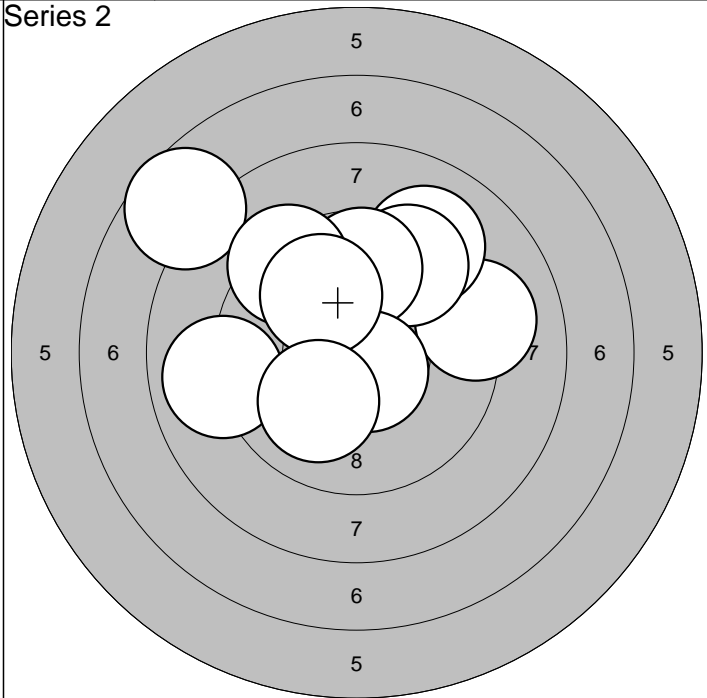
1:10.3* →	6:10.8* ↑	<b>Series</b>	99.0
2: 9.8 ↗	7:10.8* ↘		
3:10.8* →	8:10.3* ↓	<b>Total</b>	395.0
4:10.3* ↑	9:10.2* ↘		
5:10.4* ↗	10:10.5* ↗		

<b>Edman Precision, Morini, Interprodukter</b>	<b>Sävsjö kommun, Sävsjö Skytte Center</b>
--	--

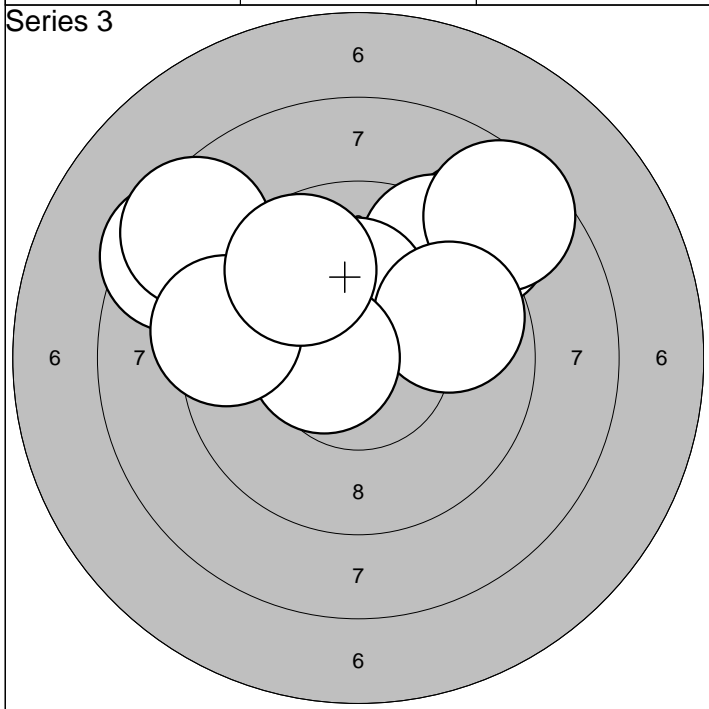




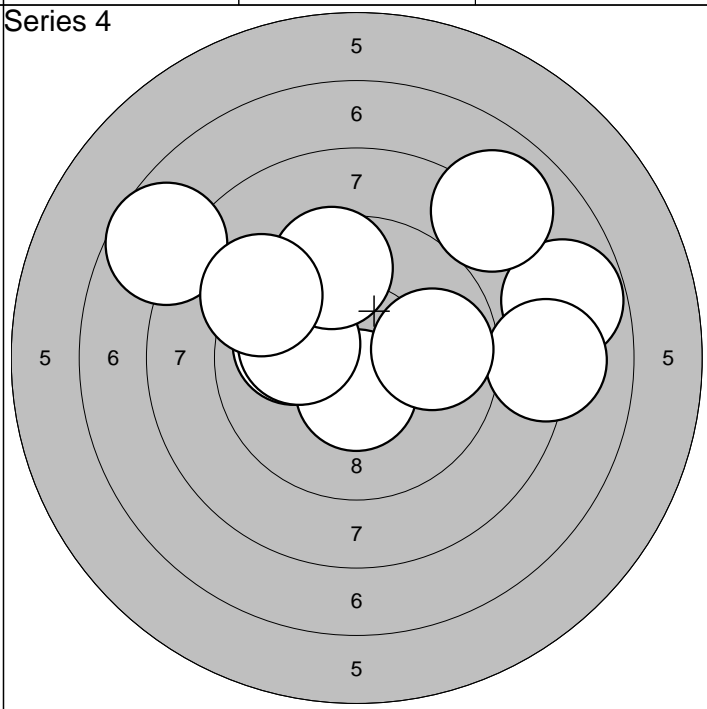
1: 8.0 ↗	6: 8.5 ↖	<b>Series</b>	89.0
2: 10.0 →	7: 7.0 ←		
3: 9.2 →	8: 9.5 ↓	<b>Total</b>	89.0
4: 9.2 ↖	9: 10.2* ↗		
5: 10.6* ←	10: 9.6 ↖		



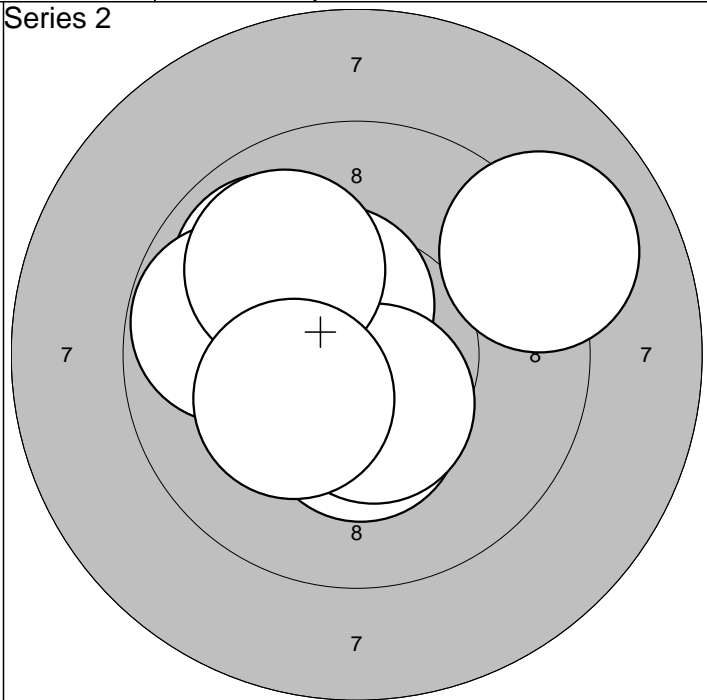
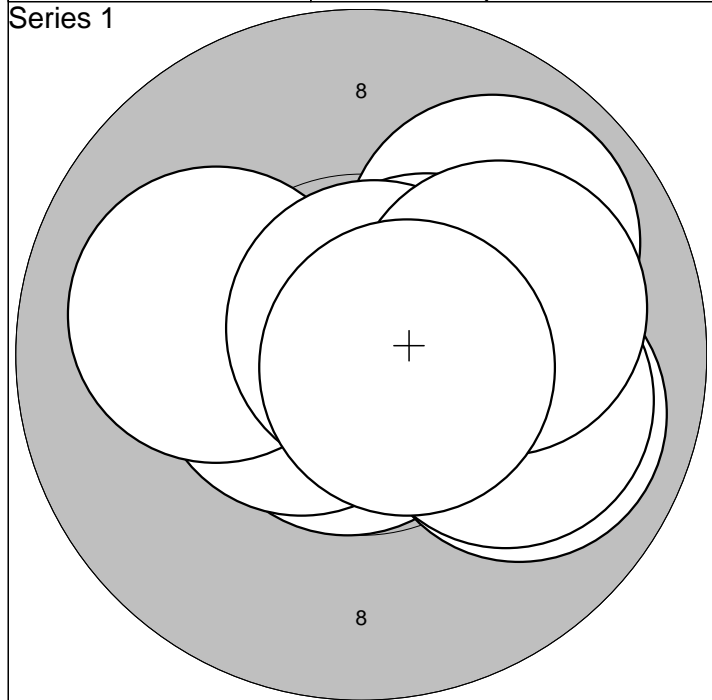
1: 9.1 →	6: 9.3 ↖	<b>Series</b>	91.0
2: 7.7 ↖	7: 9.0 ←		
3: 9.1 ↗	8: 10.6* ↓	<b>Total</b>	180.0
4: 9.5 ↗	9: 10.0 ↖		
5: 9.7 ↑	10: 10.0 ↘		



1: 9.0 ↗	6: 9.8 →	<b>Series</b>	89.0
2: 8.5 ↖	7: 8.5 ↖		
3: 9.4 ↗	8: 10.6* ←	<b>Total</b>	269.0
4: 10.2* ↑	9: 9.3 ←		
5: 8.6 ↗	10: 9.7 ↖		

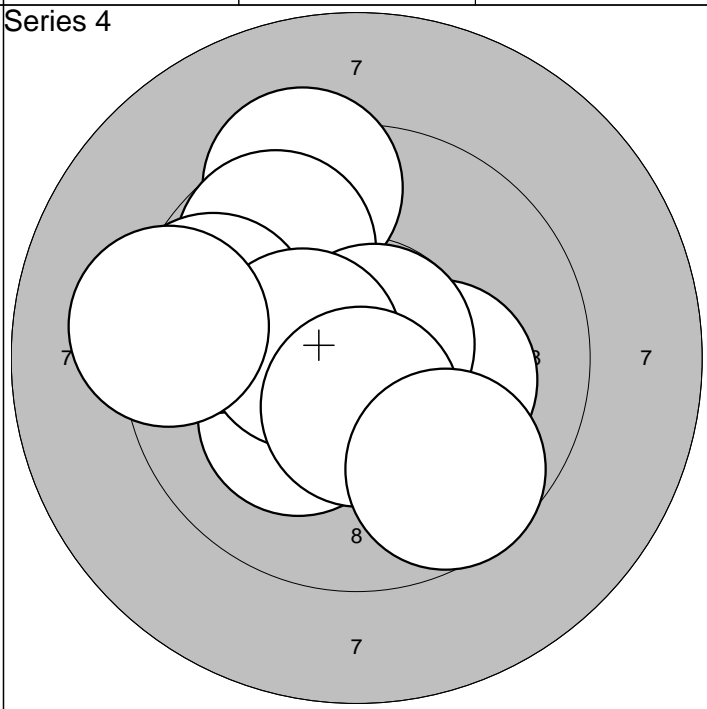
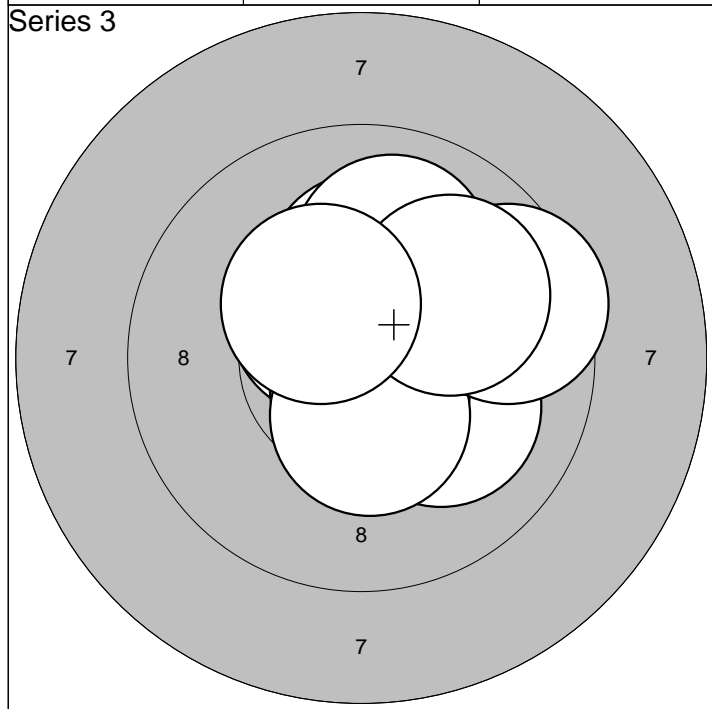


1: 10.5* ↓	6: 8.2 →	<b>Series</b>	87.0
2: 10.0 ←	7: 9.8 →		
3: 7.7 ↖	8: 9.6 ↑	<b>Total</b>	356.0
4: 7.8 →	9: 8.0 ↗		
5: 10.1 ←	10: 9.3 ↖		



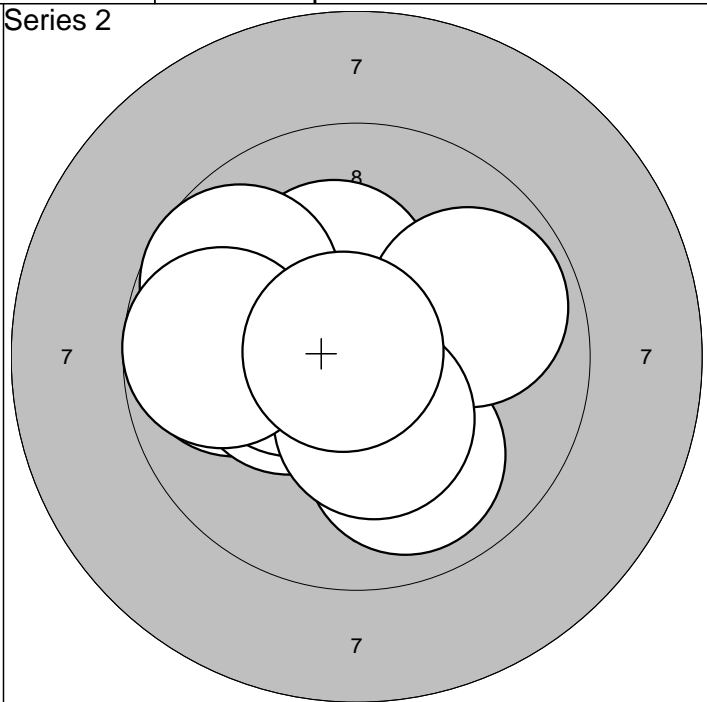
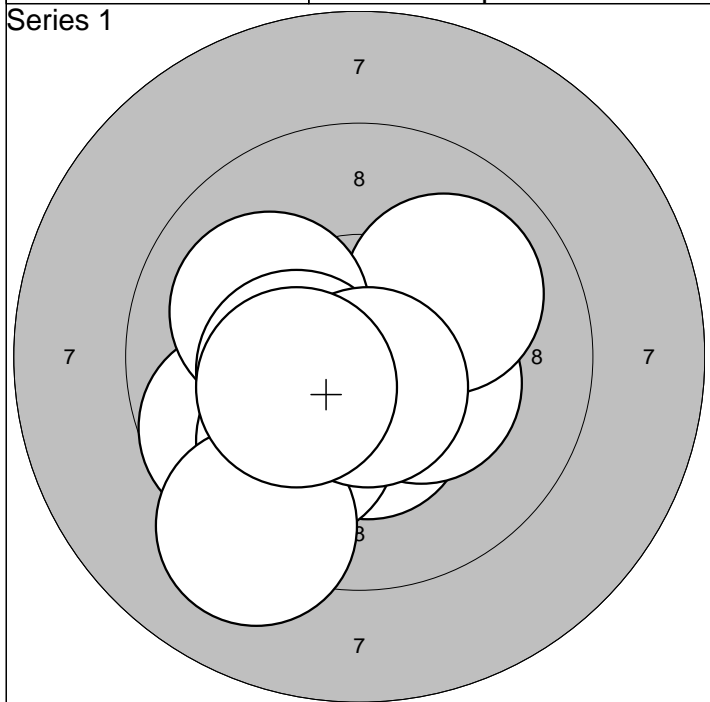
1:10.7* ↓	6:10.0 ←	Series	98.0
2: 9.9 ↗	7:10.0 →		
3:10.5* ↗	8:10.8* ↗	Total	98.0
4: 9.9 →	9:10.1 →		
5:10.6* ←	10:10.6* →		

1: 9.9 ↖	6: 9.1 ↗	Series	96.0
2:10.2* ←	7:10.4* ↓		
3: 9.8 ←	8:10.5* ↓	Total	194.0
4:10.5* ↗	9:10.0 ↗		
5: 9.8 ←	10:10.2* ↙		



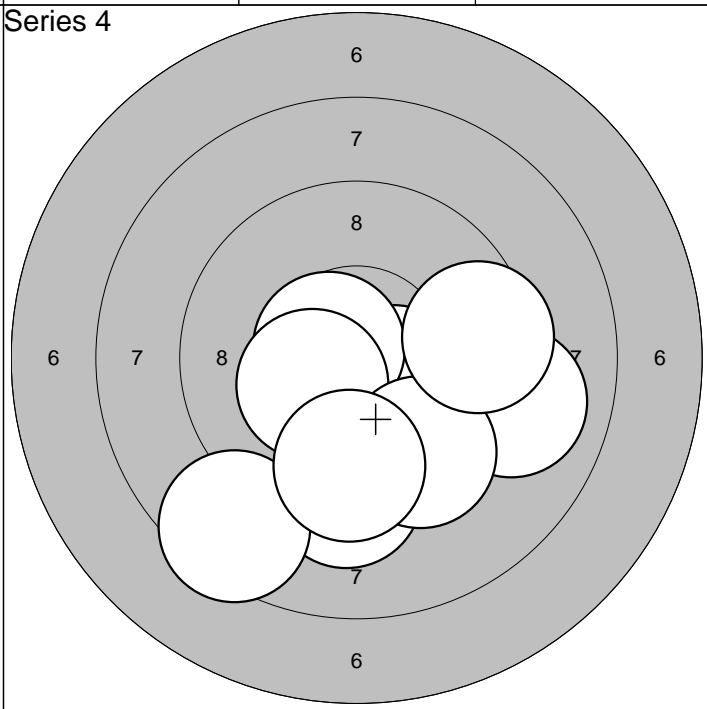
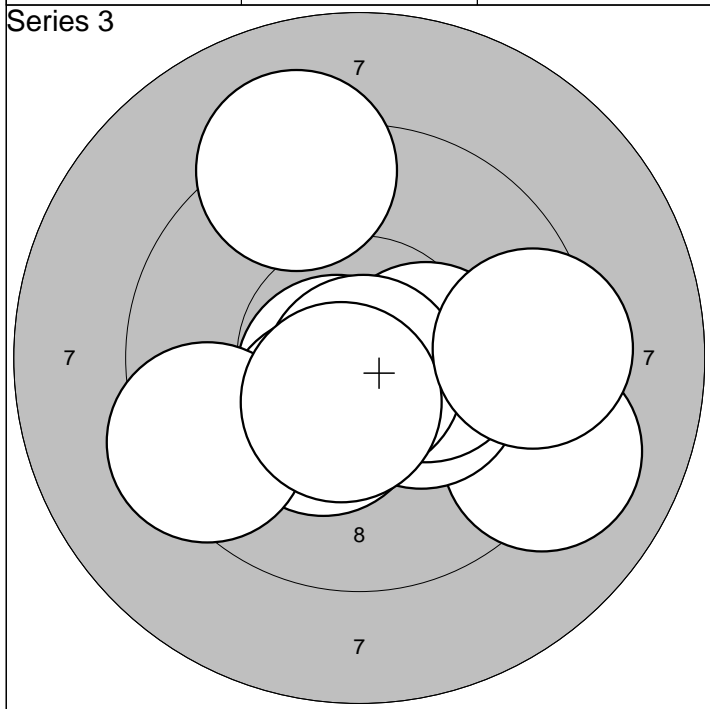
1:10.2* ↑	6:10.4* ↓	Series	99.0
2:10.1 →	7: 9.6 →		
3:10.5* ↖	8:10.0 ↑	Total	293.0
4:10.2* ↑	9:10.0 ↗		
5:10.7* ↓	10:10.4* ↖		

1:10.2* ↙	6: 9.6 ←	Series	95.0
2: 9.4 ↗	7:10.5* ←		
3:10.2* →	8:10.5* ↓	Total	388.0
4: 9.8 ↗	9: 9.7 ↓		
5:10.8* ↗	10: 9.2 ←		



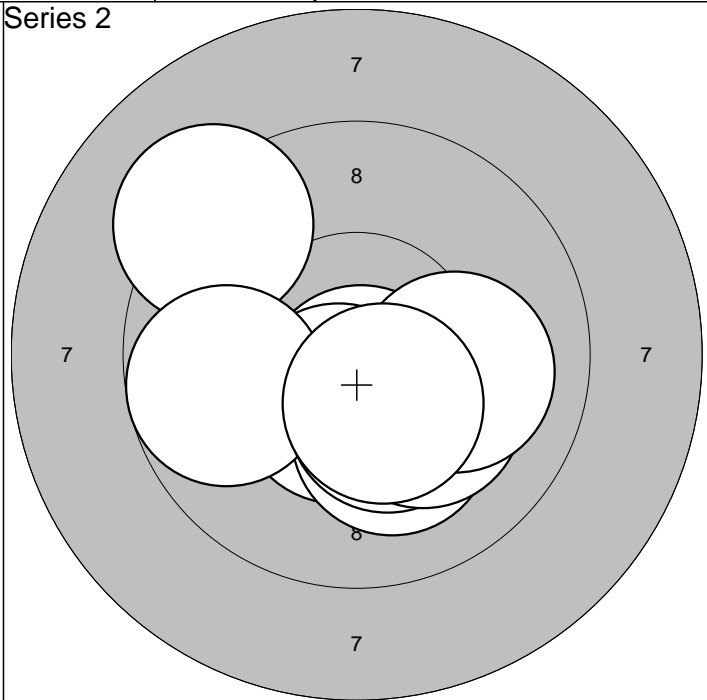
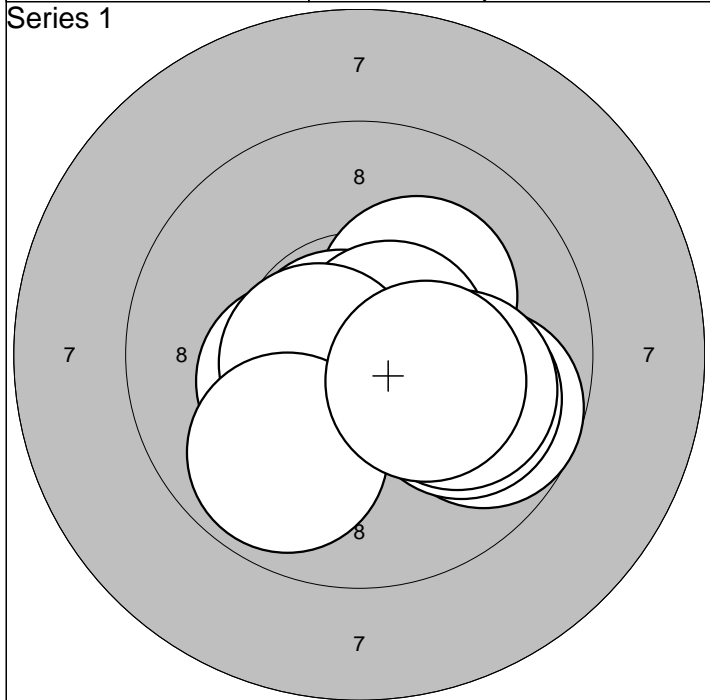
1:10.4* ↓	6:10.0 ↘	<b>Series</b>	98.0
2:10.4* →	7:10.4* ←		
3:10.0 ↗	8: 9.2 ↓	<b>Total</b>	98.0
4: 9.7 ←	9:10.6* ↓		
5:10.1 ↖	10:10.3* ←		

1:10.2* ↑	6:10.0 ↓	<b>Series</b>	96.0
2: 9.9 ←	7: 9.8 →		
3:10.3* ←	8:10.4* ↓	<b>Total</b>	194.0
4:10.4* ←	9: 9.8 ←		
5: 9.7 ↖	10:10.8* ←		



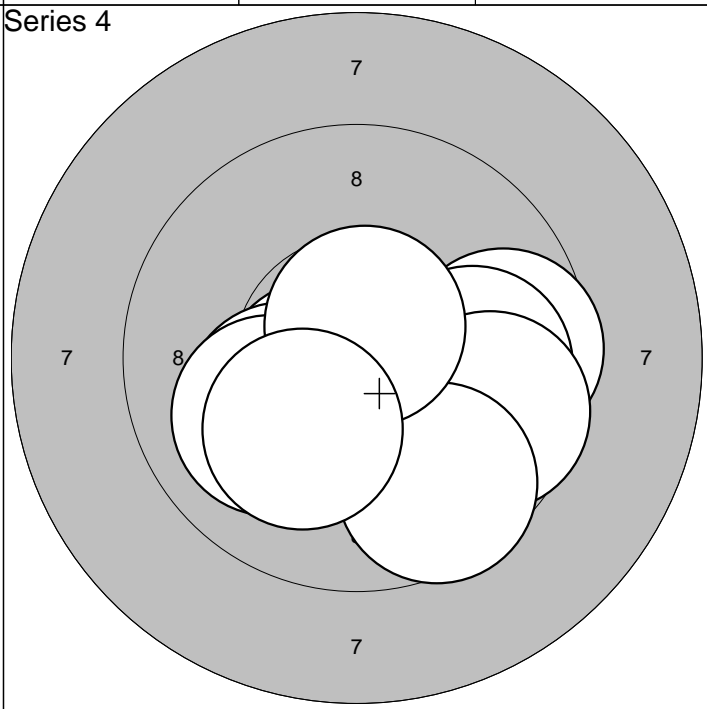
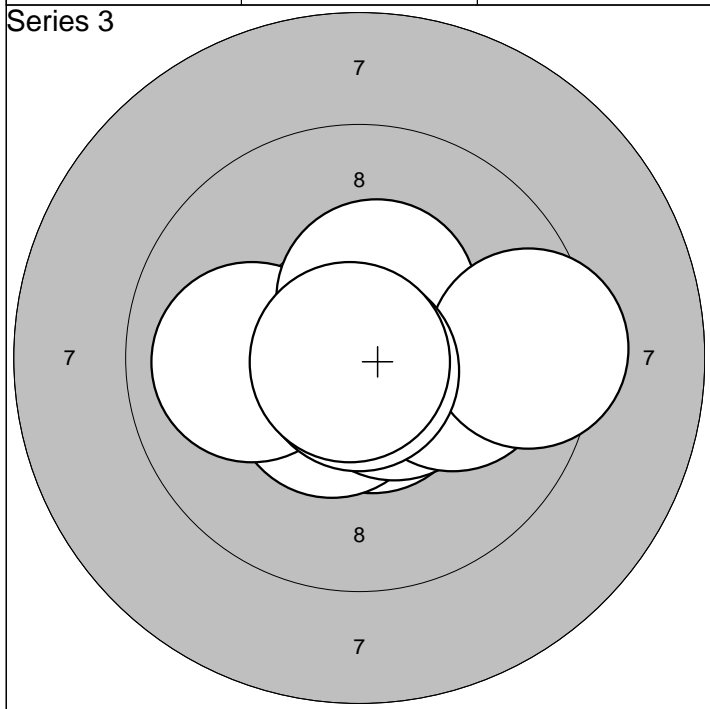
1: 9.1 →	6:10.3* ↓	<b>Series</b>	96.0
2:10.3* →	7: 9.4 ←		
3:10.7* ←	8:10.8* ↓	<b>Total</b>	290.0
4: 9.2 ↑	9:10.5* ↓		
5:10.3* →	10: 9.4 →		

1: 9.1 →	6:10.4* ←	<b>Series</b>	93.0
2:10.3* ↓	7: 9.6 ↓		
3: 9.4 ↓	8: 9.5 →	<b>Total</b>	383.0
4:10.4* →	9: 8.5 ↓		
5:10.6* ←	10: 9.7 ↓		



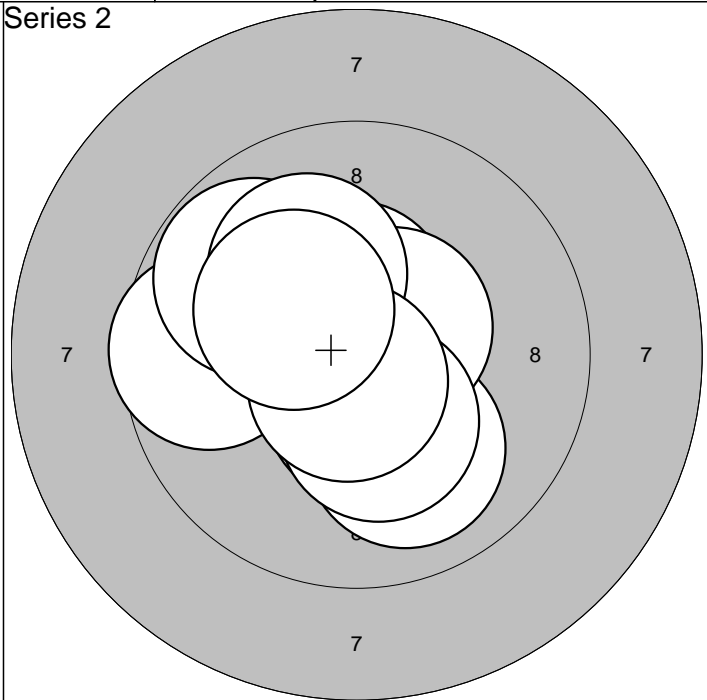
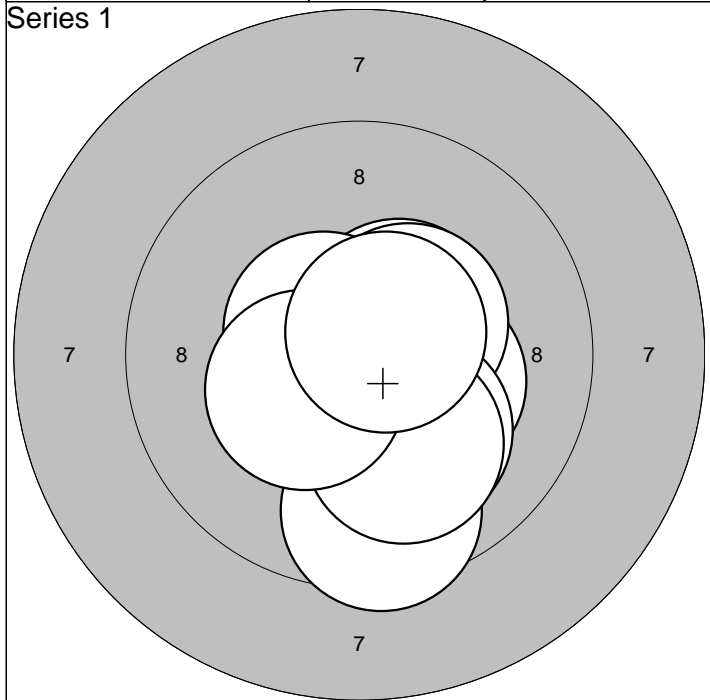
1: 9.7 ↘	6:10.6* →	Series	97.0
2:10.4* ←	7:10.6* ←		
3: 9.9 ↘	8:10.0 →	Total	97.0
4:10.2* ↗	9: 9.8 ↓		
5:10.8* ←	10:10.3* →		

1:10.4* ↓	6: 9.8 ←	Series	98.0
2:10.7* ↓	7:10.3* ↓		
3: 9.2 ↗	8:10.2* ↓	Total	195.0
4:10.5* ↓	9:10.1 →		
5:10.2* ↓	10:10.5* ↓		



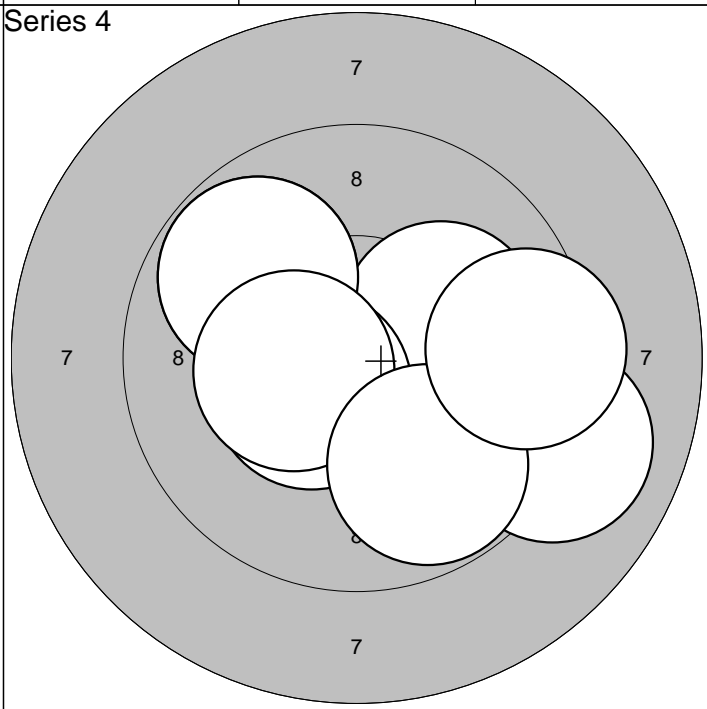
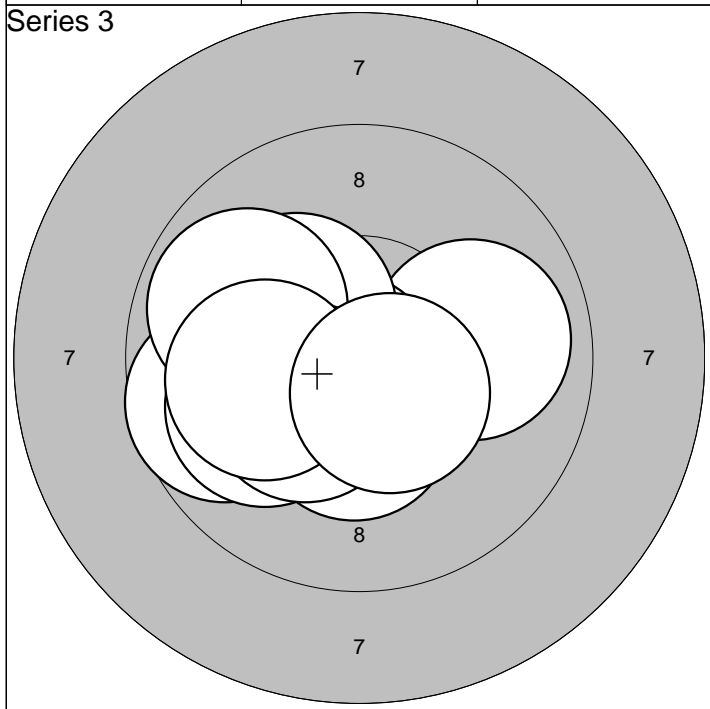
1:10.6* ↓	6:10.1 →	Series	99.0
2:10.7* ↑	7:10.4* ↑		
3:10.5* ↓	8: 9.4 →	Total	294.0
4:10.6* ↘	9:10.8* ↓		
5:10.0 ←	10:10.9* ←		

1:10.6* ←	6: 9.7 →	Series	96.0
2: 9.6 →	7: 9.6 ↓		
3:10.2* ←	8:10.0 ←	Total	390.0
4: 9.9 →	9:10.7* ↑		
5:10.8* ↓	10:10.2* ↓		



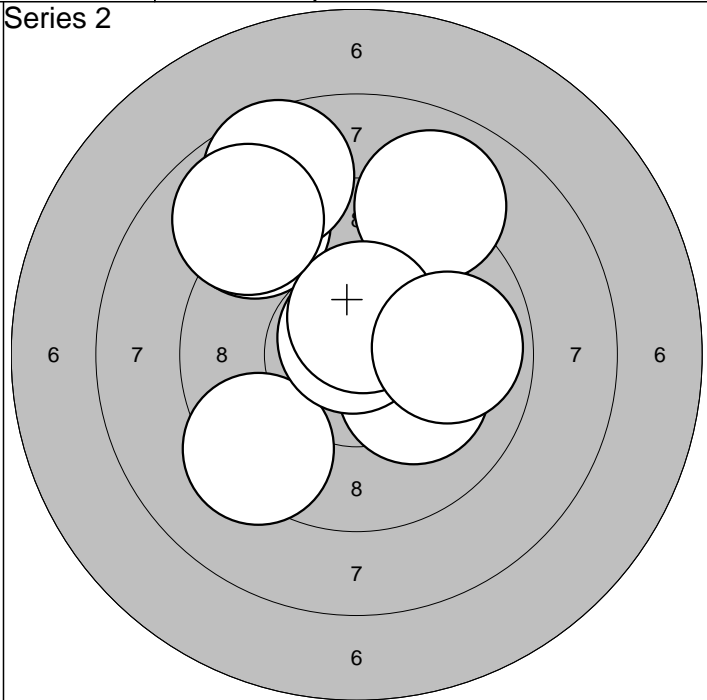
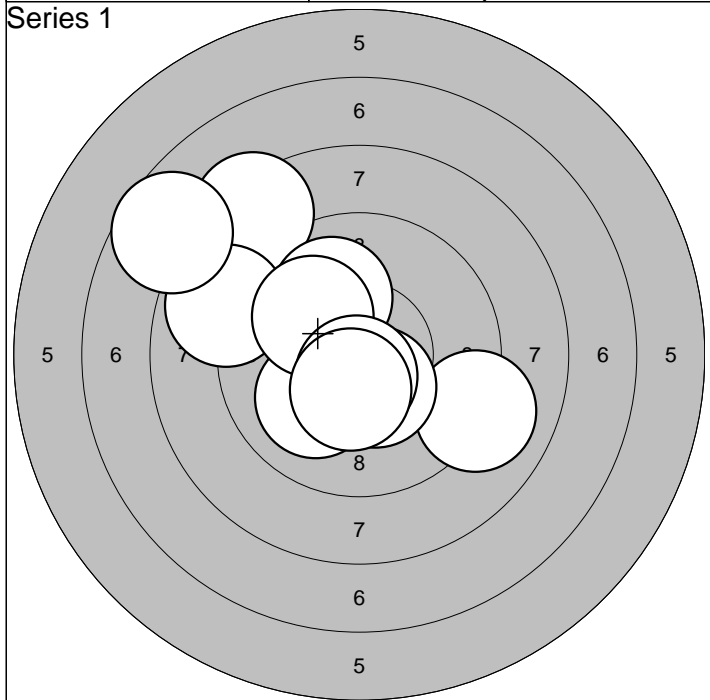
1:10.5* ↗	6:10.4* ↗	Series 99.0
2: 9.5 ↓	7:10.1 ↓	
3:10.7* ↘	8:10.1 ↓	Total 99.0
4:10.3* ↘	9:10.4* ↙	
5:10.6* ↖	10:10.6* ↗	

1: 9.6 ←	6:10.5* ↗	Series 98.0
2:10.5* ↓	7:10.1 ↗	
3: 9.8 ↗	8:10.3* ↓	Total 197.0
4:10.0 ↓	9:10.7* ↓	
5:10.5* ↑	10:10.3* ↗	



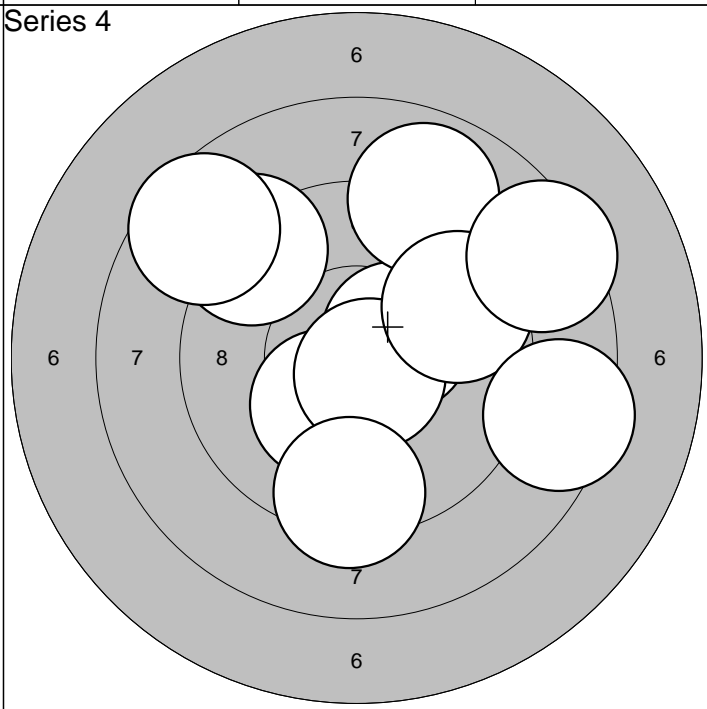
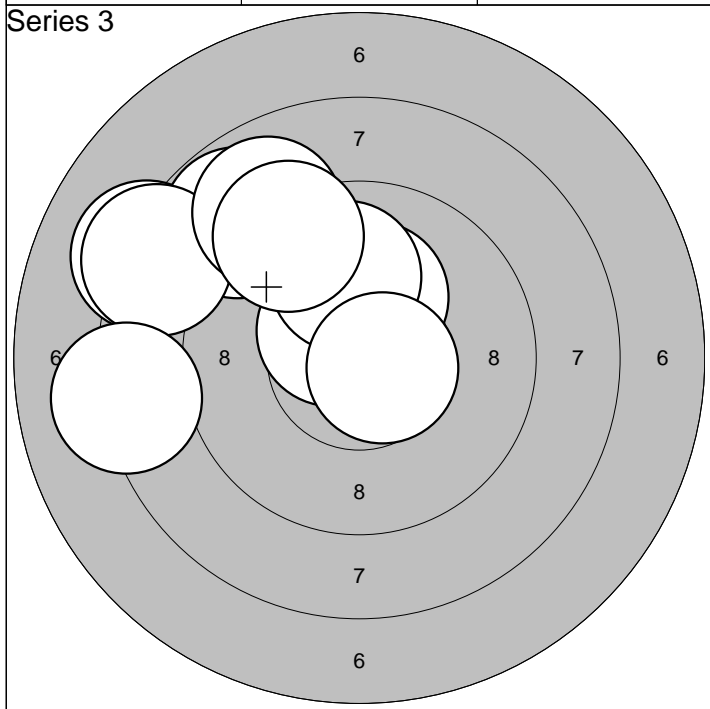
1: 9.9 →	6: 9.9 ←	Series 97.0
2:10.8* ↙	7:10.0 ←	
3:10.4* ↓	8:10.3* ↙	Total 294.0
4: 9.7 ←	9:10.1 ←	
5:10.2* ↖	10:10.5* ↘	

1:10.3* →	6: 9.8 ↖	Series 95.0
2: 9.8 ↖	7:10.4* ←	
3:10.6* ←	8: 9.0 →	Total 389.0
4:10.1 →	9: 9.8 ↓	
5:10.5* ↙	10: 9.4 →	



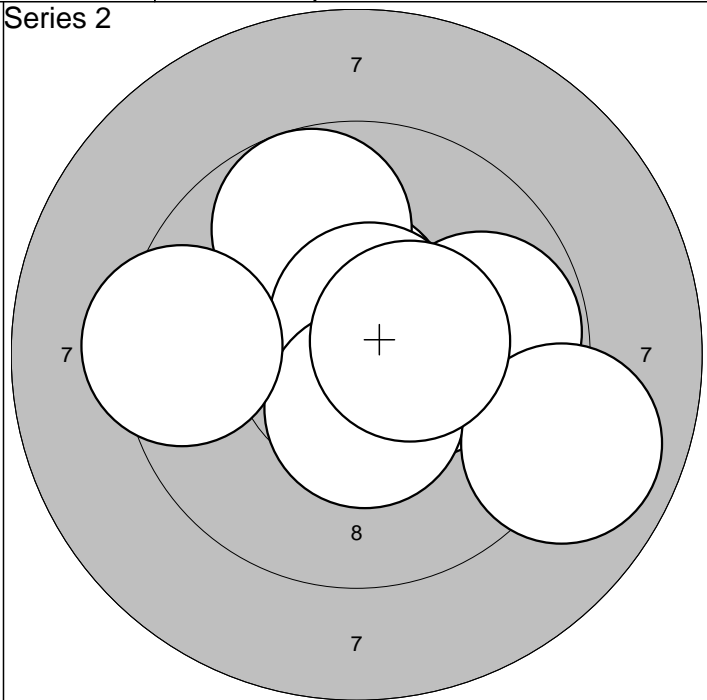
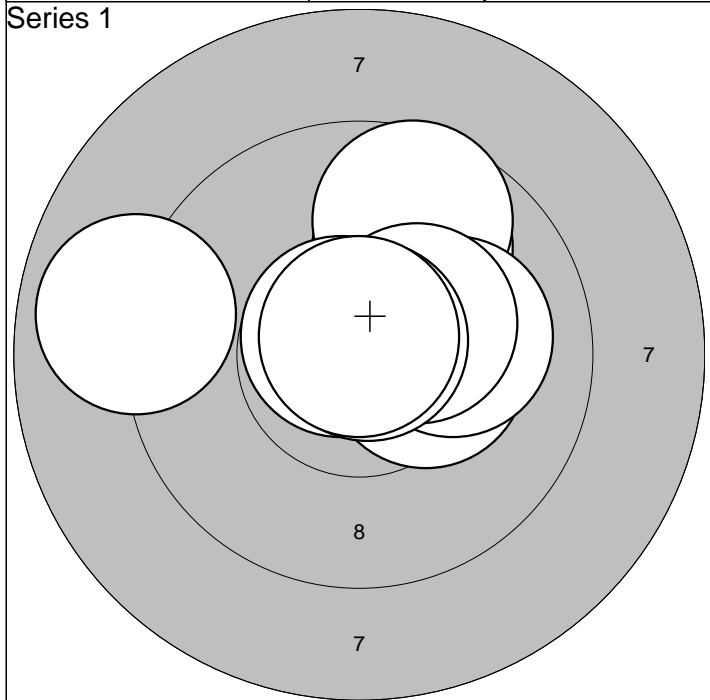
1: 9.0 ↘	6:10.4* ↓	<b>Series</b> 92.0
2: 8.4 ↗	7:10.1 ↗	
3:10.0 ↗	8:10.6* ↓	<b>Total</b> 92.0
4:10.0 ↘	9:10.4* ↓	
5: 8.9 ←	10: 7.6 ↖	

1:10.2* ↘	6: 8.7 ↗	<b>Series</b> 92.0
2:10.2* ↗	7:10.8* ↗	
3: 9.3 ↘	8:10.5* ↗	<b>Total</b> 184.0
4: 9.0 ↗	9: 8.9 ↗	
5: 9.0 ↖	10: 9.9 →	



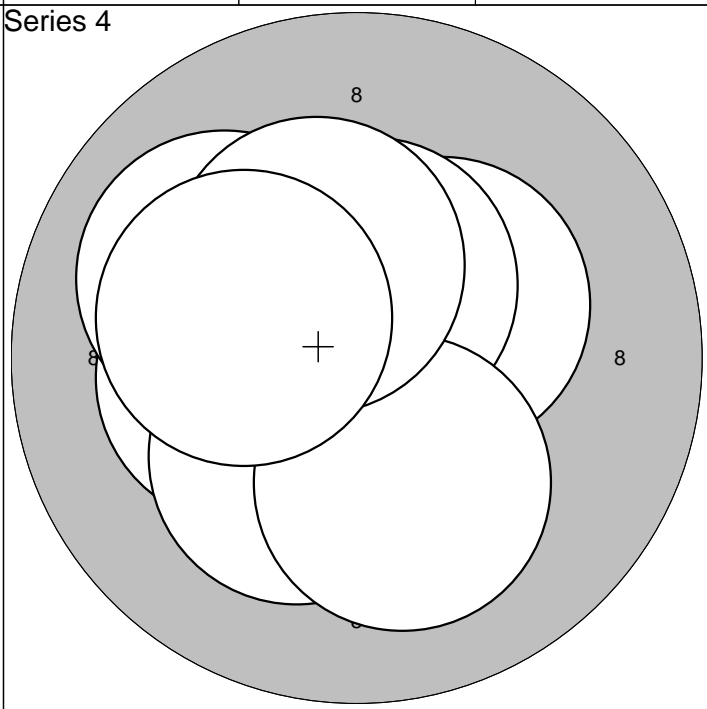
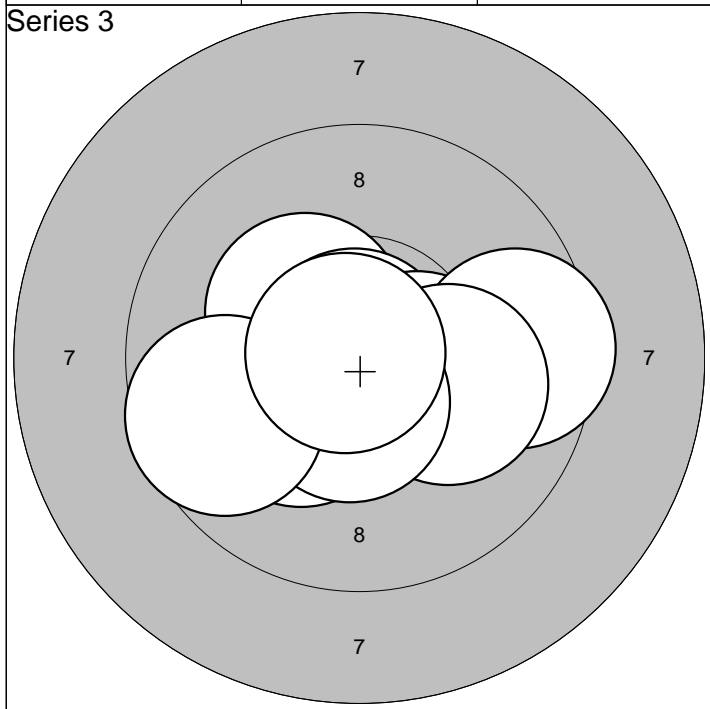
1: 8.2 ↖	6:10.0 ↑	<b>Series</b> 89.0
2:10.5* ↗	7: 8.1 ←	
3: 8.8 ↗	8: 8.9 ↗	<b>Total</b> 273.0
4:10.2* ↑	9: 9.3 ↗	
5: 8.3 ↖	10:10.7* ↘	

1:10.3* ↘	6: 9.6 ↗	<b>Series</b> 89.0
2:10.4* ↗	7: 8.4 ↗	
3:10.7* ↘	8: 8.5 →	<b>Total</b> 362.0
4: 8.9 ↗	9: 9.4 ↓	
5: 9.2 ↖	10: 8.6 ↖	



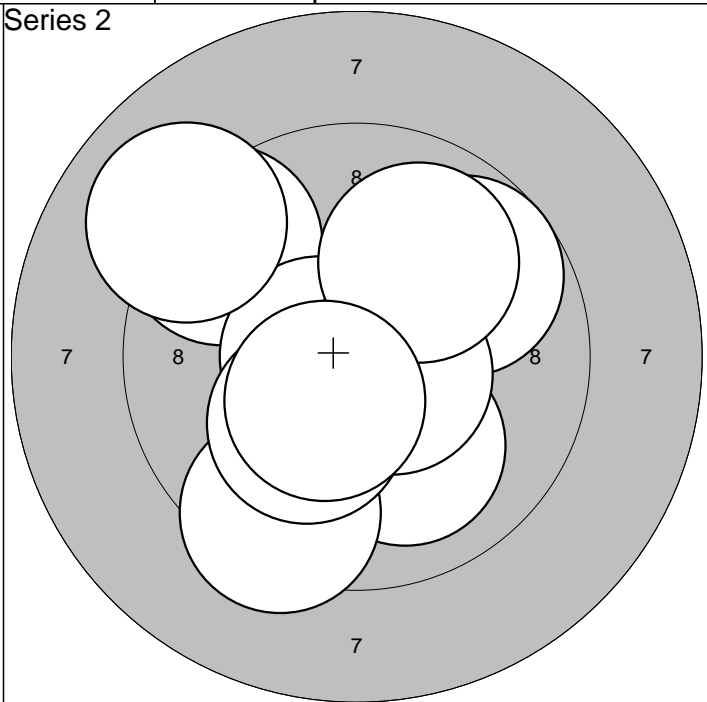
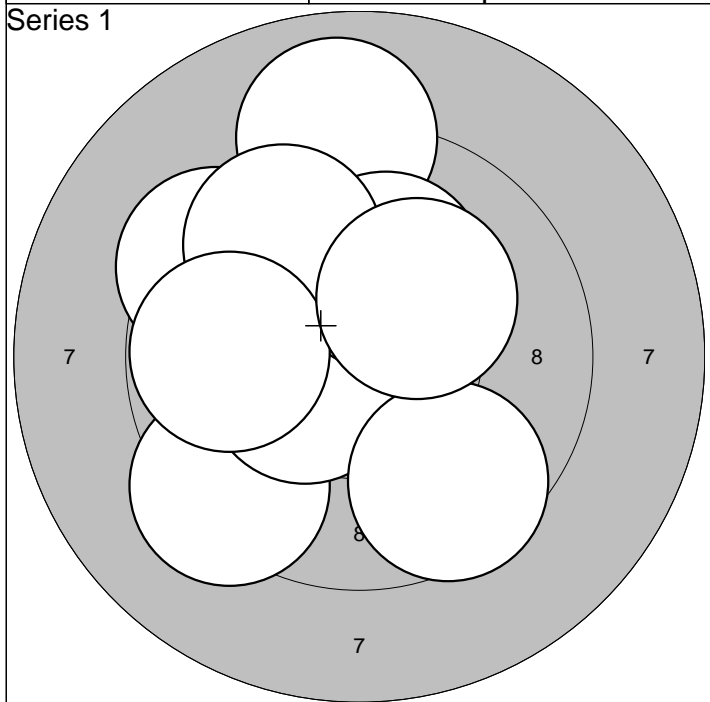
1:10.3* →	6: 8.9 ←	<b>Series</b>	96.0
2:10.7* ↗	7:10.4* ↗		
3: 9.9 ↗	8:10.7* ↖	<b>Total</b>	96.0
4: 9.7 ↗	9:10.8* ↗		
5:10.1 →	10:10.8* ↑		

1:10.5* ↗	6: 9.8 →	<b>Series</b>	95.0
2:10.5* ↑	7:10.5* ↓		
3:10.4* →	8: 9.4 ←	<b>Total</b>	191.0
4: 9.8 ↑	9: 8.9 ⇒		
5:10.7* ↗	10:10.5* →		



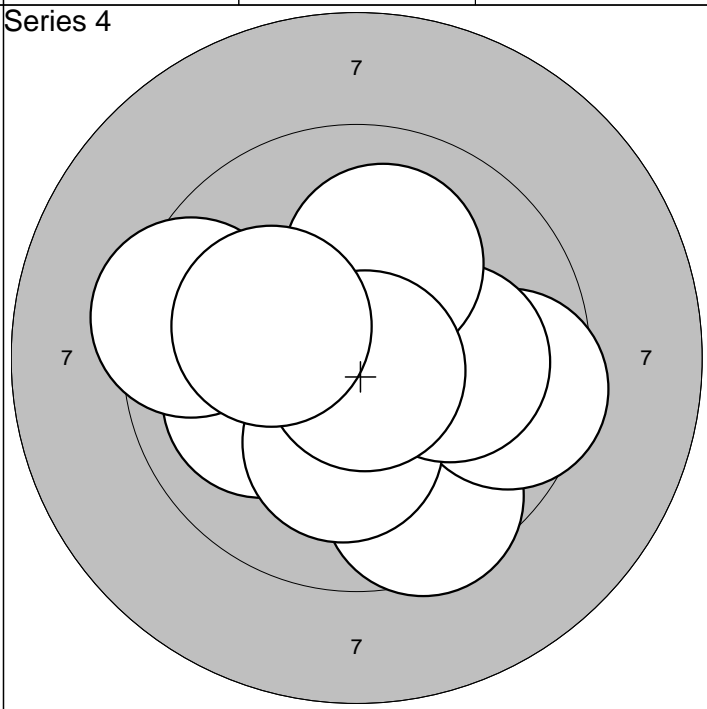
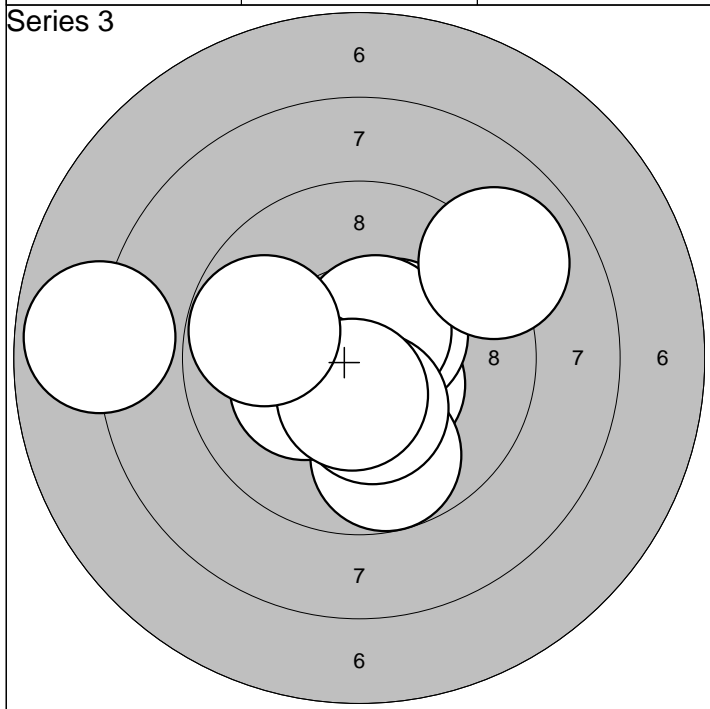
1:10.3* ↖	6:10.1 →	<b>Series</b>	98.0
2:10.9* ↗	7:10.3* ↖		
3:10.4* →	8:10.5* ↓	<b>Total</b>	289.0
4:10.7* ↖	9: 9.7 ←		
5: 9.5 →	10:10.8* ←		

1:10.2* ←	6:10.0 ↖	<b>Series</b>	100.0
2:10.7* ↓	7:10.5* ↑		
3:10.3* ↖	8:10.2* ↓	<b>Total</b>	389.0
4:10.3* ↖	9:10.3* ↗		
5:10.4* ↗	10:10.2* ←		



1:10.7* ↖	6:10.2* ↗	<b>Series</b> 94.0
2: 9.0 ↑	7: 9.7 ↗	
3: 9.3 ↘	8: 9.6 ↘	<b>Total</b> 94.0
4:10.4* ←	9: 9.8 ←	
5: 9.4 ↖	10:10.2* ↗	

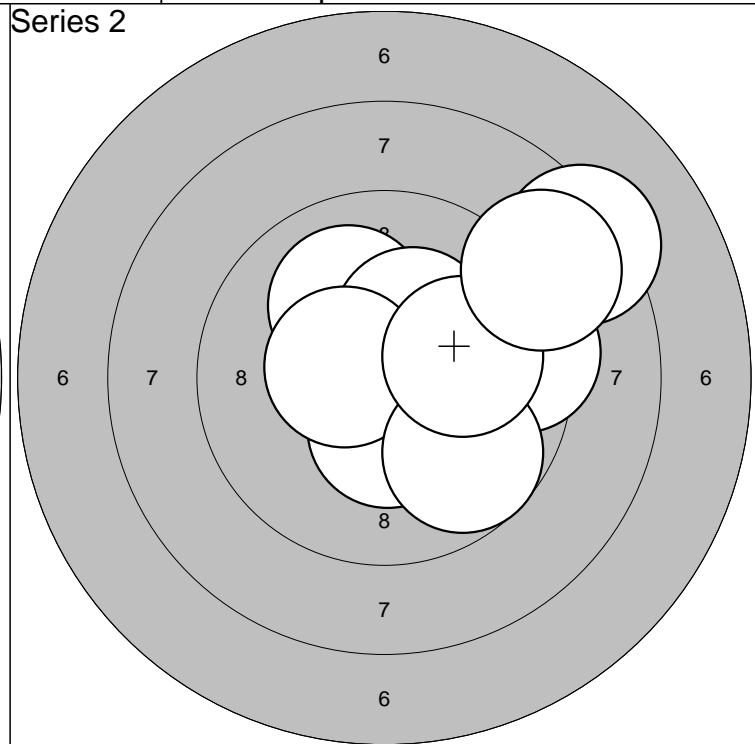
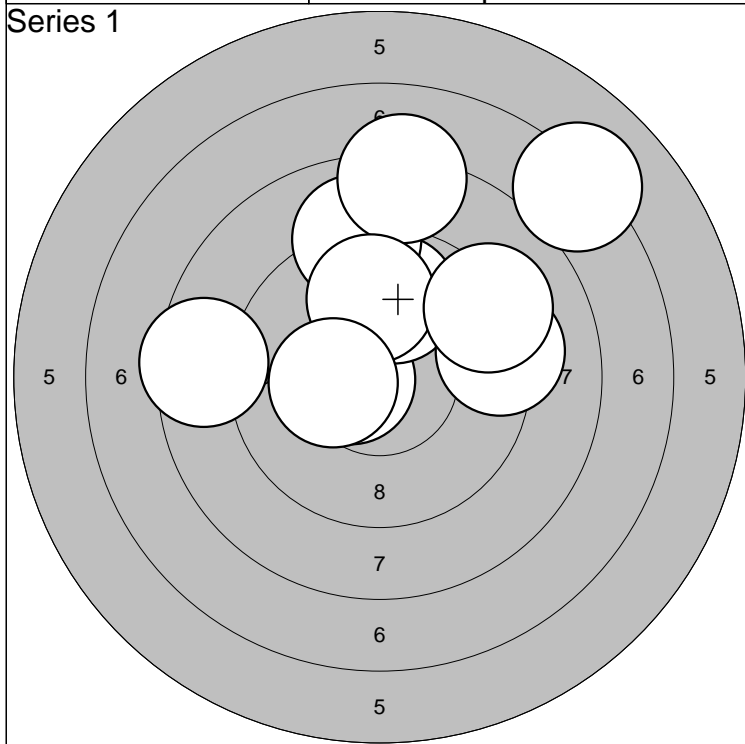
1: 9.4 ↖	6: 9.4 ↘	<b>Series</b> 95.0
2: 9.8 ↗	7:10.6* ➤	
3:10.6* ←	8: 9.9 ↗	<b>Total</b> 189.0
4:10.0 ↘	9:10.2* ↘	
5: 9.0 ↖	10:10.4* ↘	



1:10.5* ↘	6:10.3* ↘	<b>Series</b> 94.0
2:10.5* ↗	7:10.5* ↘	
3: 9.7 ↘	8: 9.0 ↗	<b>Total</b> 283.0
4:10.6* ↗	9: 7.9 ←	
5:10.2* ←	10: 9.8 ←	

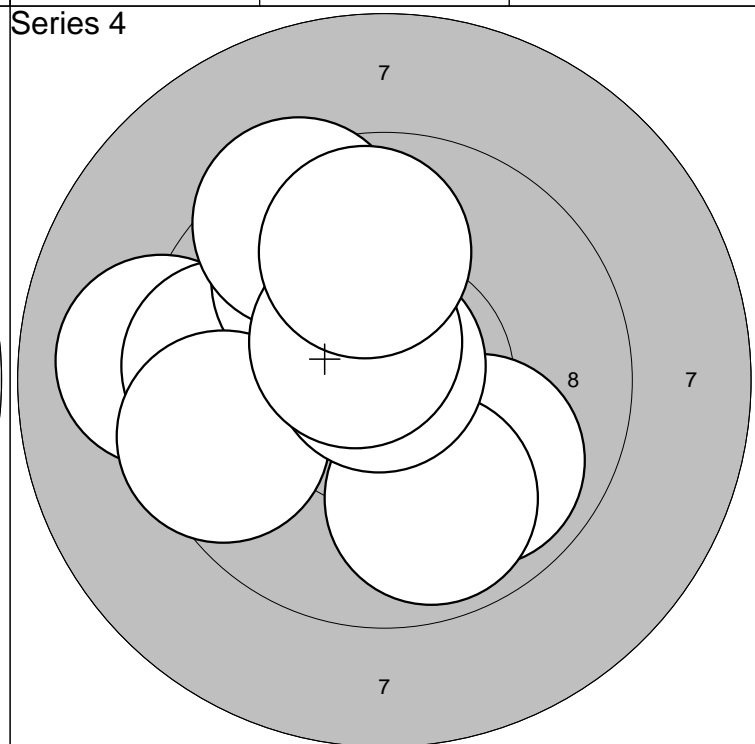
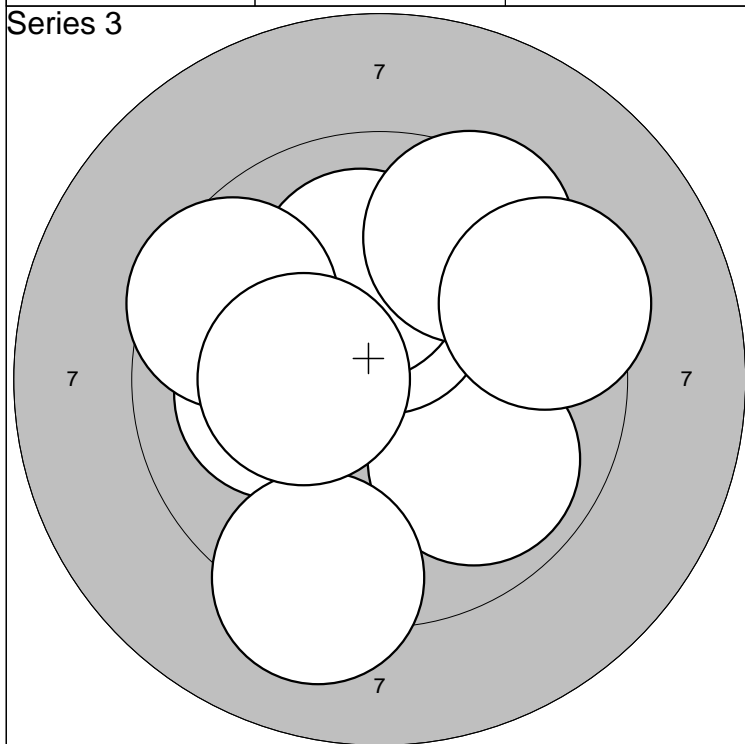
1:10.0 ←	6:10.1 ➤	<b>Series</b> 97.0
2:10.3* ↘	7:10.1 ↑	
3: 9.6 ↘	8:10.8* ↘	<b>Total</b> 380.0
4: 9.6 ➤	9: 9.4 ←	
5:10.2* ↘	10:10.2* ↖	





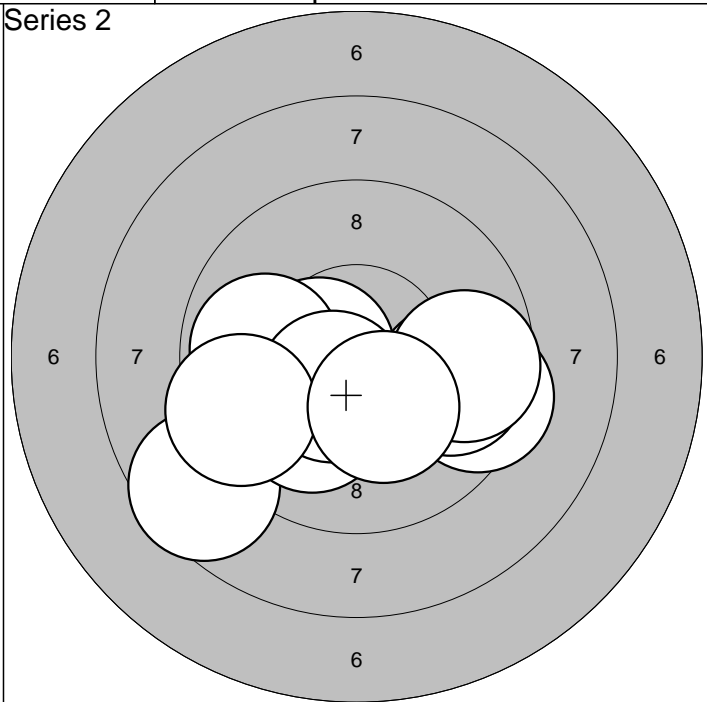
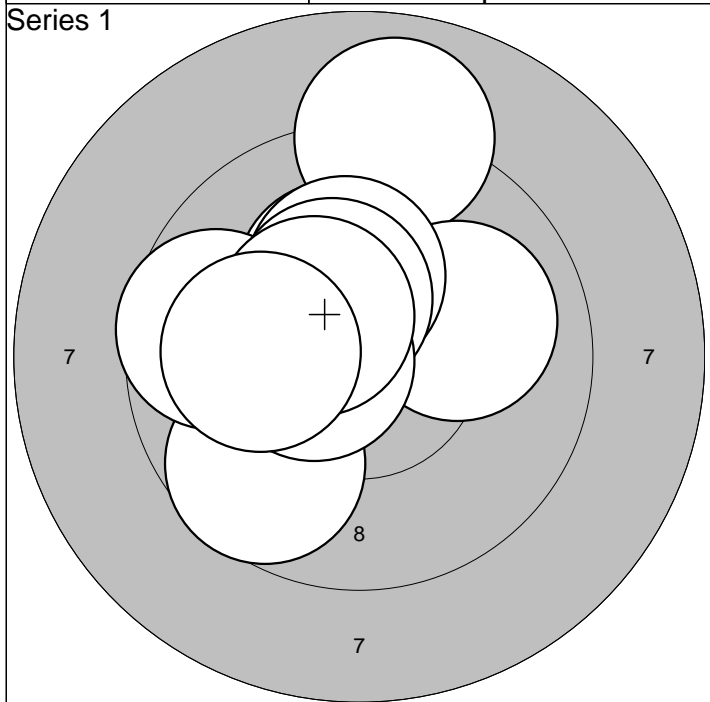
1: 7.2 ↗	6: 9.2 →	Series	88.0
2:10.6* ←	7: 8.5 ←		
3: 9.8 ↑	8: 9.9 ↑	Total	88.0
4: 9.0 ↑	9: 9.2 ↗		
5: 8.2 ↑	10:10.3* ←		

1:10.4* ↓	6: 9.4 →	Series	93.0
2:10.0 ↗	7: 9.7 ↘		
3: 9.8 →	8:10.0 →	Total	181.0
4:10.3* ↗	9: 8.3 ↗		
5:10.5* ←	10: 8.8 ↗		



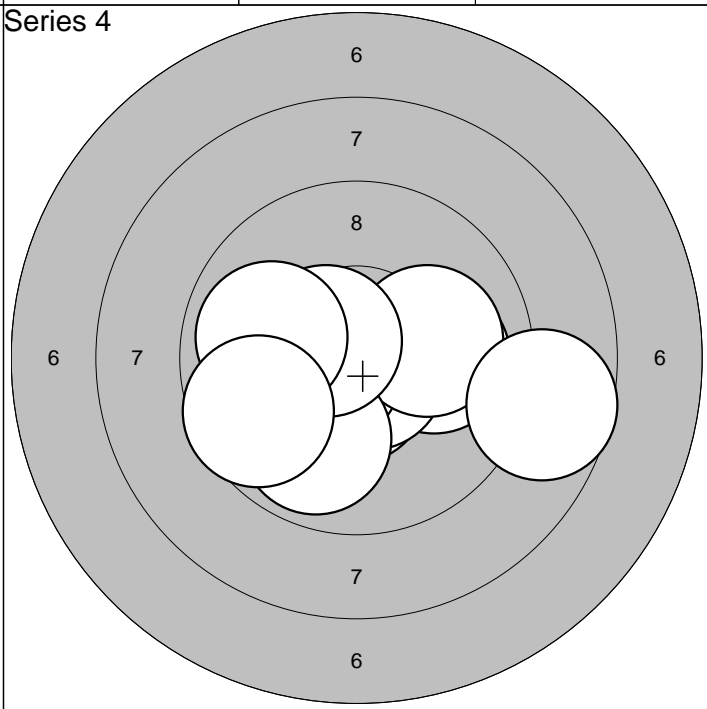
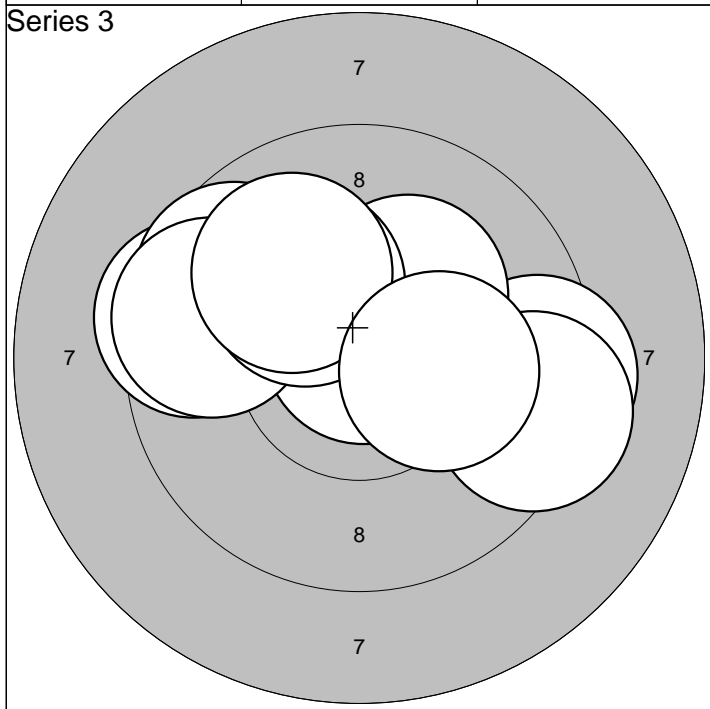
1: 9.9 ↘	6: 9.6 ←	Series	95.0
2:10.3* ↖	7: 9.5 ↗		
3:10.4* ↑	8: 9.4 →	Total	276.0
4:10.1 ↑	9: 9.2 ↓		
5:10.1 ←	10:10.3* ←		

1: 9.9 ↘	6: 9.5 ←	Series	93.0
2: 9.1 ←	7: 9.4 ↗		
3: 9.9 ↓	8:10.8* ↗	Total	369.0
4: 9.6 ←	9:10.5* ↗		
5:10.0 ↗	10: 9.9 ↑		



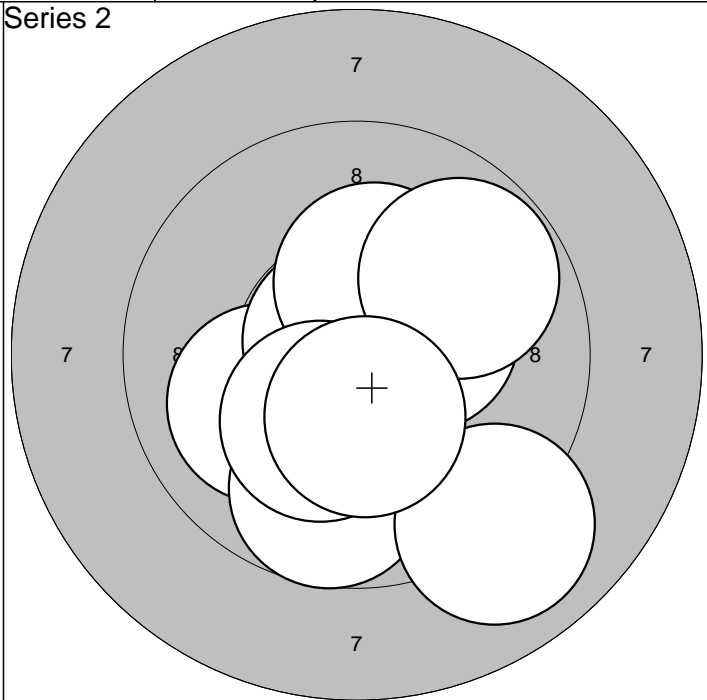
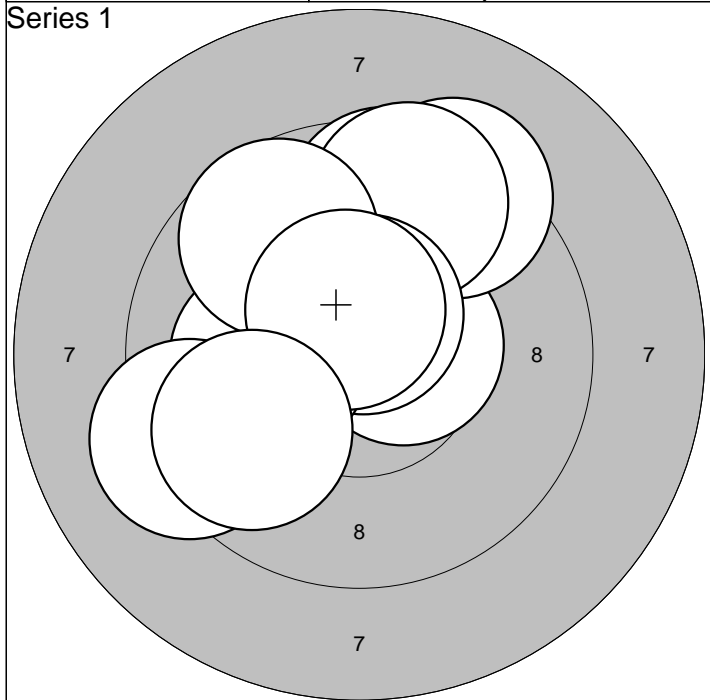
1: 8.9	↑	6:10.2*	↑	Series	96.0
2:10.2*	↑	7:10.4*	↗		
3: 9.7	↘	8:10.6*	←	Total	96.0
4: 9.6	←	9:10.4*	↗		
5:10.0	→	10:10.1	←		

1:10.5*	←	6:10.1	↘	Series	93.0
2: 9.4	→	7: 9.6	→		
3: 9.9	←	8:10.5*	↘	Total	189.0
4: 9.8	→	9: 9.5	←		
5: 8.6	↘	10:10.3*	↘		



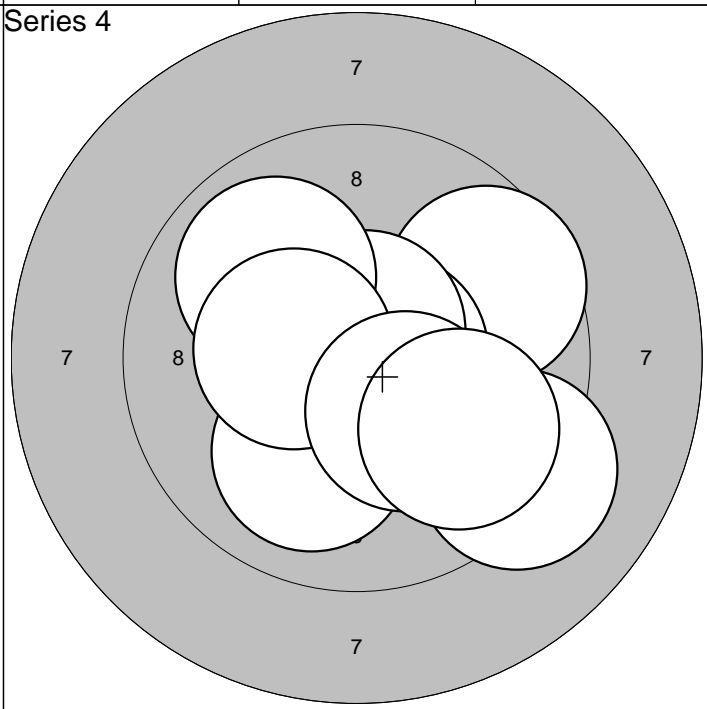
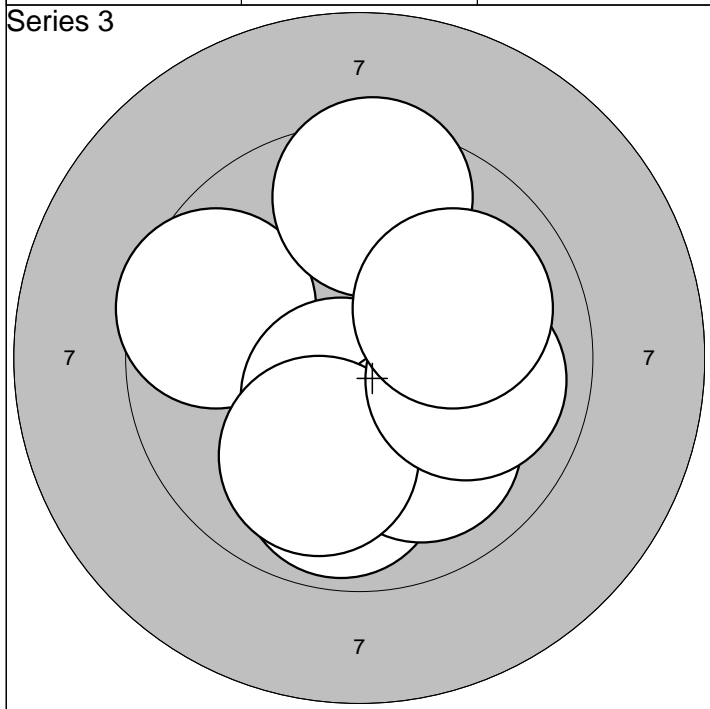
1:10.8*	↑	6: 9.6	↖	Series	95.0
2: 9.4	→	7: 9.6	←		
3:10.2*	↗	8:10.2*	↗	Total	284.0
4: 9.3	→	9:10.0	↗		
5: 9.4	←	10:10.2*	→		

1:10.6*	↓	6: 9.9	↘	Series	95.0
2:10.0	→	7:10.5*	↖		
3:10.7*	↘	8: 9.9	←	Total	379.0
4:10.5*	←	9: 8.7	→		
5:10.1	→	10: 9.6	↖		



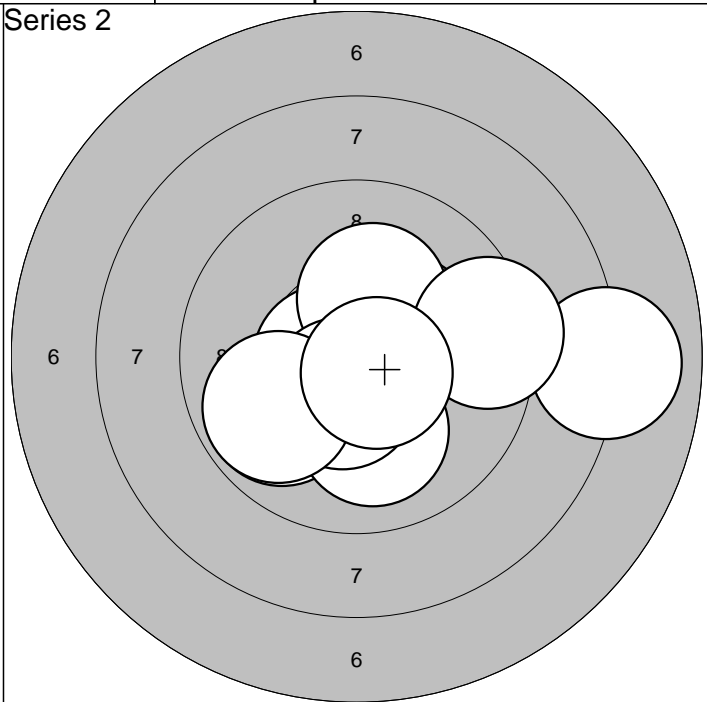
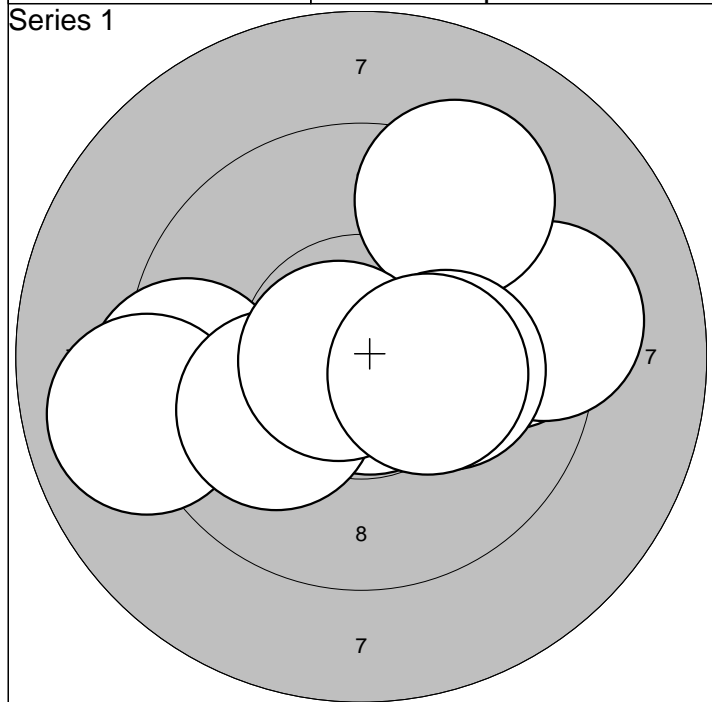
1: 9.6    ↑	6:10.1    ←	<b>Series</b> 94.0
2:10.5*    →	7: 9.7    ↗	
3: 9.3    ↗	8:10.5*    ↑	<b>Total</b> 94.0
4: 9.5    ↑	9: 9.2    ←	
5:10.6*    ↑	10: 9.8    ↙	

1:10.6*    ↓	6:10.3*    ↑	<b>Series</b> 97.0
2:10.0    ↙	7:10.3*    ↓	
3:10.4*    →	8: 9.8    ↗	<b>Total</b> 191.0
4:10.8*    ↗	9: 9.0    ↓	
5: 9.7    ↓	10:10.4*    ↓	



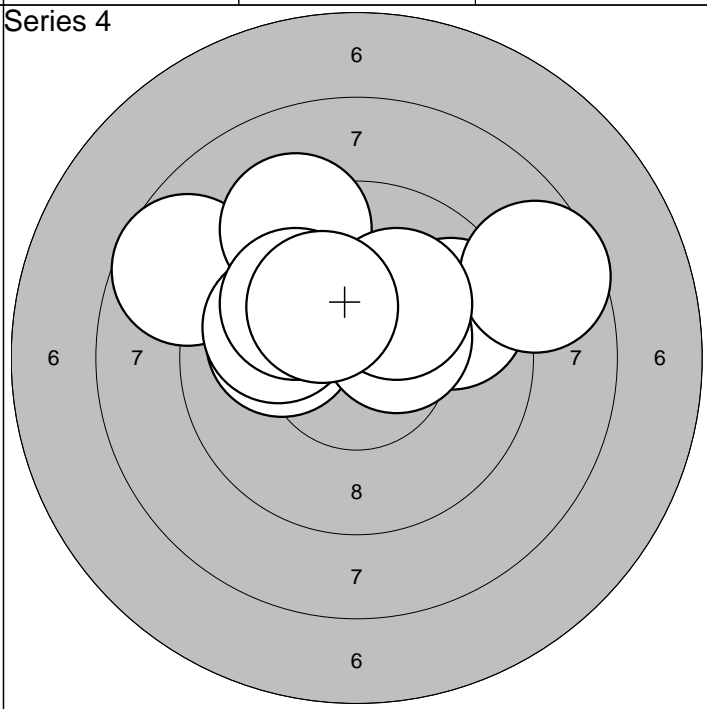
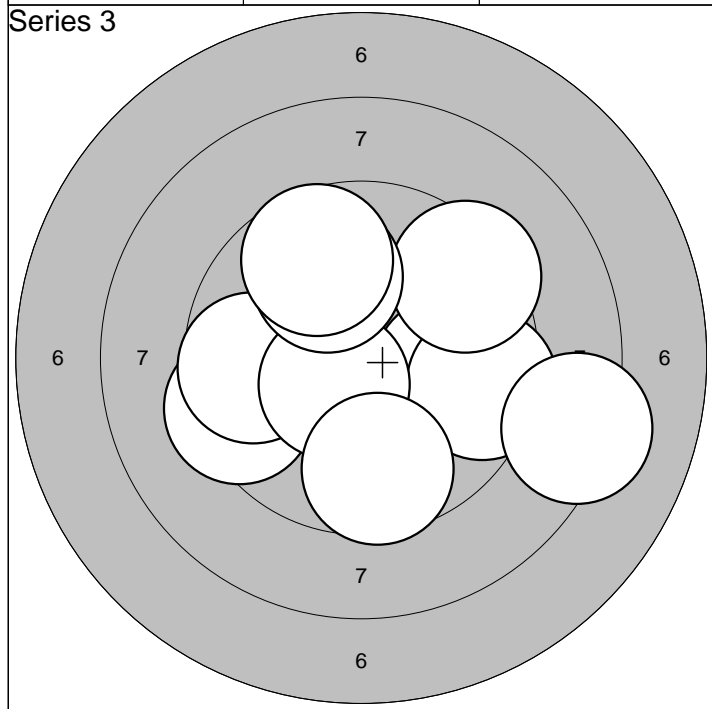
1: 9.6    ↙	6:10.0    ↓	<b>Series</b> 97.0
2:10.4*    ↘	7:10.0    ↓	
3: 9.9    ↓	8: 9.5    ↑	<b>Total</b> 288.0
4:10.3*    ↓	9:10.0    →	
5:10.6*    ↓	10:10.0    ↗	

1: 9.6    ↗	6: 9.9    ↗	<b>Series</b> 96.0
2:10.4*    ↓	7:10.4*    ←	
3:10.7*    →	8:10.3*    ↓	<b>Total</b> 384.0
4:10.7*    ↑	9: 9.2    ↓	
5:10.0    ↓	10: 9.8    ↘	



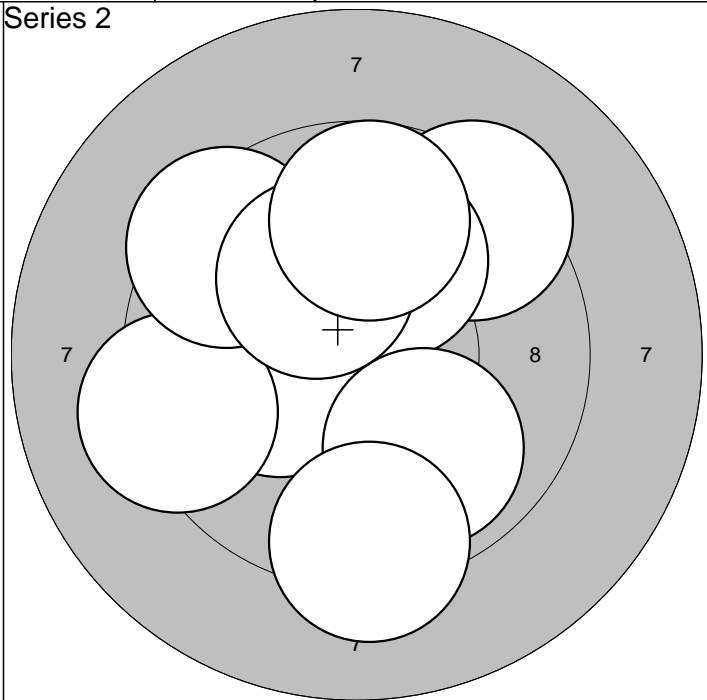
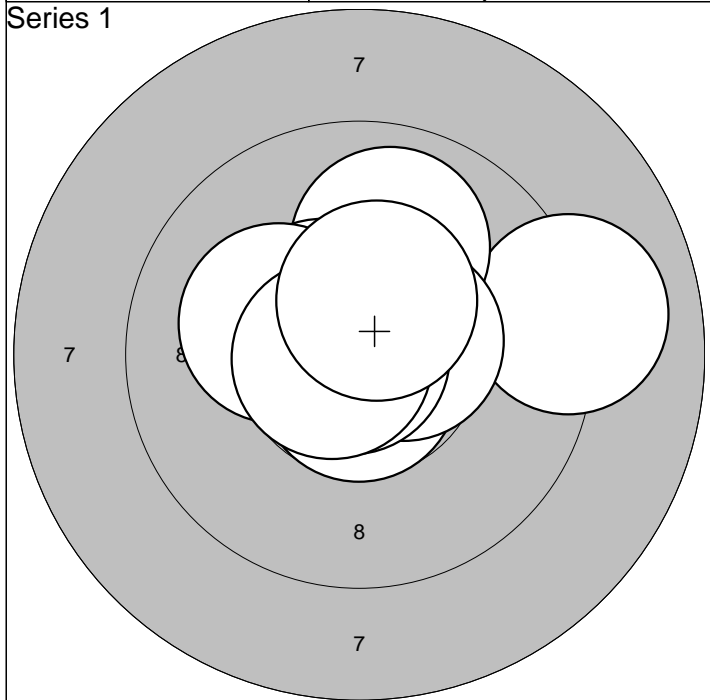
1: 9.4 ←	6: 9.3 ↗	<b>Series</b> 95.0
2: 9.0 ←	7:10.0 ←	
3: 9.7 →	8:10.2* →	<b>Total</b> 95.0
4: 9.3 →	9:10.7* ←	
5:10.8* ↓	10:10.3* →	

1: 9.9 ↙	6:10.2* ↗	<b>Series</b> 95.0
2:10.3* ↗	7:10.5* ↓	
3: 8.0 →	8: 9.8 ←	<b>Total</b> 190.0
4:10.6* ←	9: 9.4 →	
5:10.1 ↓	10:10.6* ↓	



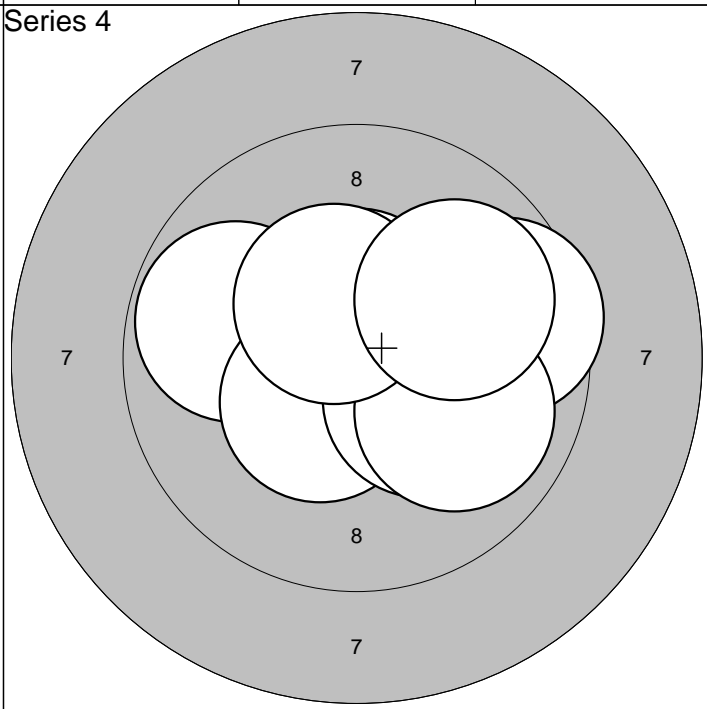
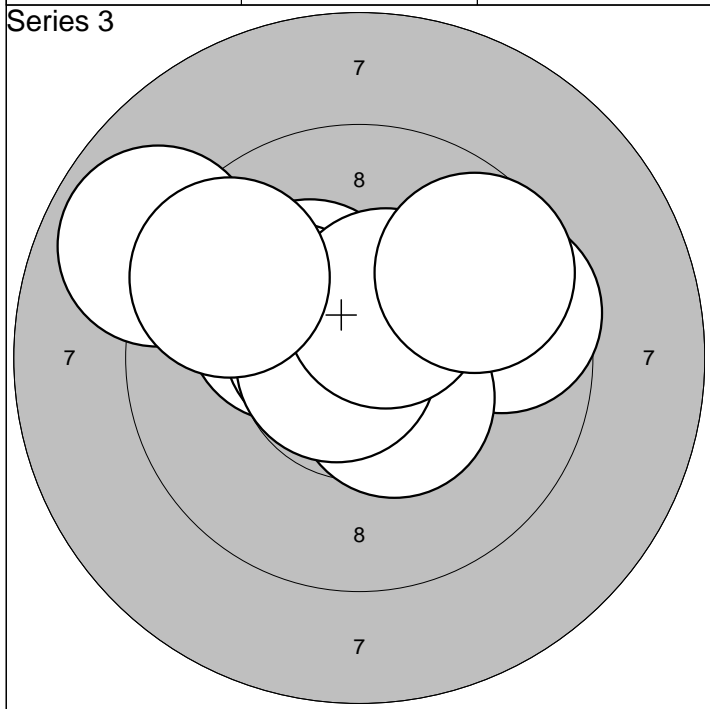
1: 9.4 ↙	6: 9.6 ↓	<b>Series</b> 90.0
2: 9.7 ←	7: 8.3 →	
3: 9.9 →	8: 9.4 ↗	<b>Total</b> 280.0
4: 9.5 →	9: 9.9 ↗	
5:10.5* ↙	10: 9.7 ↗	

1: 8.7 ↙	6: 8.6 ↗	<b>Series</b> 94.0
2: 9.3 ↗	7:10.4* ↗	
3:10.1 ←	8:10.0 ↙	<b>Total</b> 374.0
4: 9.7 ↗	9:10.2* ↗	
5:10.0 ↙	10:10.2* ↙	



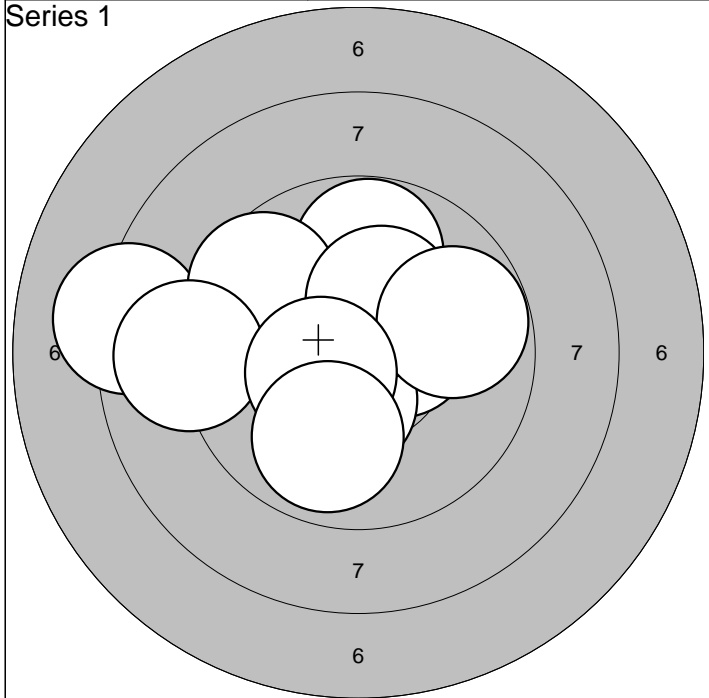
1: 9.0 →	6:10.5* ↖	<b>Series</b>	99.0
2:10.8* ↓	7:10.9* ←		
3:10.0 ↑	8:10.2* ↖	<b>Total</b>	99.0
4:10.7* ↓	9:10.7* ←		
5:10.5* →	10:10.4* ↑		

1: 9.4 ↗	6: 9.4 ↖	<b>Series</b>	94.0
2:10.3* ↑	7: 9.9 ↘		
3:10.2* ←	8:10.2* ↗	<b>Total</b>	193.0
4:10.1 ↑	9: 9.8 ↑		
5: 9.3 ←	10: 9.3 ↓		

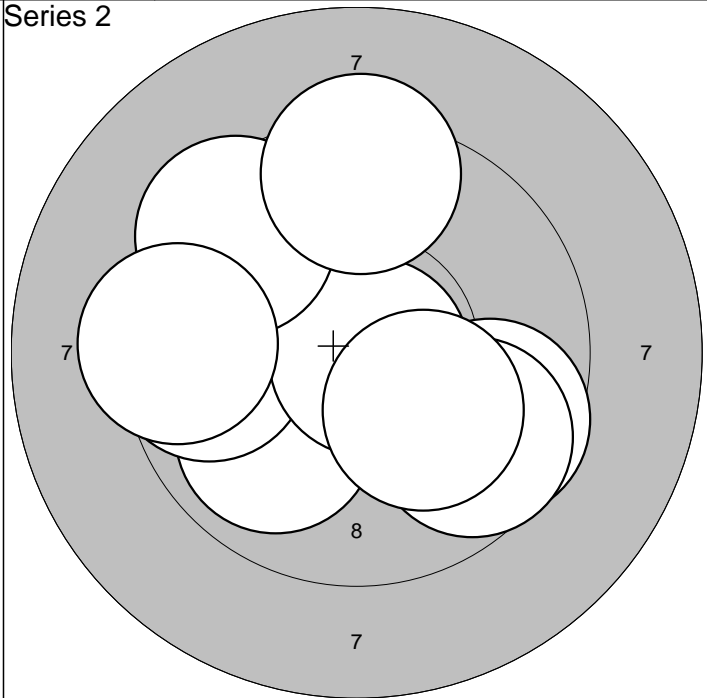


1:10.3* ↗	6:10.6* ↖	<b>Series</b>	95.0
2: 8.9 ↖	7:10.8* ←		
3: 9.6 →	8:10.5* ↑	<b>Total</b>	288.0
4:10.2* ↖	9: 9.7 ↗		
5:10.4* ↘	10: 9.6 ↖		

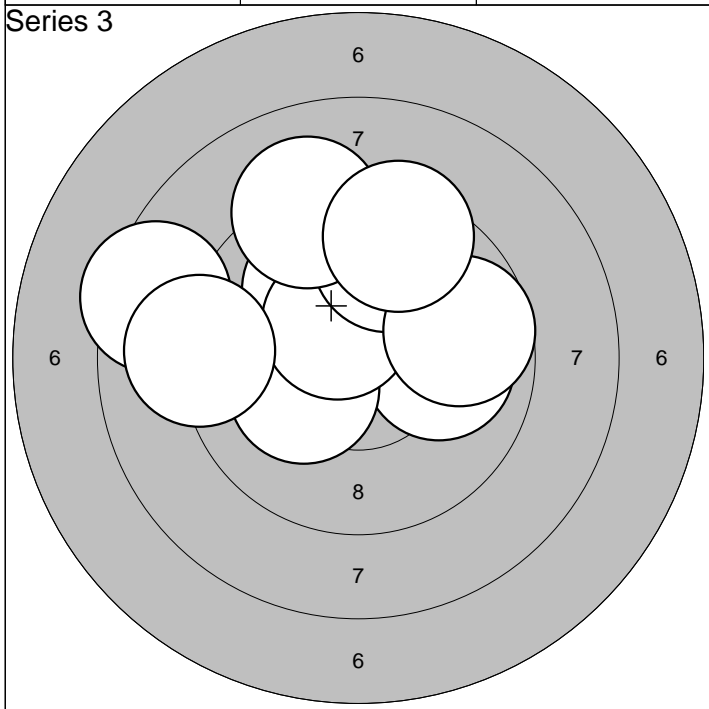
1:10.5* ←	6:10.3* ↘	<b>Series</b>	97.0
2: 9.8 ←	7: 9.6 →		
3:10.4* ↘	8:10.0 ↘	<b>Total</b>	385.0
4:10.3* →	9:10.4* ↑		
5:10.5* ↑	10: 9.9 ↗		



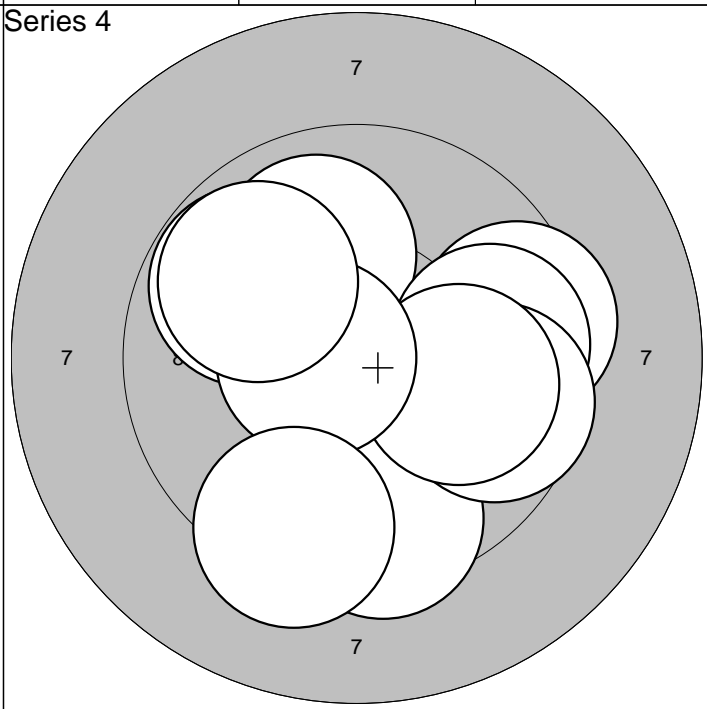
1: 8.2 ←	6:10.3* ↗	Series 92.0
2:10.5* →	7: 9.8 →	
3:10.4* ↓	8: 8.9 ←	Total 92.0
4: 9.8 ↑	9:10.4* ←	
5: 9.6 ↖	10: 9.9 ↓	



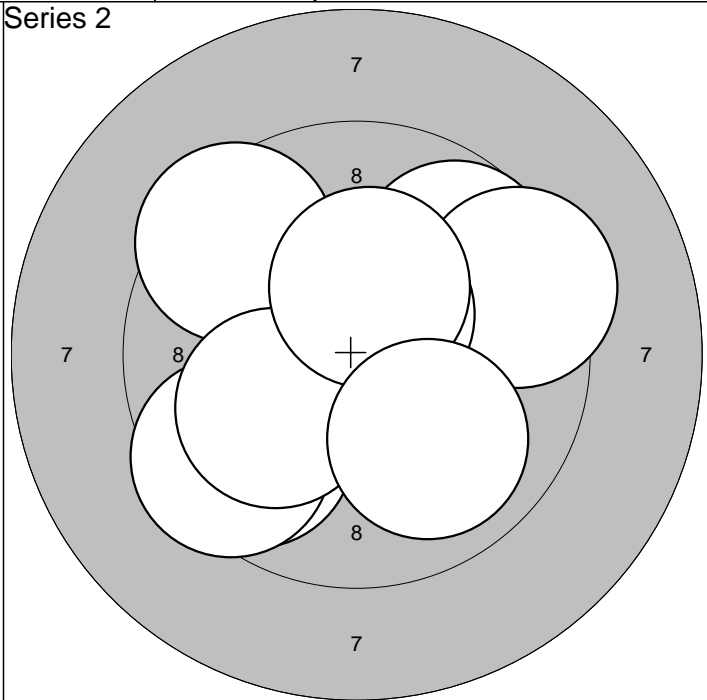
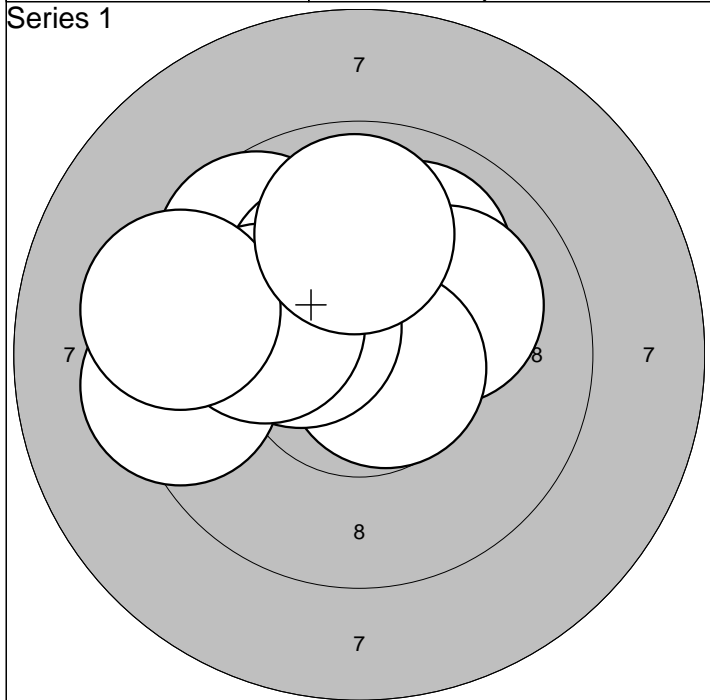
1: 9.6 →	6:10.8* →	Series 93.0
2: 9.9 ↙	7: 9.5 ↗	
3: 9.6 ←	8:10.2* ↓	Total 185.0
4:10.2* ↗	9: 9.3 ←	
5: 9.7 ↘	10: 9.4 ↑	



1:10.0 ↗	6: 9.7 ↑	Series 93.0
2: 8.4 ←	7: 9.7 →	
3:10.0 →	8: 9.1 ↗	Total 278.0
4:10.2* ←	9: 9.4 ↑	
5:10.5* ↗	10: 9.1 ←	

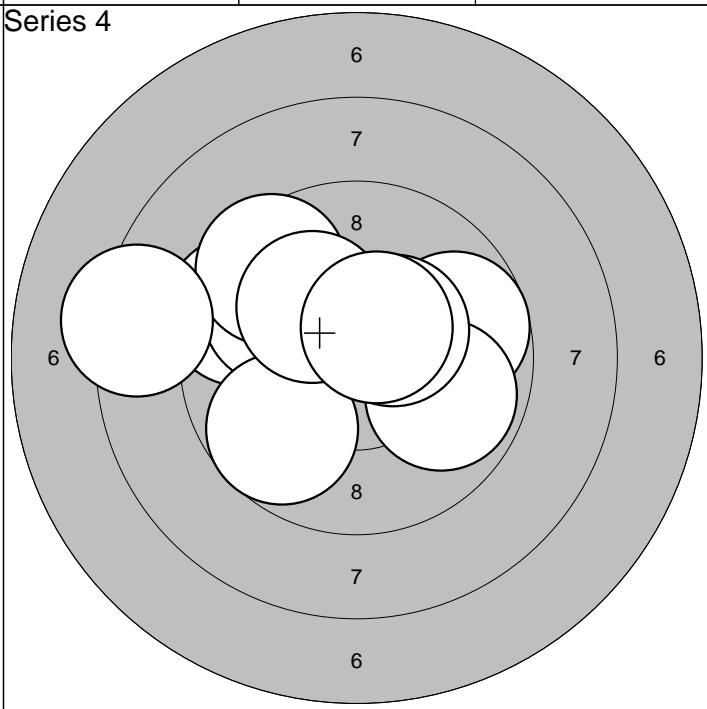
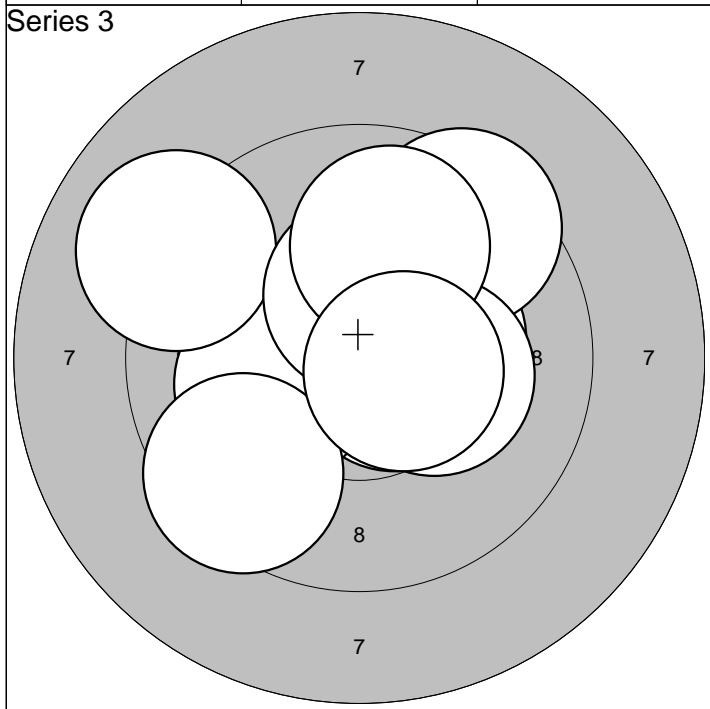


1: 9.5 ↓	6: 9.6 →	Series 92.0
2: 9.9 ↗	7:10.0 →	
3: 9.5 →	8:10.6* ←	Total 370.0
4: 9.7 →	9: 9.3 ↓	
5: 9.8 ↗	10: 9.8 ↗	



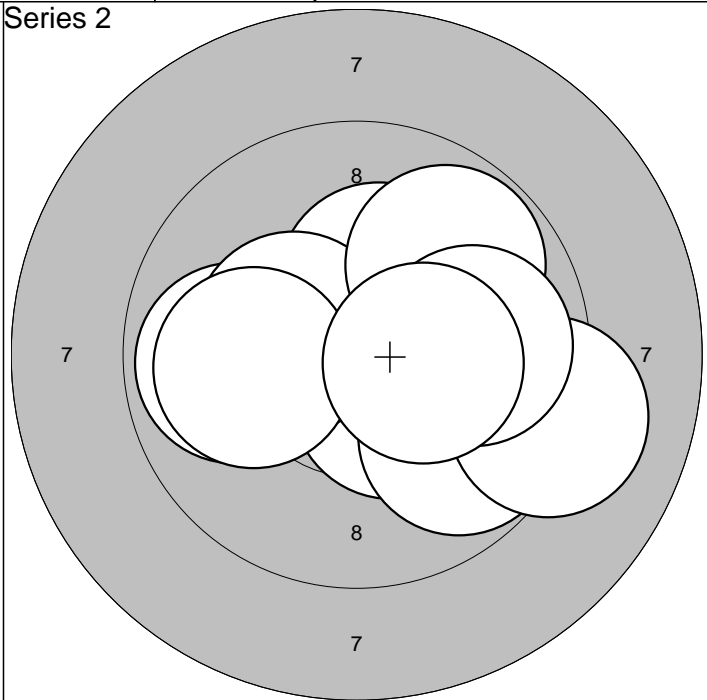
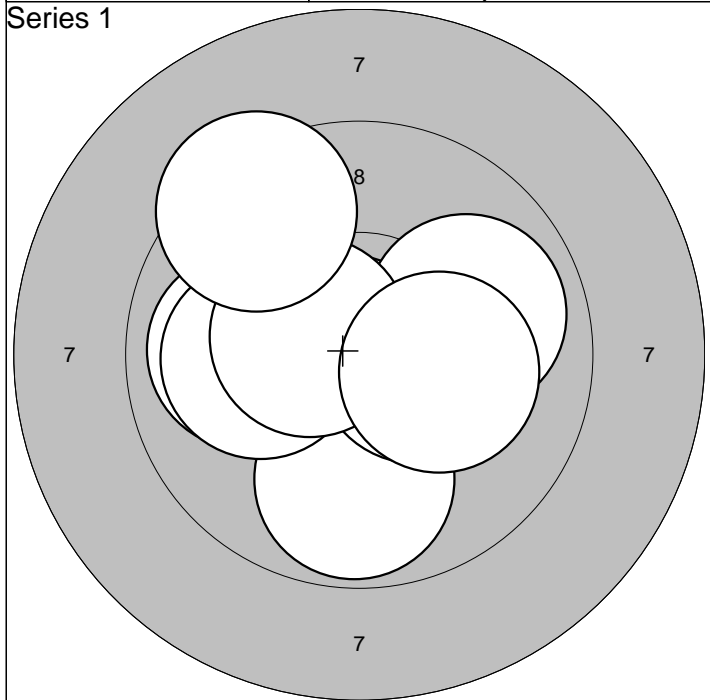
1: 9.7 ↖	6:10.4* ↖	<b>Series</b> 96.0
2:10.0 ↗	7: 9.3 ←	
3:10.1 ↘	8:10.1 ←	<b>Total</b> 96.0
4:10.2* ↗	9: 9.3 ←	
5:10.7* ↘	10: 9.9 ↑	

1: 9.5 ↖	6: 9.5 ↙	<b>Series</b> 95.0
2: 9.7 ↗	7:10.6* ↗	
3:10.8* ↓	8:10.1 ↙	<b>Total</b> 191.0
4: 9.7 ↙	9:10.3* ↗	
5: 9.4 ↘	10:10.0 ↘	



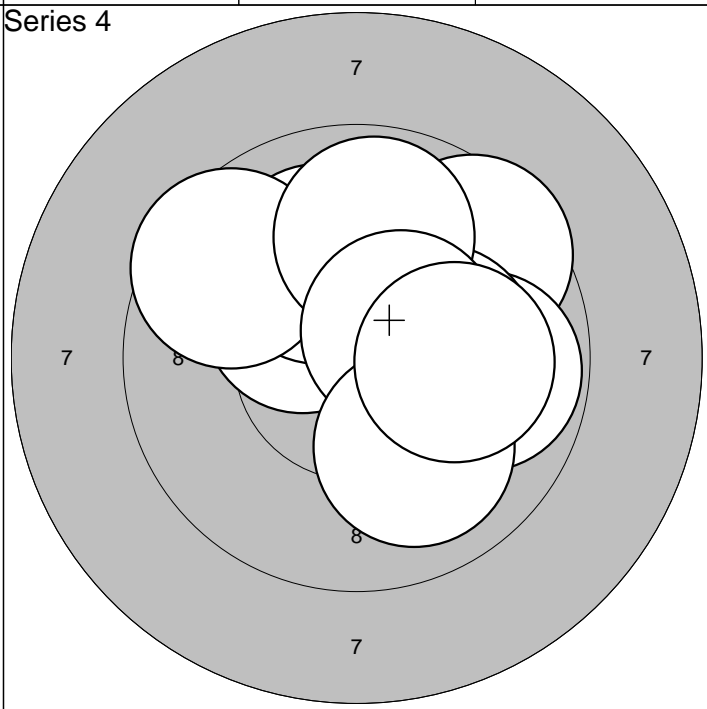
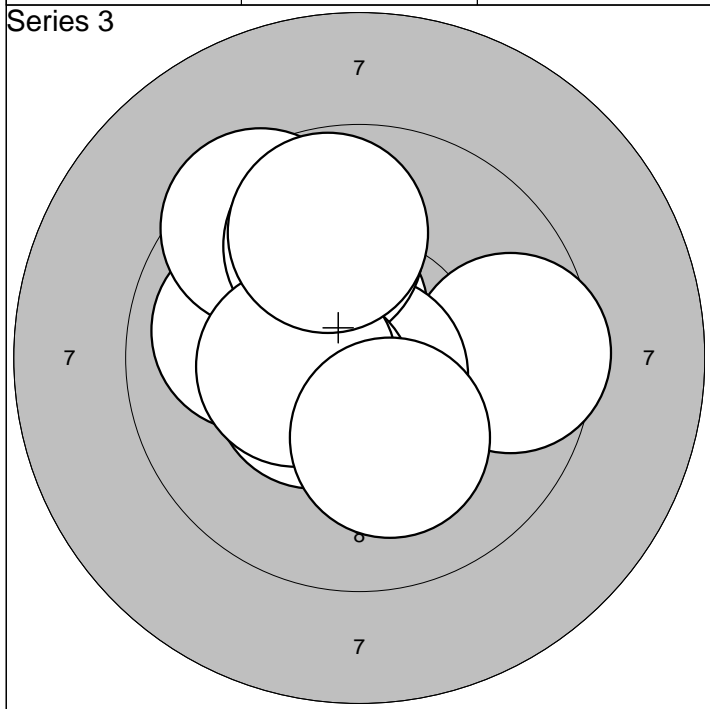
1:10.6* ↘	6: 9.5 ↙	<b>Series</b> 96.0
2:10.3* →	7: 9.0 ↖	
3: 9.5 ↗	8:10.4* ↑	<b>Total</b> 287.0
4:10.3* →	9: 9.9 ↑	
5:10.2* ←	10:10.5* →	

1: 9.5 ↖	6: 9.7 ↙	<b>Series</b> 92.0
2: 9.9 ↖	7:10.4* ↗	
3: 9.5 ↖	8:10.1 ↖	<b>Total</b> 379.0
4: 9.7 →	9:10.5* ↗	
5: 9.8 ↘	10: 8.3 ←	



1:10.6* ←	6: 9.9 →	Series	97.0
2:10.8* ←	7:10.1 ←		
3:10.0 ←	8:10.5* ←	Total	97.0
4: 9.8 ↓	9: 9.4 ↗		
5:10.4* →	10:10.2* →		

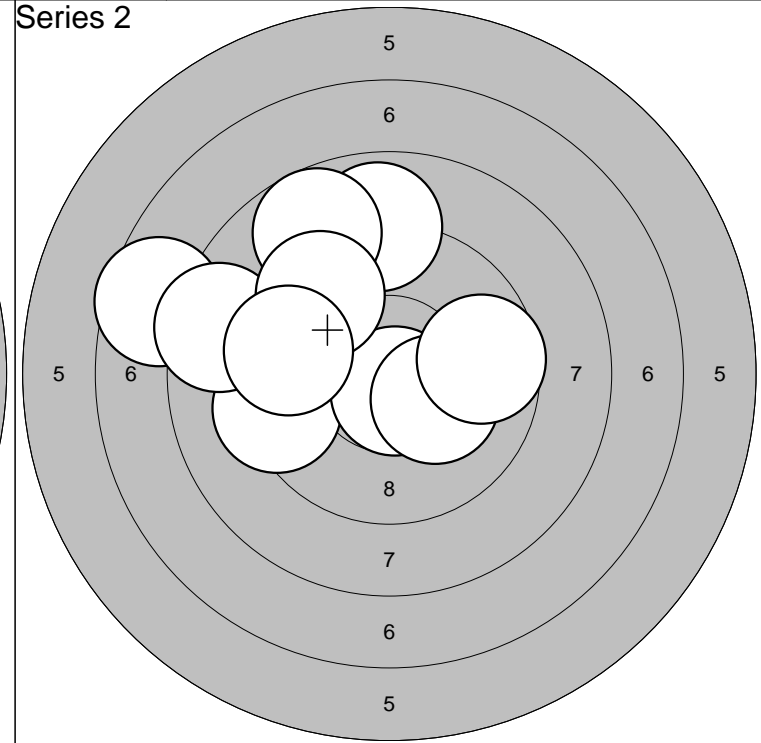
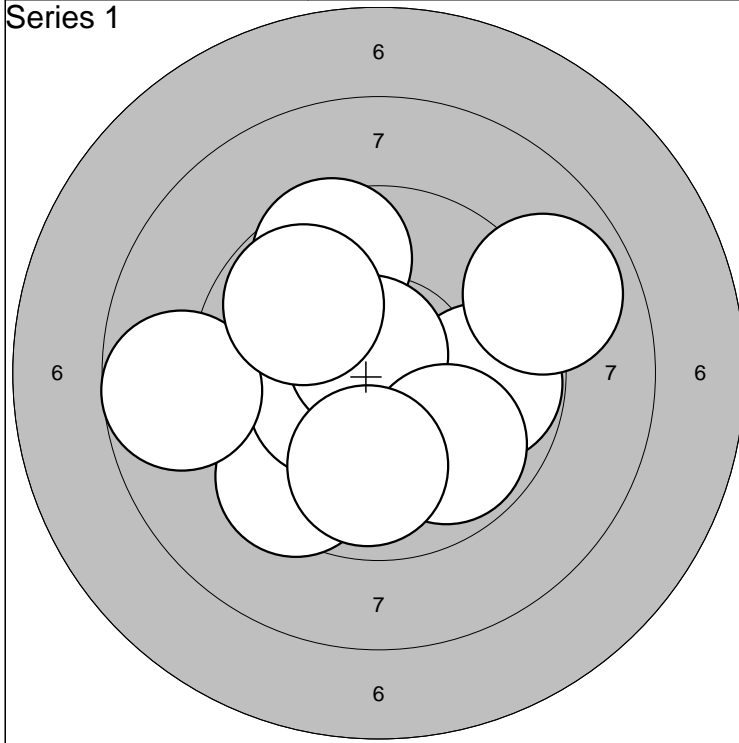
1:10.4* ↘	6:10.3* ←	Series	95.0
2:10.3* ↑	7:10.0 ←		
3: 9.8 ↘	8: 9.8 ↗	Total	192.0
4: 9.1 →	9: 9.9 →		
5: 9.9 ←	10:10.4* →		



1:10.4* ↗	6: 9.9 ↑	Series	96.0
2: 9.6 →	7:10.5* ←		
3:10.0 ←	8:10.4* ←	Total	288.0
4: 9.5 ↗	9:10.2* ↓		
5:10.8* ↘	10: 9.8 ↑		

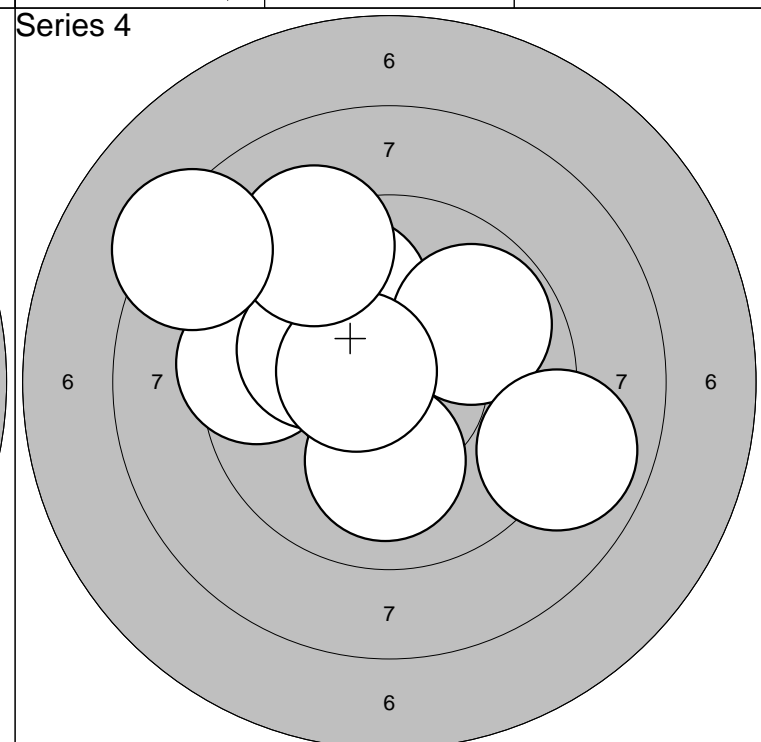
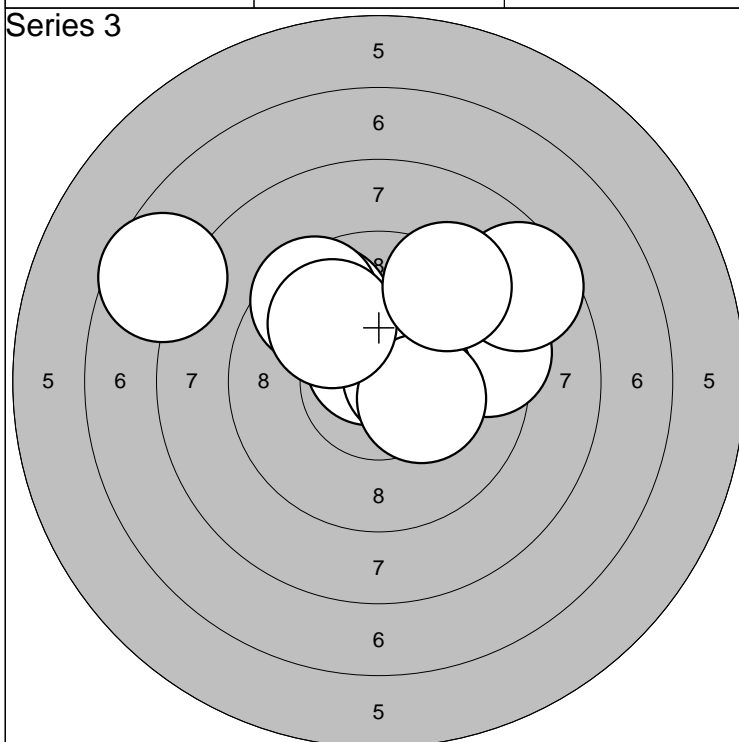
1: 9.6 ↗	6: 9.6 ↖	Series	96.0
2:10.3* ↖	7: 9.9 ↑		
3: 9.8 →	8:10.5* ↗	Total	384.0
4:10.2* →	9:10.0 ↓		
5:10.1 ↑	10:10.1 →		





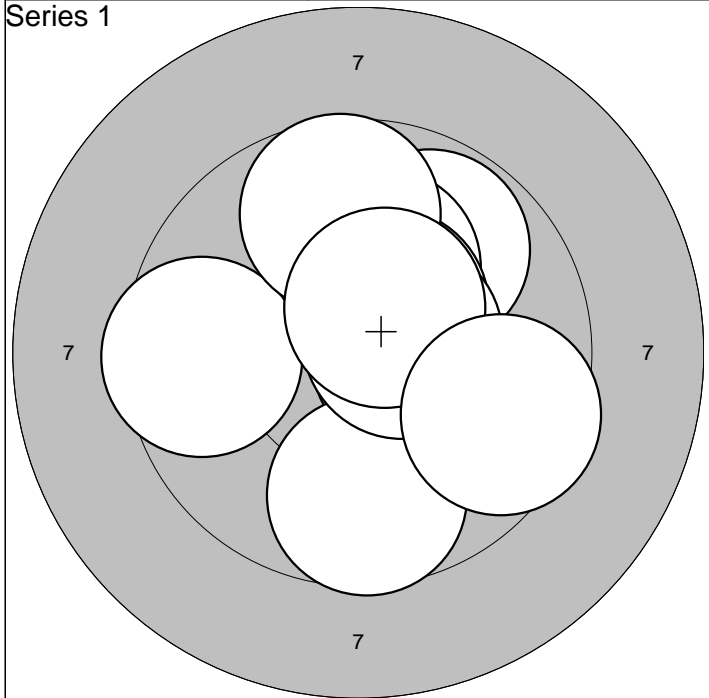
1: 9.8 →	6: 10.7* ↗	Series	90.0
2: 9.6 ↗	7: 9.9 ↘		
3: 9.5 ↘	8: 8.9 →	Total	90.0
4: 10.3* ←	9: 9.9 ↓		
5: 8.7 ←	10: 9.8 ↗		

1: 7.6 ←	6: 10.2* ↘	Series	87.0
2: 8.9 ↑	7: 9.7 →		
3: 8.8 ↗	8: 8.5 ←	Total	177.0
4: 9.3 ←	9: 9.5 ↗		
5: 10.7* ↓	10: 9.5 ←		

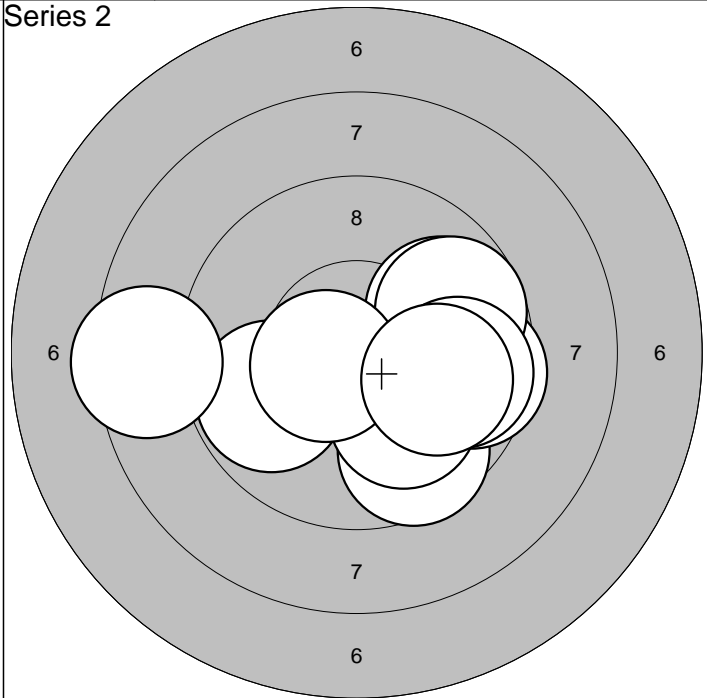


1: 9.4 →	6: 9.7 ↗	Series	90.0
2: 10.7* ↗	7: 9.5 ↗		
3: 10.5* →	8: 8.6 →	Total	267.0
4: 10.3* →	9: 9.9 ↗		
5: 7.6 ↖	10: 9.3 ↗		

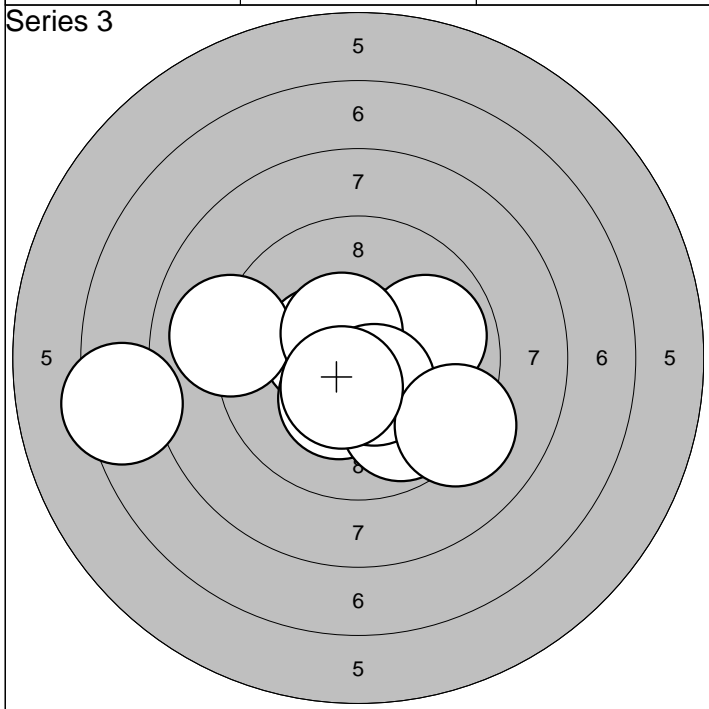
1: 9.3 ↗	6: 10.1 ←	Series	91.0
2: 9.5 ←	7: 10.6* ←		
3: 9.9 ↗	8: 9.2 ↗	Total	358.0
4: 10.1 ↓	9: 8.9 →		
5: 9.8 ↗	10: 8.3 ↖		



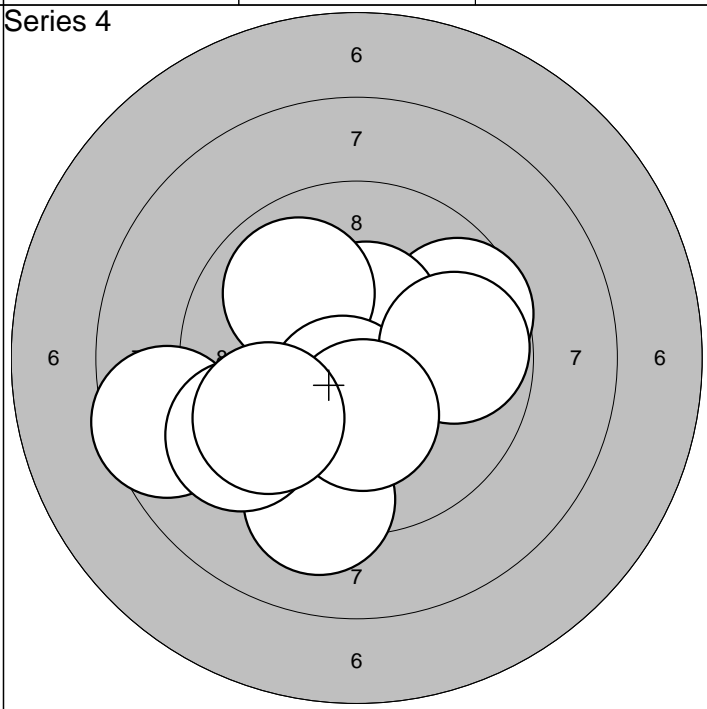
1:10.5* →	6:10.5* ↗	Series	95.0
2: 9.8 ↗	7: 9.7 ↑		
3:10.2* ↑	8:10.5* →	Total	95.0
4: 9.7 ↓	9:10.5* ↗		
5: 9.6 ←	10: 9.6 ↘		



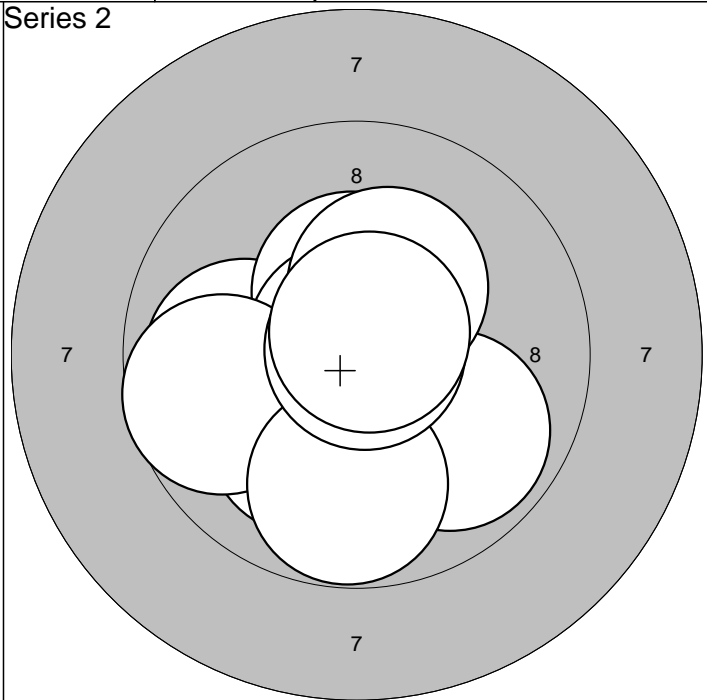
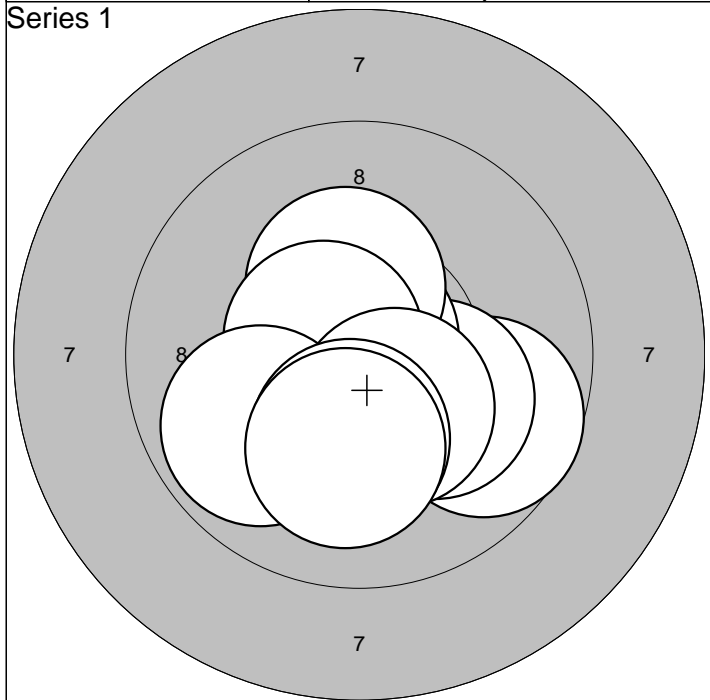
1: 9.8 ↗	6: 9.8 ↙	Series	91.0
2: 9.6 ↘	7:10.6* ↙		
3: 9.6 →	8: 9.7 →	Total	186.0
4: 9.7 ↗	9: 9.9 ↘		
5:10.0 ↘	10: 8.5 ←		



1:10.4* ←	6: 9.9 →	Series	93.0
2: 7.4 ←	7:10.5* ↗		
3:10.3* ↘	8:10.5* ↘	Total	279.0
4: 9.8 ↘	9: 9.2 ↘		
5: 9.1 ←	10:10.4* ↘		

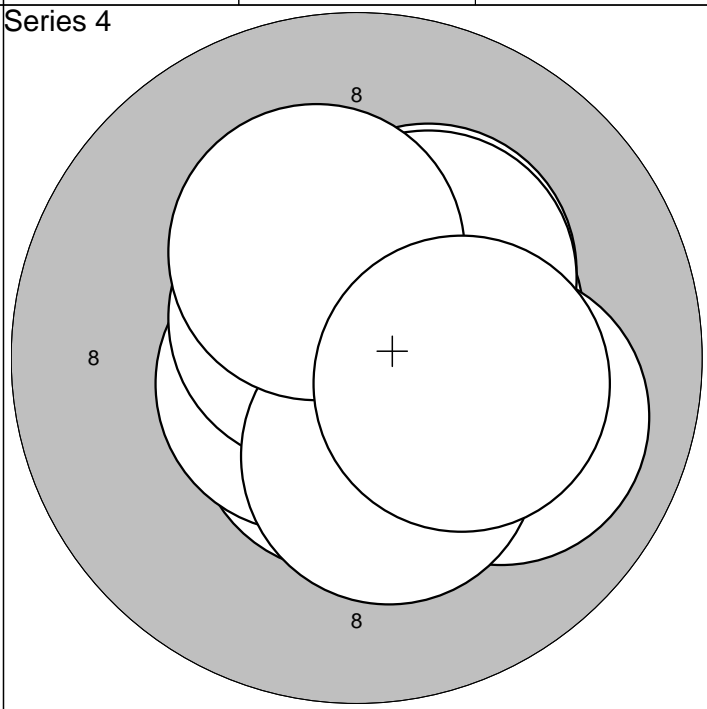
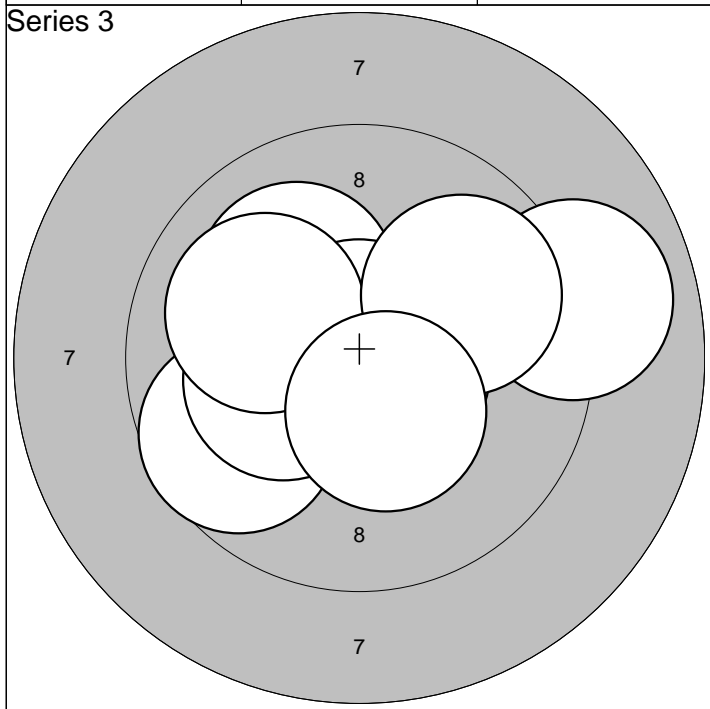


1: 9.7 ↗	6: 9.2 ↓	Series	92.0
2:10.5* ↑	7: 9.8 →		
3: 9.9 ↗	8:10.3* ↘	Total	371.0
4:10.5* ↘	9: 9.3 ↙		
5: 8.6 ←	10: 9.7 ↙		



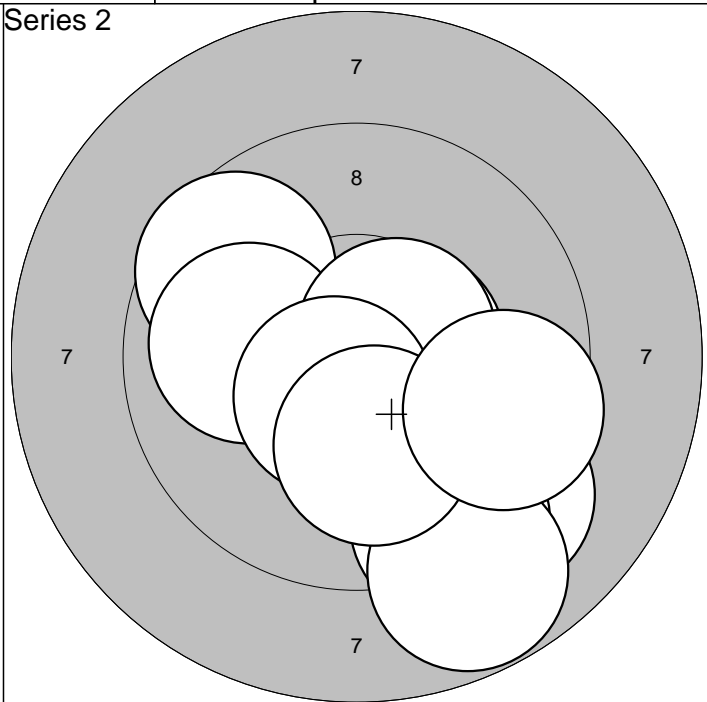
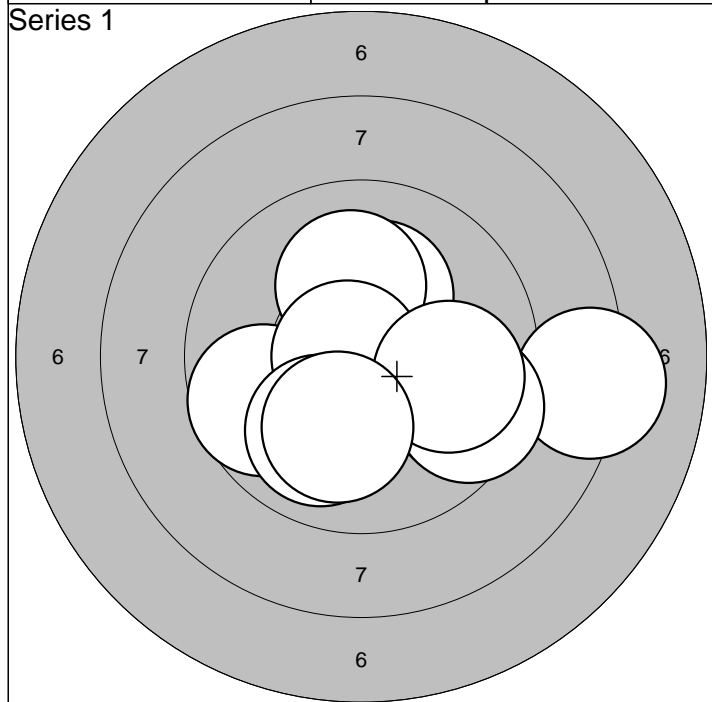
1: 9.7 ↘	6:10.6* ←	<b>Series</b> 98.0
2:10.5* ↓	7:10.4* ↓	
3:10.2* ↘	8: 9.9 ←	<b>Total</b> 98.0
4:10.8* ↑	9:10.2* ↓	
5:10.3* ↑	10:10.1 ↓	

1: 9.9 ←	6: 9.7 ←	<b>Series</b> 96.0
2:10.4* ↑	7: 9.8 ↓	
3: 9.9 ↘	8:10.8* →	<b>Total</b> 194.0
4:10.1 ↘	9:10.3* ↑	
5:10.8* ↖	10:10.7* ↗	



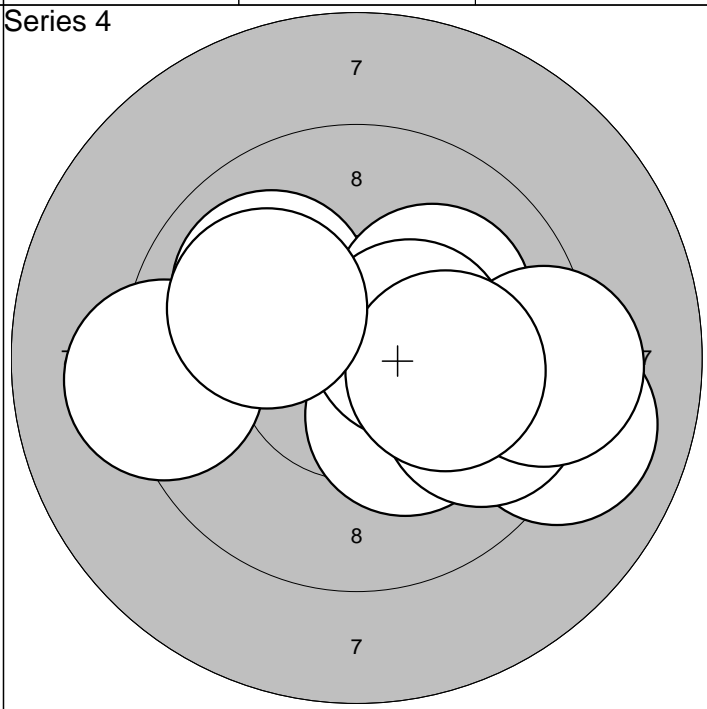
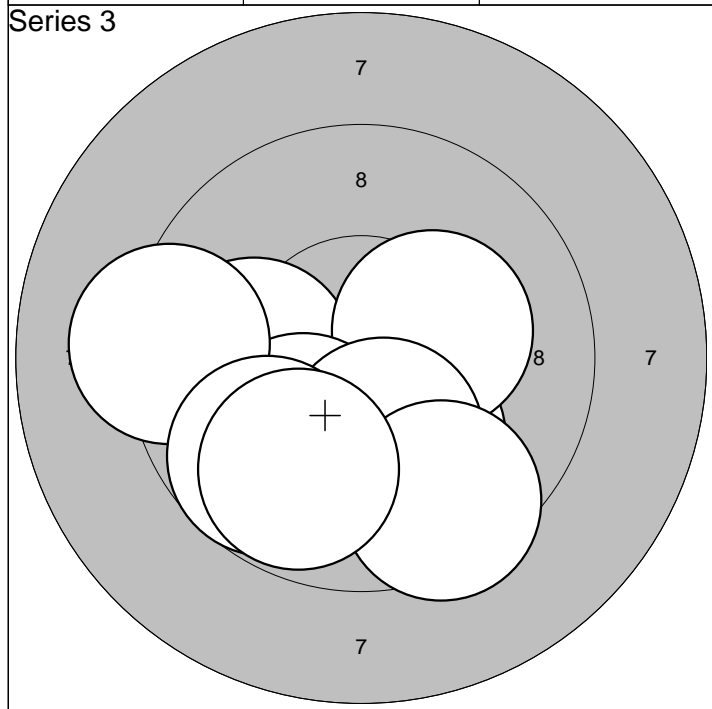
1: 8.9 →	6:10.8* ↑	<b>Series</b> 96.0
2: 9.7 ←	7:10.2* ←	
3:10.7* ←	8:10.0 ←	<b>Total</b> 290.0
4:10.1 ↗	9: 9.9 →	
5:10.6* ↘	10:10.4* ↓	

1:10.5* ↓	6:10.3* ↗	<b>Series</b> 100.0
2:10.6* ←	7:10.3* ↗	
3:10.4* →	8:10.3* ↓	<b>Total</b> 390.0
4:10.6* ↖	9:10.3* ↑	
5:10.0 →	10:10.3* →	



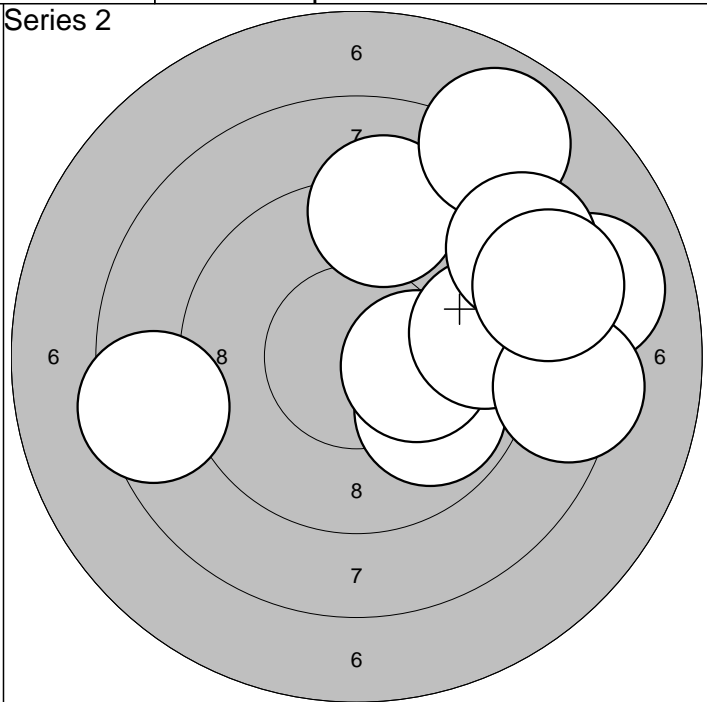
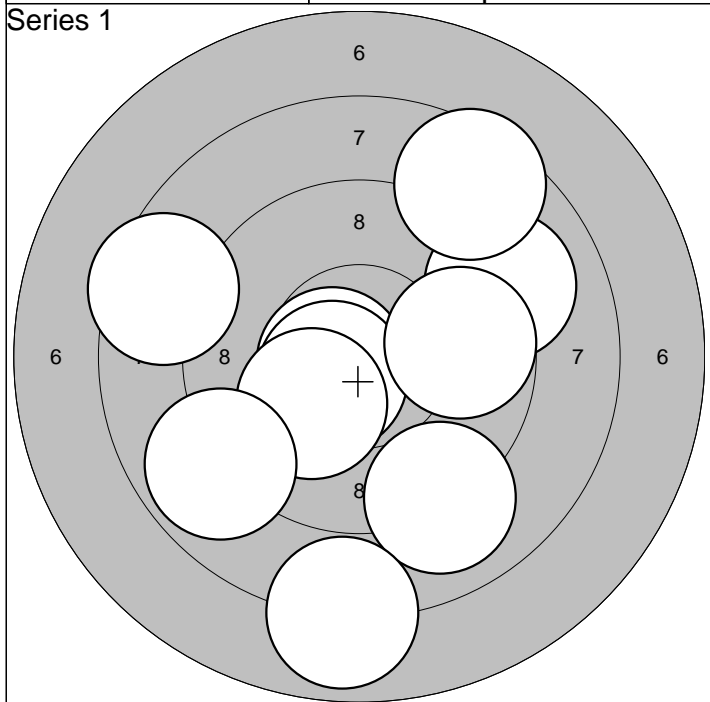
1: 8.2 →	6:10.8* ←	<b>Series</b>	94.0
2:10.2* ↑	7: 9.5 →		
3:10.1 ↑	8: 9.9 →	<b>Total</b>	94.0
4: 9.7 ←	9:10.0 ↓		
5: 9.6 →	10:10.1 ↓		

1: 9.2 ↓	6:10.6* →	<b>Series</b>	94.0
2: 9.2 ↓	7: 8.8 ↓		
3:10.5* →	8:10.5* ↓	<b>Total</b>	188.0
4: 9.6 ↗	9:10.2* ↓		
5:10.0 ←	10: 9.5 →		



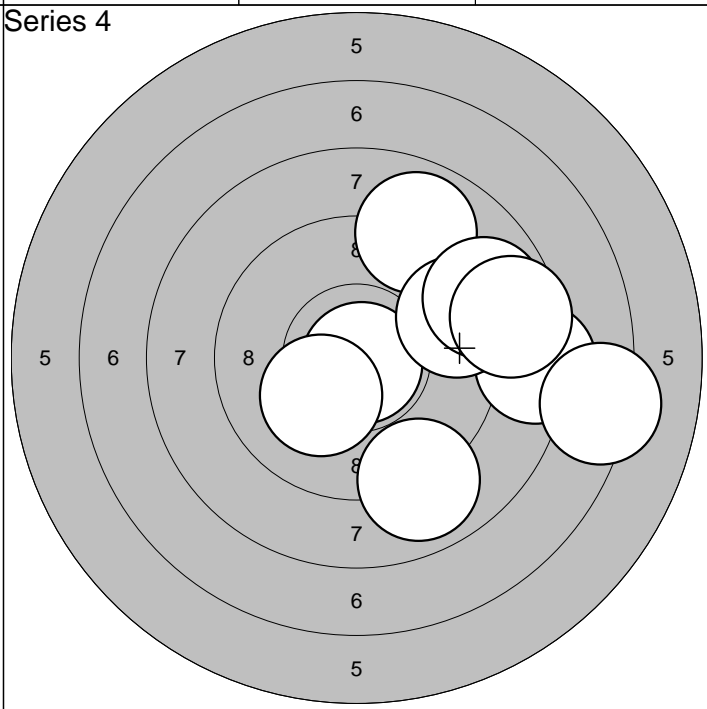
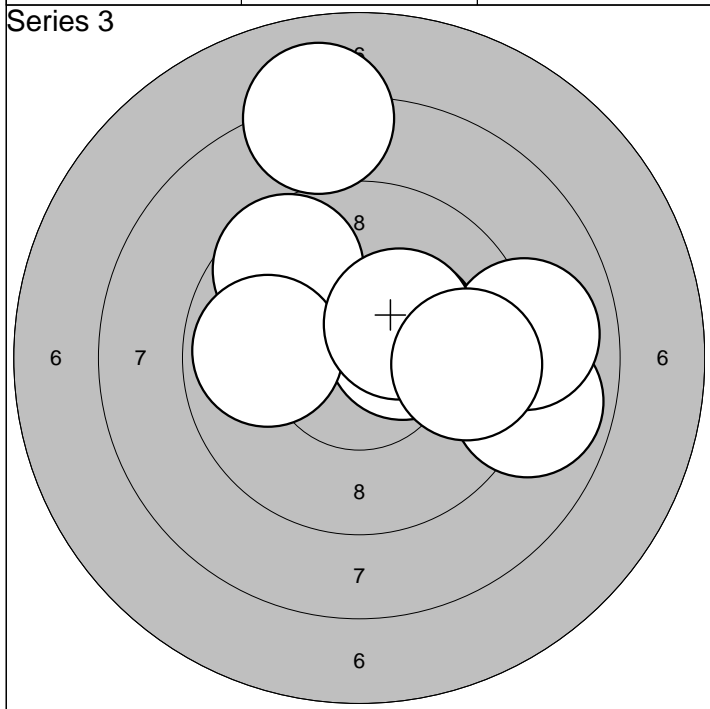
1:10.3* ←	6:10.2* ↓	<b>Series</b>	96.0
2:10.0 ←	7: 9.5 ↓		
3:10.1 ↓	8: 9.2 ←	<b>Total</b>	284.0
4:10.3* →	9: 9.7 ↓		
5:10.1 ↓	10: 9.8 ↓		

1: 9.2 ←	6:10.1 ↗	<b>Series</b>	96.0
2: 9.0 →	7: 9.3 →		
3:10.3* ↓	8:10.5* →	<b>Total</b>	380.0
4:10.0 ↗	9:10.2* →		
5: 9.7 →	10:10.0 ↖		



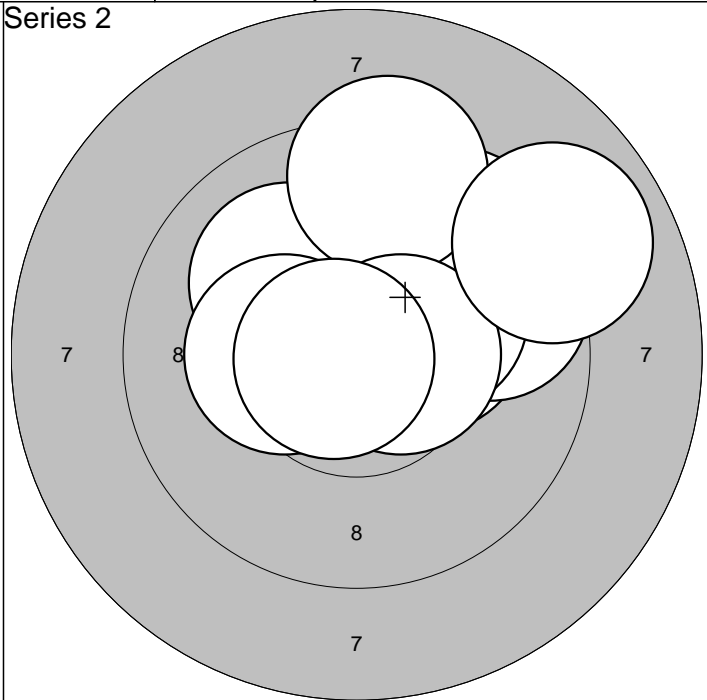
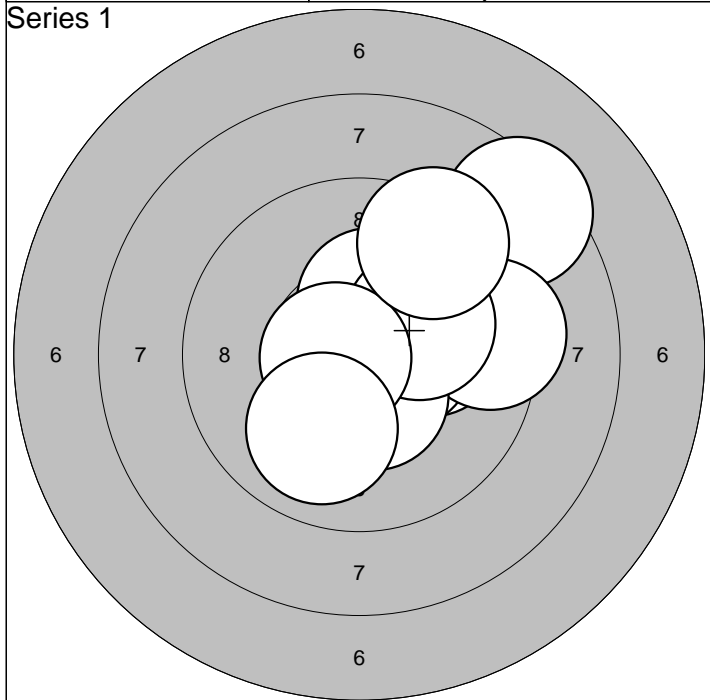
1:10.6* ←	6:10.5* ↙	<b>Series</b>	88.0
2: 9.0 ↓	7:10.2* ↙		
3: 7.9 ↓	8: 8.9 ↙	<b>Total</b>	88.0
4: 8.5 ←	9: 9.8 →		
5: 9.1 ↗	10: 8.5 ↗		

1: 9.8 ↘	6: 8.1 →	<b>Series</b>	84.0
2: 9.2 ↑	7: 9.4 →		
3: 7.9 ↗	8: 8.6 ↗	<b>Total</b>	172.0
4:10.2* →	9: 8.4 →		
5: 8.5 ←	10: 8.5 →		



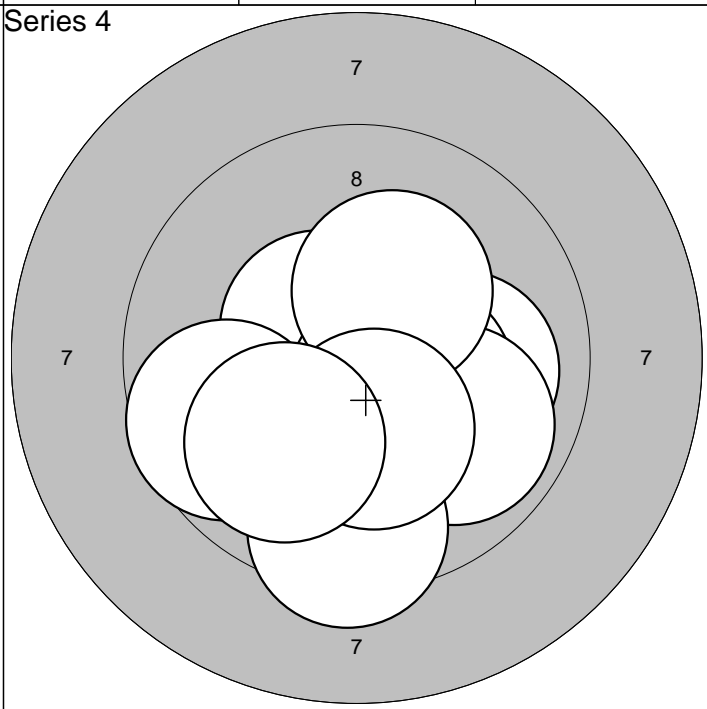
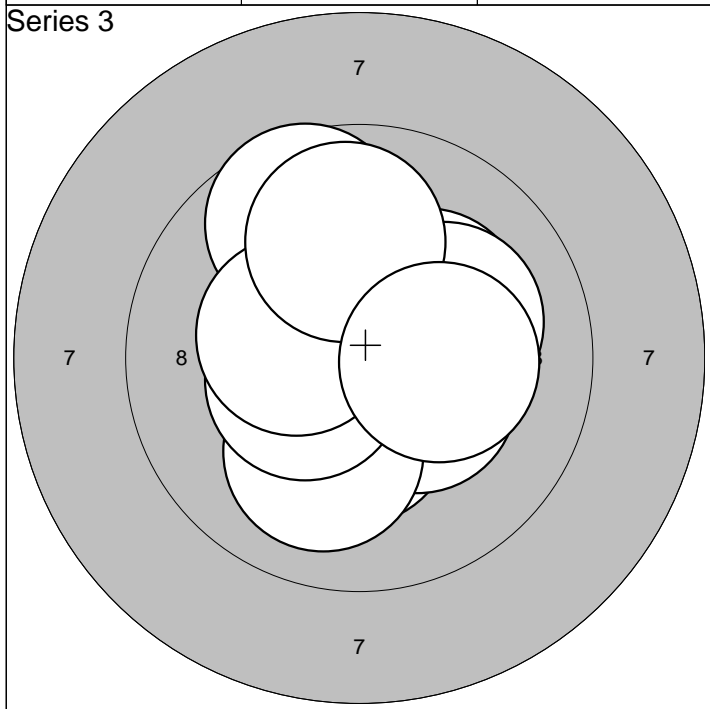
1:10.3* ↗	6: 9.9 ←	<b>Series</b>	92.0
2:10.0 ↖	7: 9.0 →		
3: 8.9 →	8:10.4* ↗	<b>Total</b>	264.0
4:10.4* →	9: 9.7 →		
5: 9.6 ↖	10: 8.1 ↑		

1: 8.3 →	6: 8.9 →	<b>Series</b>	84.0
2:10.8* ↘	7: 7.3 →		
3: 8.9 ↗	8: 8.6 →	<b>Total</b>	348.0
4: 8.9 →	9: 8.9 ↓		
5: 9.3 →	10:10.2* ↙		



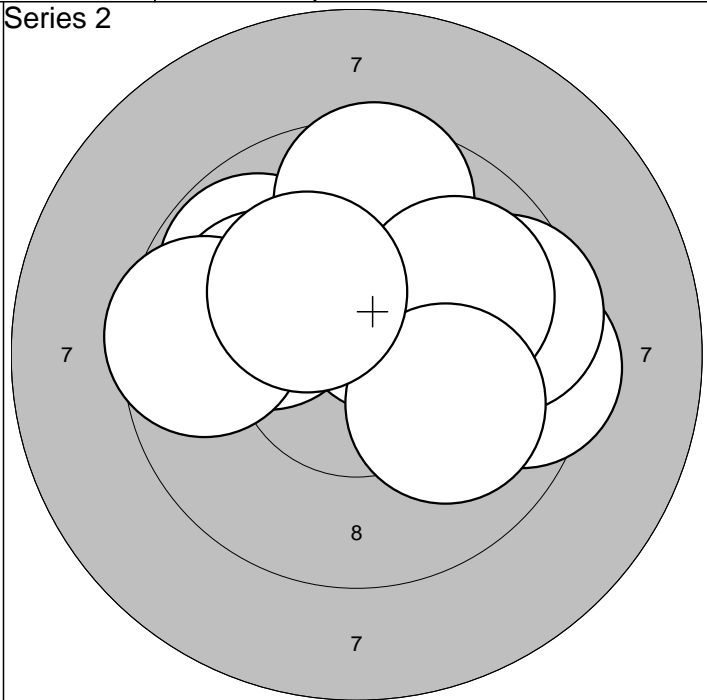
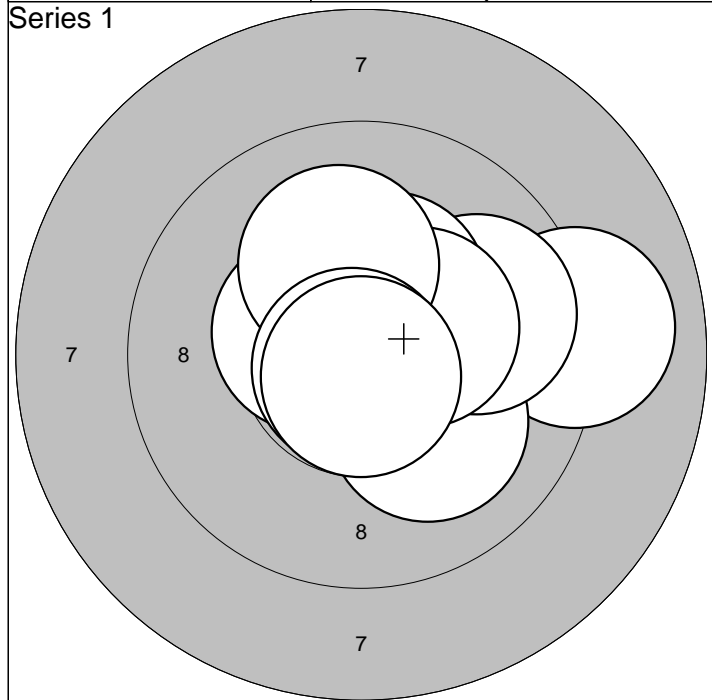
1:10.1 →	6:10.4* ↓	<b>Series</b> 96.0
2:10.5* →	7:10.1 →	
3:10.3* ↑	8:10.7* ←	<b>Total</b> 96.0
4: 8.4 ↗	9: 9.4 ↗	
5: 9.4 →	10:10.0 ↓	

1:10.3* →	6: 9.3 ↑	<b>Series</b> 95.0
2: 9.7 ↗	7:10.6* →	
3: 9.7 →	8: 8.9 →	<b>Total</b> 191.0
4:10.2* ↗	9:10.3* ←	
5:10.1 ↖	10:10.8* ←	



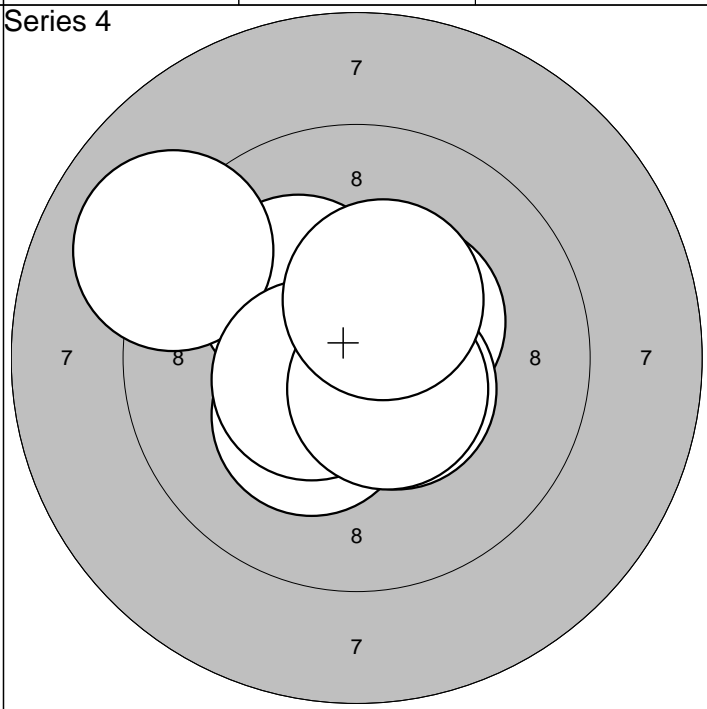
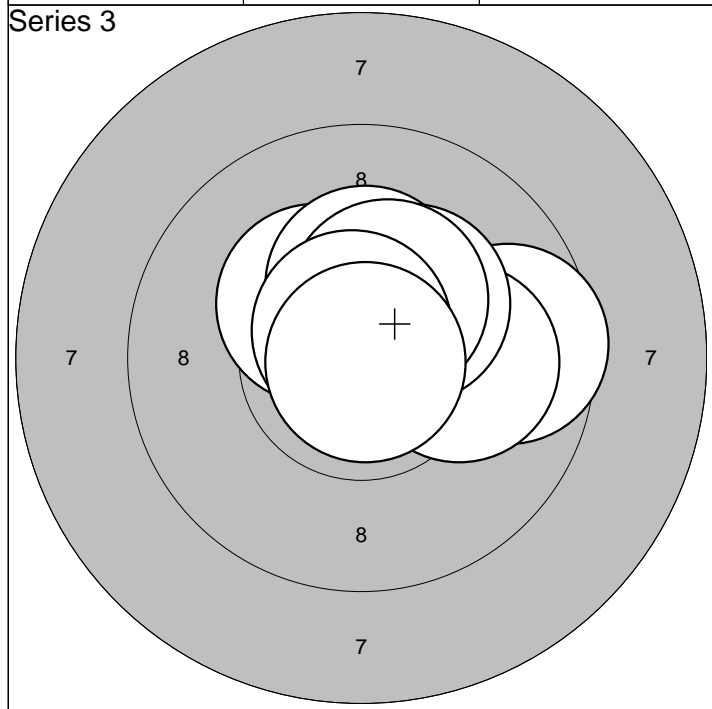
1:10.2* ↗	6:10.1 →	<b>Series</b> 98.0
2: 9.7 ↖	7:10.4* ←	
3:10.4* ↓	8:10.3* ←	<b>Total</b> 289.0
4:10.3* ↘	9: 9.9 ↑	
5:10.0 ↓	10:10.2* →	

1:10.0 →	6: 9.9 ↓	<b>Series</b> 97.0
2:10.6* ↖	7:10.3* ↗	
3: 9.7 ←	8: 9.4 ↓	<b>Total</b> 386.0
4:10.4* ↘	9:10.3* ↓	
5:10.5* ↓	10:10.0 ↙	



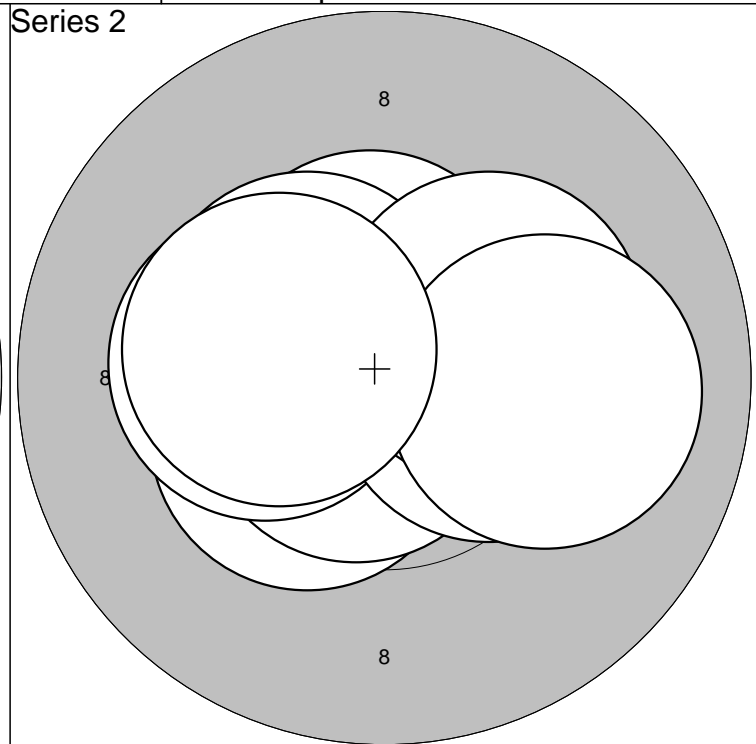
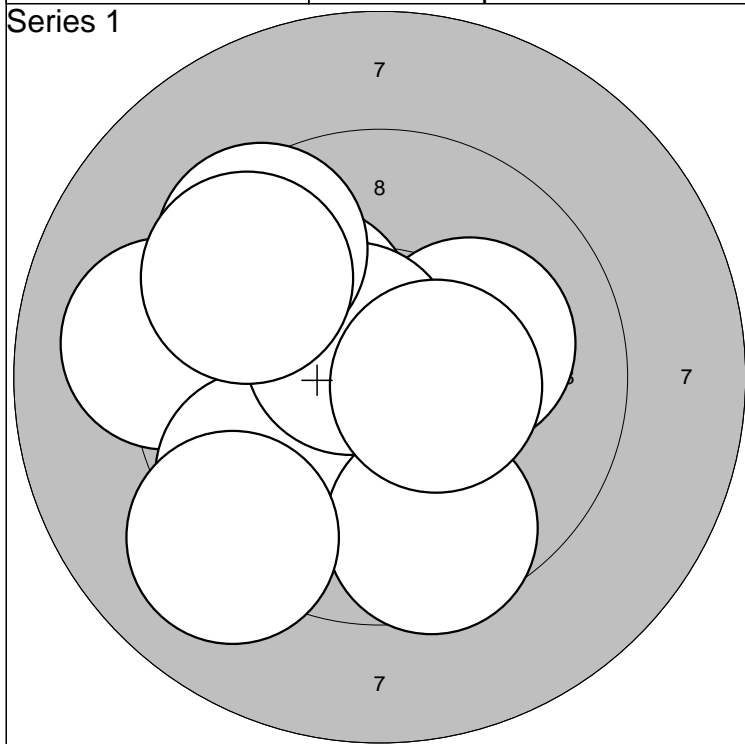
1: 9.0 →	6:10.3* ↗	Series	98.0
2:10.8* →	7:10.4* →		
3:10.5* ↖	8:10.1 ↗	Total	98.0
4:10.1 ↘	9:10.8* ↘		
5: 9.8 →	10:10.7* ↓		

1: 9.8 ↖	6: 9.6 ↗	Series	94.0
2:10.0 ↖	7: 9.6 →		
3:10.5* ↗	8: 9.9 →	Total	192.0
4: 9.6 ←	9:10.0 ↘		
5: 9.5 →	10:10.2* ↗		



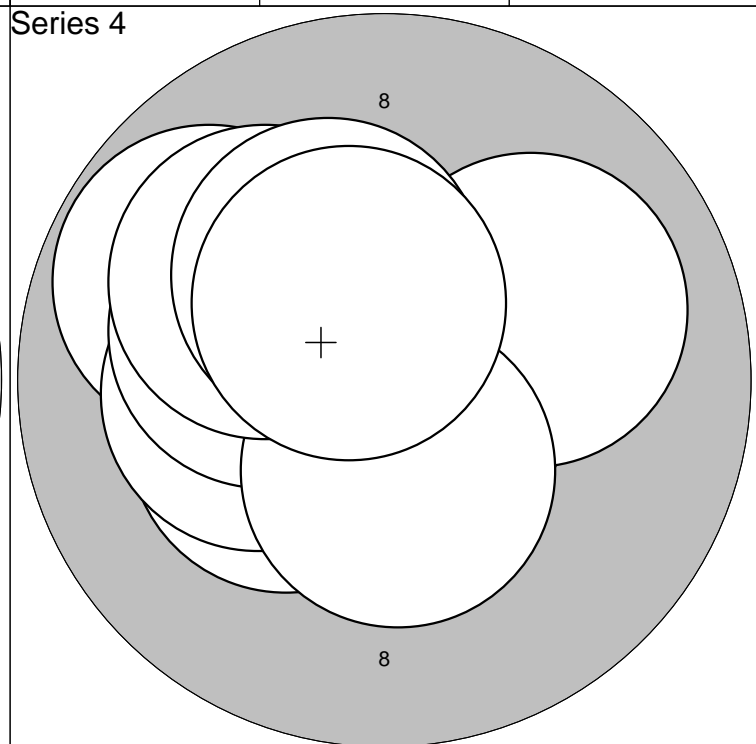
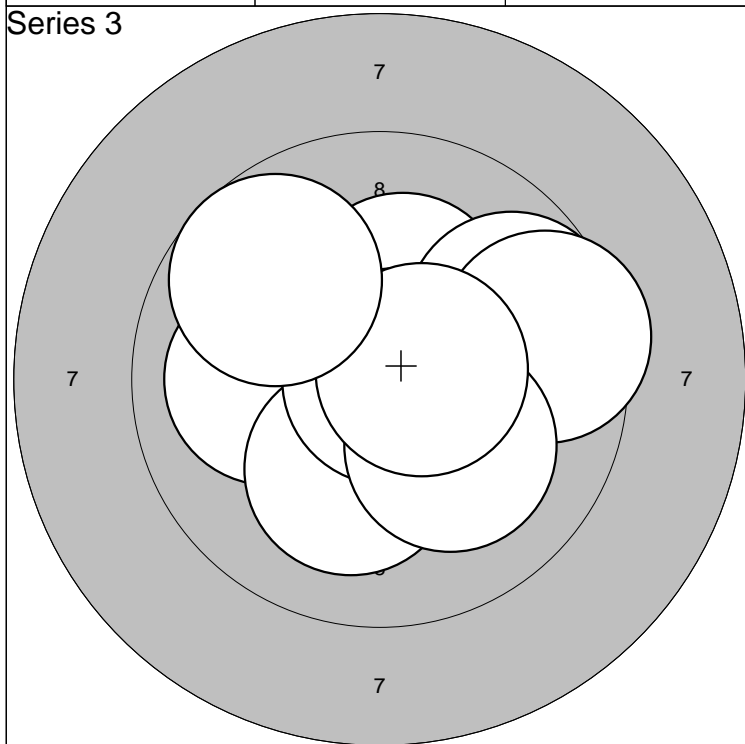
1:10.4* ↑	6:10.3* ↑	Series	99.0
2: 9.6 →	7:10.3* ↗		
3:10.4* →	8:10.4* ↗	Total	291.0
4:10.1 →	9:10.7* ↗		
5:10.3* ↖	10:10.9* ↘		

1:10.5* ↑	6: 9.1 ↖	Series	99.0
2:10.6* →	7:10.3* ↘		
3:10.2* ↖	8:10.5* ↖	Total	390.0
4:10.4* ↗	9:10.6* ↘		
5:10.5* ↘	10:10.4* ↗		



1:10.2* →	6:10.6* ↗	Series	94.0
2: 9.1 ←	7: 9.5 ↗		
3:10.1 ↗	8:10.5* →	Total	94.0
4: 9.6 ↙	9: 9.5 ↗		
5: 9.6 ↓	10: 9.1 ↙		

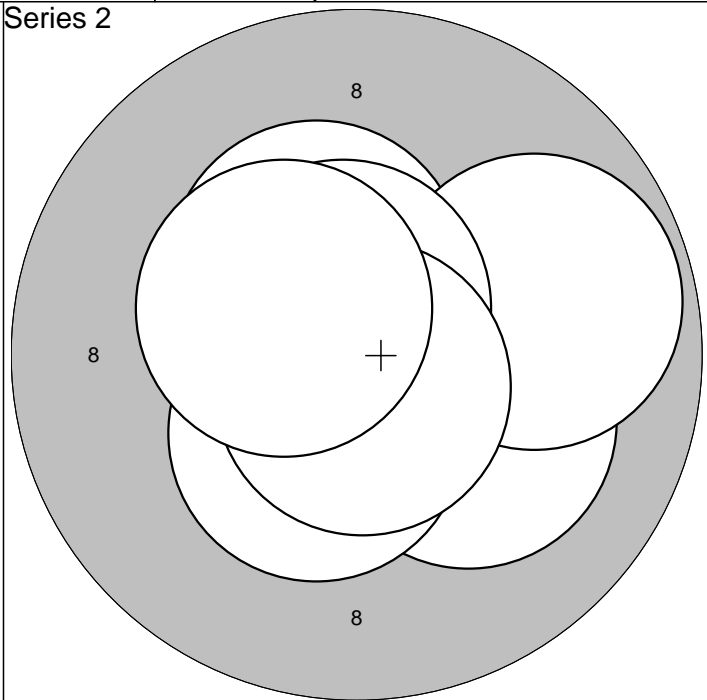
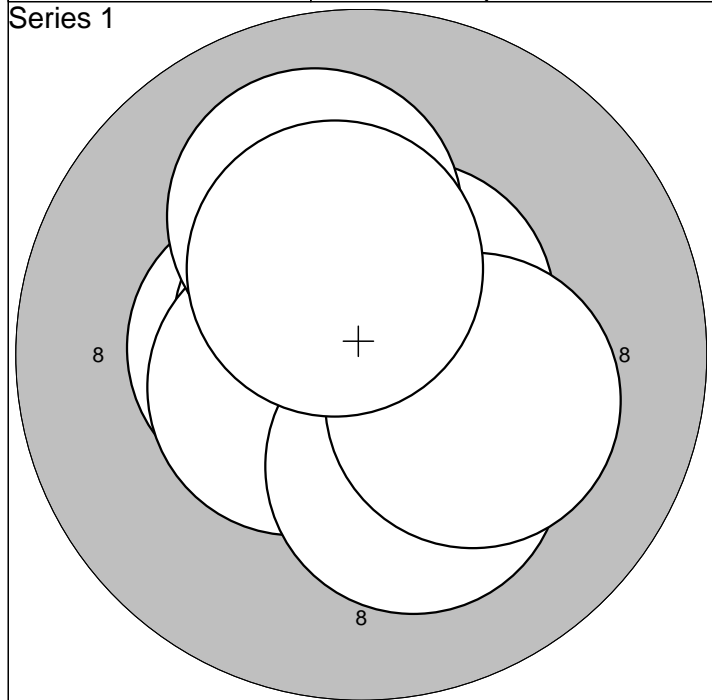
1:10.6* ↑	6:10.4* ↖	Series	100.0
2:10.6* ←	7:10.3* →		
3:10.4* ↙	8:10.3* →	Total	194.0
4:10.7* ↙	9:10.0 →		
5:10.3* ←	10:10.3* ←		



1:10.2* ↑	6: 9.5 →	Series	97.0
2:10.0 ←	7:10.9* →		
3:10.8* →	8:10.1 ↘	Total	291.0
4: 9.7 →	9:10.6* →		
5:10.1 ↓	10: 9.8 ↗		

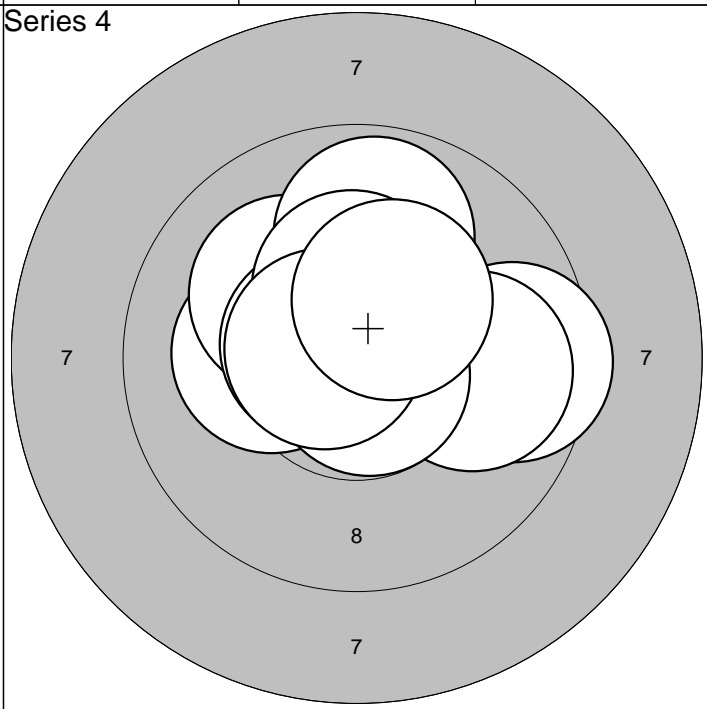
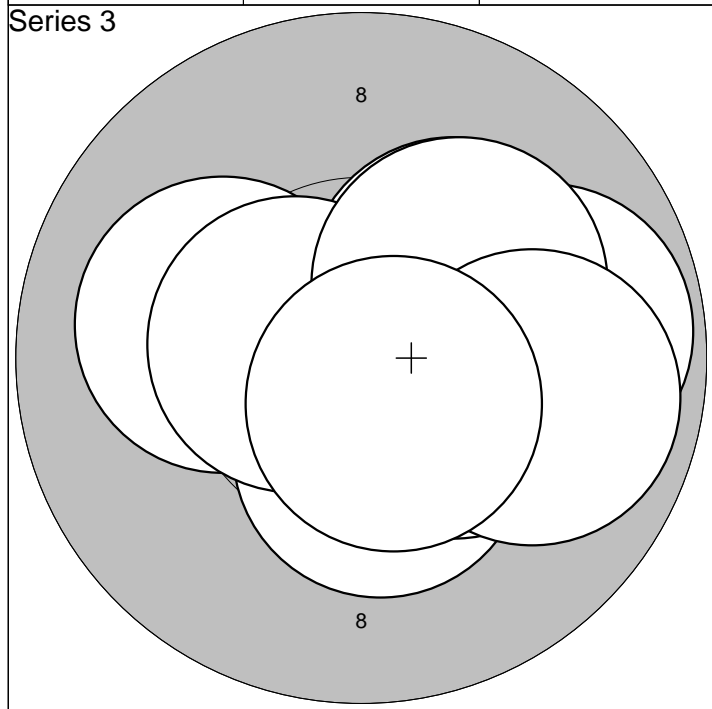
1:10.0 →	6:10.2* ↖	Series	99.0
2:10.3* ↙	7:10.4* ↓		
3:10.4* ↖	8:10.1 ↗	Total	390.0
4: 9.8 ↖	9:10.3* ↗		
5:10.2* ←	10:10.5* ↗		





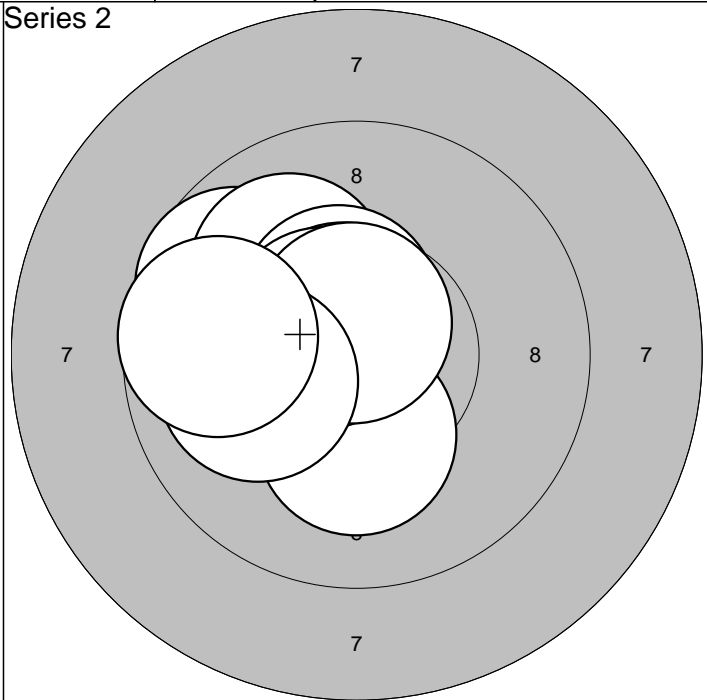
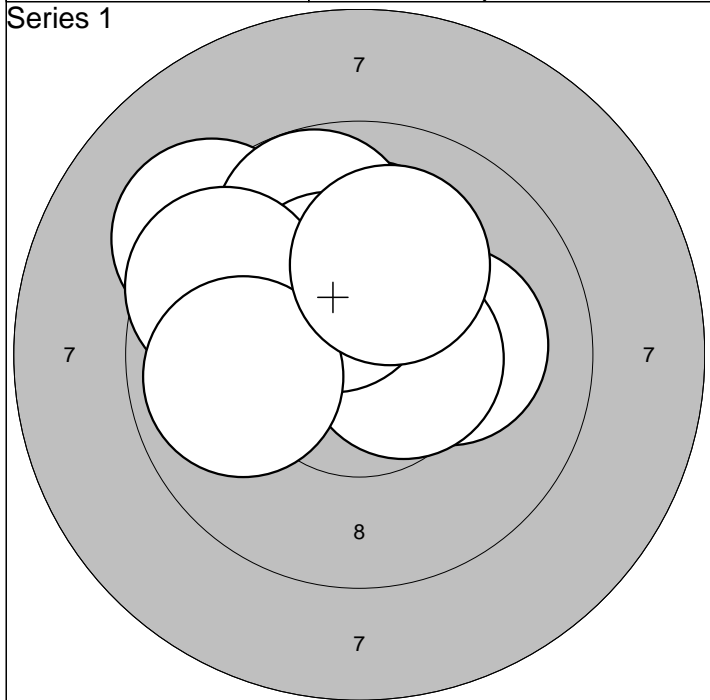
1:10.6*	↖	6:10.5*	↙	Series	100.0
2:10.4*	←	7:10.2*	↘		
3:10.7*	↗	8:10.1	↗		
4:10.6*	→	9:10.2*	↘		
5:10.5*	↗	10:10.4*	↗		
				Total	100.0

1:10.4*	↘	6:10.7*	↗	Series	99.0
2:10.5*	↘	7:10.4*	↘		
3:10.2*	↘	8:10.7*	↗		
4:10.4*	↗	9:10.7*	↘		
5: 9.8	→	10:10.4*	↖		
				Total	199.0



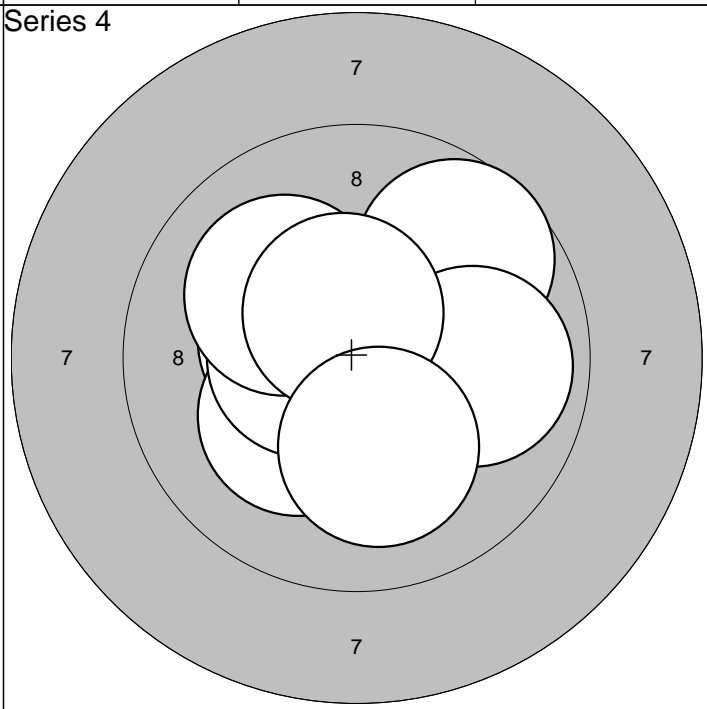
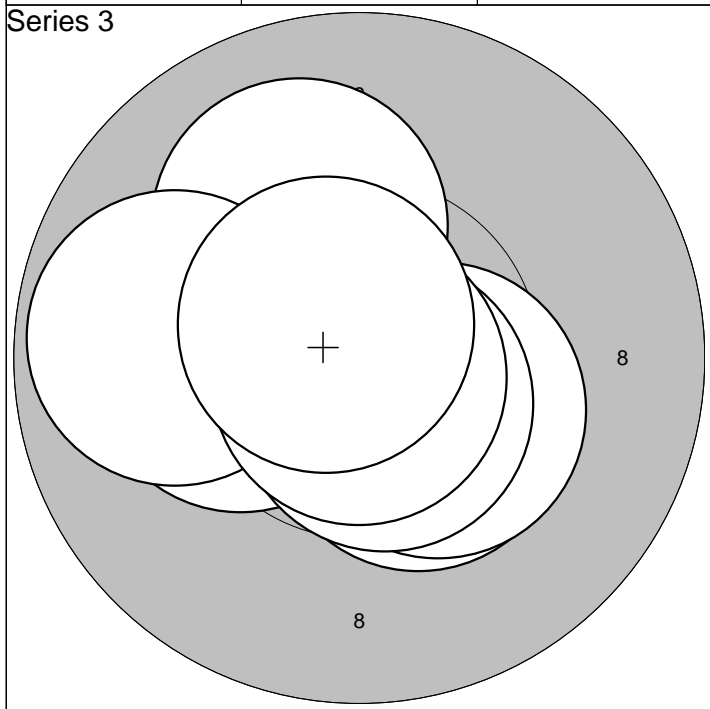
1:10.2*	↗	6:10.6*	↙	Series	98.0
2:10.8*	↘	7: 9.8	→		
3:10.4*	↘	8:10.2*	↗		
4:10.3*	↘	9: 9.9	→		
5:10.1	←	10:10.6*	↘		
				Total	297.0

1:10.2*	←	6: 9.9	→	Series	97.0
2:10.1	↖	7:10.7*	↘		
3: 9.6	→	8:10.3*	↗		
4:10.6*	↙	9:10.7*	↙		
5: 9.8	↗	10:10.3*	↗		
				Total	394.0



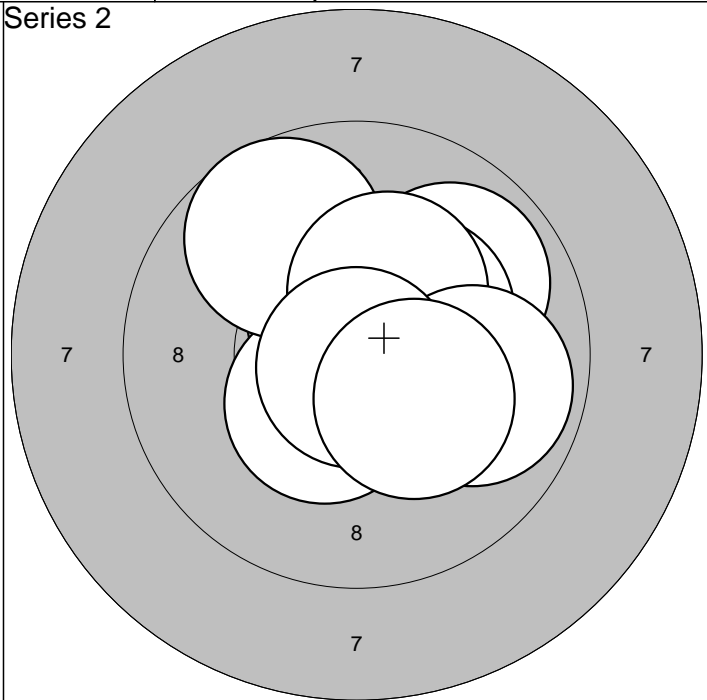
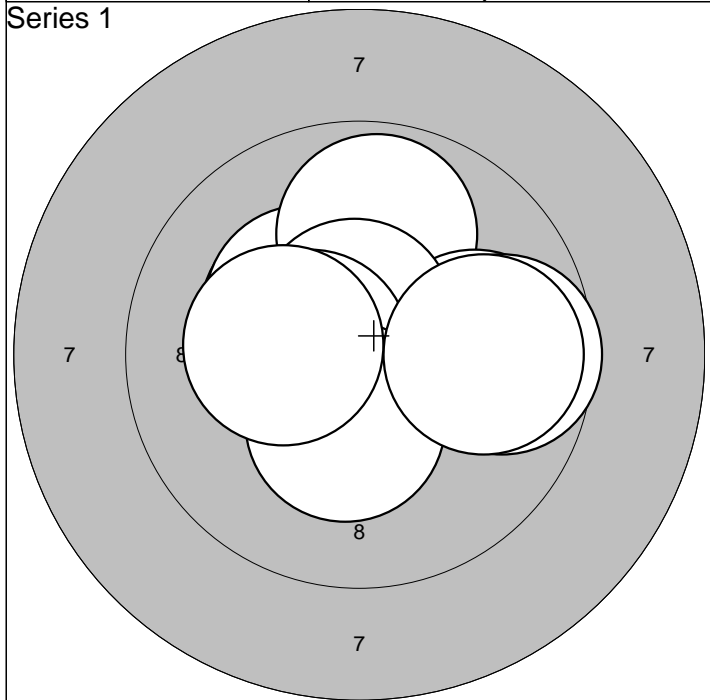
1: 9.3 ↖	6:10.5* →	Series	96.0
2:10.1 →	7:10.3* ↗		
3:10.1 ↑	8: 9.6 ↖	Total	96.0
4: 9.7 ↗	9: 9.9 ←		
5:10.5* ↗	10:10.1 ↑		

1: 9.7 ↖	6:10.6* ↗	Series	98.0
2:10.2* ←	7:10.6* ↖		
3:10.0 ↗	8:10.7* ↑	Total	194.0
4:10.2* ↓	9:10.0 ←		
5:10.5* ↗	10: 9.7 ←		



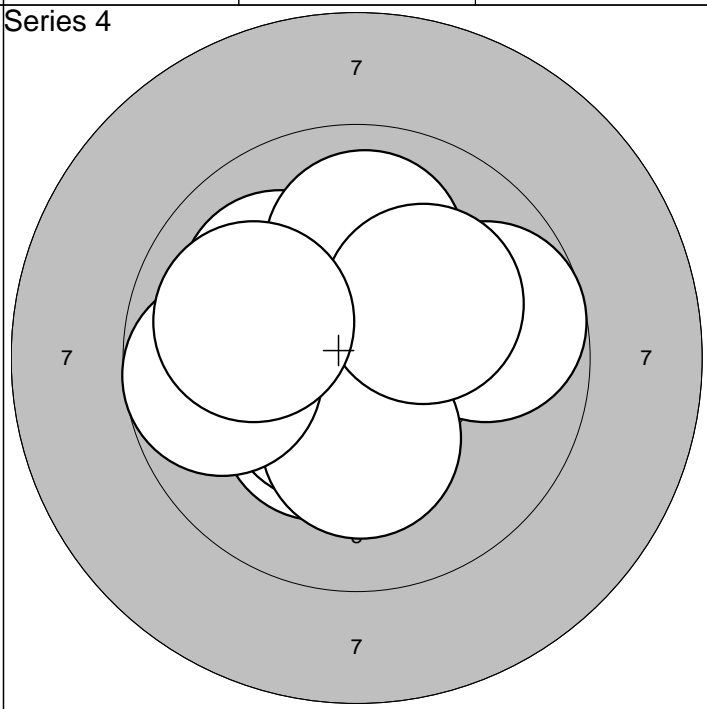
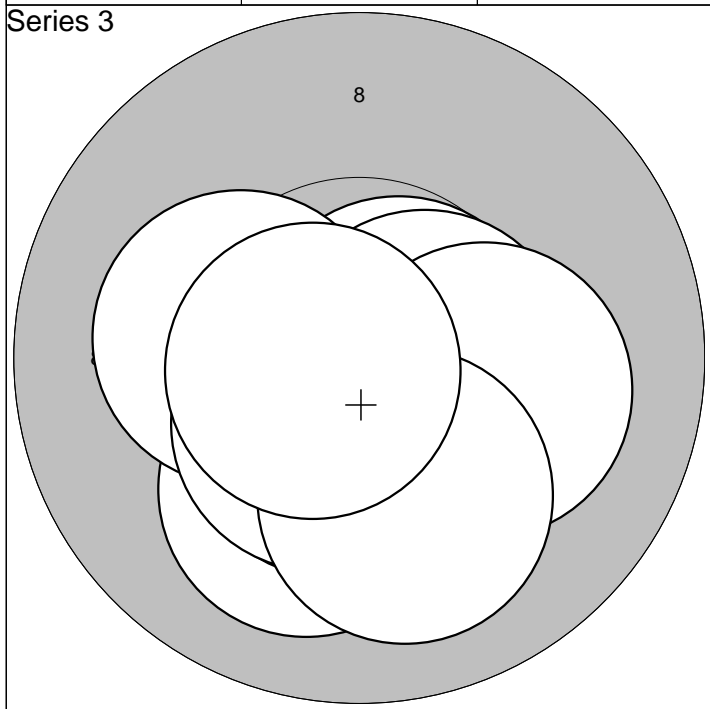
1:10.5* ↗	6:10.4* ↓	Series	99.0
2:10.3* ↖	7:10.4* ↓		
3:10.2* ←	8:10.6* ↓	Total	293.0
4:10.1 ↗	9:10.8* ↓		
5: 9.8 ←	10:10.7* ↗		

1:10.4* ←	6:10.6* ↖	Series	98.0
2:10.5* ↓	7:10.5* ←		
3: 9.7 ↗	8:10.1 ↖	Total	391.0
4: 9.9 →	9:10.5* ↑		
5:10.2* ↖	10:10.1 ↓		



1:10.3* ↖	6:10.5* ←	Series	96.0
2:10.3* ↖	7: 9.7 →		
3: 9.9 ↑	8:10.3* ↓	Total	96.0
4: 9.9 →	9: 9.8 →		
5:10.6* ↑	10:10.3* ←		

1:10.7* ↘	6:10.3* ↗	Series	97.0
2:10.6* ↑	7:10.3* ↗		
3: 9.9 ↗	8: 9.9 →	Total	193.0
4:10.5* ↙	9:10.8* ↓		
5: 9.7 ↖	10:10.3* ↘		



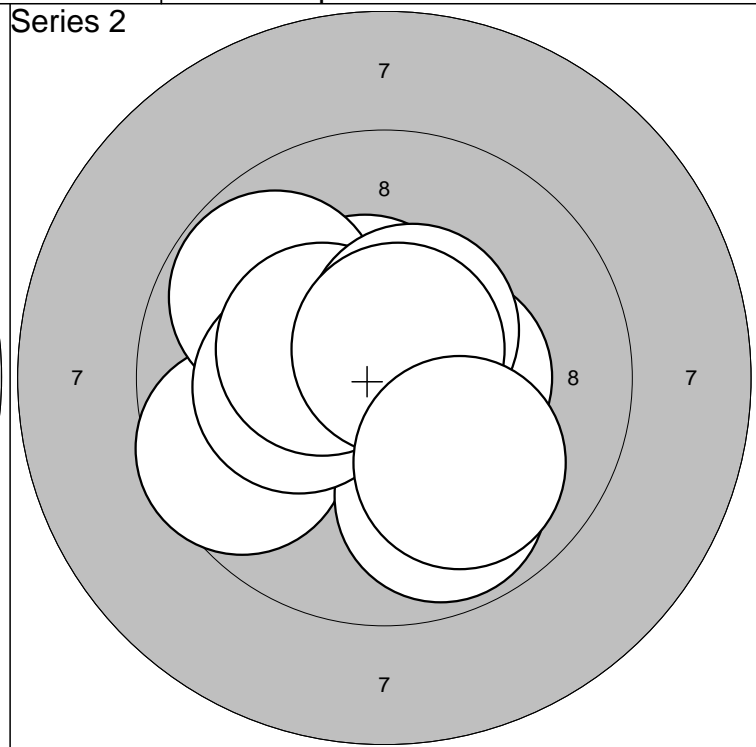
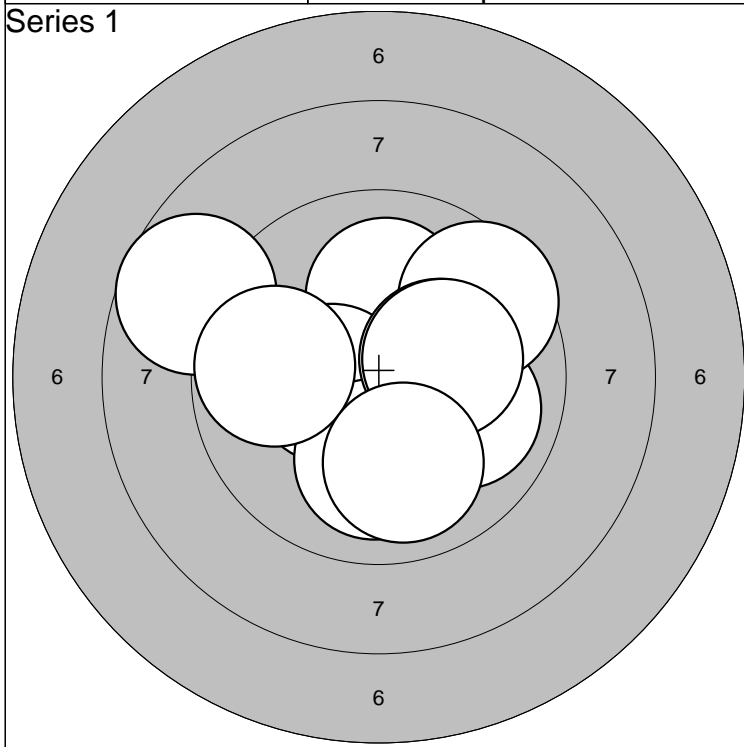
1:10.1 ↓	6:10.5* ↓	Series	100.0
2:10.6* ↓	7:10.5* →		
3:10.7* →	8:10.2* →	Total	293.0
4:10.2* ←	9:10.1 ↓		
5:10.5* ↓	10:10.6* ←		

1: 9.8 →	6:10.2* ↓	Series	98.0
2:10.3* ↓	7:10.0 ↑		
3:10.7* ↙	8: 9.8 ←	Total	391.0
4:10.1 ↖	9:10.2* ↗		
5:10.5* ↙	10:10.0 ←		

<b>Relay</b> <b>6</b>	<b>Lane</b> <b>2</b>	<h1>Jenny Eriksson</h1>
--------------------------	-------------------------	-------------------------

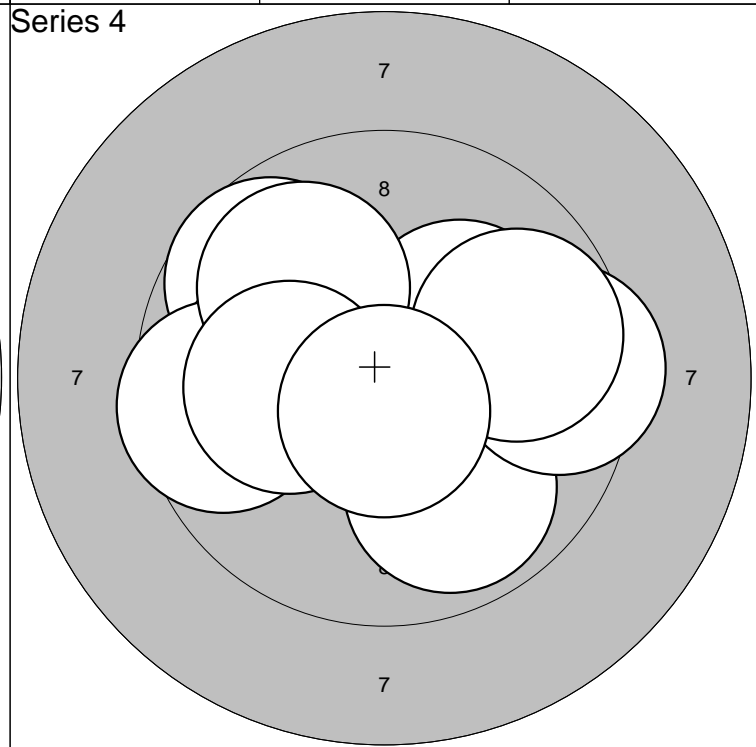
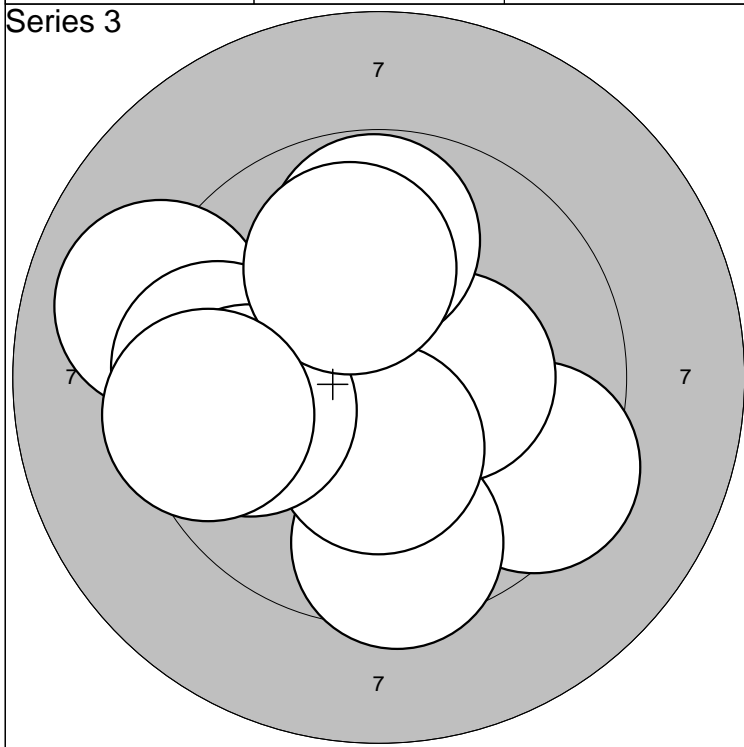
Day 3, Rifle	Gullabo SKF	ARJW
--------------	-------------	------

3-6.1.2010	Swedish Cup 2010	Swedishcup 10
------------	------------------	---------------



1:10.1	↑	6: 8.7	←	<b>Series</b>	95.0
2: 9.9	→	7:10.2*	→		
3:10.4*	←	8:10.2*	→	<b>Total</b>	95.0
4:10.0	↓	9: 9.8	←		
5: 9.6	↗	10:10.0	↓		

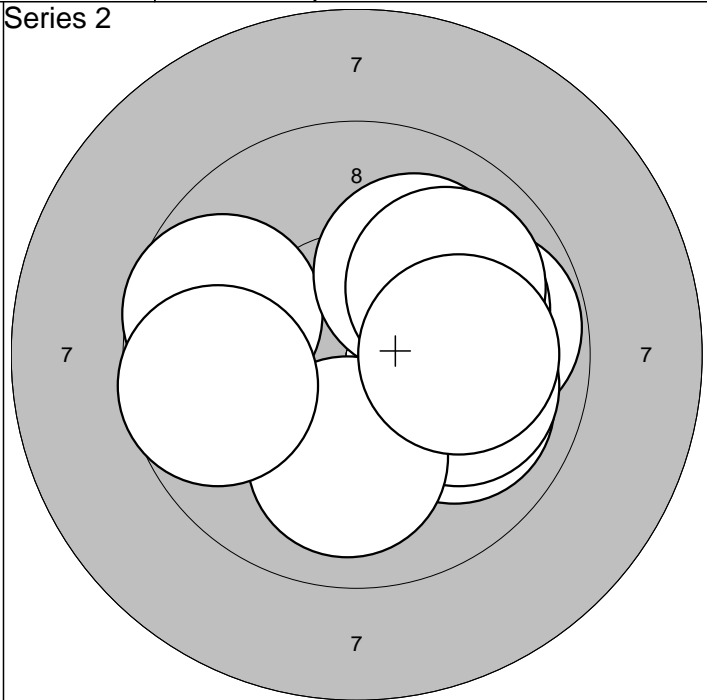
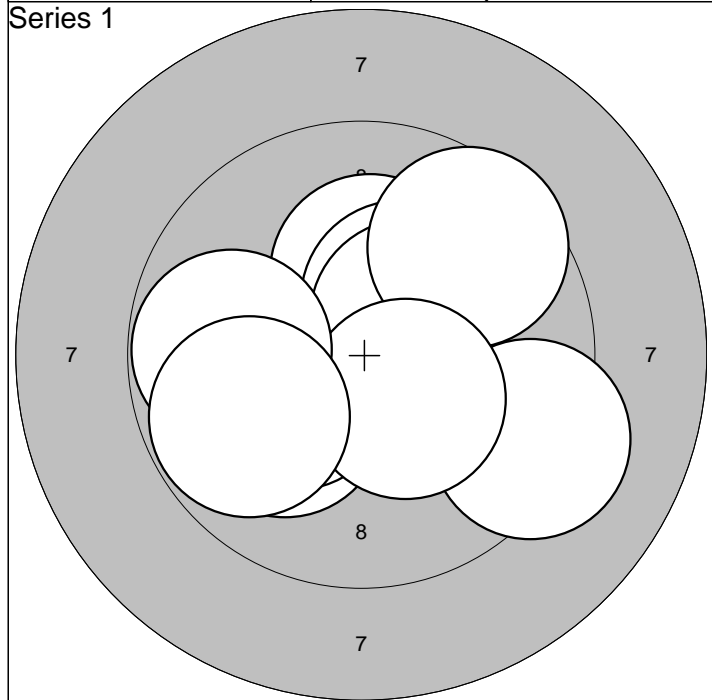
1: 9.6	←	6:10.2*	←	<b>Series</b>	97.0
2: 9.8	↓	7:10.4*	←		
3:10.4*	↑	8:10.5*	↑	<b>Total</b>	192.0
4:10.4*	→	9:10.7*	↑		
5: 9.8	↖	10:10.0	↓		



1: 9.4	→	6: 9.6	←	<b>Series</b>	93.0
2: 9.6	↓	7: 9.8	↑		
3:10.3*	→	8: 9.8	←	<b>Total</b>	285.0
4:10.4*	↓	9:10.0	↑		
5: 9.0	←	10: 9.5	←		

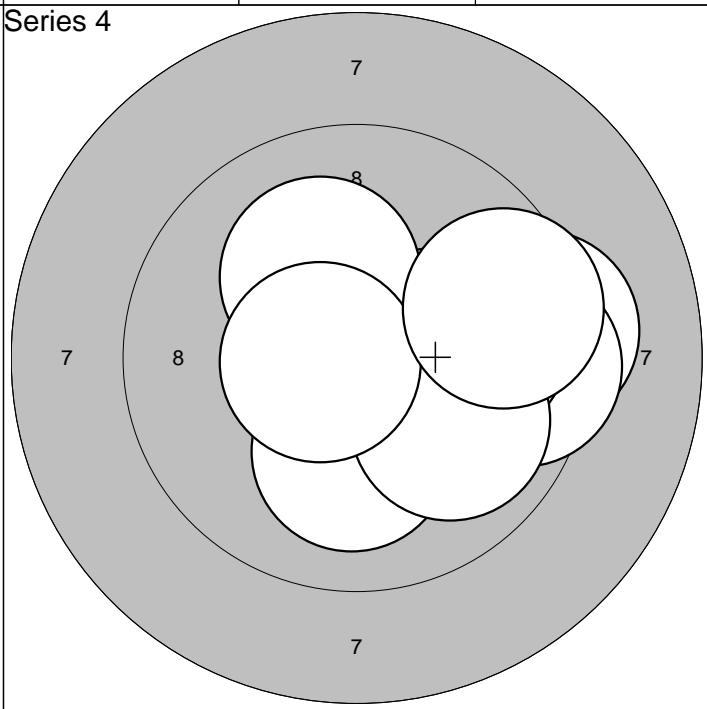
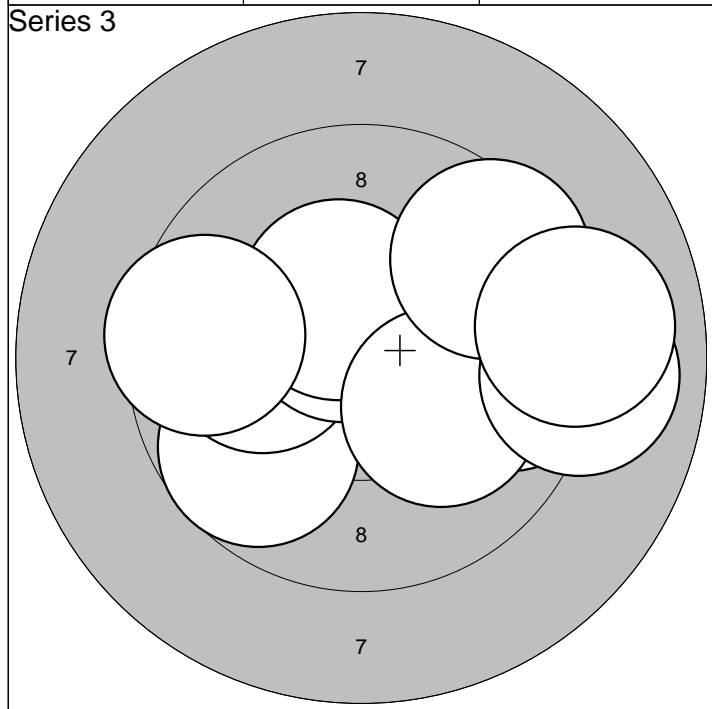
1: 9.7	↖	6: 9.9	↖	<b>Series</b>	94.0
2: 9.9	↓	7: 9.5	→		
3:10.2*	↗	8: 9.8	→	<b>Total</b>	379.0
4:10.0	←	9:10.1	←		
5: 9.6	←	10:10.7*	↓		

Edman Precision, Morini, Interprodukter	Sävsjö kommun, Sävsjö Skytte Center
---	-------------------------------------



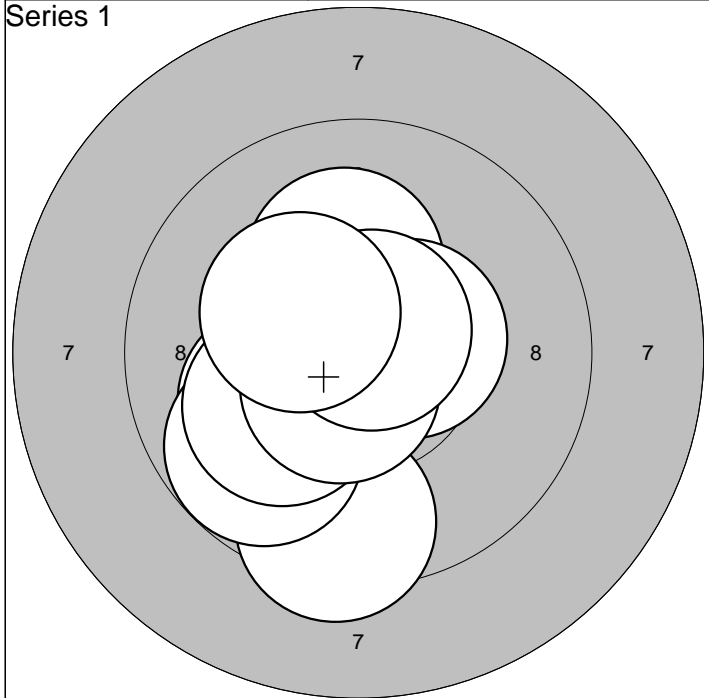
1:10.1 ↙	6: 9.3 ➔	Series	96.0
2:10.3* ↙	7: 9.6 ↗		
3:10.2* ↑	8:10.4* ↘	Total	96.0
4:10.3* ↗	9: 9.8 ←		
5:10.4* ↗	10: 9.8 ↙		

1: 9.7 ↖	6:10.1 ↗	Series	96.0
2:10.0 ➔	7:10.0 ↓		
3: 9.8 ➔	8: 9.9 ↗	Total	192.0
4:10.0 ➔	9:10.0 ➔		
5:10.0 ➔	10: 9.7 ↖		

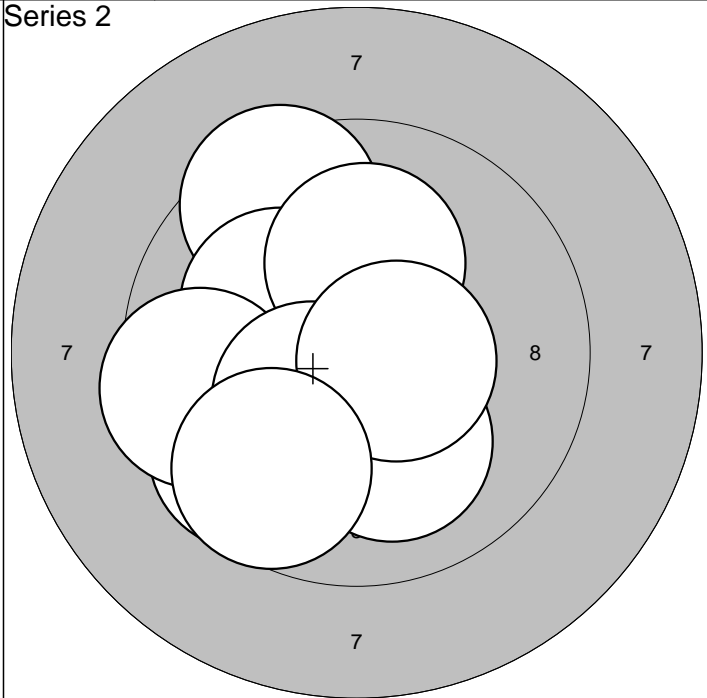


1: 9.7 ↙	6: 9.6 ←	Series	94.0
2:10.1 ←	7:10.1 ➔		
3: 9.6 ➔	8: 9.0 ➔	Total	286.0
4:10.6* ↗	9: 9.5 ↗		
5:10.4* ↗	10: 9.0 ➔		

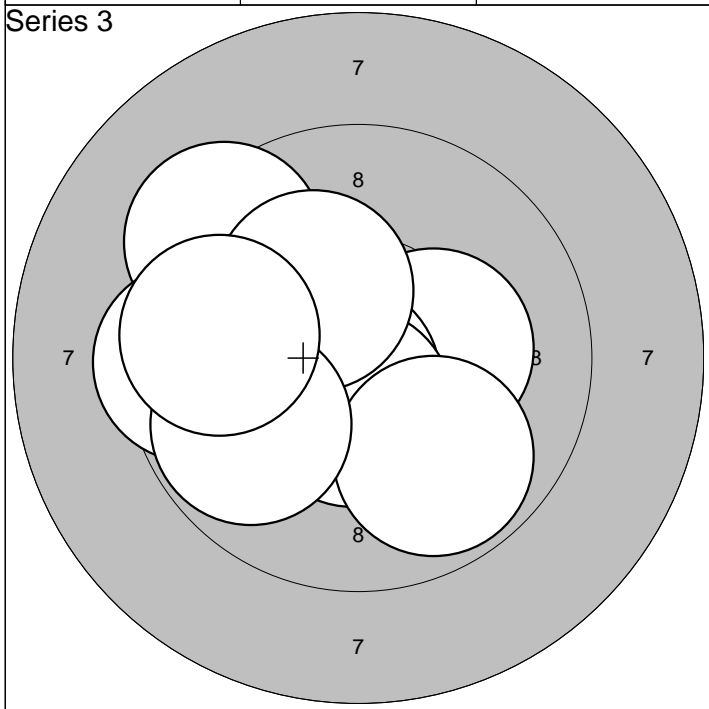
1:10.2* ➔	6:10.2* ↗	Series	95.0
2: 9.3 ➔	7:10.1 ↓		
3: 9.5 ➔	8: 9.9 ➔	Total	381.0
4:10.3* ➔	9:10.6* ↖		
5: 9.9 ➔	10: 9.6 ➔		



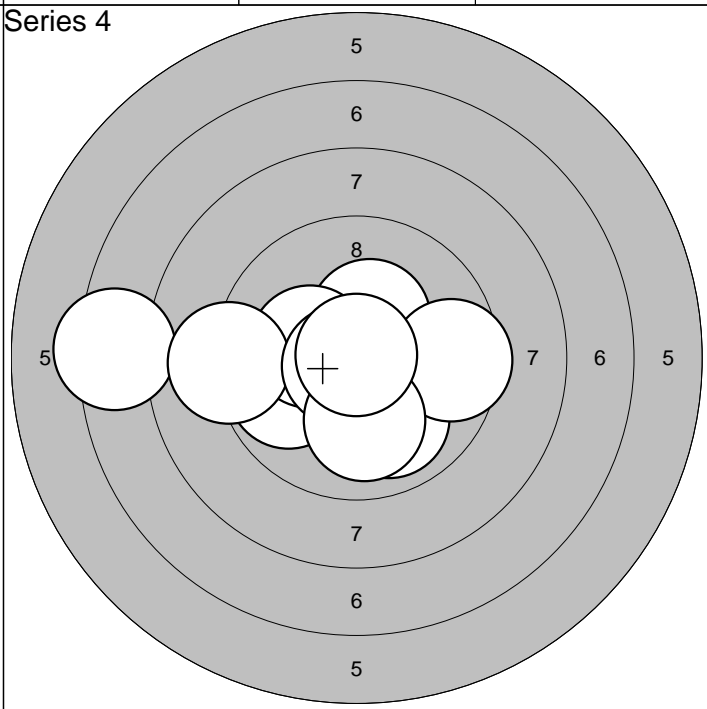
1:10.2* ↑	6:10.1 ↙	Series	98.0
2: 9.4 ↓	7:10.5* →		
3:10.1 ↙	8:10.6* ↘	Total	98.0
4: 9.8 ↙	9:10.7* ↗		
5:10.4* ←	10:10.3* ↖		



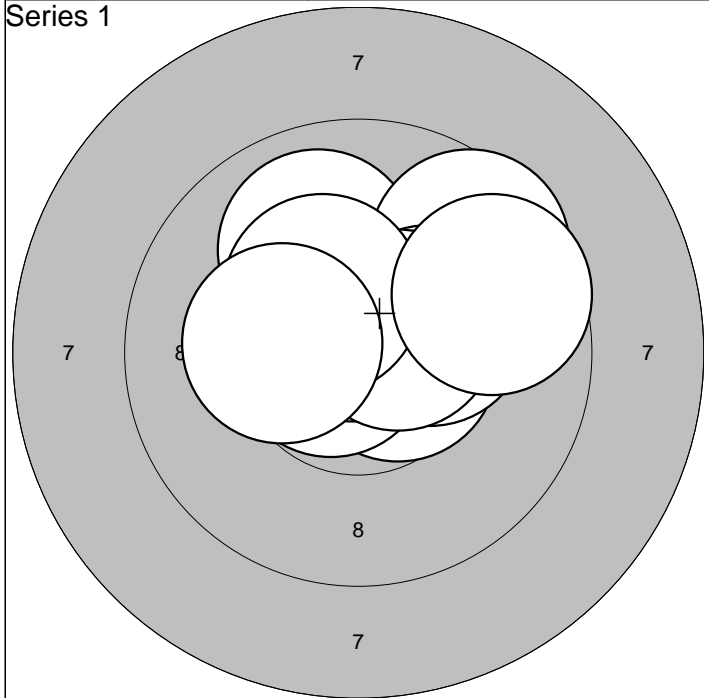
1: 9.6 ↙	6:10.1 ↑	Series	96.0
2: 9.5 ↗	7:10.4* ↘		
3:10.2* ↖	8:10.1 ↓	Total	194.0
4:10.5* ↘	9:10.6* →		
5: 9.5 ←	10: 9.7 ↘		



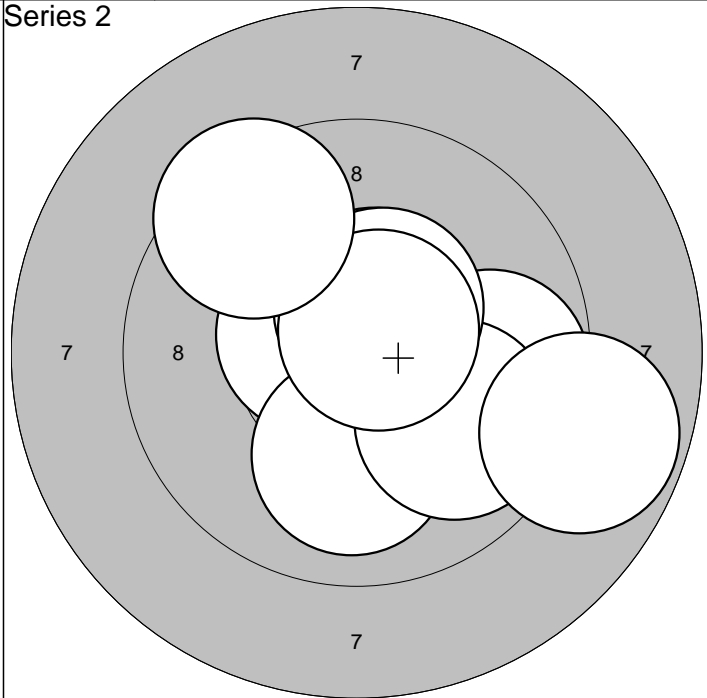
1:10.3* →	6:10.2* ↗	Series	95.0
2:10.7* ↘	7: 9.8 ↘		
3: 9.4 ↖	8: 9.5 ←	Total	289.0
4:10.0 ←	9: 9.8 ←		
5:10.5* ↓	10: 9.7 ←		



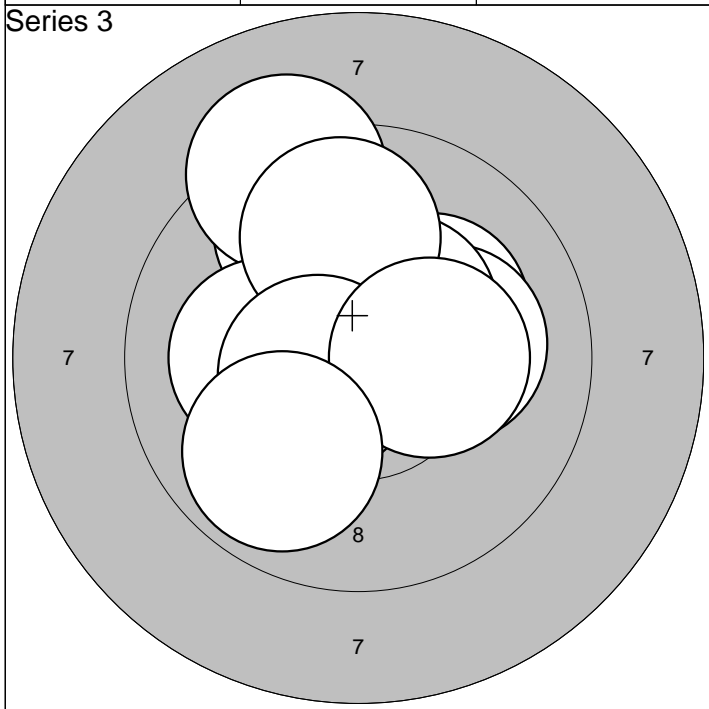
1:10.0 ↘	6: 9.1 ←	Series	94.0
2: 9.9 ↙	7: 9.6 →		
3: 7.4 ←	8:10.7* ↙	Total	383.0
4:10.3* ↗	9:10.0 ↓		
5:10.3* ←	10:10.9* ↑		



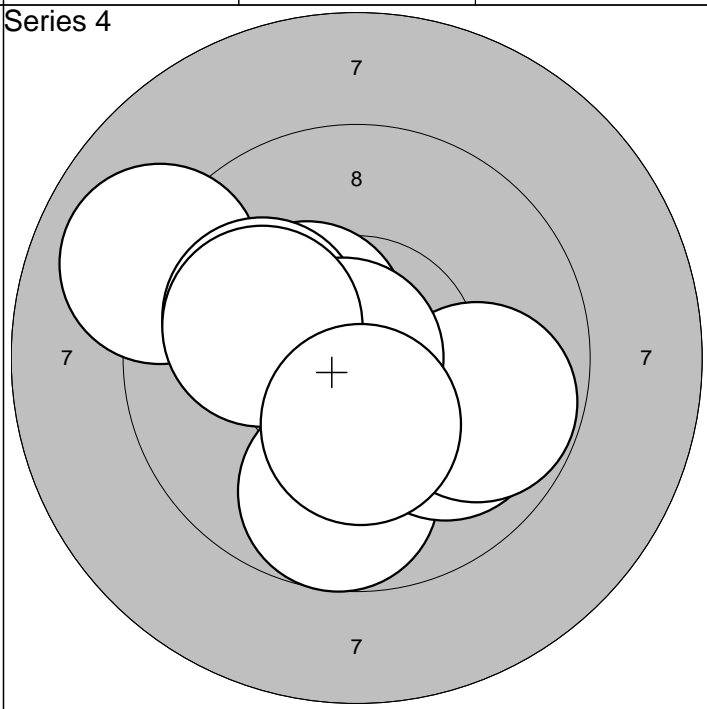
1:10.6* →	6:10.3* →	Series	98.0
2:10.0 ↗	7:10.5* →		
3:10.7* ←	8:10.3* ↖	Total	98.0
4:10.7* ↗	9:10.3* ←		
5: 9.6 ↗	10: 9.6 →		



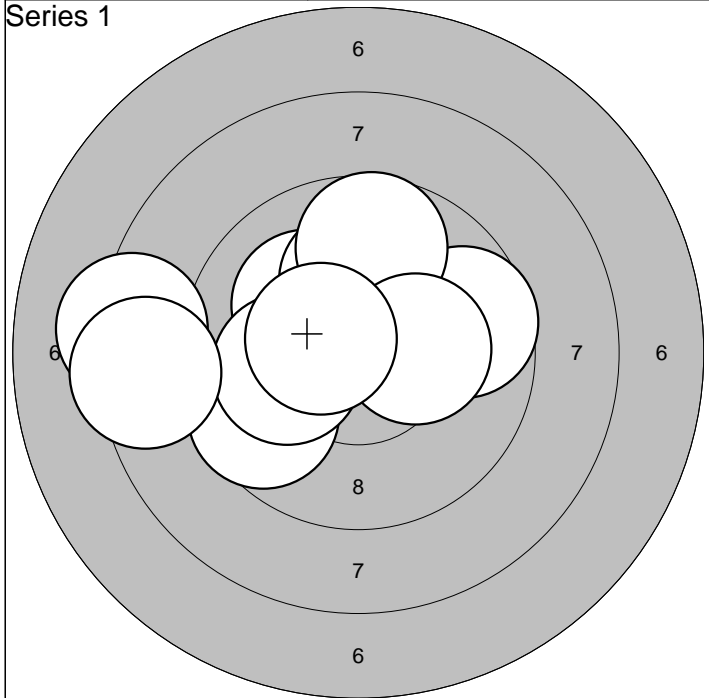
1:10.6* ↖	6:10.5* ↗	Series	95.0
2: 9.7 →	7:10.5* ↗		
3:10.4* ↘	8:10.7* ↗	Total	193.0
4:10.0 ↓	9: 9.4 ↗		
5: 9.9 ↘	10: 8.8 →		



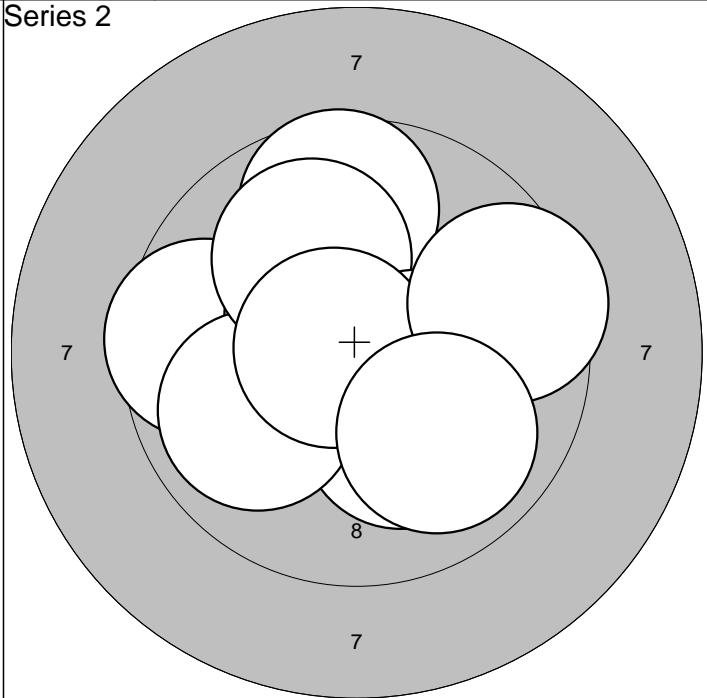
1:10.2* ↗	6:10.2* ←	Series	96.0
2:10.1 →	7: 9.8 ↗		
3: 9.7 ↗	8:10.6* ←	Total	289.0
4: 9.2 ↗	9:10.3* →		
5:10.4* ↗	10: 9.9 ↘		



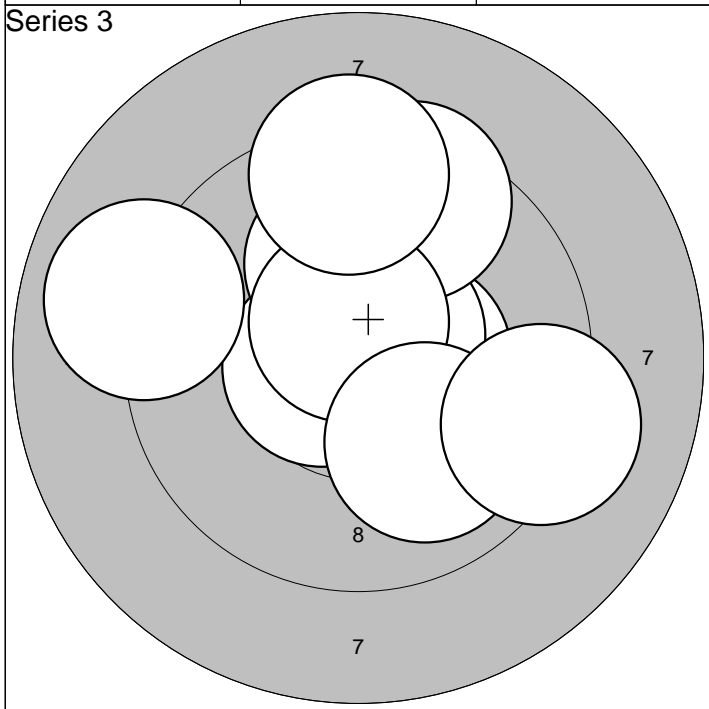
1: 9.7 ↓	6: 9.8 →	Series	97.0
2: 9.0 ↖	7:10.0 ↖		
3:10.6* ↓	8:10.8* ←	Total	386.0
4:10.4* ↗	9:10.0 ↖		
5:10.0 ↘	10:10.4* ↓		



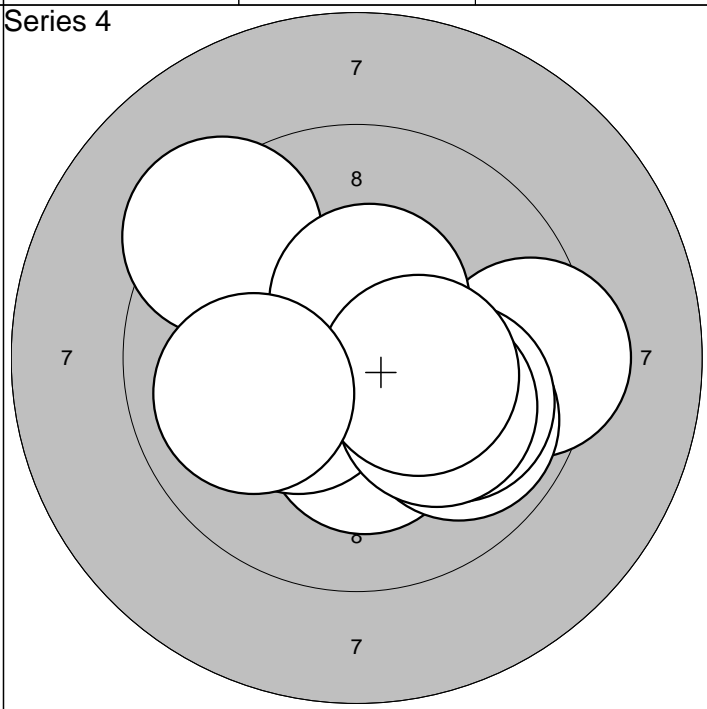
1:10.1 ↖	6:10.1 ←	Series	93.0
2:10.1 ↑	7: 8.4 ←		
3: 9.6 ↙	8: 9.7 ↑	Total	93.0
4: 8.3 ←	9:10.3* →		
5: 9.7 →	10:10.5* ←		



1:10.2* ↓	6:10.0 ↗	Series	95.0
2: 9.6 ←	7:10.4* →		
3:10.5* ↗	8:10.8* ←	Total	188.0
4: 9.9 ↙	9: 9.5 →		
5: 9.7 ↑	10: 9.9 ↘		

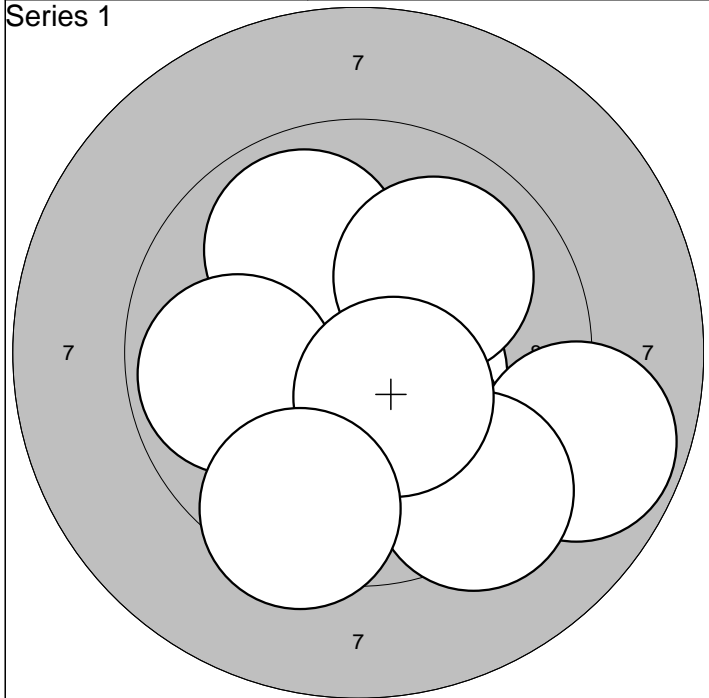


1:10.5* →	6:10.6* ↑	Series	96.0
2:10.6* ←	7: 9.3 ↑		
3:10.1 ↑	8: 9.0 ←	Total	284.0
4:10.6* ↗	9:10.0 ↓		
5: 9.5 ↑	10: 9.2 →		

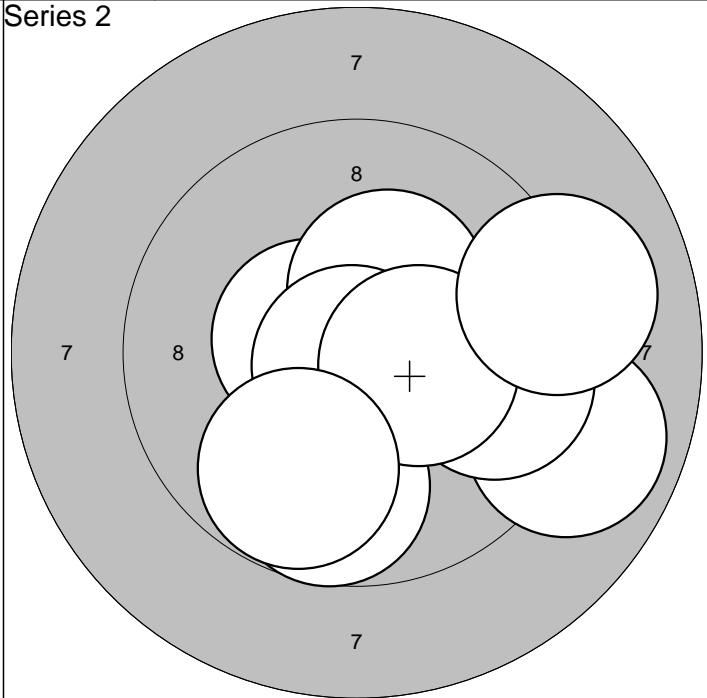


1: 9.4 →	6: 9.3 ↖	Series	97.0
2:10.3* ↓	7:10.4* ↑		
3:10.4* ↙	8:10.1 ↘	Total	381.0
4: 9.9 ↘	9:10.4* →		
5:10.0 →	10:10.0 ←		

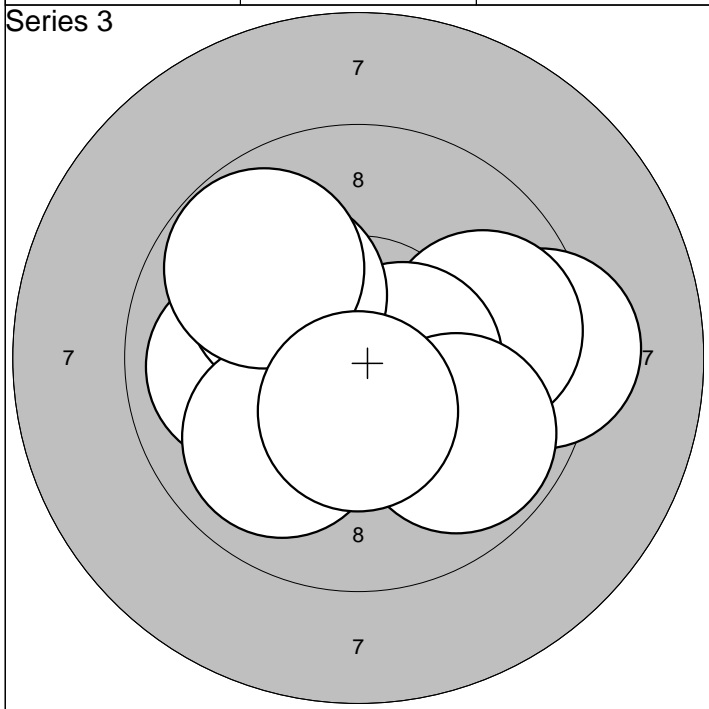




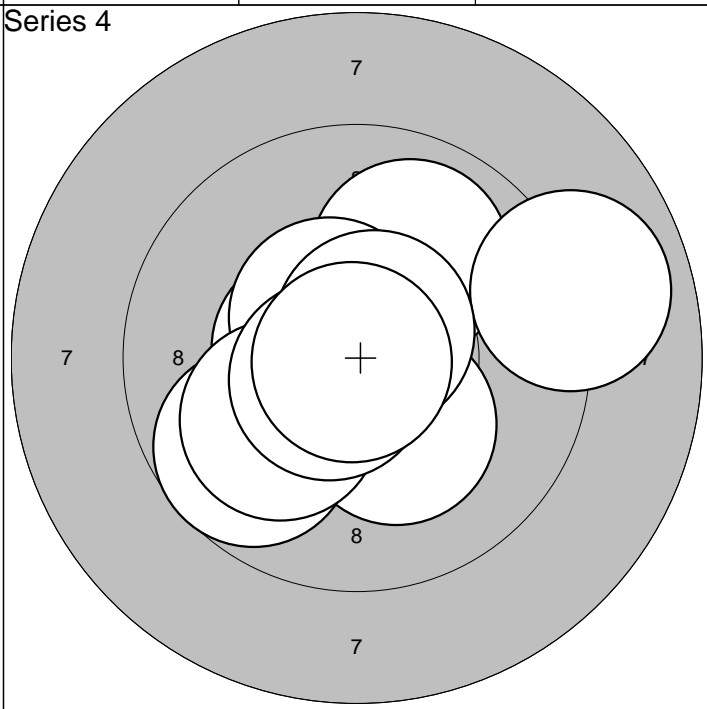
1:10.5* ↘	6: 9.3 ↘	Series	94.0
2:10.1 ↘	7:10.0 ↗		
3:10.5* ↘	8: 9.8 ←	Total	94.0
4: 9.9 ↗	9:10.4* ↘		
5: 8.8 ↘	10: 9.5 ↘		



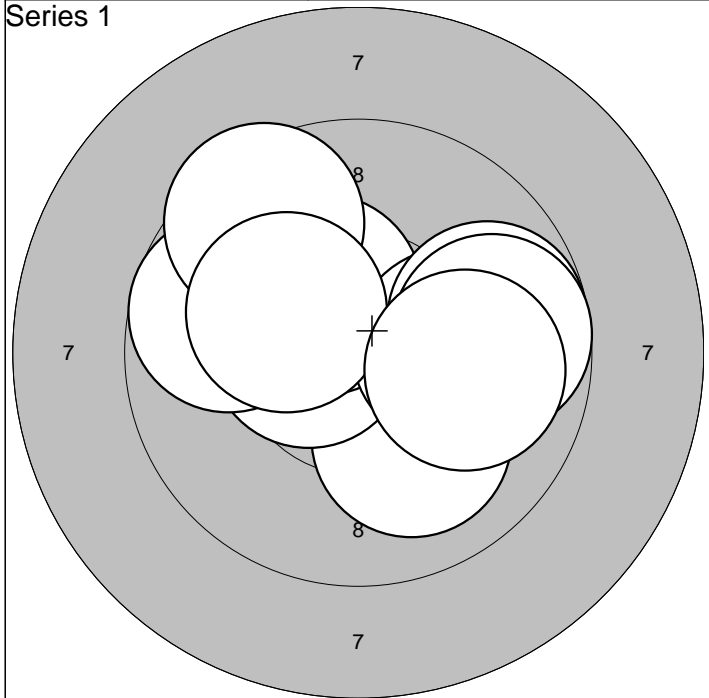
1:10.7* ↗	6:10.8* ↘	Series	94.0
2:10.5* ←	7: 9.7 →		
3: 9.7 ↘	8:10.4* →	Total	188.0
4: 8.9 →	9: 9.1 →		
5:10.3* ↗	10: 9.8 ↘		



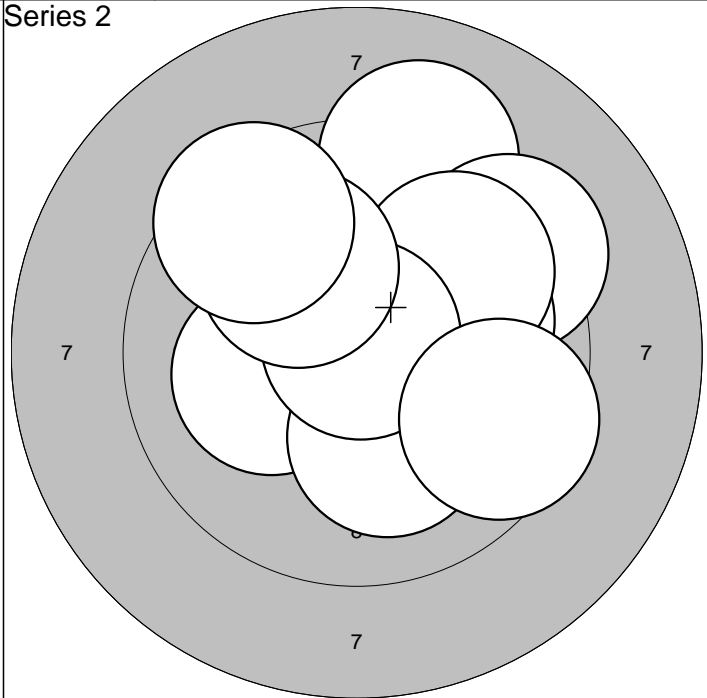
1:10.7* ↘	6: 9.9 ↘	Series	96.0
2: 9.3 →	7:10.1 ↗		
3: 9.8 →	8:10.0 ↘	Total	284.0
4:10.5* →	9: 9.8 ↗		
5:10.0 ←	10:10.5* ↘		



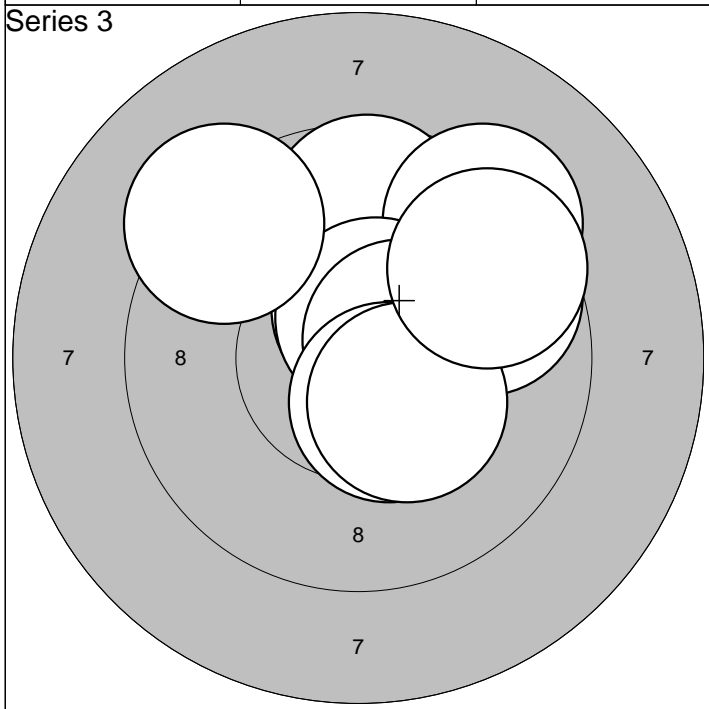
1:10.3* ↘	6: 8.9 →	Series	97.0
2:10.5* ←	7:10.1 ↘		
3:10.0 ↗	8:10.7* ↗	Total	381.0
4:10.5* ↗	9:10.6* ↘		
5: 9.7 ↘	10:10.9* ↘		



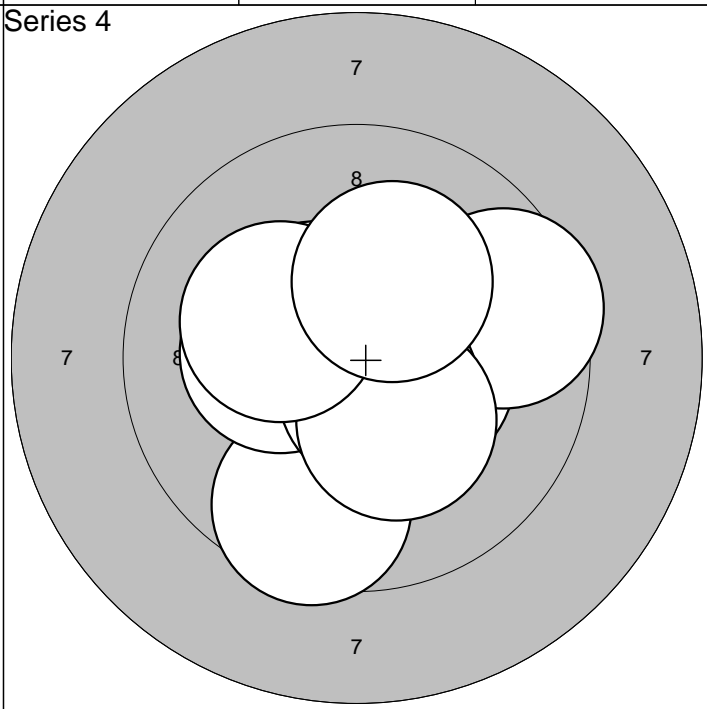
1:10.1 ↘	6: 9.8 →	<b>Series</b>	96.0
2:10.5* ←	7: 9.7 →		
3:10.3* ↗	8: 9.5 ↗	<b>Total</b>	96.0
4: 9.7 ←	9:10.2* ↗		
5:10.1 →	10:10.0 →		



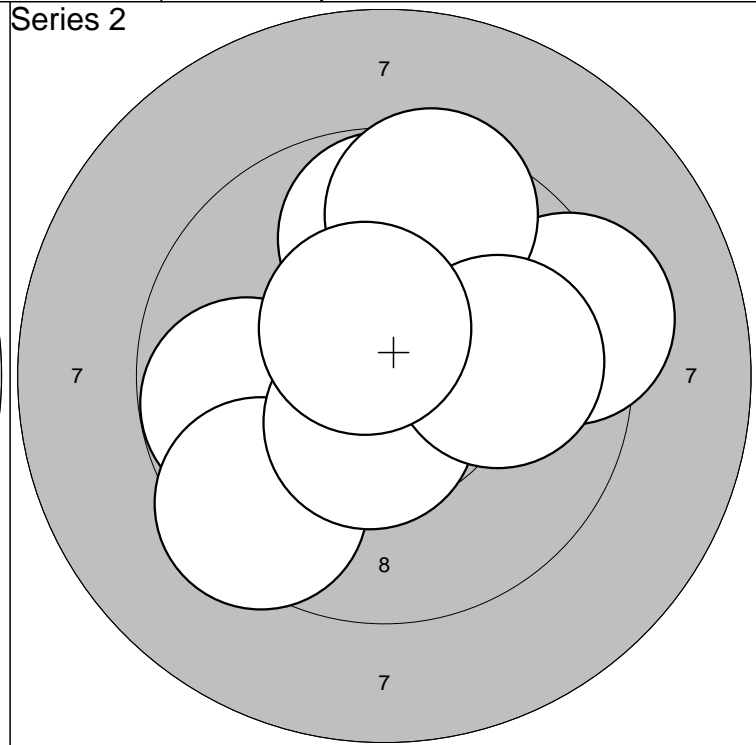
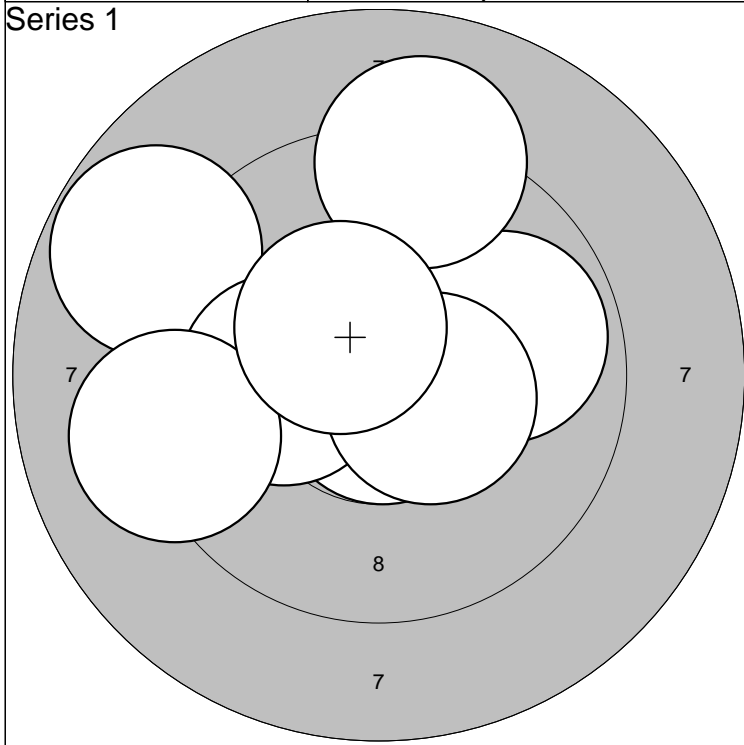
1: 9.1 ↗	6: 9.8 ↗	<b>Series</b>	95.0
2: 9.3 ↗	7:10.8* ↗		
3:10.0 →	8:10.0 ↗	<b>Total</b>	191.0
4:10.2* ←	9: 9.5 ↗		
5:10.1 ↘	10: 9.5 ↘		



1:10.5* ↗	6:10.5* →	<b>Series</b>	95.0
2: 9.7 ↗	7:10.5* ↘		
3: 9.3 ↗	8: 9.3 ↗	<b>Total</b>	286.0
4: 9.7 ↗	9:10.4* ↘		
5:10.6* ↗	10: 9.5 ↗		

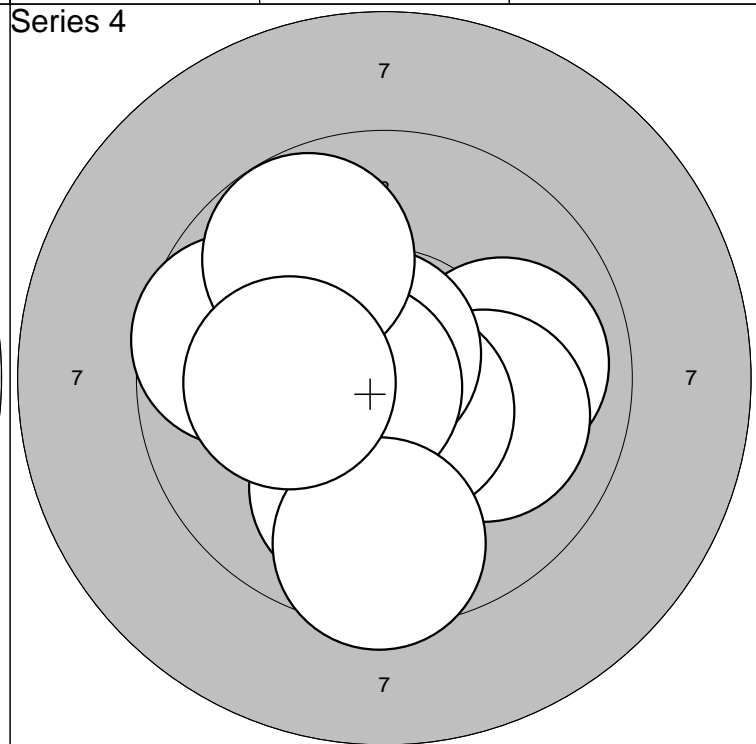
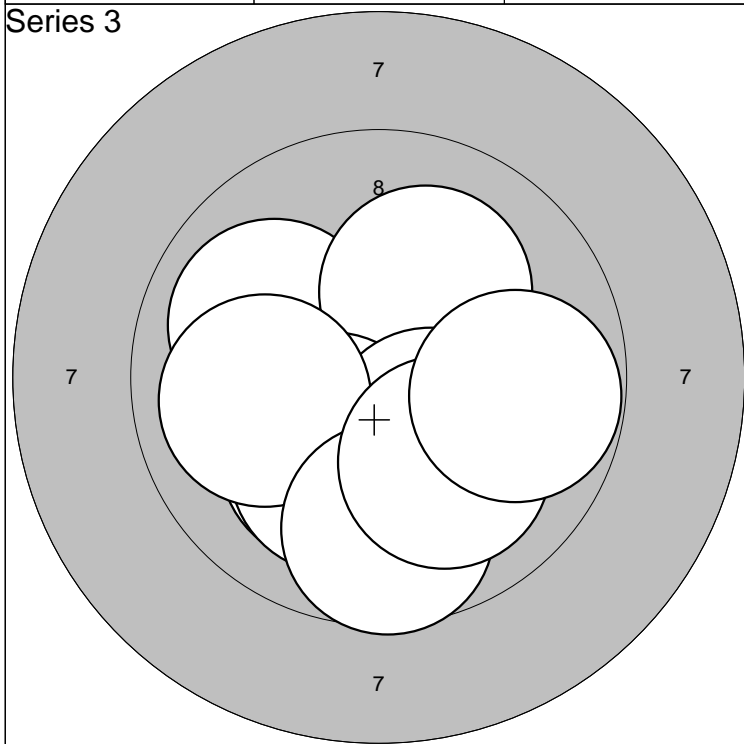


1:10.6* ↗	6:10.3* ←	<b>Series</b>	98.0
2:10.4* →	7:10.6* ↘		
3: 9.5 →	8:10.3* ↘	<b>Total</b>	384.0
4: 9.6 ↘	9:10.2* ←		
5:10.5* ↗	10:10.2* ↗		



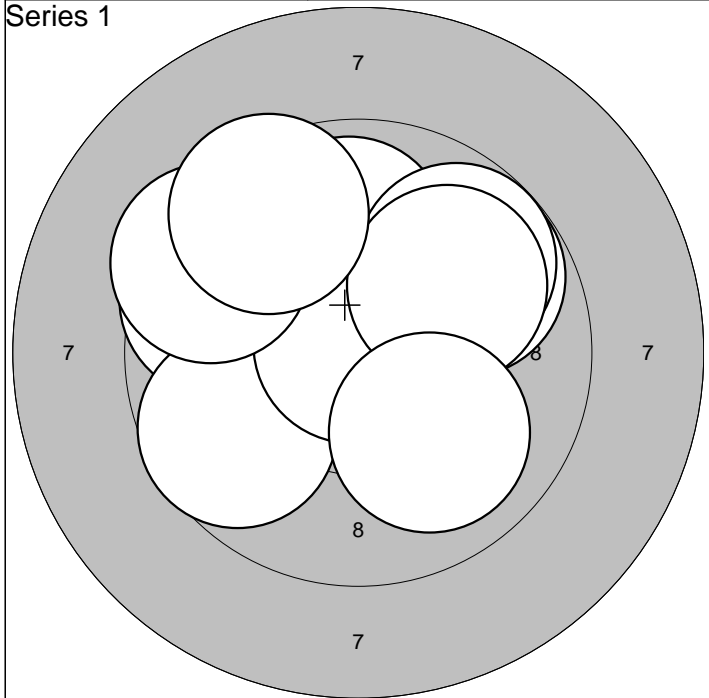
1: 8.8 ↙	6: 9.9 →	<b>Series</b>	<b>95.0</b>
2:10.3* ↗	7: 9.1 ←		
3:10.8* →	8:10.5* →	<b>Total</b>	<b>95.0</b>
4:10.8* ↓	9: 9.1 ↑		
5:10.1 ←	10:10.4* ↗		

1: 9.8 ←	6:10.7* ↗	<b>Series</b>	<b>95.0</b>
2: 9.3 →	7: 9.5 ↑		
3: 9.8 ↑	8:10.5* ↓	<b>Total</b>	<b>190.0</b>
4:10.8* →	9:10.0 →		
5: 9.5 ↙	10:10.5* ↑		

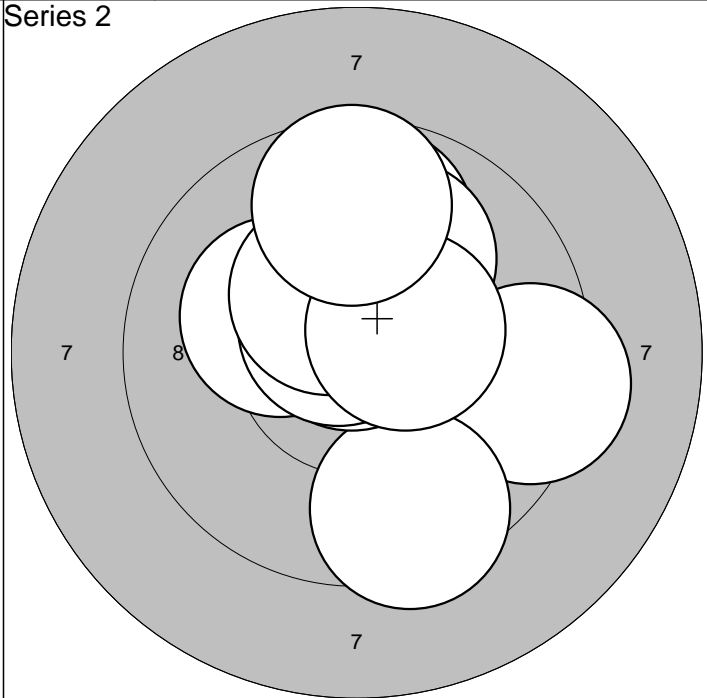


1:10.2* ↙	6:10.3* ↙	<b>Series</b>	<b>98.0</b>
2:10.0 ↙	7:10.0 ←		
3:10.1 ↗	8: 9.7 ↓	<b>Total</b>	<b>288.0</b>
4:10.3* ↙	9:10.0 ↓		
5:10.1 ↙	10: 9.8 →		

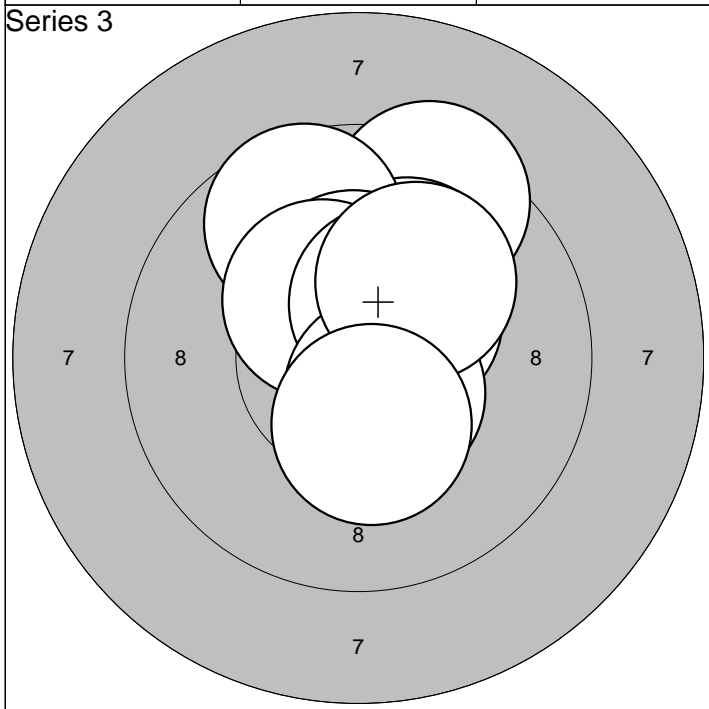
1:10.0 ↓	6:10.8* ↑	<b>Series</b>	<b>96.0</b>
2: 9.9 →	7:10.7* ←		
3:10.0 →	8: 9.5 ↓	<b>Total</b>	<b>384.0</b>
4:10.6* ↙	9: 9.8 ↗		
5: 9.6 ←	10:10.1 ←		



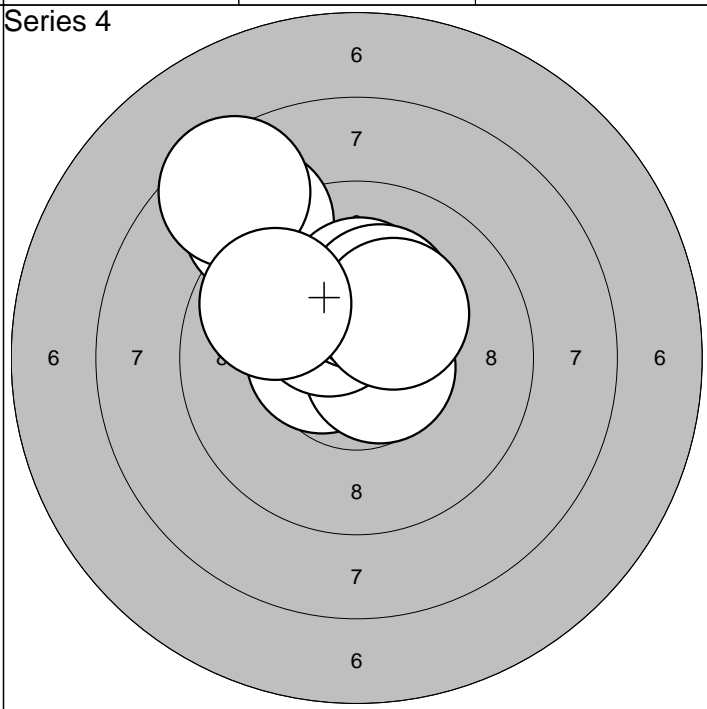
1: 9.6 ↙	6: 9.8 ↗	<b>Series</b>	93.0
2: 9.8 ↗	7: 10.0 ↗		
3: 9.7 ↙	8: 9.4 ↙	<b>Total</b>	93.0
4: 9.9 ↑	9: 9.5 ↗		
5: 10.8* ↗	10: 10.0 ↘		



1: 9.4 →	6: 10.7* ↑	<b>Series</b>	96.0
2: 9.8 ↑	7: 10.7* ↙		
3: 10.0 ↑	8: 10.4* ↑	<b>Total</b>	189.0
4: 9.5 ↓	9: 10.5* ↗		
5: 10.2* ↙	10: 9.6 ↑		



1: 9.4 ↗	6: 10.3* ↙	<b>Series</b>	98.0
2: 10.4* ↗	7: 10.4* ↗		
3: 10.1 ↗	8: 10.6* ↘	<b>Total</b>	287.0
4: 9.7 ↗	9: 10.1 ↗		
5: 10.3* ↑	10: 10.4* ↘		

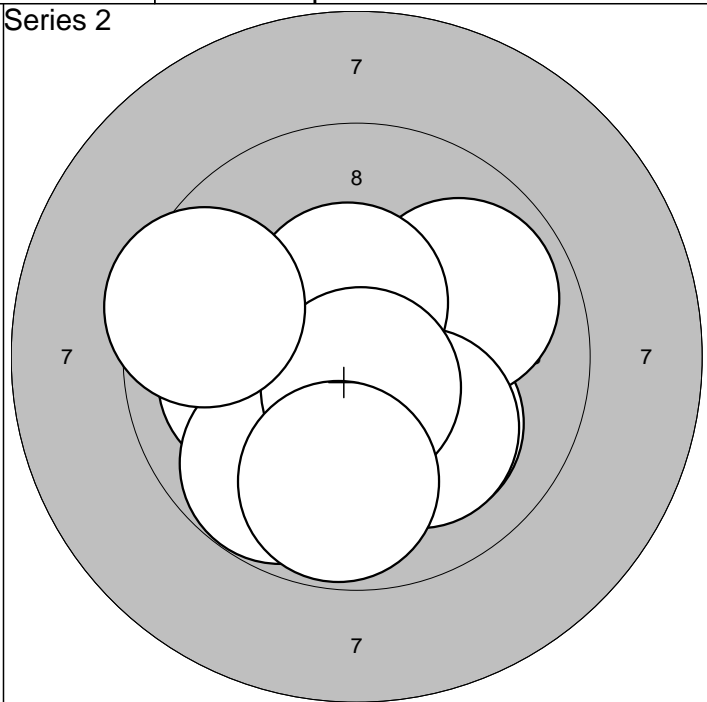
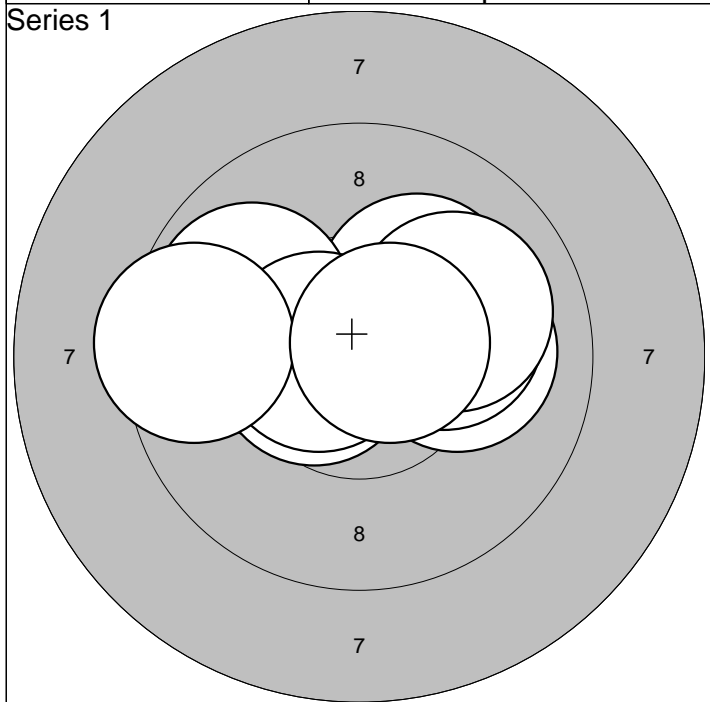


1: 10.6* ↙	6: 8.5 ↙	<b>Series</b>	96.0
2: 10.0 ↗	7: 10.2* ↑		
3: 10.6* ↘	8: 10.2* ↑	<b>Total</b>	383.0
4: 9.0 ↗	9: 10.3* ↗		
5: 10.4* ↗	10: 9.8 ↙		

Relay <b>6</b>	Lane <b>14</b>	<b>Linn Larsson</b>
-------------------	-------------------	---------------------

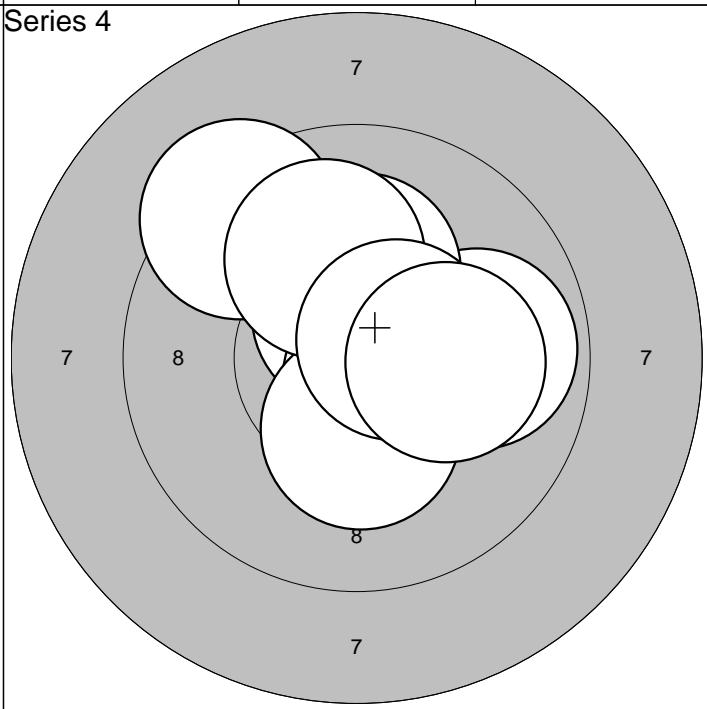
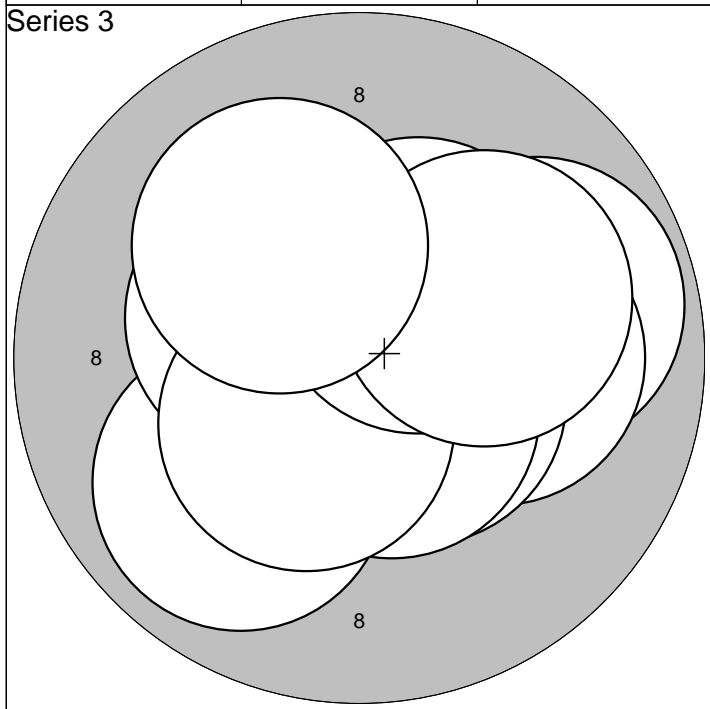
Day 3, Rifle	Gullabo SKF	ARJW
--------------	-------------	------

3-6.1.2010	Swedish Cup 2010	Swedishcup 10
------------	------------------	---------------



1:10.2* ↗	6:10.6* ←	Series	98.0
2:10.1 →	7:10.6* ←		
3:10.2* ←	8:10.0 →	Total	98.0
4:10.2* →	9: 9.5 ←		
5: 9.9 ↖	10:10.7* →		

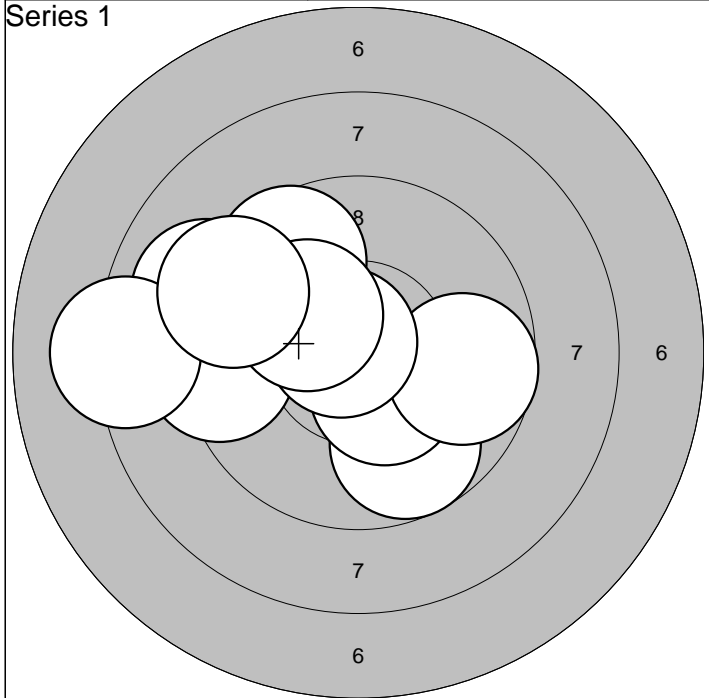
1:10.8* ←	6:10.4* ↑	Series	96.0
2:10.1 ↘	7:10.1 ↘		
3:10.1 ←	8:10.7* ↓	Total	194.0
4: 9.8 ↙	9: 9.8 ↓		
5: 9.9 →	10: 9.5 ↖		



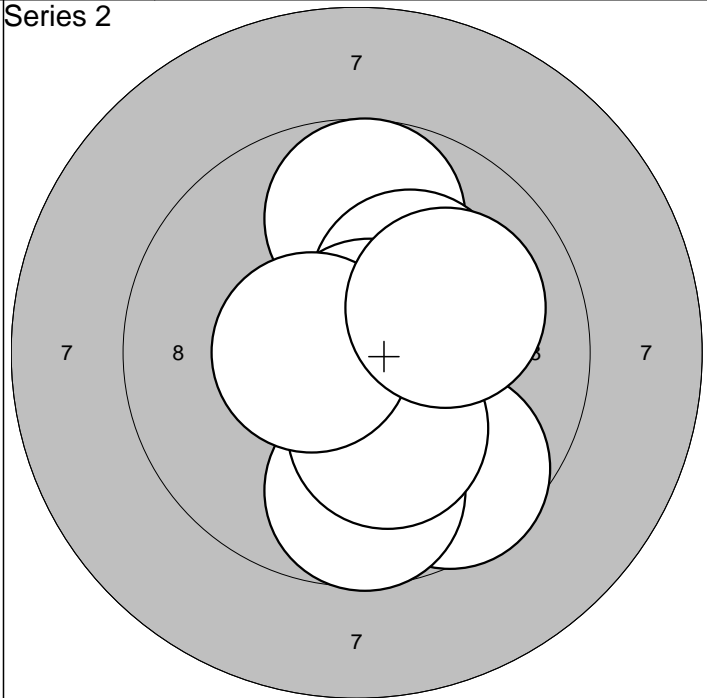
1: 9.9 ↙	6:10.6* ↓	Series	98.0
2: 9.8 →	7:10.4* ↓		
3:10.1 →	8:10.4* ↗	Total	292.0
4:10.5* ↘	9:10.1 →		
5:10.4* ↖	10:10.1 ↗		

1:10.4* →	6: 9.9 →	Series	98.0
2:10.5* ↑	7:10.2* ↑		
3: 9.3 ↗	8:10.0 ↑	Total	390.0
4:10.6* ↘	9:10.6* →		
5:10.3* ↓	10:10.2* →		

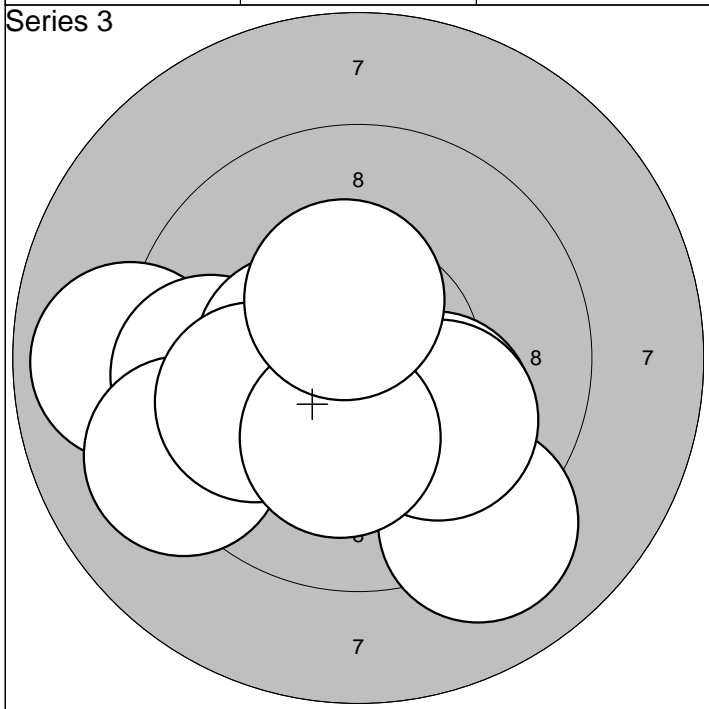
Edman Precision, Morini, Interprodukter	Sävsjö kommun, Sävsjö Skytte Center
---	-------------------------------------



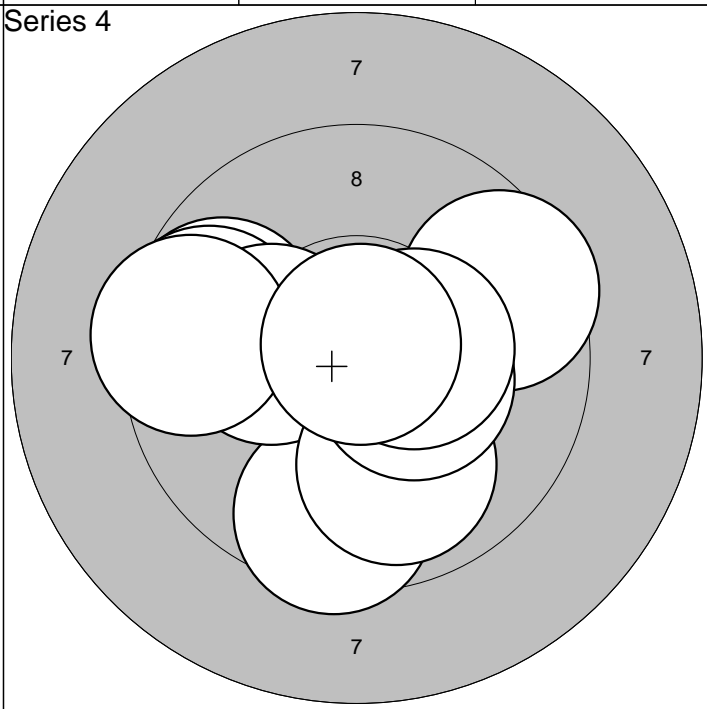
1: 9.0 ↖	6:10.7* ↖	Series 92.0
2: 9.7 ↘	7: 8.2 ←	
3:10.4* ↘	8: 9.6 ↗	Total 92.0
4: 9.3 ←	9:10.2* ↗	
5: 9.7 →	10: 9.3 ↖	



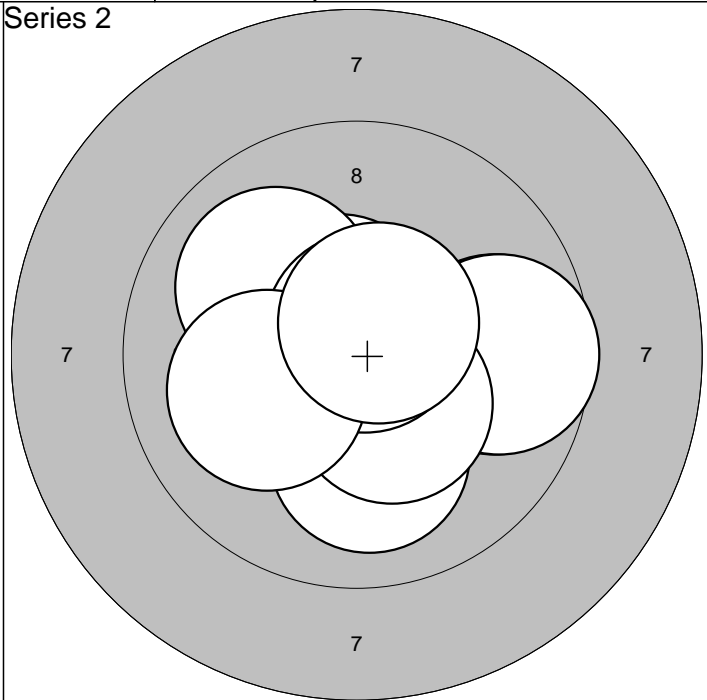
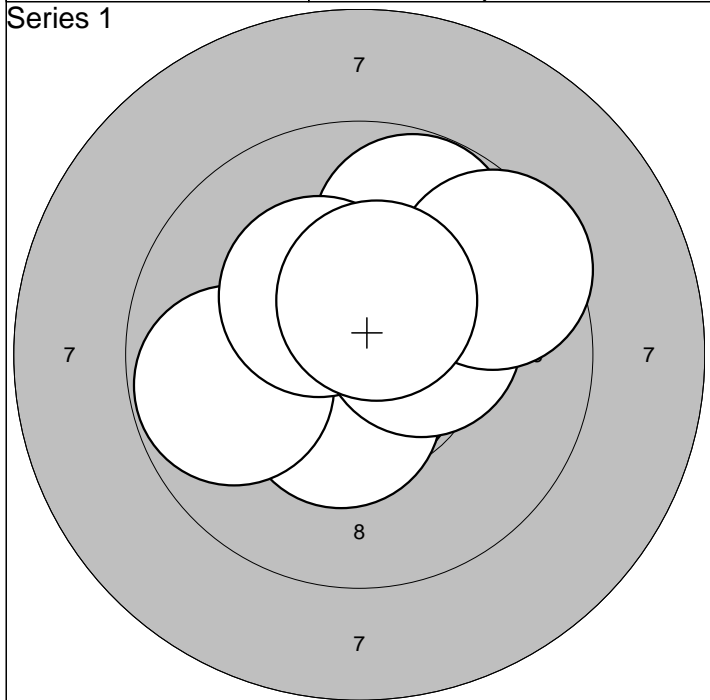
1: 9.6 ↘	6:10.2* ↗	Series 97.0
2:10.4* ↗	7:10.8* ↗	
3:10.8* ←	8:10.2* ↘	Total 189.0
4: 9.7 ↘	9:10.6* ←	
5: 9.8 ↑	10:10.0 ↗	



1: 9.1 ↘	6: 9.1 ←	Series 95.0
2:10.1 ↘	7:10.4* ←	
3: 8.9 ←	8:10.0 ←	Total 284.0
4: 9.6 ←	9:10.2* ↘	
5:10.0 ↘	10:10.4* ↑	

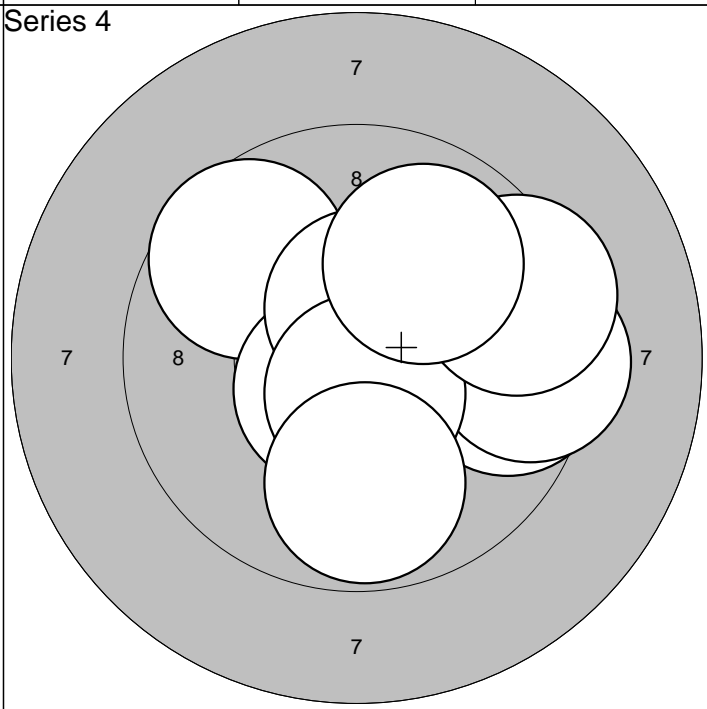
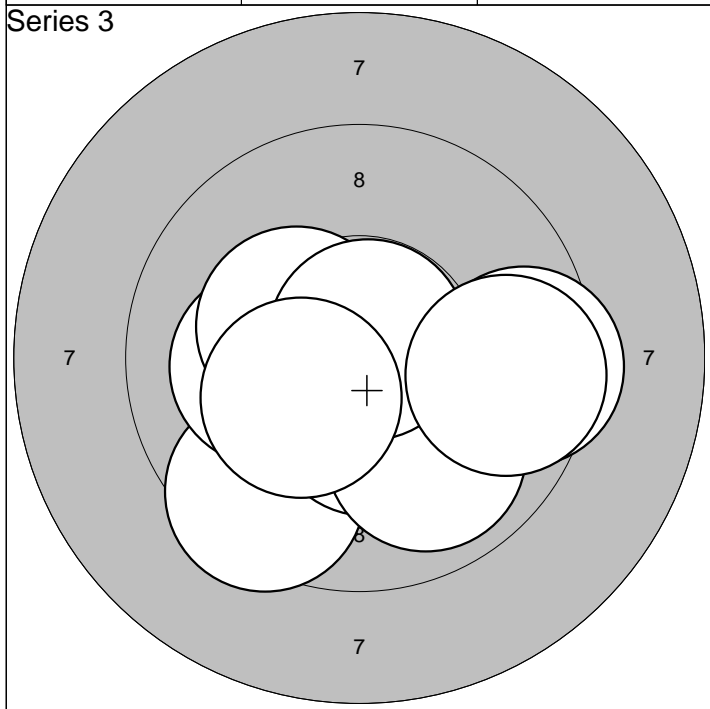


1: 9.7 ←	6: 9.9 ↘	Series 94.0
2: 9.6 ←	7: 9.5 ↗	
3: 9.5 ↘	8:10.4* →	Total 378.0
4:10.2* ←	9:10.4* →	
5: 9.5 ←	10:10.8* ↑	



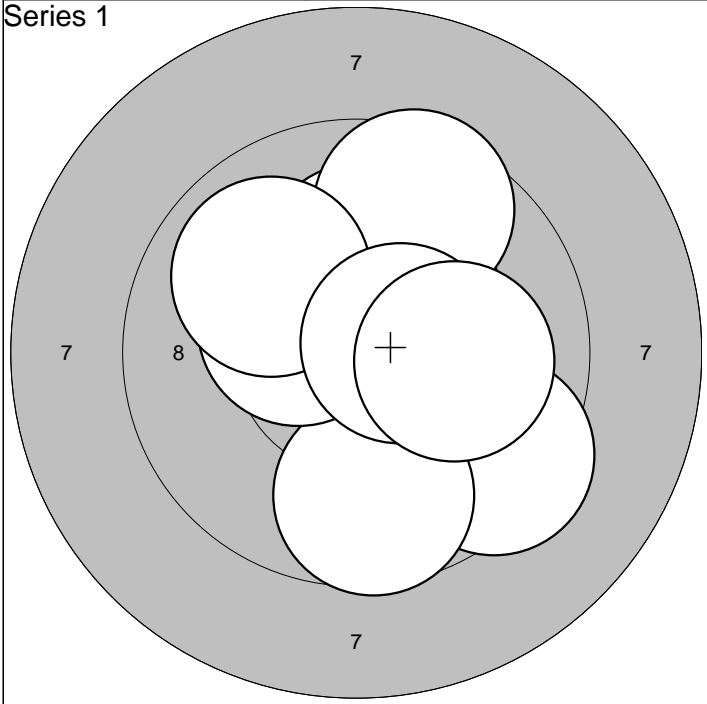
1:10.7* ↓	6: 9.8 ←	<b>Series</b>	97.0
2:10.6* ↑	7:10.3* ↗		
3:10.6* ↓	8:10.4* →	<b>Total</b>	97.0
4:10.4* ↓	9: 9.5 ↗		
5: 9.8 ↑	10:10.5* ↑		

1:10.0 ↓	6:10.6* ↗	<b>Series</b>	98.0
2: 9.7 →	7:10.0 ↗		
3:10.4* ←	8:10.7* ↑	<b>Total</b>	195.0
4: 9.7 →	9:10.1 ←		
5:10.4* ↓	10:10.6* ↗		

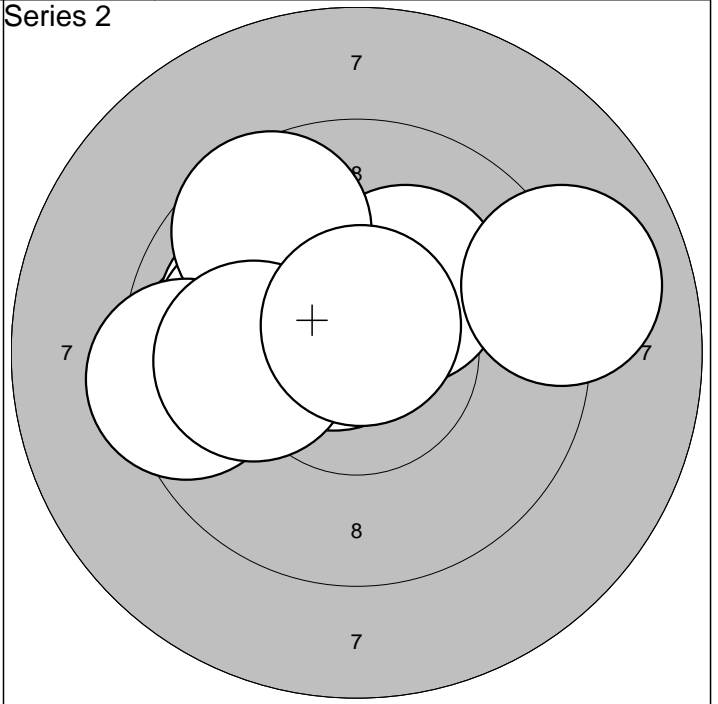


1: 9.5 ↓	6:10.7* ↓	<b>Series</b>	96.0
2:10.2* ←	7: 9.9 ↓		
3:10.4* ↓	8:10.8* ↑	<b>Total</b>	291.0
4: 9.5 →	9:10.3* ←		
5:10.3* ←	10: 9.6 →		

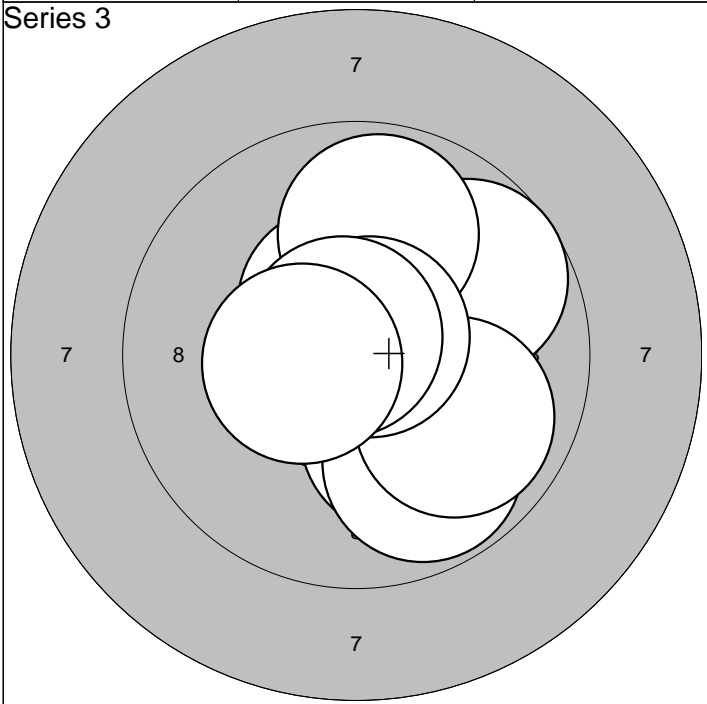
1:10.8* ↑	6:10.5* ↑	<b>Series</b>	94.0
2: 9.6 →	7:10.6* ↓		
3: 9.7 ↗	8: 9.4 →	<b>Total</b>	385.0
4:10.6* ↓	9: 9.8 ↓		
5: 9.4 →	10: 9.9 ↗		



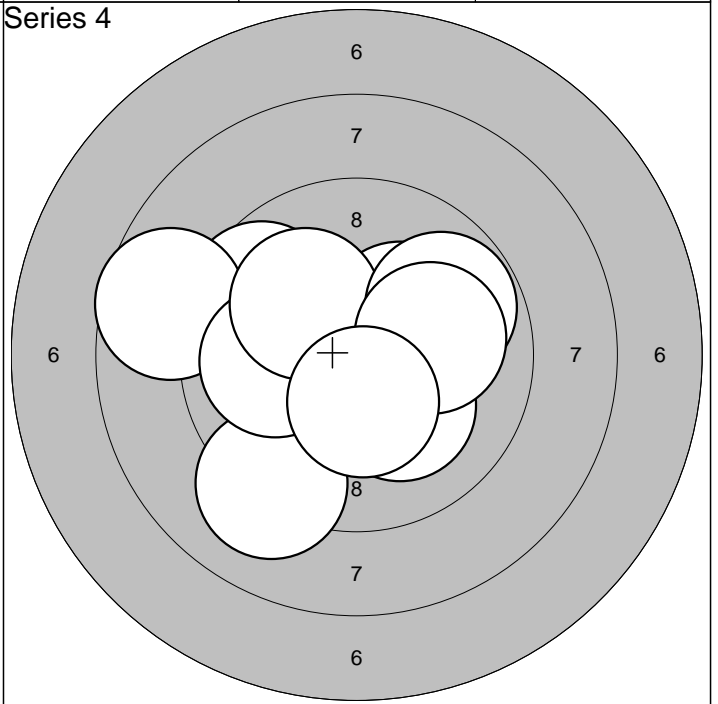
1: 9.9 ↘	6: 9.6 ↗	<b>Series</b>	95.0
2: 9.4 ↘	7: 10.4* ←		
3: 10.2* ↑	8: 9.9 ↗	<b>Total</b>	95.0
4: 10.3* ↗	9: 10.5* →		
5: 9.7 ↓	10: 10.1 →		



1: 9.8 ←	6: 9.6 ↖	<b>Series</b>	96.0
2: 10.0 ←	7: 9.0 →		
3: 10.0 ←	8: 9.4 ←	<b>Total</b>	191.0
4: 10.7* ↖	9: 10.0 ←		
5: 10.2* ↗	10: 10.7* ↑		

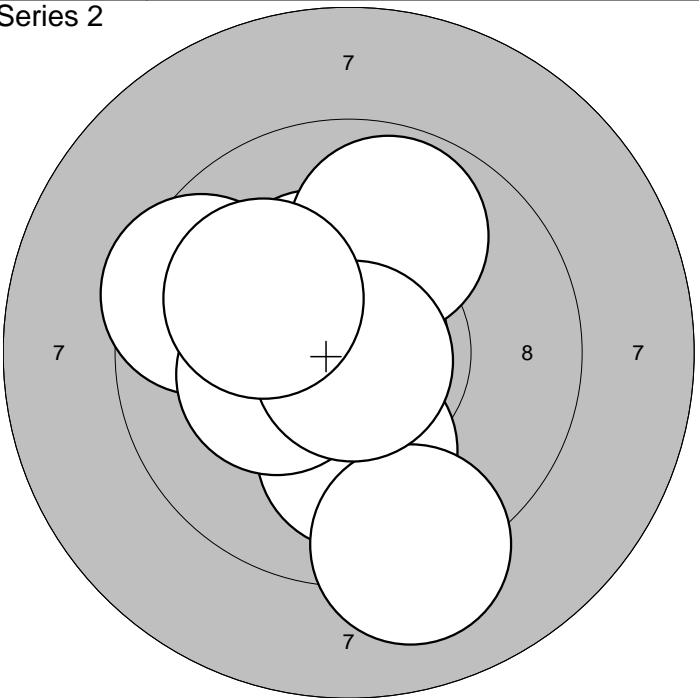
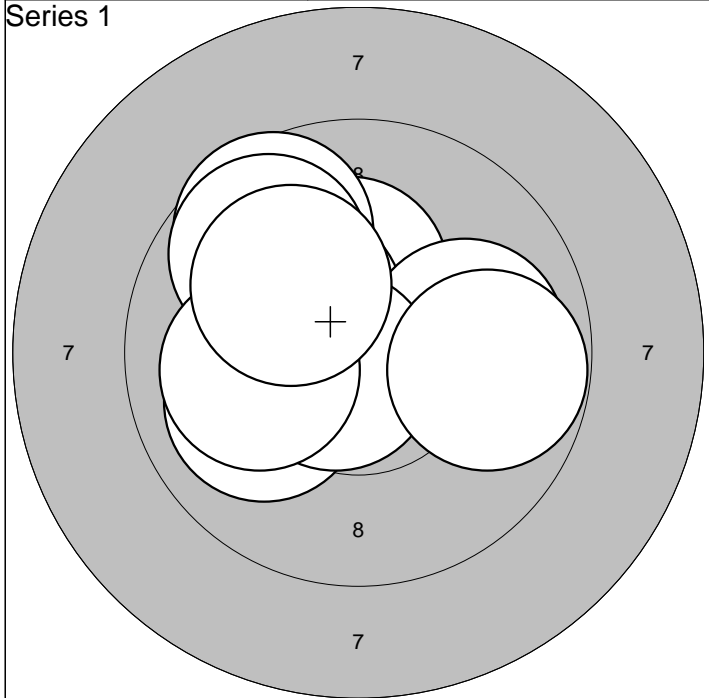


1: 10.1 ↘	6: 9.9 ↘	<b>Series</b>	96.0
2: 10.5* →	7: 9.9 ↑		
3: 10.5* ↗	8: 10.8* ↗	<b>Total</b>	287.0
4: 9.8 ↘	9: 10.8* ↖		
5: 9.7 ↗	10: 10.5* ←		



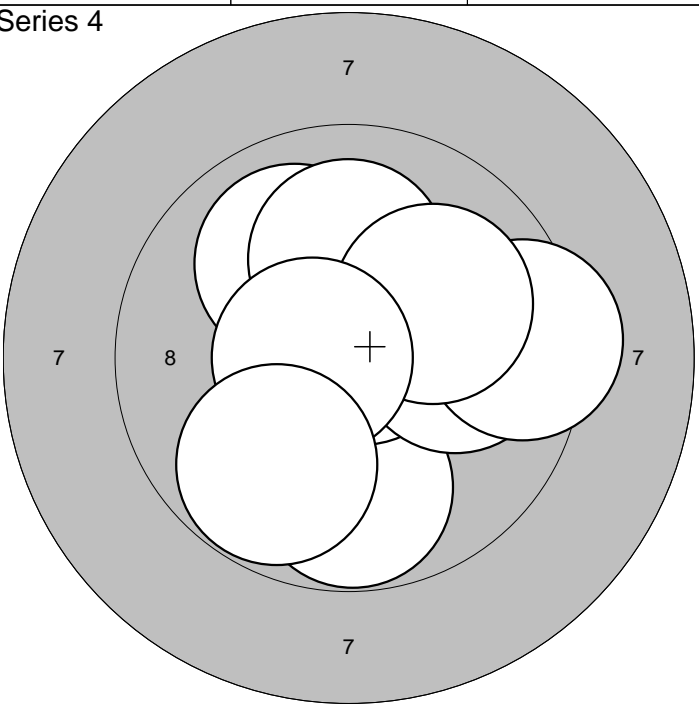
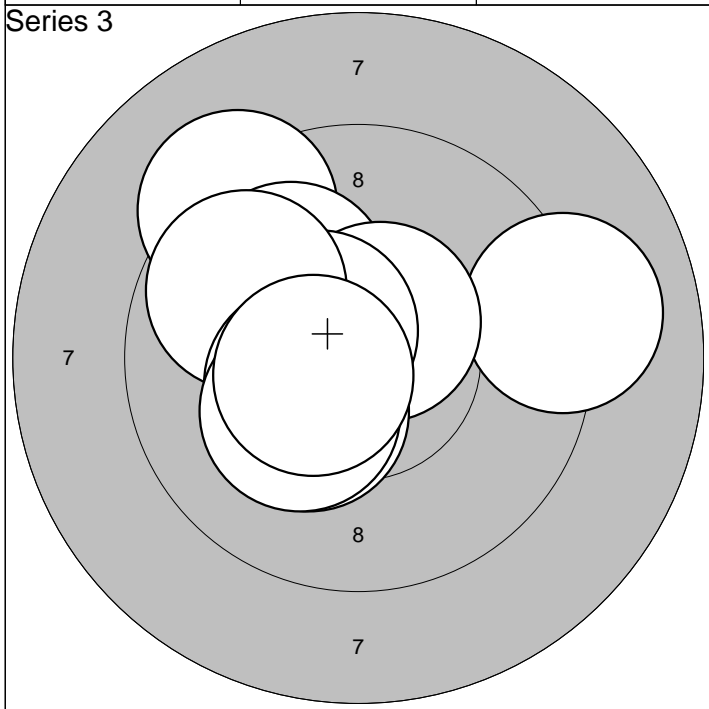
1: 10.3* ↗	6: 10.0 ←	<b>Series</b>	95.0
2: 9.1 ↘	7: 10.1 ↖		
3: 9.6 ←	8: 9.8 ↗	<b>Total</b>	382.0
4: 8.7 ←	9: 10.0 →		
5: 10.1 ↘	10: 10.4* ↓		





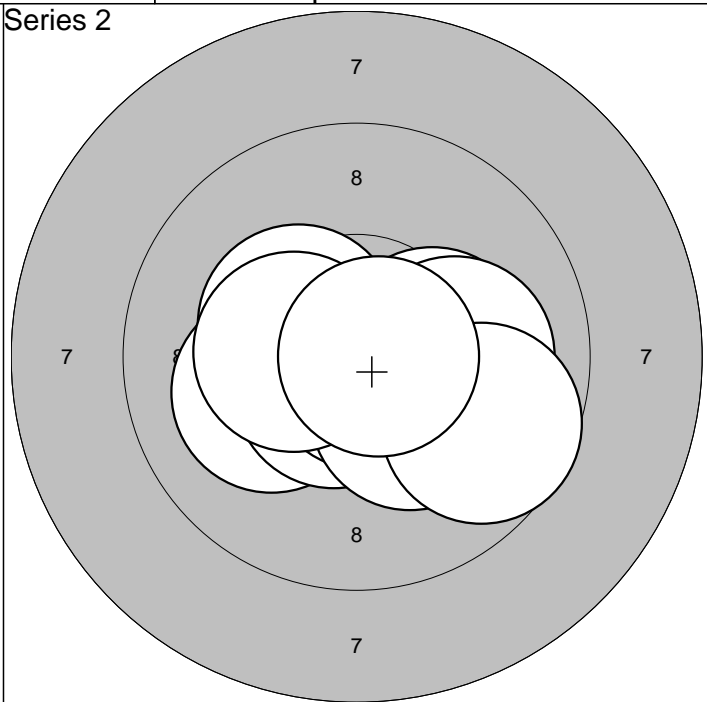
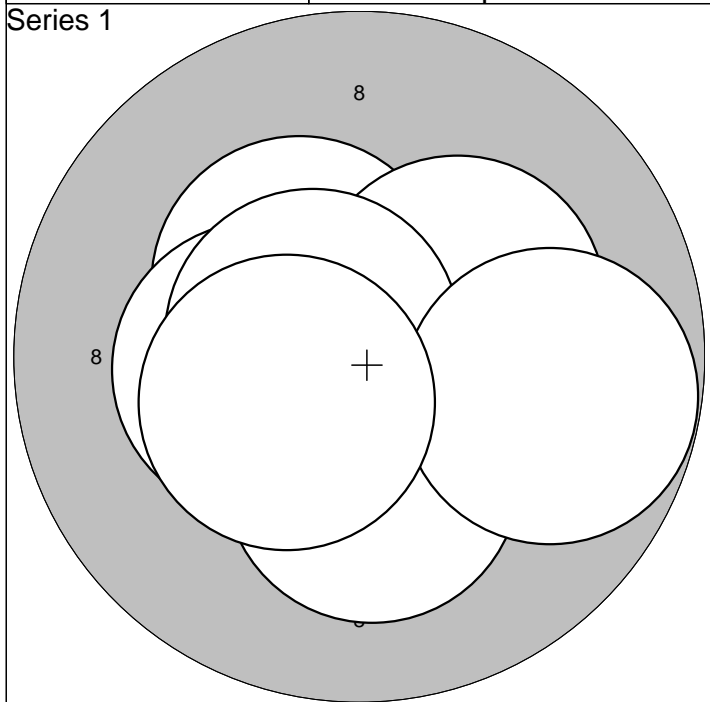
1:10.3* ↑	6:10.7* ↙	<b>Series</b> 97.0
2:10.3* ↖	7: 9.8 ↗	
3: 9.6 ↗	8:10.1 ←	<b>Total</b> 97.0
4:10.0 →	9:10.1 ↗	
5:10.0 ↙	10: 9.8 →	

1:10.7* ↓	6:10.3* ↗	<b>Series</b> 97.0
2: 9.5 ↖	7:10.3* ←	
3:10.9* ↑	8: 9.8 ↗	<b>Total</b> 194.0
4:10.1 ↓	9:10.9* ↓	
5: 9.1 ↓	10:10.0 ↖	



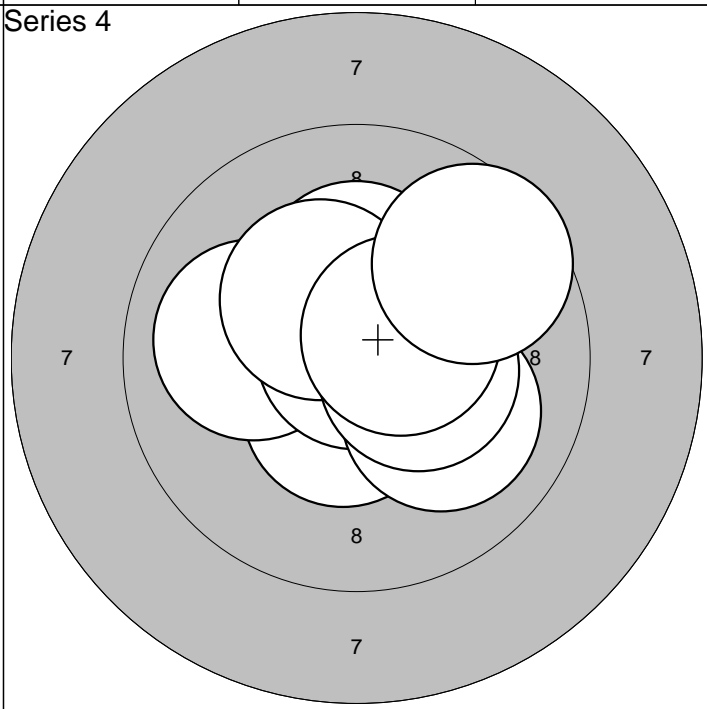
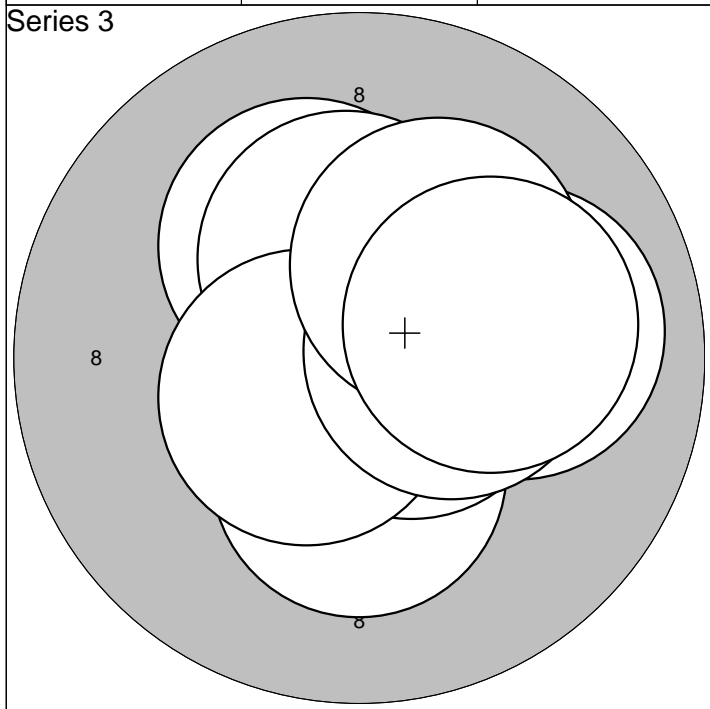
1: 9.3 ↗	6:10.5* ↖	<b>Series</b> 97.0
2:10.1 ↖	7: 9.8 ↖	
3: 9.1 →	8:10.4* ←	<b>Total</b> 291.0
4:10.6* ↗	9:10.2* ↙	
5:10.3* ↙	10:10.5* ←	

1:10.3* ↑	6: 9.4 →	<b>Series</b> 97.0
2: 9.8 ↓	7:10.1 ↑	
3:10.8* ↗	8:10.0 ↗	<b>Total</b> 388.0
4:10.0 →	9:10.6* ←	
5:10.0 ↖	10: 9.8 ↙	



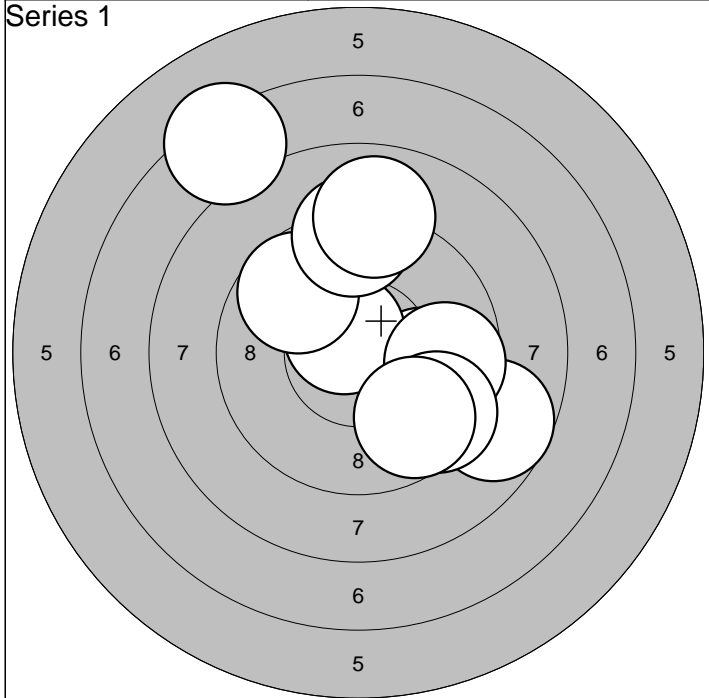
1:10.6* →	6:10.3* ←	<b>Series</b>	99.0
2:10.8* ↙	7:10.2* ↓		
3:10.8* ↗	8:10.7* ↖	<b>Total</b>	99.0
4:10.4* ↘	9: 9.8 →		
5:10.3* ↗	10:10.4* ↙		

1:10.3* →	6:10.8* ↘	<b>Series</b>	99.0
2:10.1 →	7:10.3* ↘		
3:10.1 ←	8: 9.7 ↘	<b>Total</b>	198.0
4:10.6* ↙	9:10.4* ←		
5:10.4* ↖	10:10.8* →		

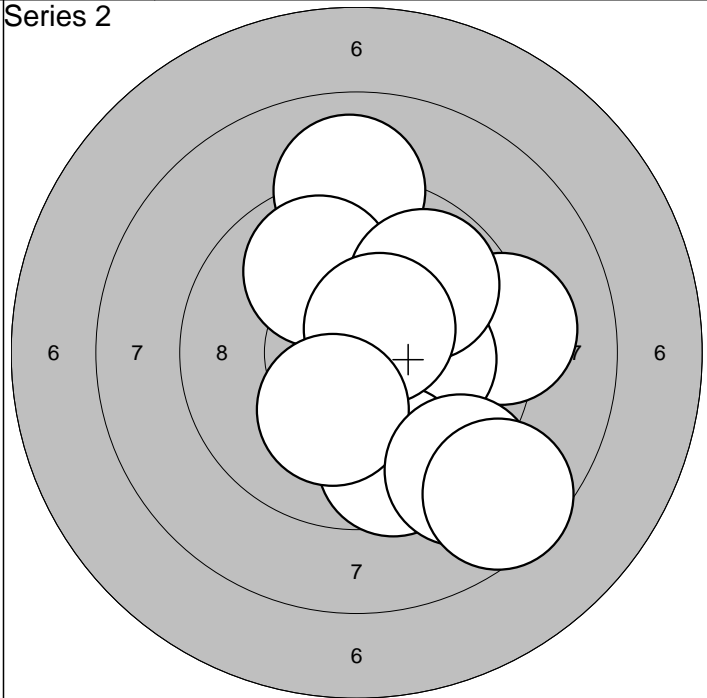


1:10.0 →	6:10.4* ↑	<b>Series</b>	100.0
2:10.3* ↓	7:10.5* ↙		
3:10.6* →	8:10.4* →	<b>Total</b>	298.0
4:10.2* ↗	9:10.2* ↗		
5:10.5* ↗	10:10.1 →		

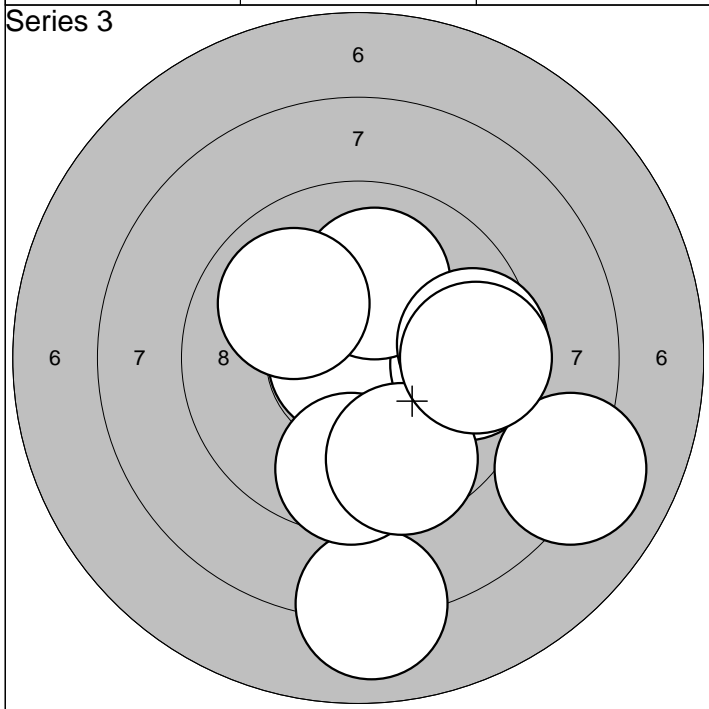
1:10.5* ↘	6:10.3* ↑	<b>Series</b>	99.0
2:10.0 ←	7:10.3* ↖		
3:10.4* ↗	8:10.4* →	<b>Total</b>	397.0
4:10.9* ↑	9:10.5* ↗		
5:10.0 ↘	10: 9.6 ↗		



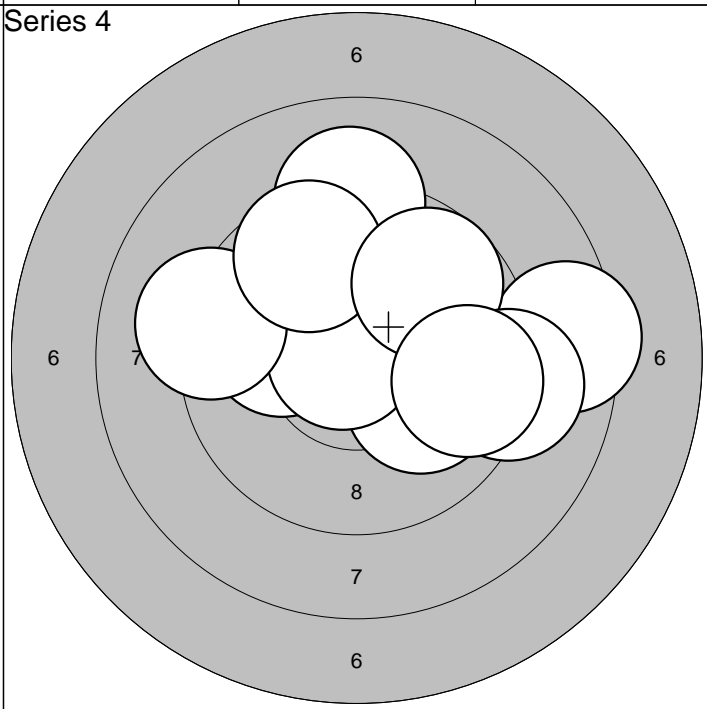
1: 9.9 →	6: 9.2 ↑	<b>Series</b>	87.0
2: 10.6* ↗	7: 9.5 ↘		
3: 9.7 ↗	8: 9.7 ↘	<b>Total</b>	87.0
4: 8.7 ↘	9: 8.9 ↑		
5: 9.7 →	10: 7.3 ↗		



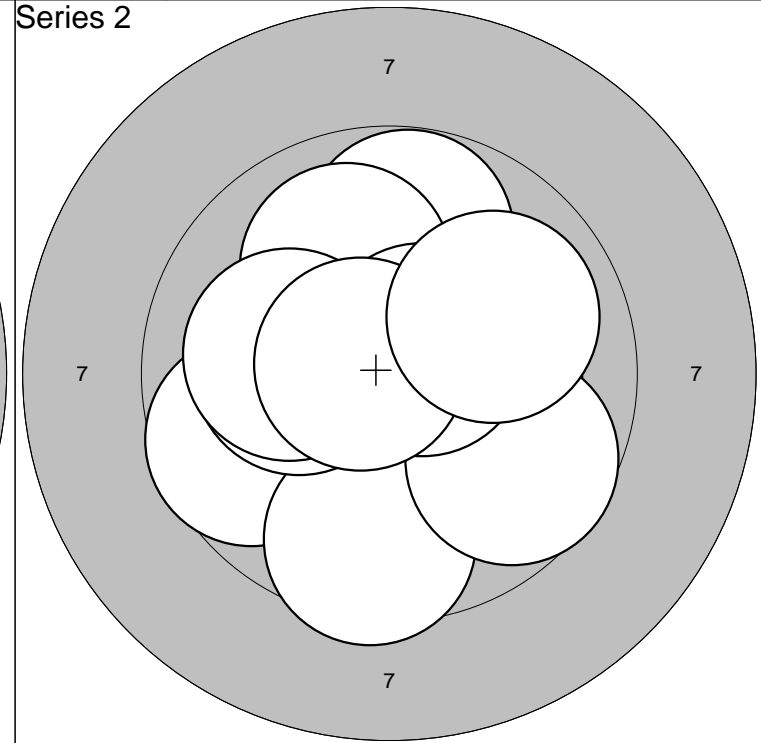
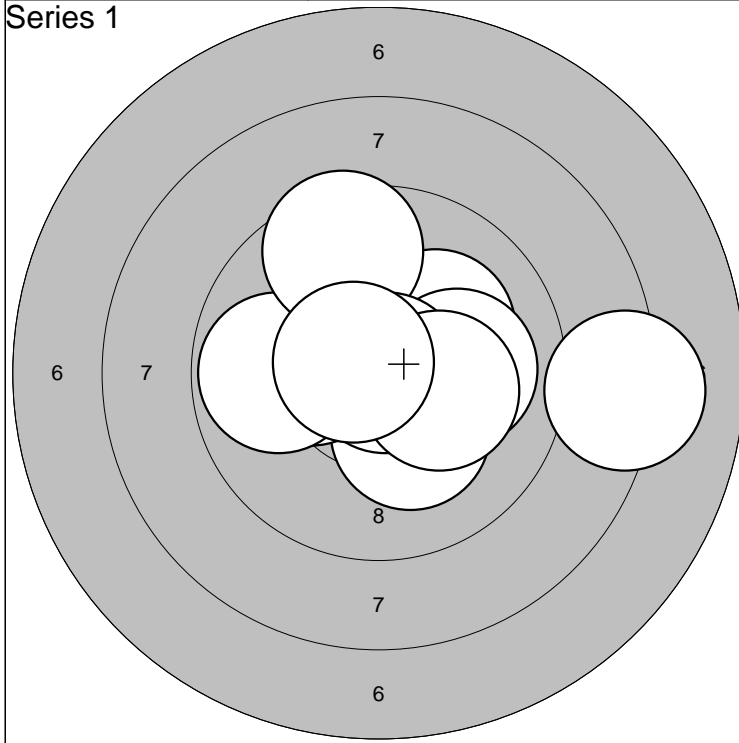
1: 9.2 →	6: 9.8 ↗	<b>Series</b>	92.0
2: 9.0 ↑	7: 10.6* ↗		
3: 9.9 ↗	8: 10.2* ↘	<b>Total</b>	179.0
4: 10.2* →	9: 9.1 ↘		
5: 9.6 ↘	10: 8.6 ↘		



1: 10.8* ←	6: 9.6 ↘	<b>Series</b>	91.0
2: 9.7 →	7: 10.1 ↑		
3: 8.0 ↓	8: 9.6 →	<b>Total</b>	270.0
4: 8.1 ↘	9: 9.6 →		
5: 9.6 ↓	10: 10.0 ↗		

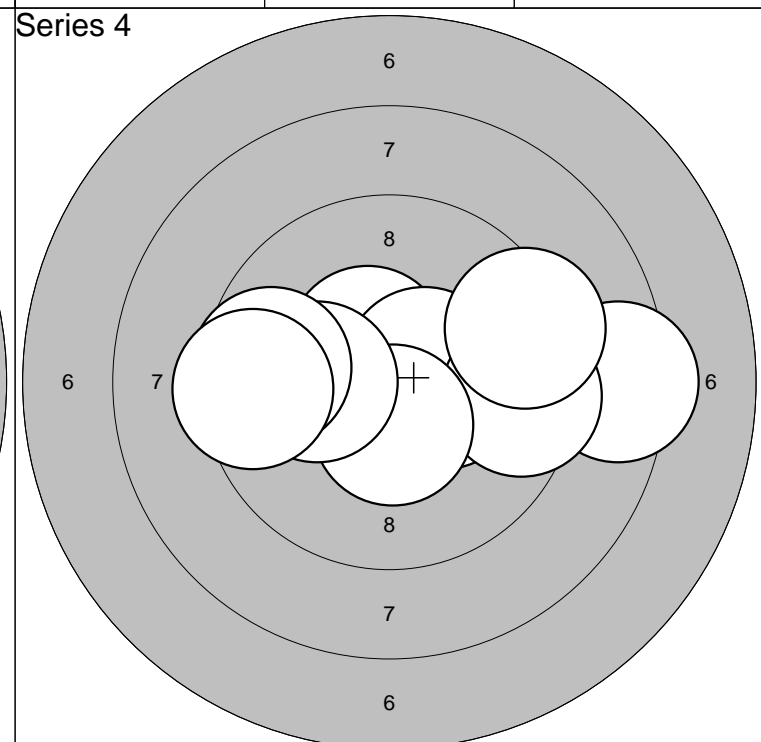
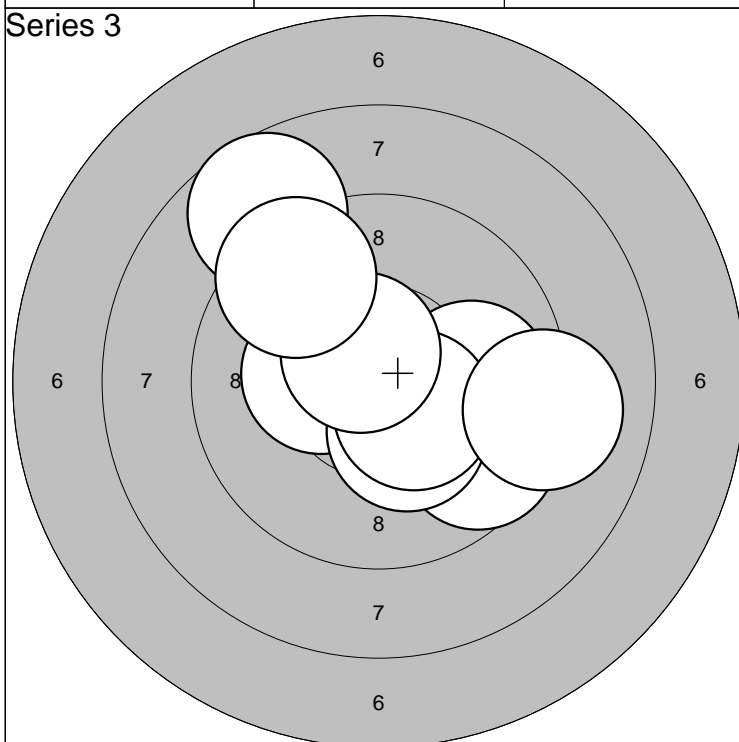


1: 9.1 ↑	6: 9.2 ←	<b>Series</b>	92.0
2: 10.0 ←	7: 9.6 ↗		
3: 10.0 ↘	8: 9.7 ↗	<b>Total</b>	362.0
4: 8.5 →	9: 9.1 →		
5: 10.8* ←	10: 9.6 →		



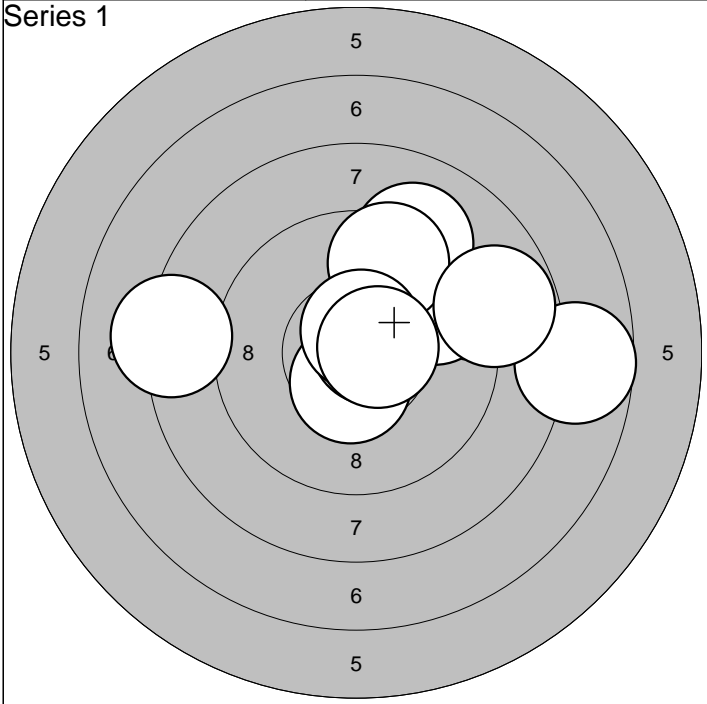
1:10.2* ↘	6: 9.8 ←	Series	96.0
2:10.2* ←	7: 9.5 ↑		
3: 8.2 →	8:10.9* →	Total	96.0
4:10.2* ↗	9:10.2* →		
5:10.1 →	10:10.6* ←		

1: 9.8 ↑	6: 9.7 ↘	Series	95.0
2:10.0 ↑	7:10.6* ↗		
3: 9.7 ←	8:10.1 ←	Total	191.0
4: 9.5 ↓	9:10.7* ←		
5:10.2* ←	10: 9.9 ↗		

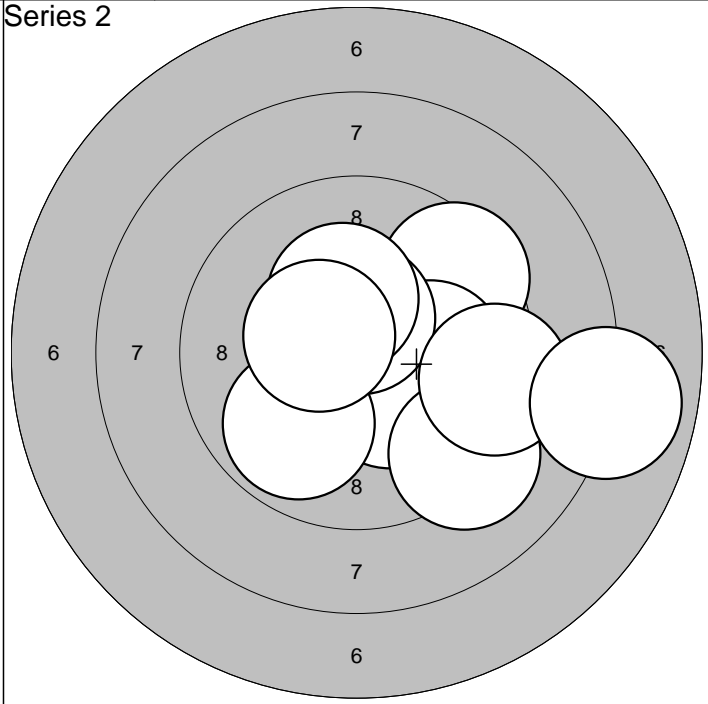


1: 9.9 →	6:10.3* ↘	Series	94.0
2:10.3* ↘	7:10.4* ↘		
3:10.3* ←	8:10.6* ↗	Total	285.0
4: 8.7 ↗	9: 9.1 →		
5: 9.6 ↘	10: 9.5 ↗		

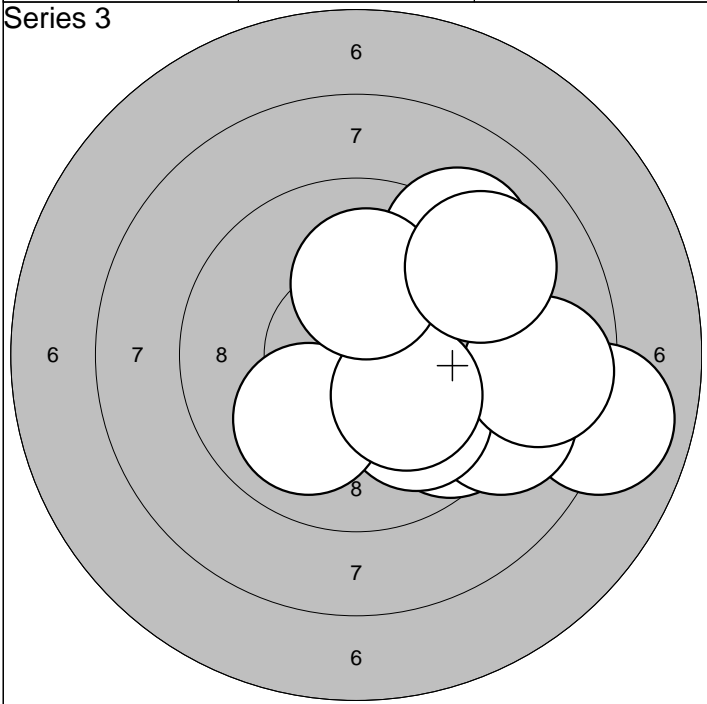
1:10.4* →	6:10.5* ↓	Series	94.0
2:10.5* ↗	7:10.1 ←		
3:10.5* →	8: 9.6 ←	Total	379.0
4: 8.4 →	9: 9.3 →		
5: 9.4 →	10: 9.4 ←		



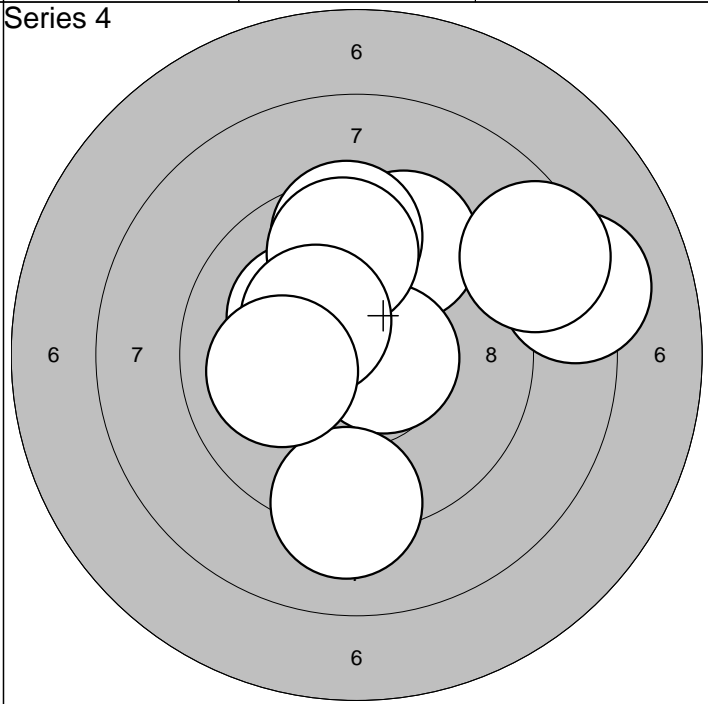
1: 9.6 ↗	6:10.5* ↓	<b>Series</b>	90.0
2: 9.1 ↗	7:10.7* ↗		
3: 7.7 →	8:10.6* ↑	<b>Total</b>	90.0
4: 8.2 ←	9:10.6* →		
5: 9.6 ↗	10: 8.8 →		



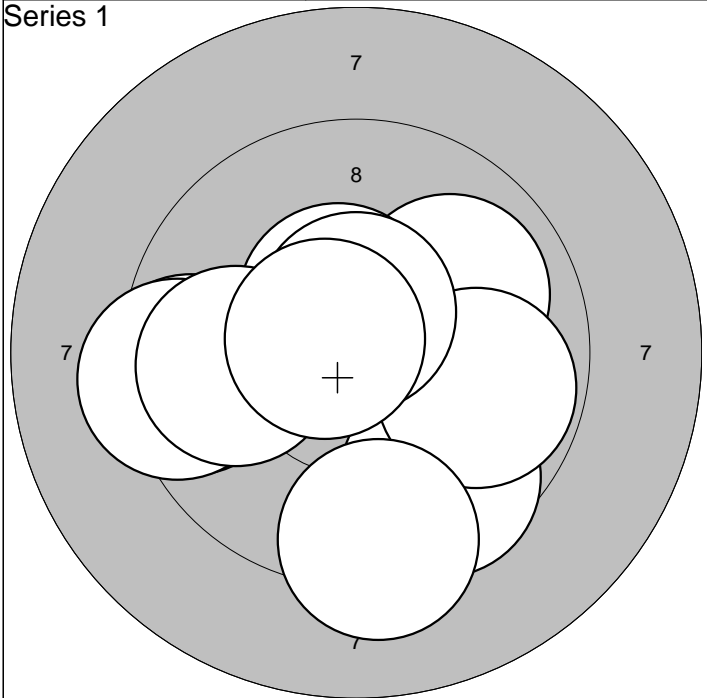
1: 9.5 ↗	6:10.5* ↑	<b>Series</b>	93.0
2:10.1 →	7: 9.3 →		
3:10.3* ↓	8:10.3* ↑	<b>Total</b>	183.0
4: 9.2 ↓	9:10.5* ↖		
5: 9.9 ↘	10: 7.9 →		



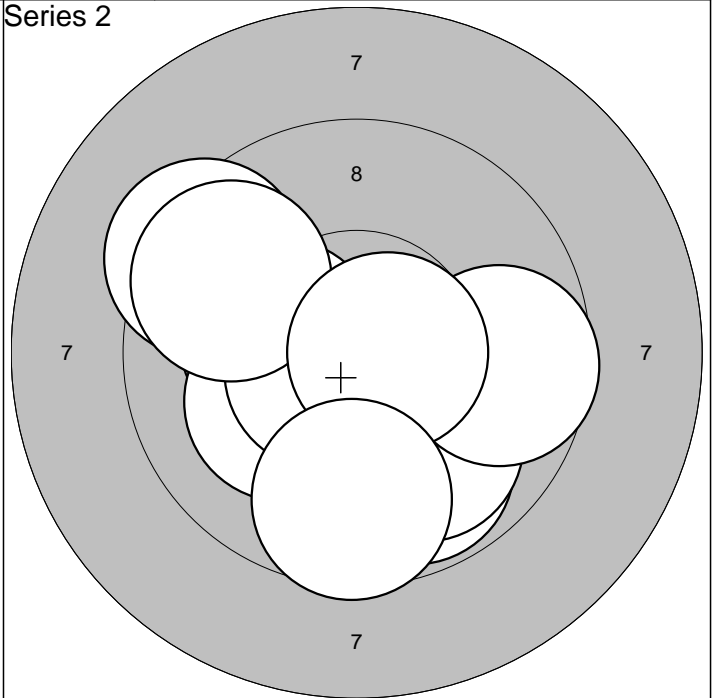
1: 8.0 →	6:10.0 ↘	<b>Series</b>	91.0
2: 9.6 ↘	7:10.2* ↘		
3: 9.1 ↘	8: 9.1 ↗	<b>Total</b>	274.0
4: 9.9 ↘	9:10.1 ↑		
5: 8.8 →	10: 9.1 ↗		



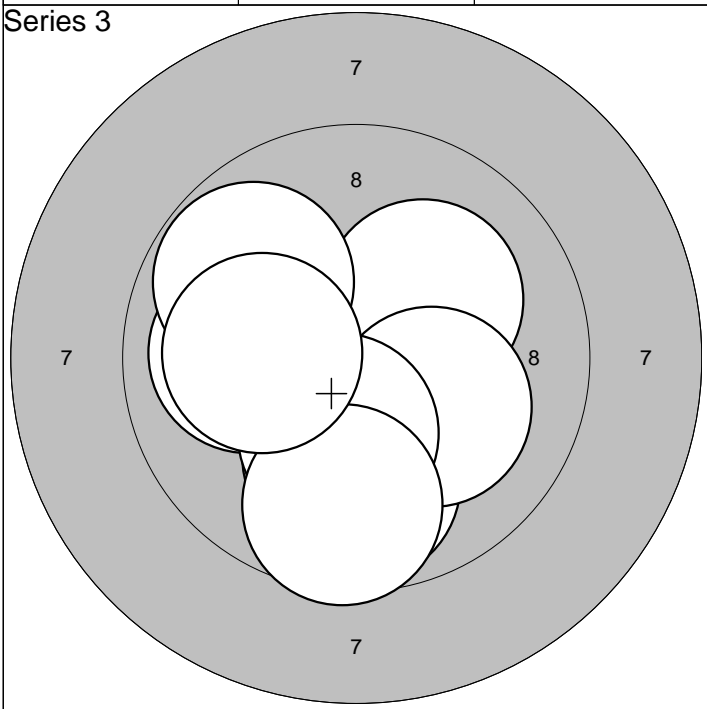
1: 9.6 ↗	6: 9.2 ↓	<b>Series</b>	92.0
2:10.6* →	7:10.3* ↖		
3: 9.5 ↑	8: 8.2 →	<b>Total</b>	366.0
4:10.2* ↖	9: 8.5 ↗		
5: 9.7 ↑	10:10.1 ←		



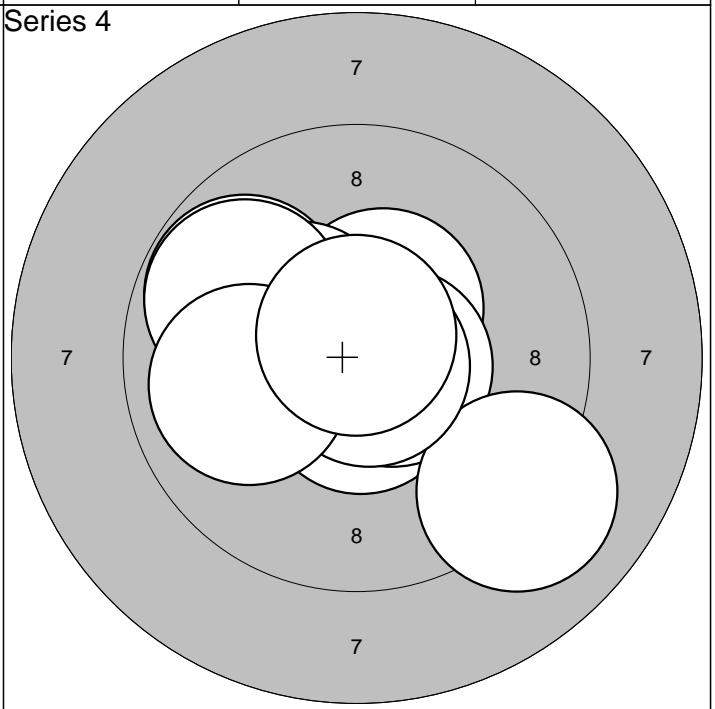
1: 9.5 ←	6:10.5* ↑	Series	94.0
2: 9.6 ↓	7:10.6* ↑		
3: 9.3 ←	8: 9.9 ←	Total	94.0
4:10.0 ↗	9: 9.3 ↓		
5: 9.8 →	10:10.6* ←		



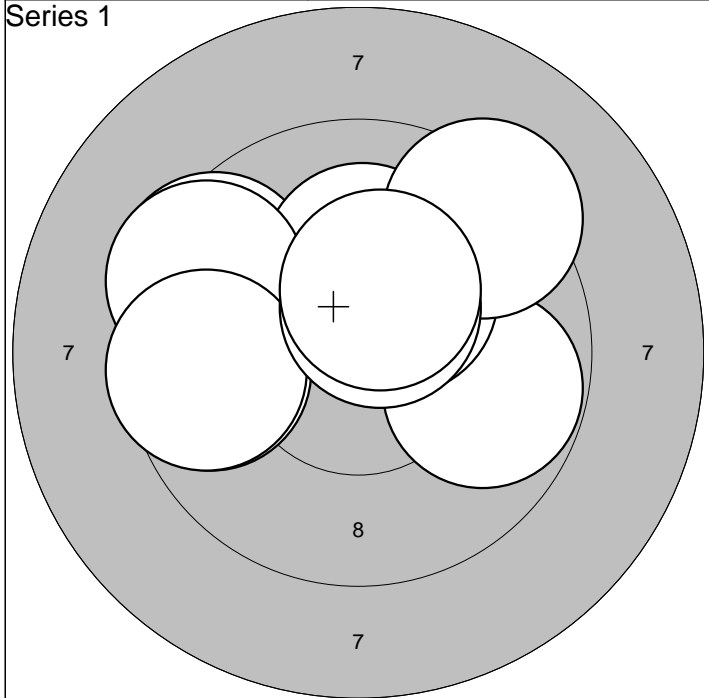
1:10.3* ←	6:10.6* ←	Series	94.0
2: 9.8 ↓	7: 9.7 →		
3:10.2* ←	8: 9.6 ↖	Total	188.0
4: 9.3 ↗	9:10.7* →		
5: 9.9 ↓	10: 9.6 ↓		



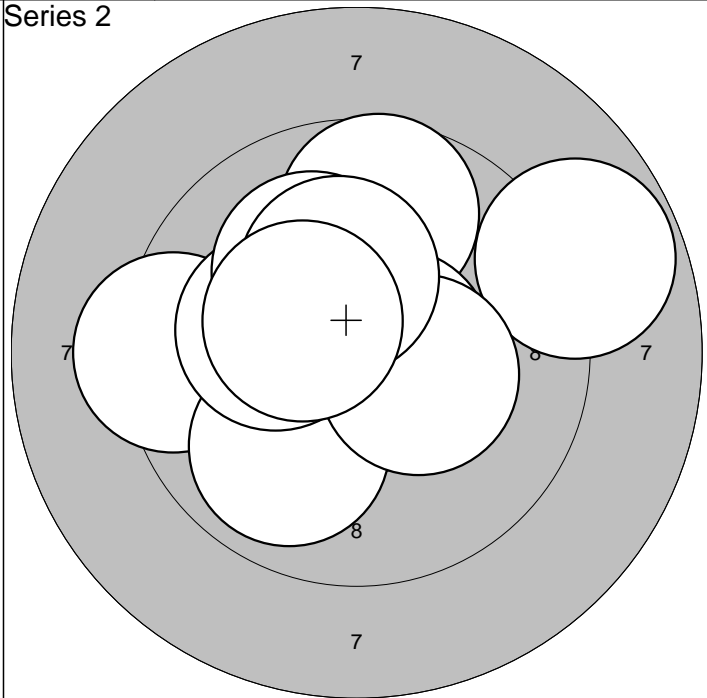
1:10.0 ↓	6:10.1 ↘	Series	97.0
2:10.5* ←	7: 9.8 ↖		
3: 9.8 ↓	8:10.3* ↓	Total	285.0
4:10.1 ↗	9: 9.6 ↓		
5:10.0 ←	10:10.1 ←		



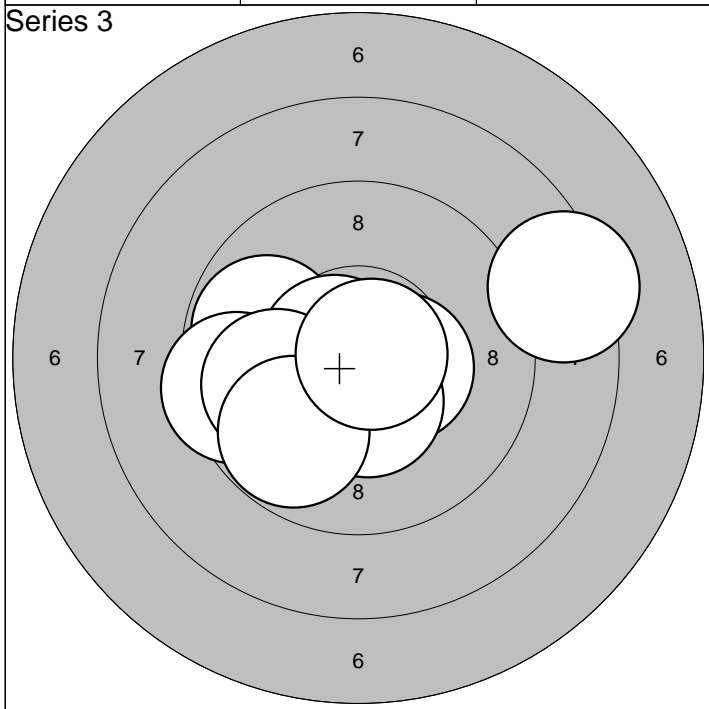
1:10.4* ↑	6: 9.1 ↓	Series	96.0
2:10.6* ↓	7: 9.8 ↖		
3: 9.8 ↖	8:10.8* ↘	Total	381.0
4:10.4* ↗	9: 9.9 ←		
5:10.6* →	10:10.7* ↑		



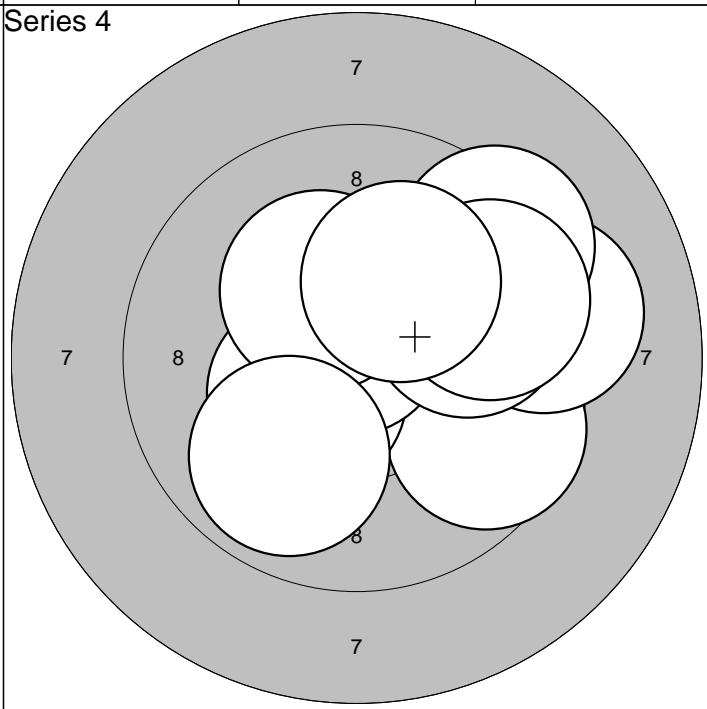
1: 9.6 ←	6: 9.4 ↙	Series 94.0
2: 9.5 ↙	7: 9.6 ←	
3: 9.8 →	8: 9.3 ↗	Total 94.0
4:10.3* ↗	9:10.5* ↗	
5:10.1 ↑	10:10.3* ↗	



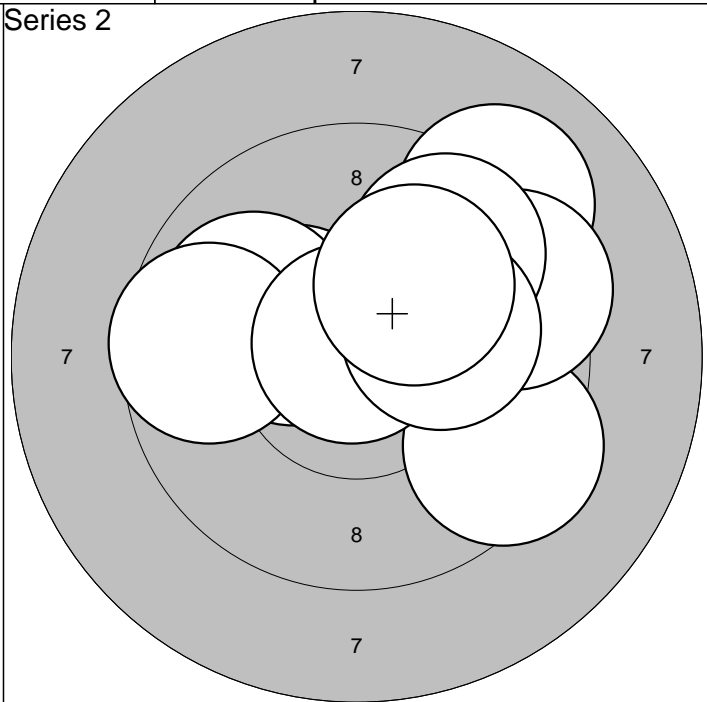
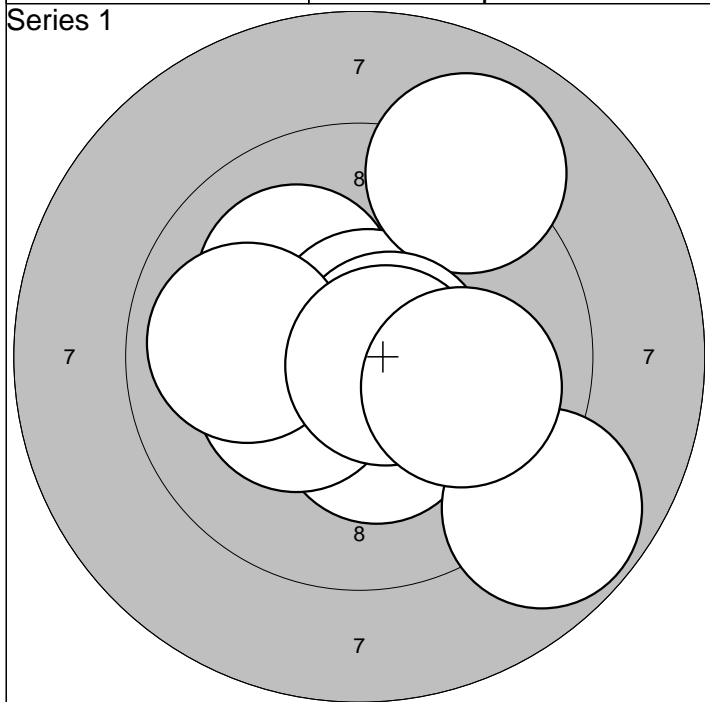
1: 9.7 ↑	6:10.2* ←	Series 95.0
2: 9.3 ←	7:10.4* →	
3:10.6* →	8:10.1 ↗	Total 189.0
4: 8.8 →	9:10.3* ↗	
5: 9.9 ↘	10:10.4* ↙	



1: 9.9 ↙	6:10.4* ↓	Series 93.0
2: 9.8 ←	7: 9.9 ←	
3:10.6* ←	8: 9.8 ↘	Total 282.0
4:10.5* →	9:10.8* →	
5: 9.5 ←	10: 8.4 →	

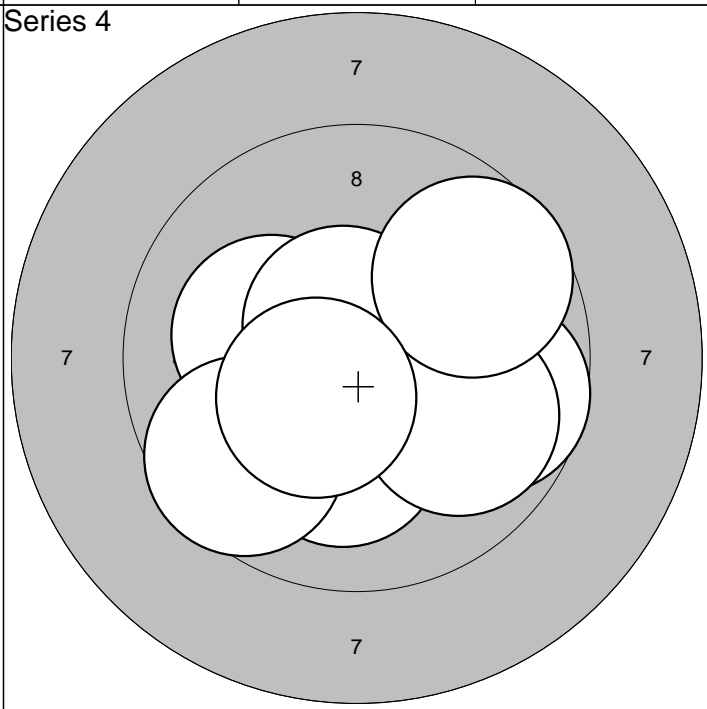
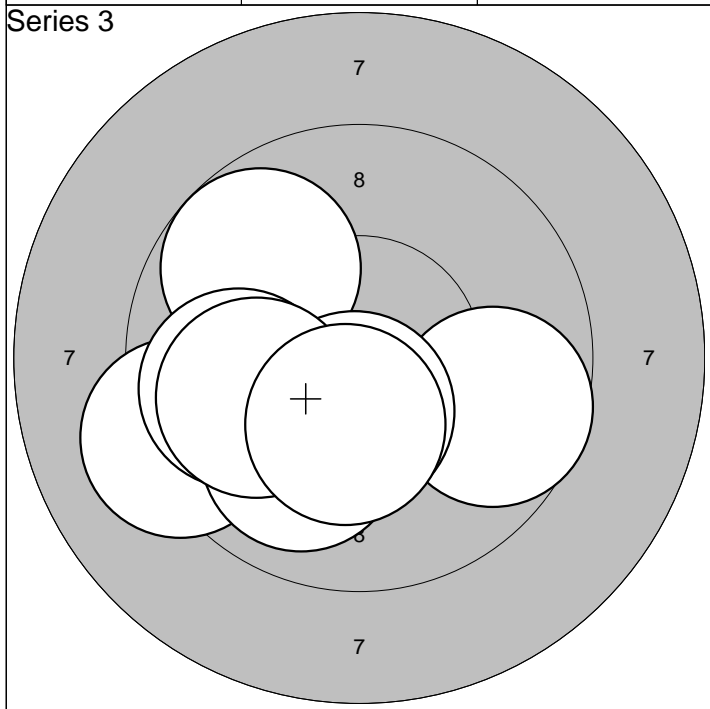


1: 9.6 →	6: 9.9 →	Series 94.0
2:10.4* ↙	7:10.3* ↗	
3: 9.2 →	8: 9.6 →	Total 376.0
4: 9.4 ↗	9:10.2* ↗	
5:10.7* ↗	10: 9.9 ↘	



1:10.3* ↓	6:10.7* →	<b>Series</b> 96.0
2:10.1 ↗	7: 9.9 ←	
3:10.3* ↙	8: 8.8 ↓	<b>Total</b> 96.0
4:10.7* ↑	9:10.7* →	
5: 9.1 ↗	10:10.0 →	

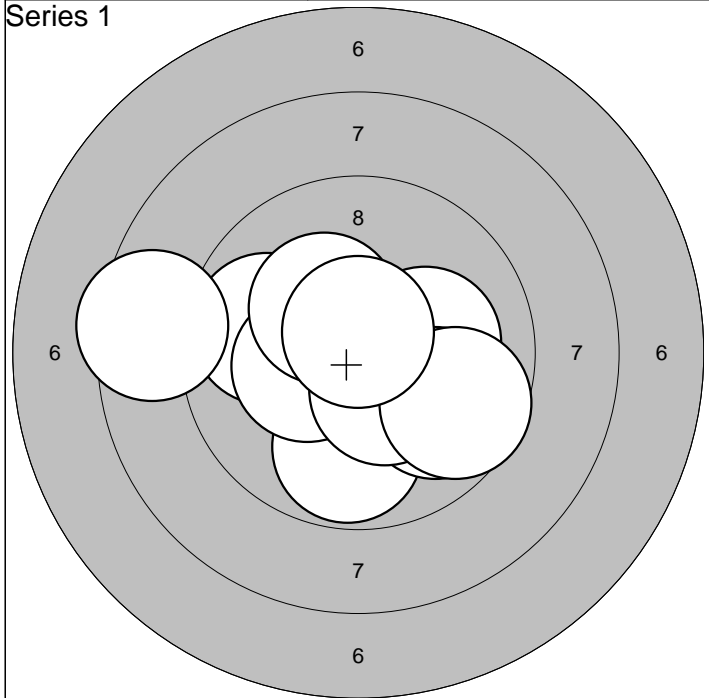
1: 9.4 →	6: 9.7 ↗	<b>Series</b> 94.0
2: 9.1 ↗	7: 9.6 ←	
3: 9.4 →	8:10.8* ↑	<b>Total</b> 190.0
4:10.3* ↙	9:10.2* →	
5: 9.9 ↙	10:10.1 ↗	



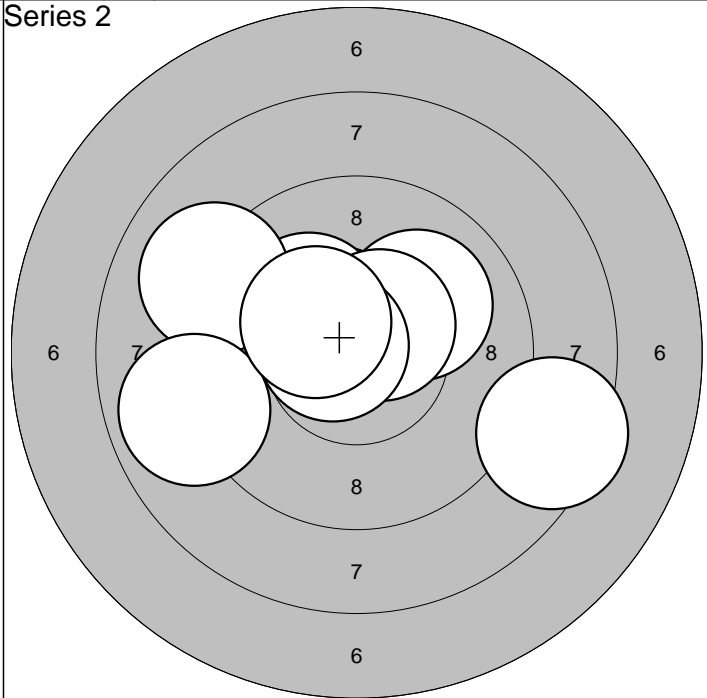
1:10.0 ↙	6:10.4* ↓	<b>Series</b> 96.0
2: 9.7 →	7: 9.8 ←	
3:10.5* ↓	8:10.0 ↓	<b>Total</b> 286.0
4: 9.8 ↗	9:10.0 ←	
5: 9.2 ↙	10:10.4* ↓	

1:10.1 ↙	6:10.6* ↗	<b>Series</b> 96.0
2:10.3* ↓	7: 9.9 →	
3:10.5* ↙	8: 9.7 ↗	<b>Total</b> 382.0
4:10.1 ↓	9: 9.6 ↙	
5: 9.7 →	10:10.4* ↙	

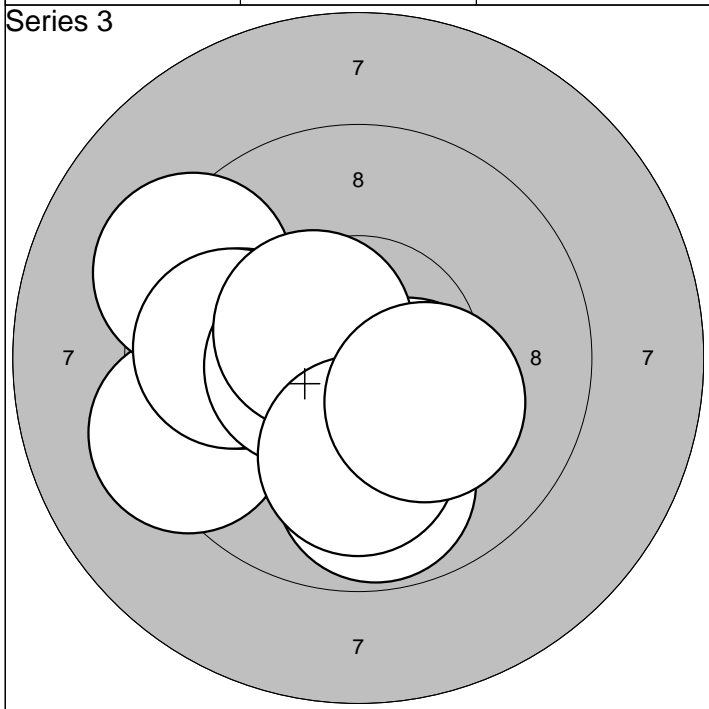




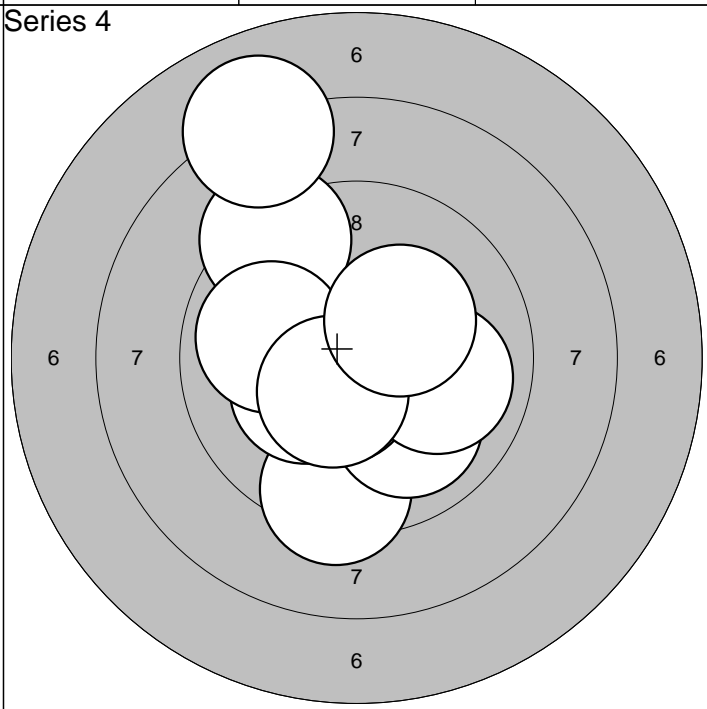
1: 9.8 ↙	6:10.3* ↗	<b>Series</b>	94.0
2:10.2* →	7: 8.5 ↙		
3: 9.8 ↓	8:10.4* ↓	<b>Total</b>	94.0
4: 9.9 ↘	9: 9.6 ↘		
5:10.3* ←	10:10.7* ↑		



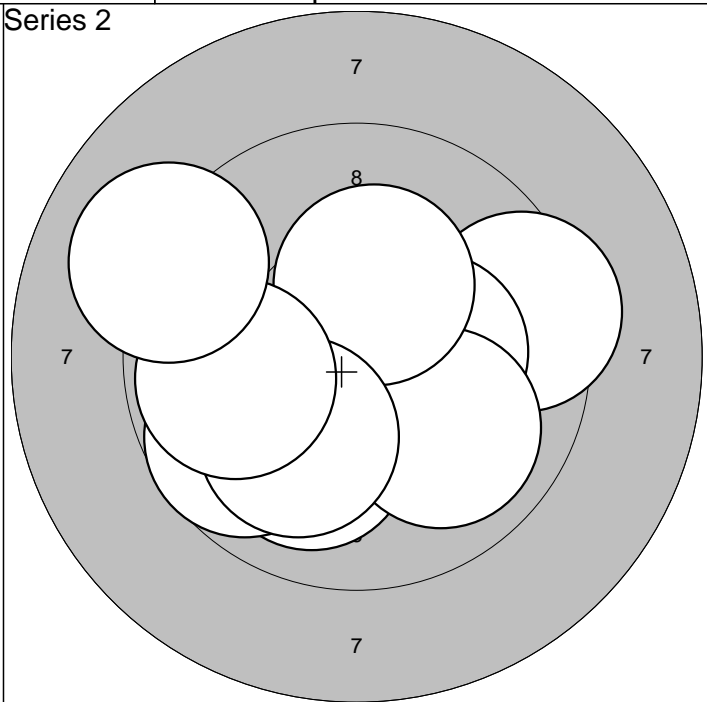
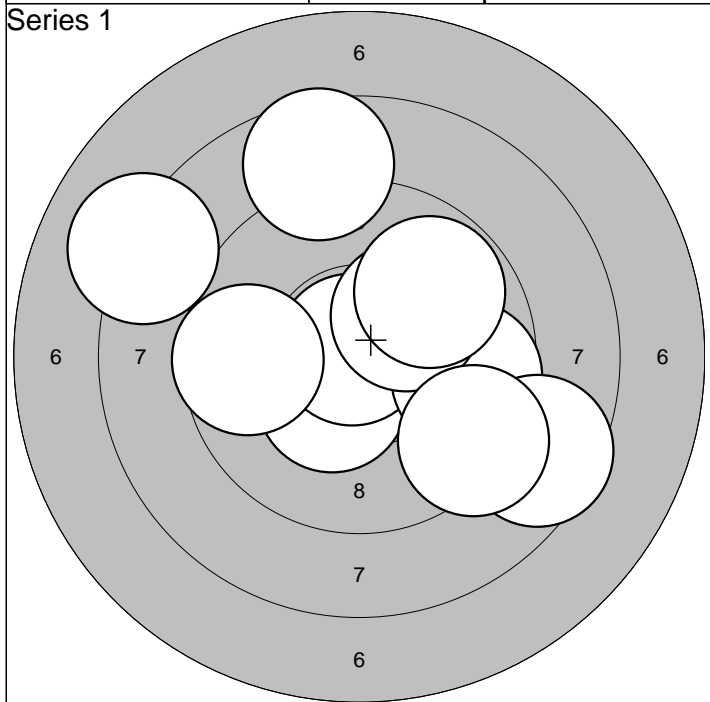
1: 8.4 →	6: 9.1 ↙	<b>Series</b>	95.0
2:10.5* ↗	7:10.5* ↗		
3:10.5* ↗	8:10.7* ↙	<b>Total</b>	189.0
4:10.0 ↗	9: 8.9 ↙		
5:10.2* ↗	10:10.3* ↗		



1: 9.3 ↙	6: 9.8 ↙	<b>Series</b>	95.0
2:10.4* ↘	7:10.5* ↙		
3: 9.8 ↓	8:10.5* ↗	<b>Total</b>	284.0
4: 9.3 ↗	9:10.1 ↓		
5: 9.9 ←	10:10.2* ↘		

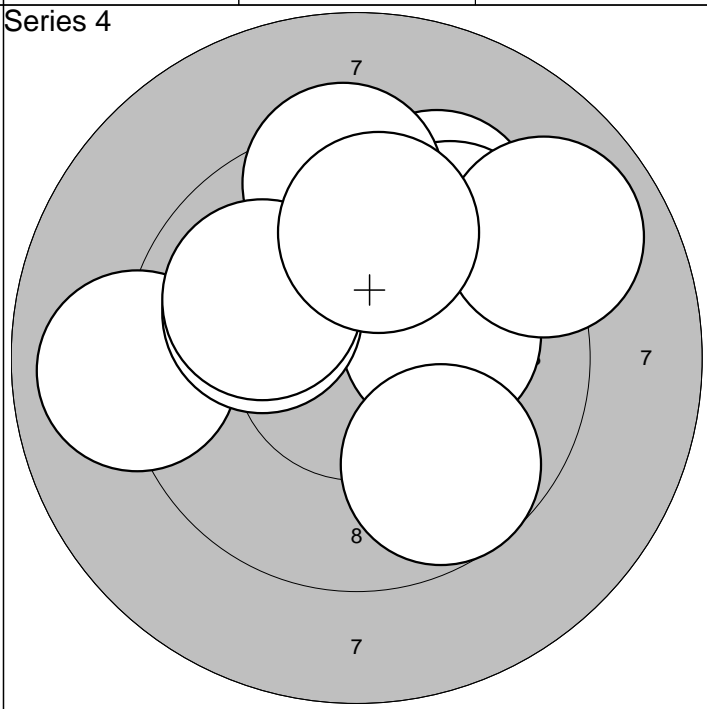
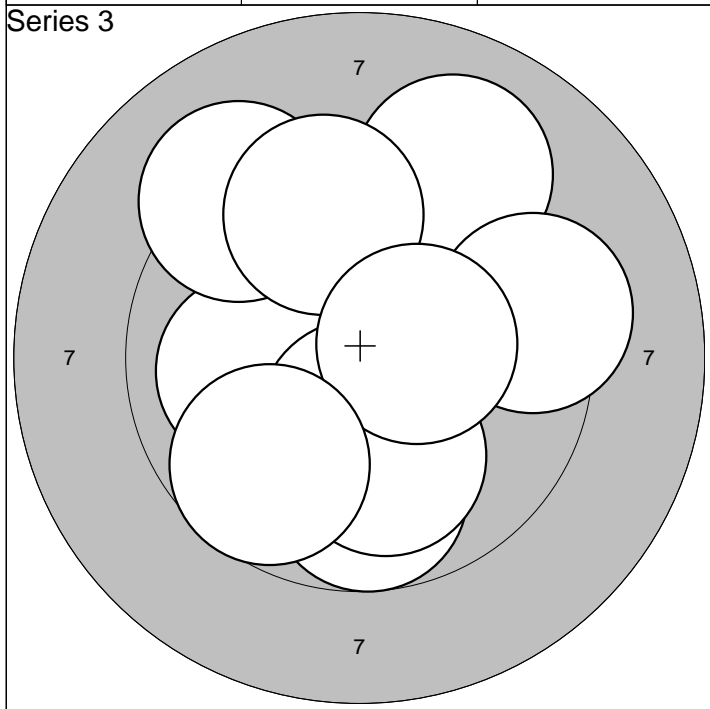


1: 9.4 ↓	6:10.3* ↙	<b>Series</b>	95.0
2:10.0 ↓	7: 9.9 ↙		
3:10.5* ↓	8:10.5* ↓	<b>Total</b>	379.0
4:10.0 →	9: 8.0 ↗		
5: 9.3 ↗	10:10.2* ↗		



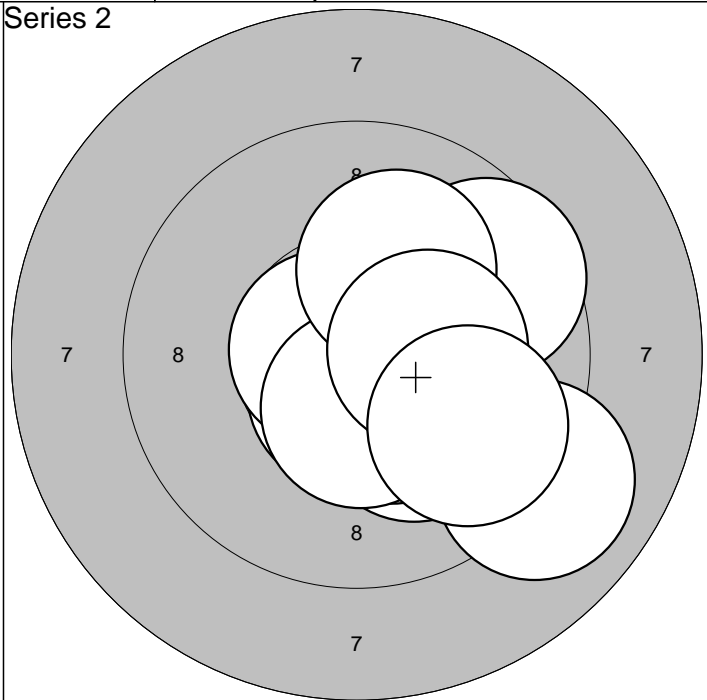
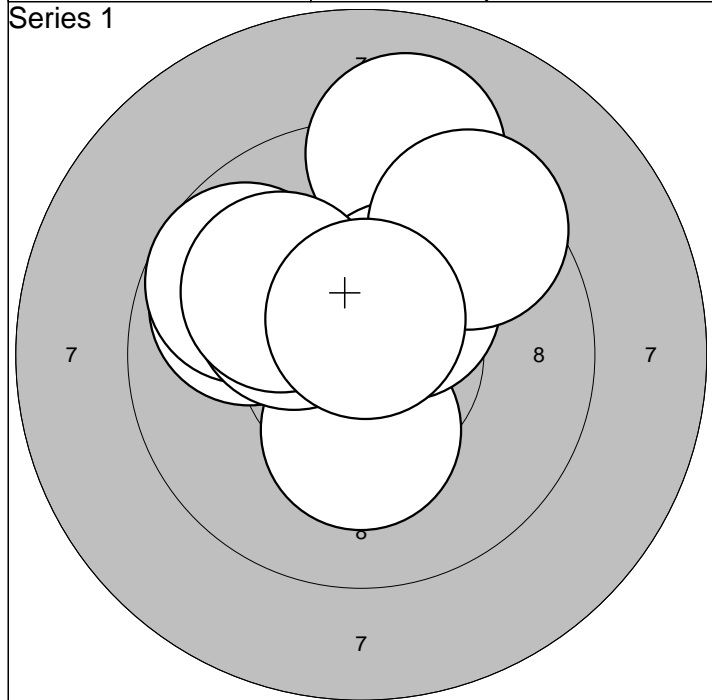
1:10.4* ↙	6: 8.6 ↑	<b>Series</b>	90.0
2:10.9* ↗	7:10.2* ↗		
3: 9.7 →	8: 9.6 ←	<b>Total</b>	90.0
4: 8.1 ↖	9: 9.8 ↗		
5: 8.6 ↘	10: 9.3 ↘		

1: 9.4 →	6:10.0 ↘	<b>Series</b>	96.0
2:10.7* ↘	7:10.3* ↑		
3:10.3* →	8:10.1 ↙	<b>Total</b>	186.0
4:10.0 ↙	9: 9.9 ←		
5: 9.7 ↙	10: 9.1 ↖		



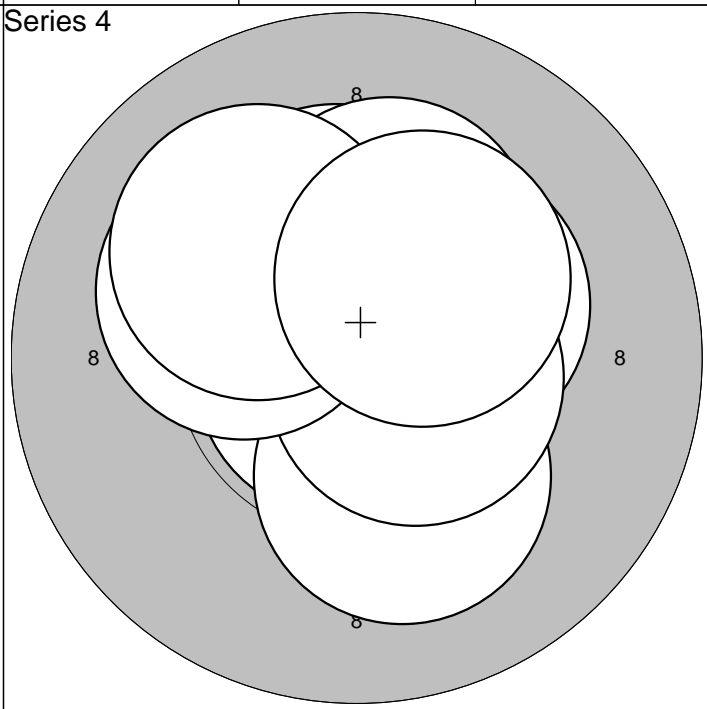
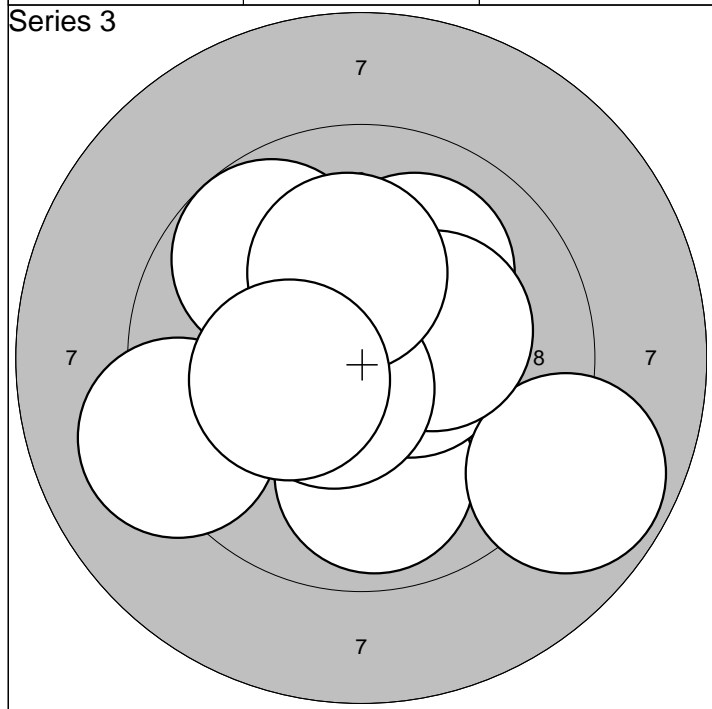
1:10.0 ←	6:10.4* ↓	<b>Series</b>	94.0
2: 9.1 ↗	7: 9.7 ↓		
3: 9.3 →	8:10.1 ↓	<b>Total</b>	280.0
4: 9.2 ↗	9:10.4* →		
5: 9.6 ↑	10: 9.7 ↙		

1: 9.4 ↗	6: 9.4 ↑	<b>Series</b>	93.0
2: 9.0 ←	7:10.0 ↖		
3: 9.6 ↗	8: 9.7 ↘	<b>Total</b>	373.0
4:10.2* →	9:10.0 ↖		
5: 9.0 ↗	10: 9.8 ↑		



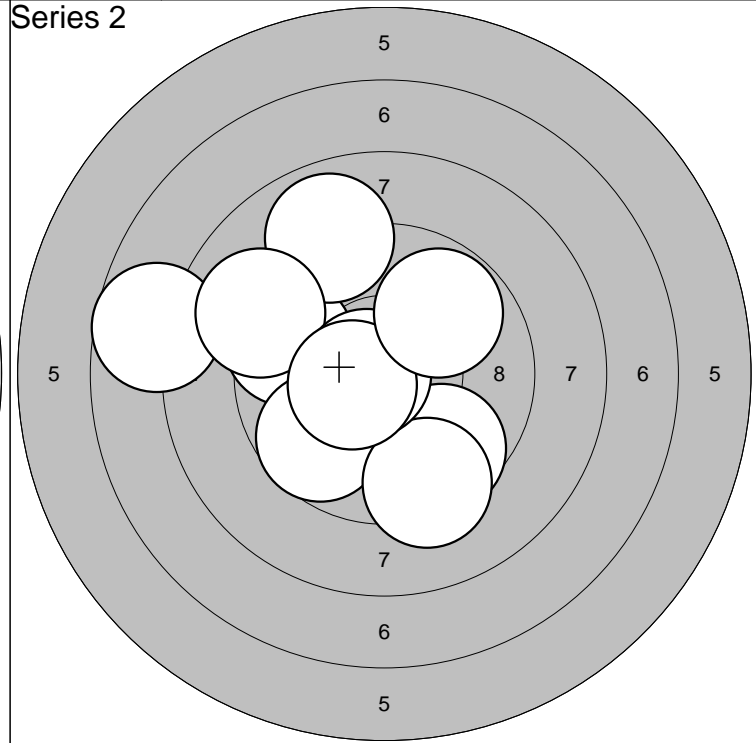
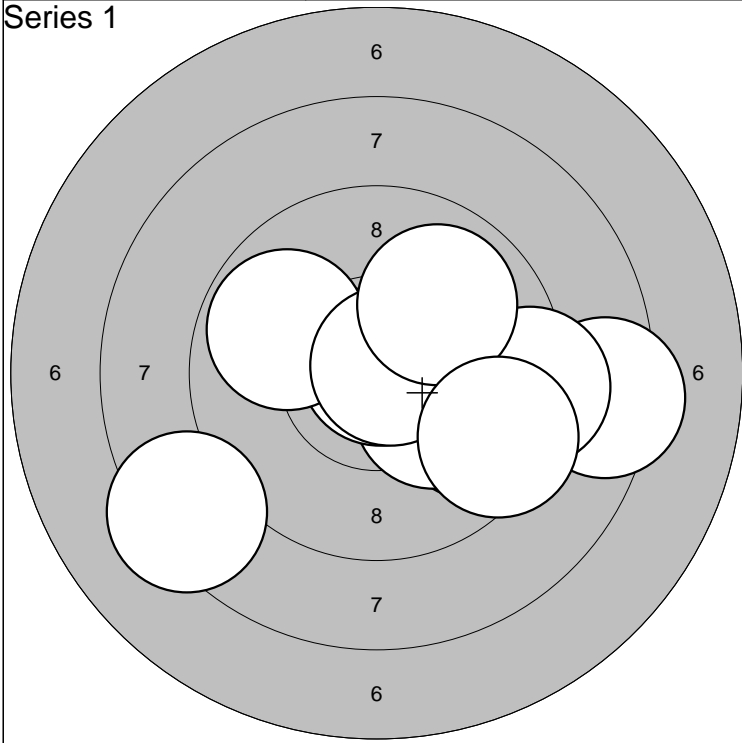
1: 9.9 ↙	6: 9.7 ↙	Series 96.0
2: 10.4* ↑	7: 10.2* ↙	
3: 9.1 ↑	8: 10.1 ↙	Total 96.0
4: 10.3* ↓	9: 9.5 ↗	
5: 10.3* ↗	10: 10.6* ↑	

1: 9.6 ↗	6: 10.4* ↓	Series 97.0
2: 9.0 ↘	7: 10.5* ↓	
3: 10.2* ↓	8: 10.1 ↑	Total 193.0
4: 10.6* ↓	9: 10.3* →	
5: 10.7* ←	10: 9.8 ↓	



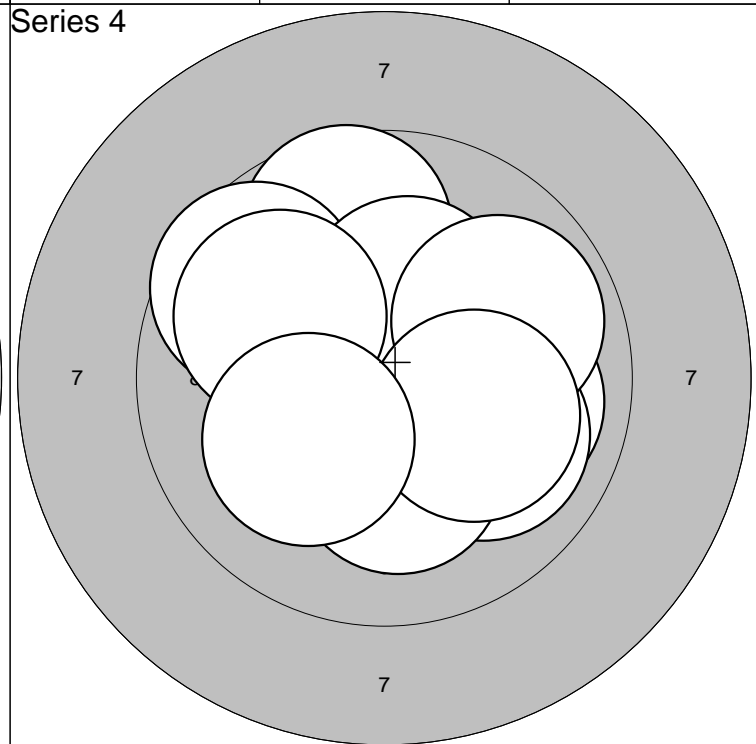
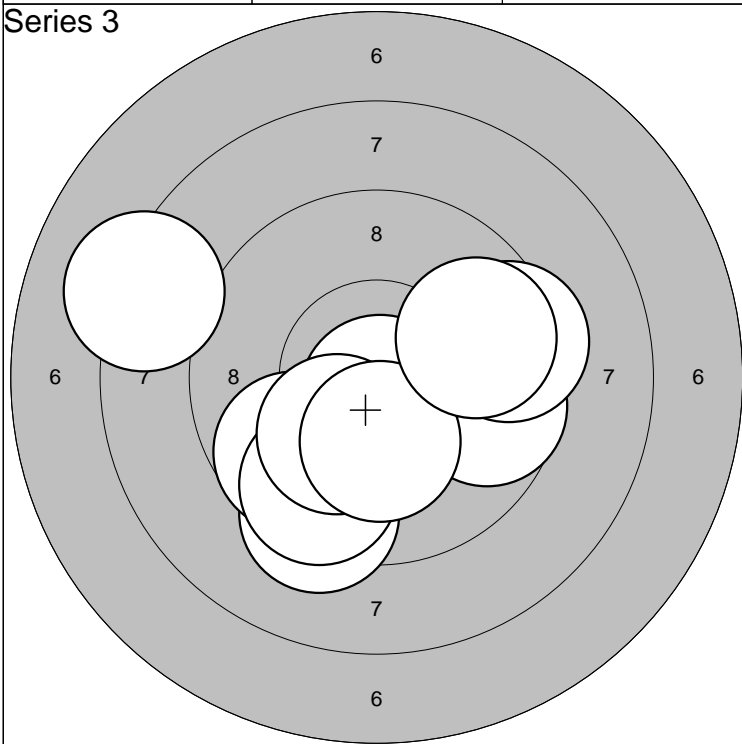
1: 9.2 ↙	6: 9.8 ↖	Series 95.0
2: 9.9 ↓	7: 10.3* →	
3: 10.5* →	8: 10.6* ↓	Total 288.0
4: 8.8 ↘	9: 10.2* ↑	
5: 10.1 ↗	10: 10.3* ←	

1: 10.4* ↗	6: 10.6* →	Series 100.0
2: 10.9* ↓	7: 10.1 ↖	
3: 10.8* ↙	8: 10.3* ↑	Total 388.0
4: 10.2* ↓	9: 10.1 ↖	
5: 10.3* ↑	10: 10.3* ↗	



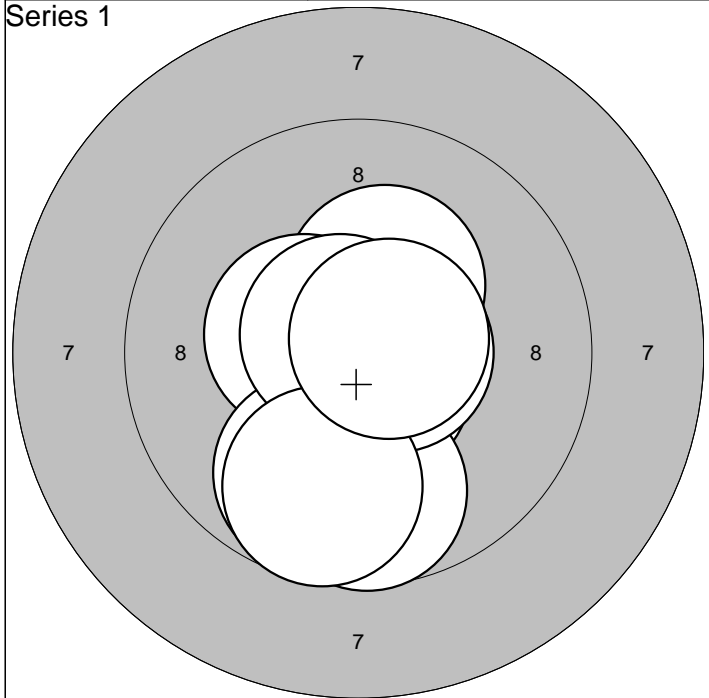
1: 8.4 →	6: 10.9* ↗	Series	91.0
2: 9.7 ↘	7: 9.8 ↖		
3: 9.2 →	8: 10.7* ↗	Total	91.0
4: 10.2* ↘	9: 9.9 ↗		
5: 8.3 ↖	10: 9.4 ↘		

1: 9.6 ↖	6: 9.0 ↖	Series	89.0
2: 9.7 ↘	7: 9.3 ↘		
3: 7.7 ↖	8: 10.7* ↖	Total	180.0
4: 8.9 ↗	9: 10.5* ↖		
5: 9.7 ↘	10: 9.8 ↗		

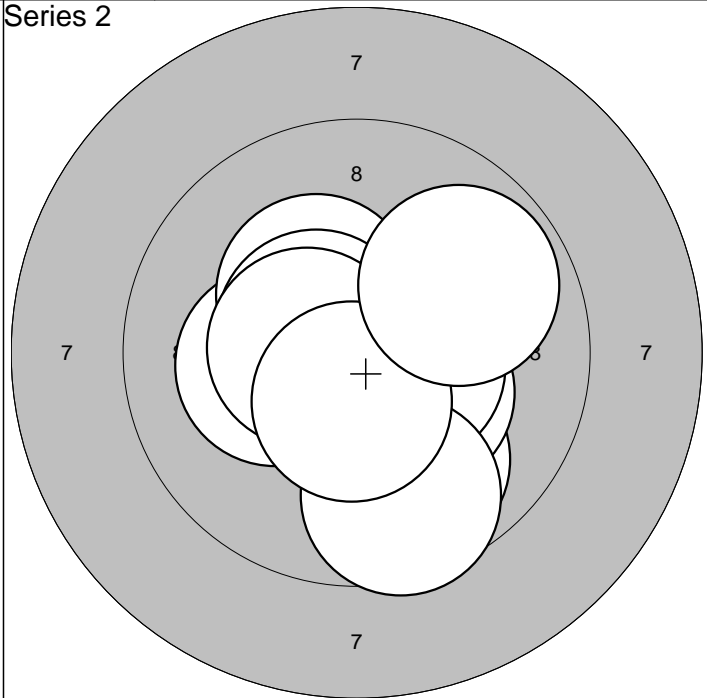


1: 8.2 ↖	6: 9.6 ↘	Series	92.0
2: 9.7 →	7: 9.4 →		
3: 9.3 ↘	8: 10.2* ↘	Total	272.0
4: 10.8* ↘	9: 10.2* ↘		
5: 9.7 ↖	10: 9.7 →		

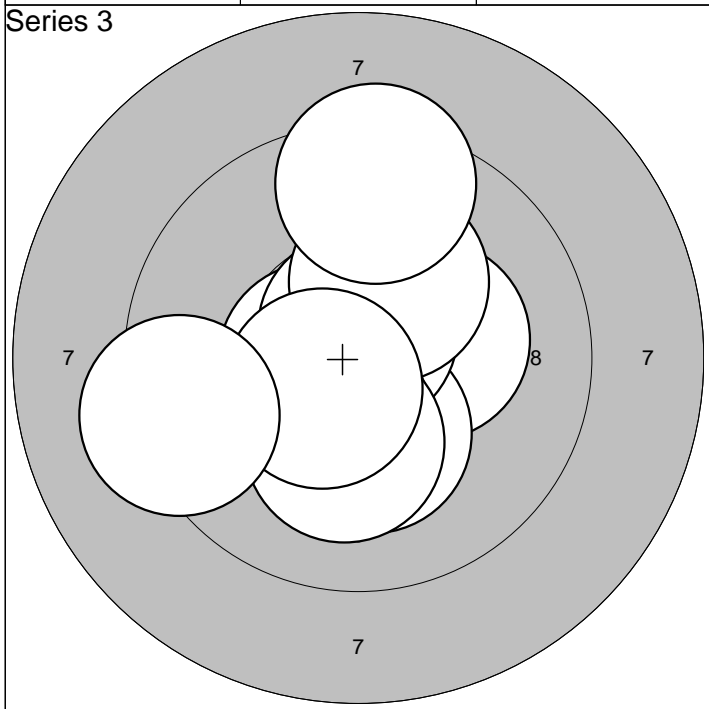
1: 10.0 →	6: 9.9 ↗	Series	96.0
2: 9.7 ↗	7: 9.9 ↖		
3: 9.6 ↖	8: 10.2* ↘	Total	368.0
4: 10.3* ↗	9: 10.1 →		
5: 10.0 ↘	10: 10.1 ↖		



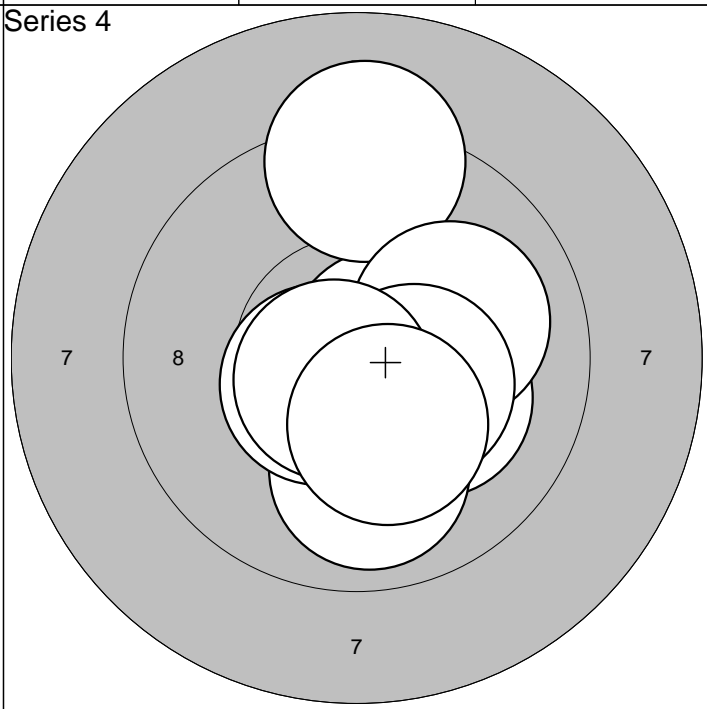
1:10.8* ↘	6:10.4* ←	<b>Series</b>	97.0
2:10.7* ↘	7: 9.8 ↘		
3:10.3* ↗	8:10.7* ↖	<b>Total</b>	97.0
4: 9.7 ↘	9: 9.7 ↘		
5:10.6* →	10:10.7* ↗		



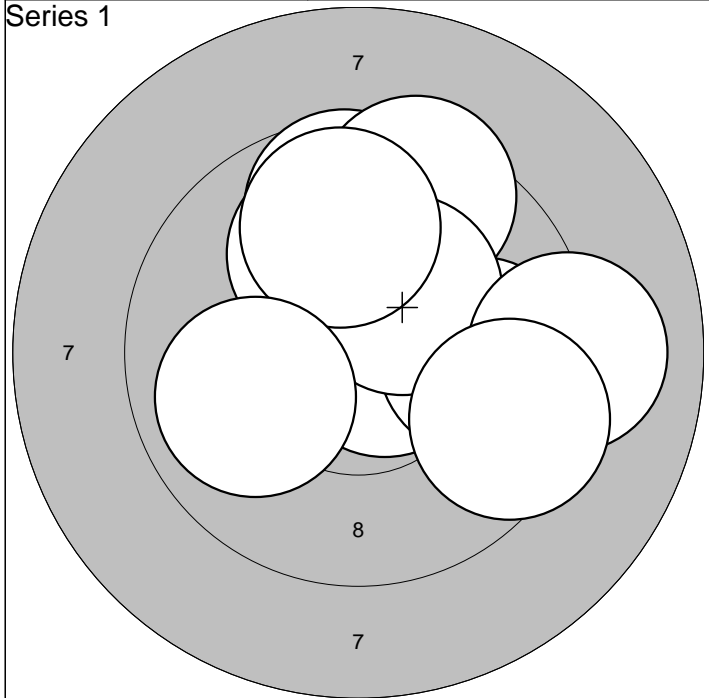
1: 9.9 ↘	6:10.3* ↗	<b>Series</b>	97.0
2:10.3* ↘	7:10.5* ↖		
3:10.5* →	8:10.5* ←	<b>Total</b>	194.0
4: 9.6 ↘	9:10.5* ↘		
5:10.2* ←	10: 9.8 ↗		



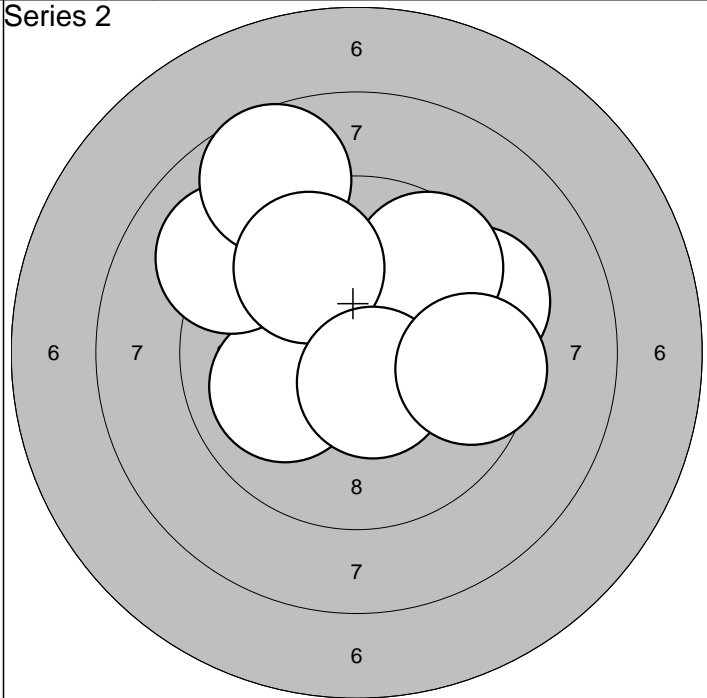
1:10.3* →	6:10.3* ↘	<b>Series</b>	98.0
2:10.6* ←	7:10.2* ↘		
3:10.3* ↘	8:10.5* ↖	<b>Total</b>	292.0
4:10.7* ↑	9: 9.3 ←		
5:10.2* ↗	10: 9.4 ↑		



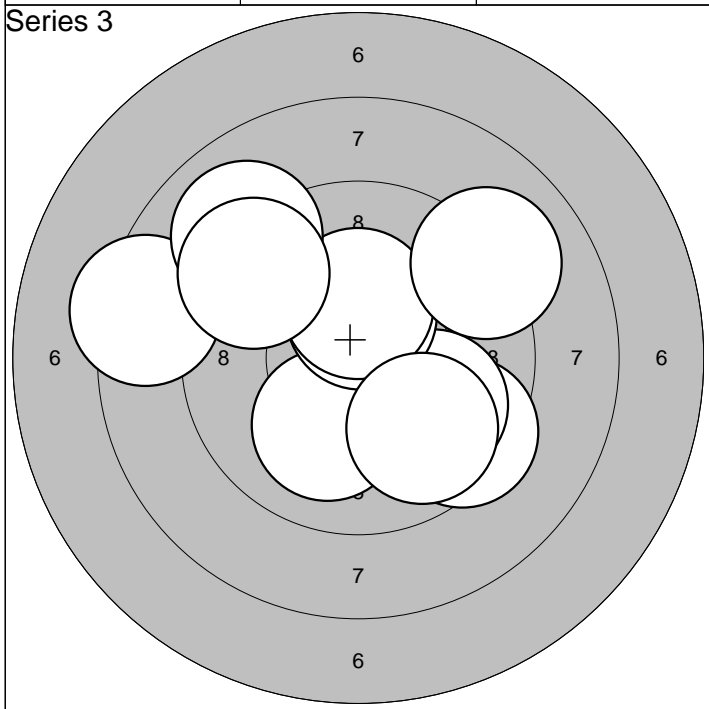
1:10.6* →	6:10.0 →	<b>Series</b>	98.0
2:10.7* →	7:10.4* →		
3: 9.2 ↑	8:10.6* ↖	<b>Total</b>	390.0
4:10.2* →	9:10.7* ↖		
5: 9.9 ↘	10:10.3* ↘		



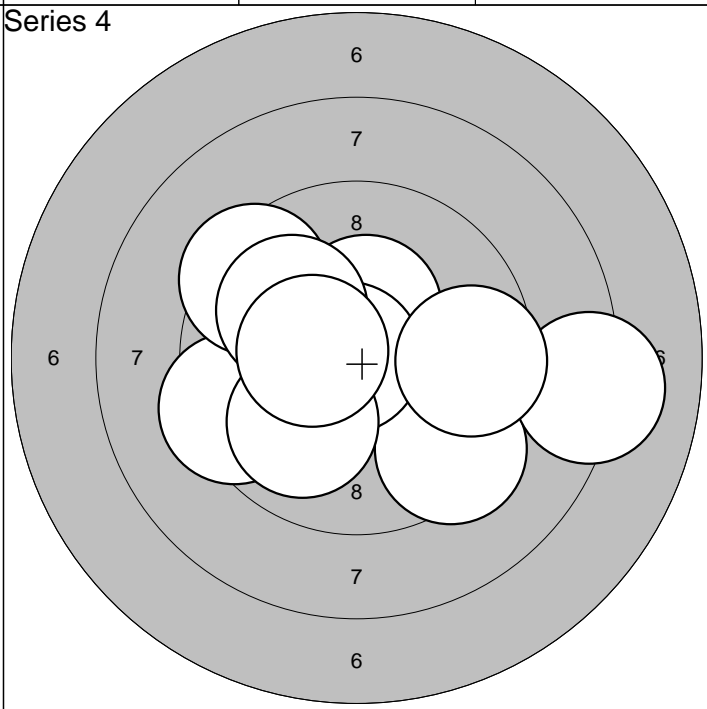
1: 9.7    ↑	6:10.3*   ↗	Series    93.0
2:10.7*   →	7: 9.8    ↑	
3: 9.4    ↑	8: 9.1    →	Total       93.0
4: 9.9    →	9: 9.4    →	
5:10.0    ↑	10: 9.9   ←	



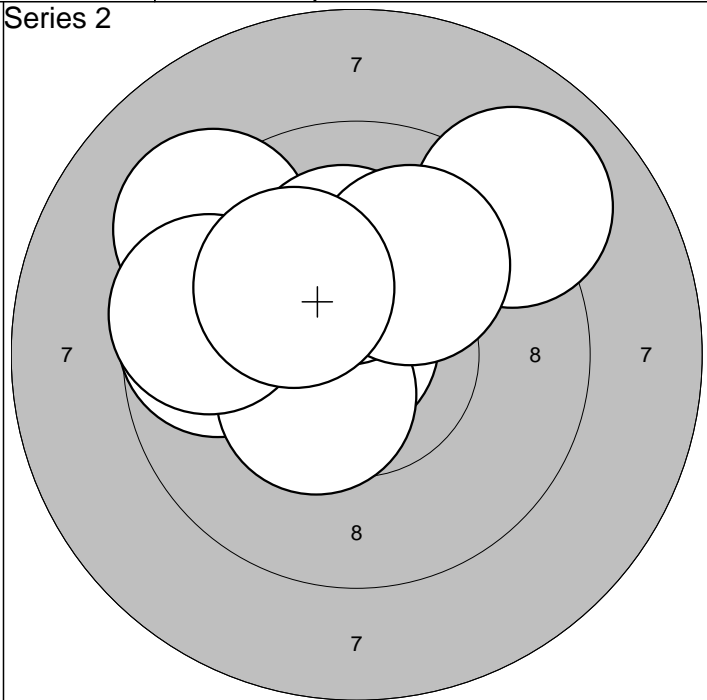
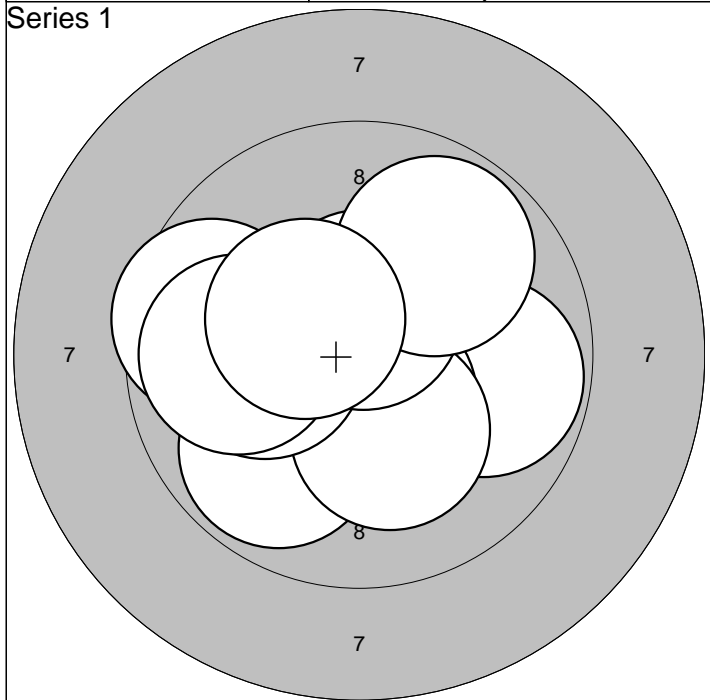
1: 9.4    ↗	6: 9.7    ↗	Series    92.0
2:10.5*   →	7: 8.7    ↗	
3: 9.5    ↗	8: 9.8    ↗	Total       185.0
4:10.0    ↙	9:10.5*   ↘	
5: 9.1    ↗	10: 9.6   →	



1:10.1    ↘	6: 9.8    ↘	Series    92.0
2: 9.4    ↘	7: 8.4    ←	
3: 9.9    ↘	8: 9.0    ↗	Total       277.0
4:10.4*   ↑	9: 9.1    ↗	
5:10.3*   ↑	10: 9.4   ↗	

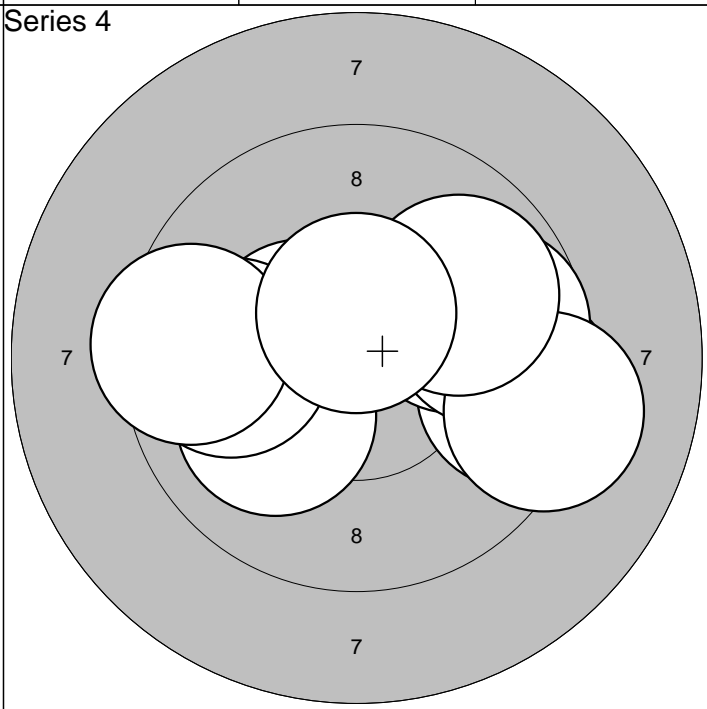
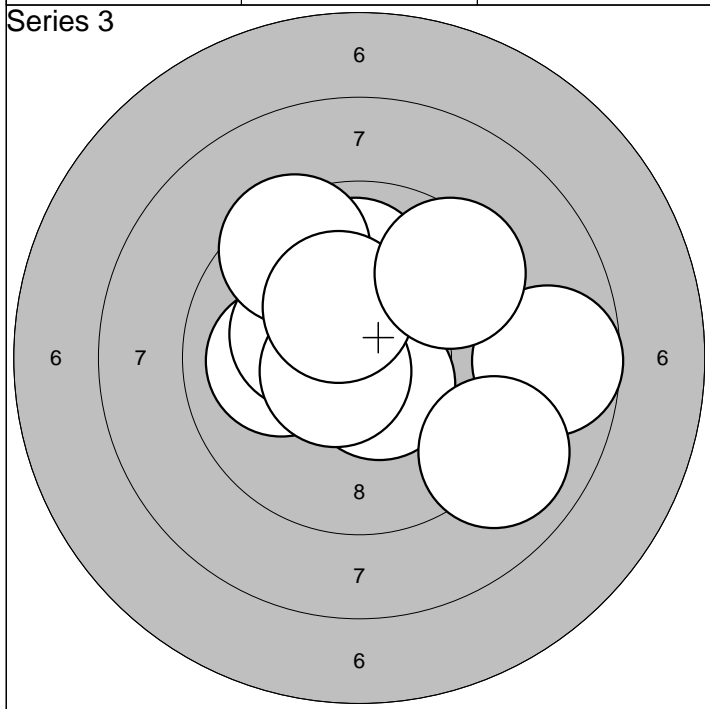


1: 9.4    ↘	6: 9.4    ↗	Series    94.0
2: 8.2    →	7: 9.6    →	
3:10.4*   ↑	8:10.0   ↗	Total       371.0
4:10.8*   ←	9:10.0   ↘	
5: 9.4    ←	10:10.4*   ←	



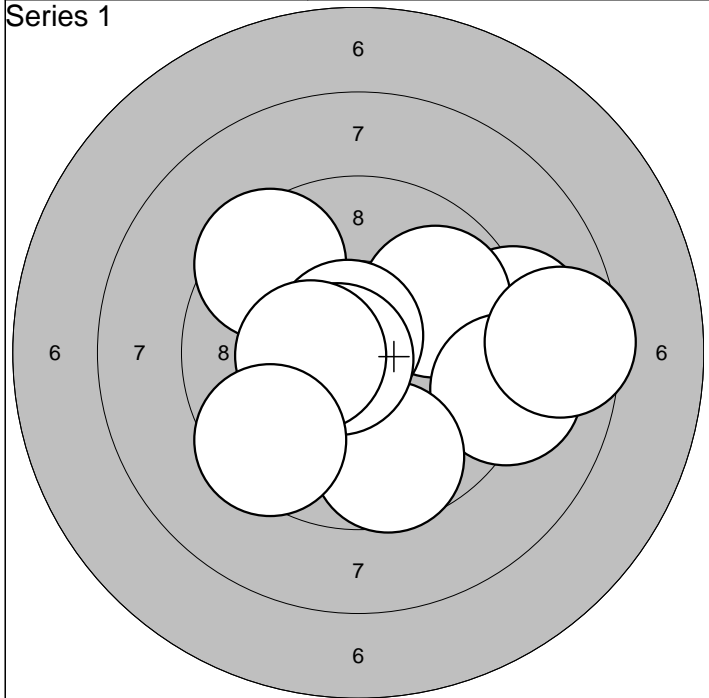
1: 9.8 →	6:10.1 ←	<b>Series</b>	95.0
2: 9.8 ↘	7: 9.9 ←		
3:10.5* ↘	8:10.6* ↑	<b>Total</b>	95.0
4: 9.6 ←	9: 9.9 ↗		
5:10.2* ↘	10:10.4* ↖		

1: 9.0 ↗	6: 9.3 ↖	<b>Series</b>	96.0
2:10.5* ←	7:10.1 ↑		
3: 9.7 ←	8:10.0 ↗	<b>Total</b>	191.0
4:10.7* ↖	9: 9.6 ←		
5:10.5* ↘	10:10.1 ↖		

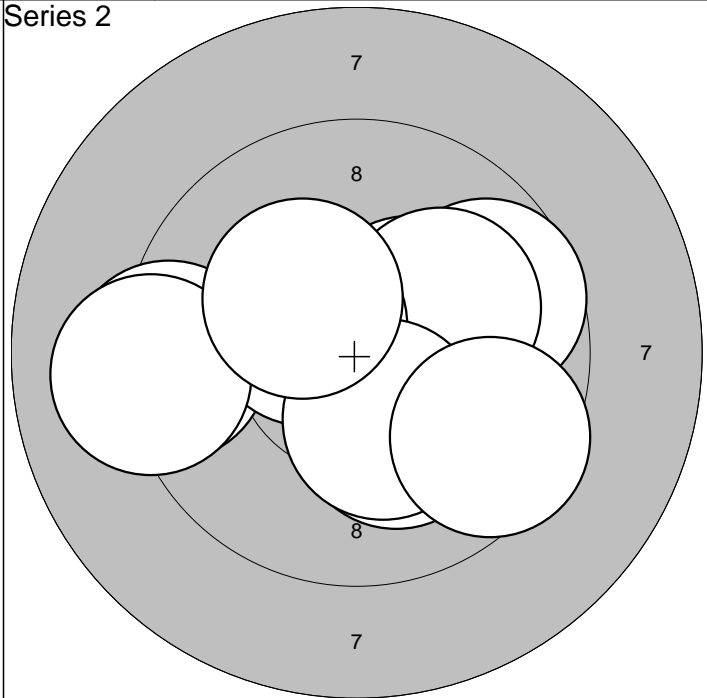


1: 8.7 →	6:10.6* ←	<b>Series</b>	94.0
2:10.0 ←	7: 9.0 ↘		
3:10.5* ↘	8: 9.5 ↗	<b>Total</b>	285.0
4: 9.9 ↑	9:10.3* ↑		
5:10.2* ←	10: 9.5 ↗		

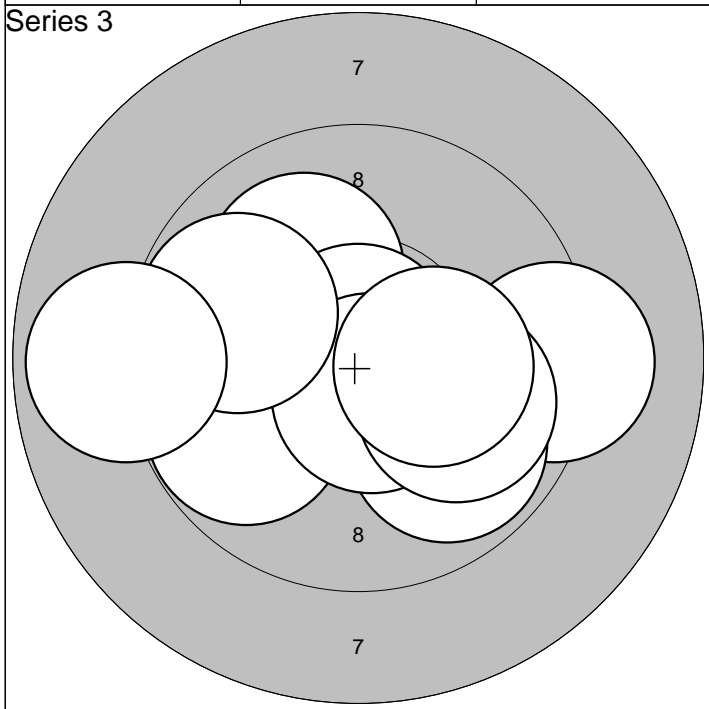
1:10.5* ←	6: 9.2 →	<b>Series</b>	94.0
2: 9.5 →	7: 9.8 ←		
3:10.1 ←	8: 9.9 ↗	<b>Total</b>	379.0
4:10.0 →	9: 9.5 ←		
5: 9.7 →	10:10.5* ↑		



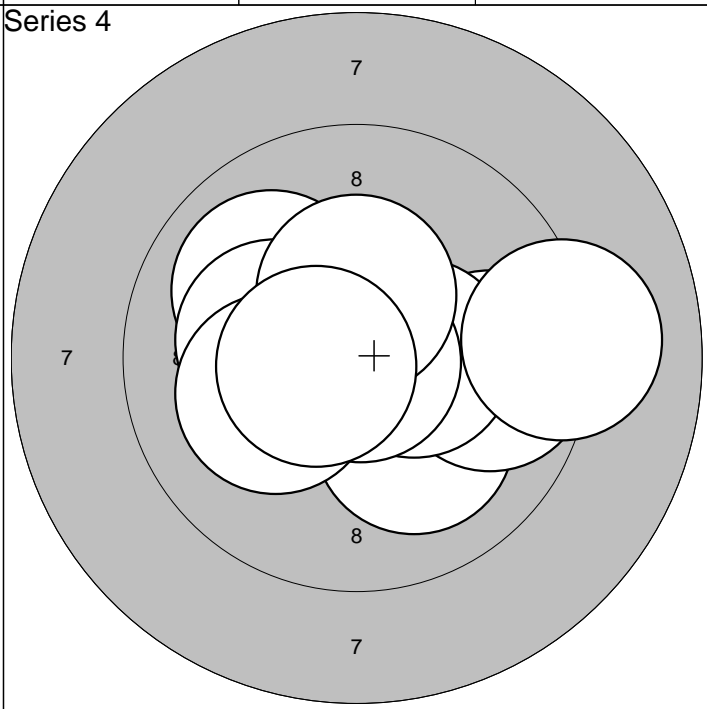
1: 9.1 →	6: 9.6 ↓	<b>Series</b>	92.0
2: 9.5 ↗	7: 10.7* ←		
3: 9.8 ↗	8: 10.4* ←	<b>Total</b>	92.0
4: 10.7* ↗	9: 9.5 ↓		
5: 9.1 →	10: 8.5 →		



1: 10.4* ↗	6: 10.4* ↖	<b>Series</b>	96.0
2: 10.2* ↓	7: 10.3* ↓		
3: 9.7 →	8: 9.1 ←	<b>Total</b>	188.0
4: 9.3 ←	9: 9.5 ↓		
5: 10.1 →	10: 10.3* ↗		



1: 10.1 ↗	6: 10.6* ↓	<b>Series</b>	94.0
2: 9.2 →	7: 9.8 ←		
3: 9.8 ↓	8: 10.0 →	<b>Total</b>	282.0
4: 9.8 ←	9: 10.3* →		
5: 10.8* ↑	10: 8.9 ←		



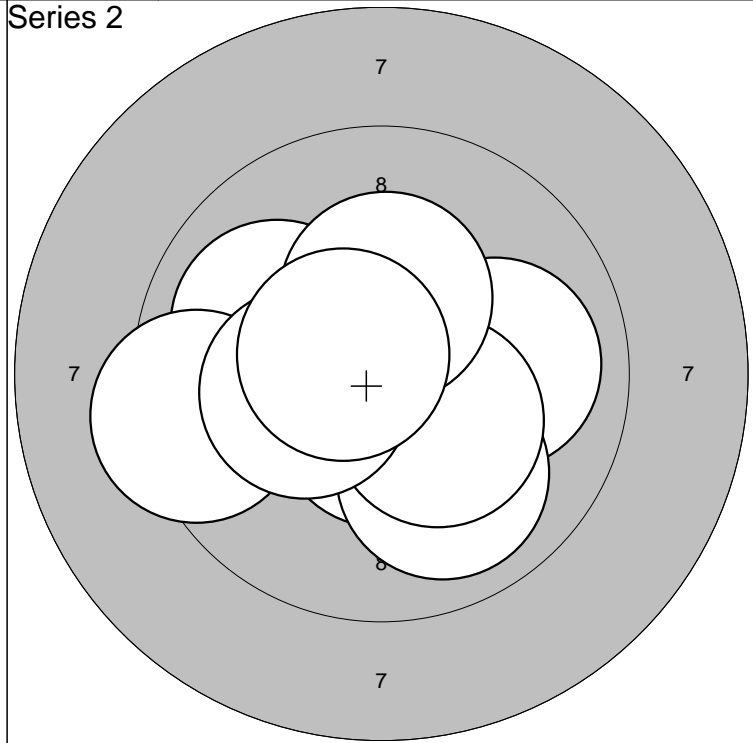
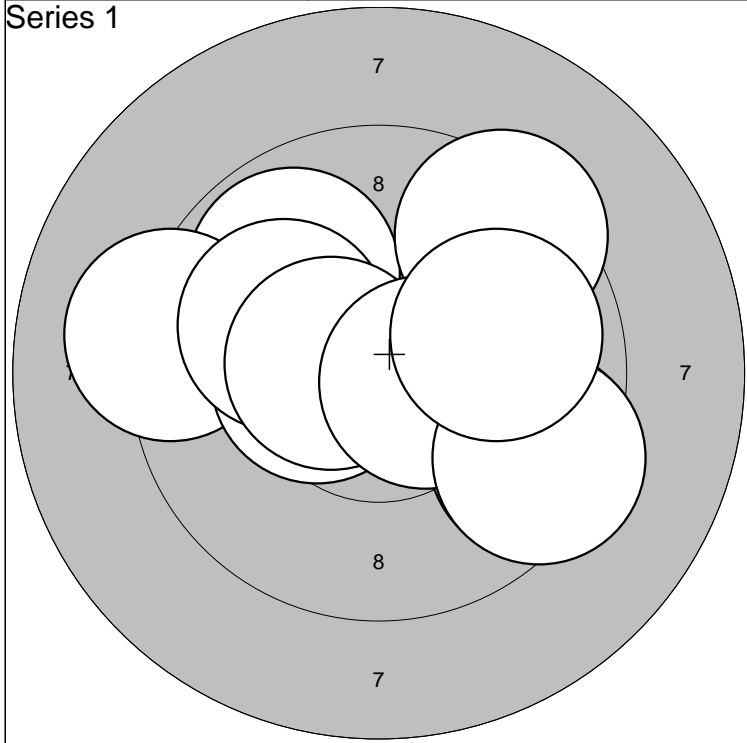
1: 10.1 ↓	6: 9.1 →	<b>Series</b>	98.0
2: 10.0 ↗	7: 10.2* ←		
3: 9.7 →	8: 10.4* ↑	<b>Total</b>	380.0
4: 10.4* →	9: 10.2* ←		
5: 10.9* ↓	10: 10.6* ←		



<b>Relay</b> <b>6</b>	<b>Lane</b> <b>41</b>	<b>Julia A Bakken</b>
--------------------------	--------------------------	-----------------------

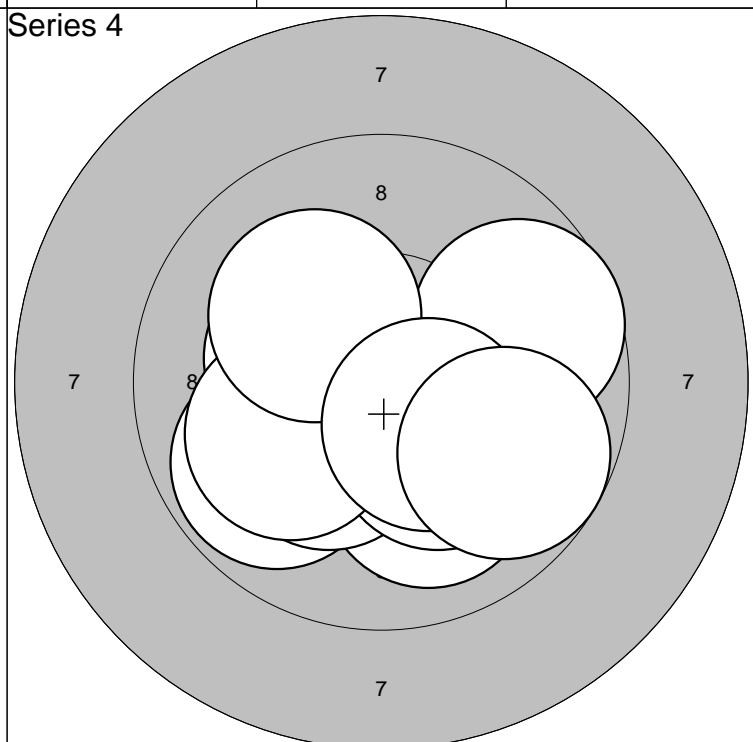
Day 3, Rifle	NTG Kongsvinger	ARJW
--------------	-----------------	------

3-6.1.2010	Swedish Cup 2010	Swedishcup 10
------------	------------------	---------------



1: 9.8 ↗	6: 9.5 ↘	<b>Series</b>	94.0
2: 9.2 ←	7:10.6* ←		
3:10.4* ←	8:10.6* →	<b>Total</b>	94.0
4:10.0 ↖	9: 9.4 →		
5: 9.4 ↗	10: 9.9 →		

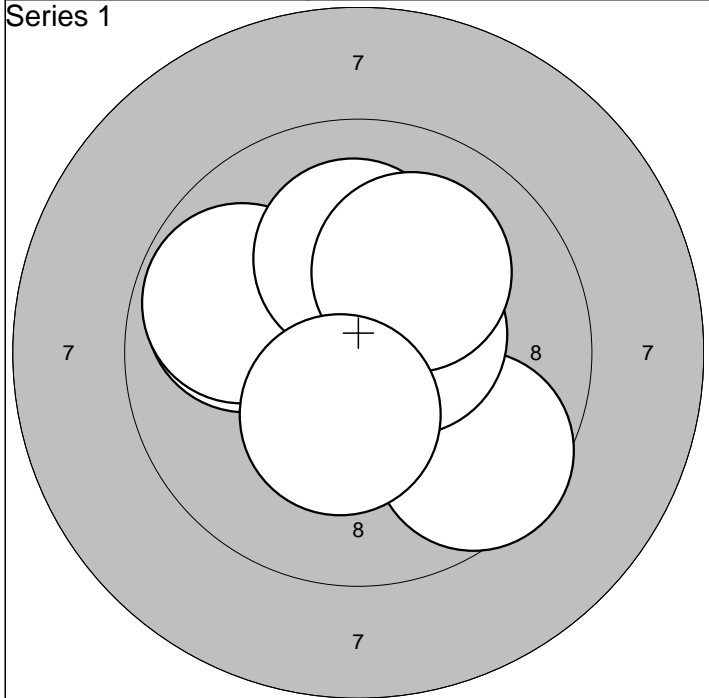
1:10.7* ↓	6:10.0 ↓	<b>Series</b>	99.0
2:10.0 ↖	7:10.3* ↓		
3: 9.3 ←	8:10.3* ←	<b>Total</b>	193.0
4:10.5* ↓	9:10.3* ↑		
5:10.0 →	10:10.6* ↖		



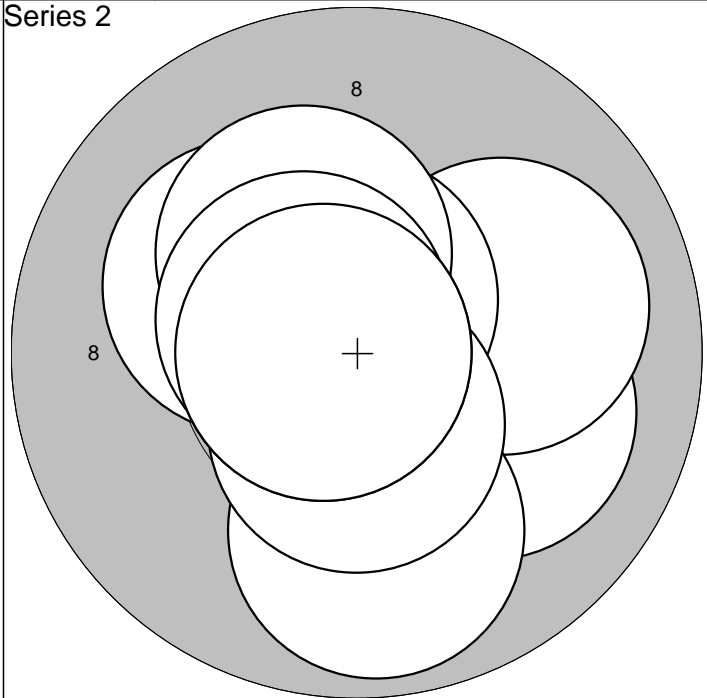
1:10.6* ↗	6:10.2* →	<b>Series</b>	98.0
2: 9.9 ↓	7:10.6* ←		
3:10.7* →	8:10.5* ↓	<b>Total</b>	291.0
4:10.6* ←	9:10.4* ↓		
5: 9.8 ←	10:10.8* →		

1: 9.7 →	6:10.3* ←	<b>Series</b>	97.0
2:10.0 ↓	7:10.1 ←		
3: 9.9 ←	8:10.2* ↗	<b>Total</b>	388.0
4:10.2* ↓	9:10.4* ↓		
5:10.2* ↓	10: 9.8 ↓		

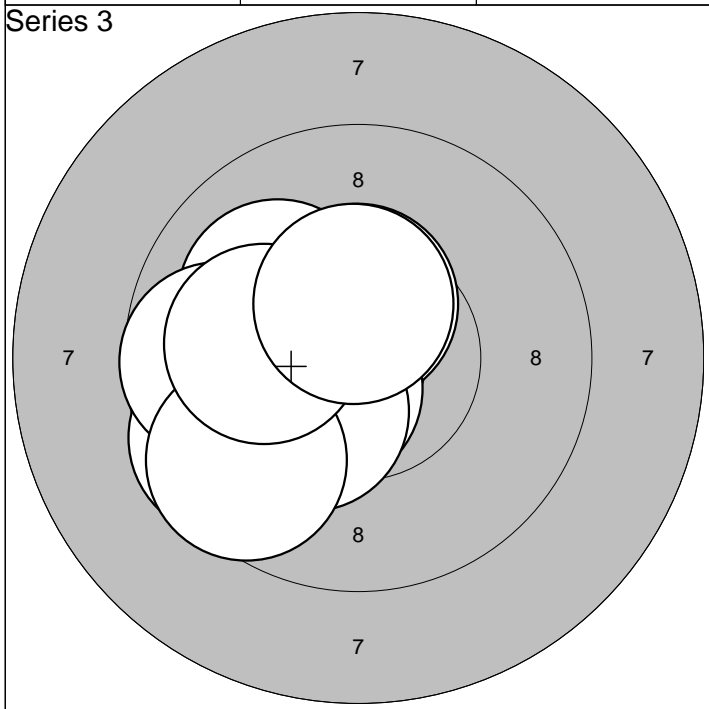
Edman Precision, Morini, Interprodukter	Sävsjö kommun, Sävsjö Skytte Center
---	-------------------------------------



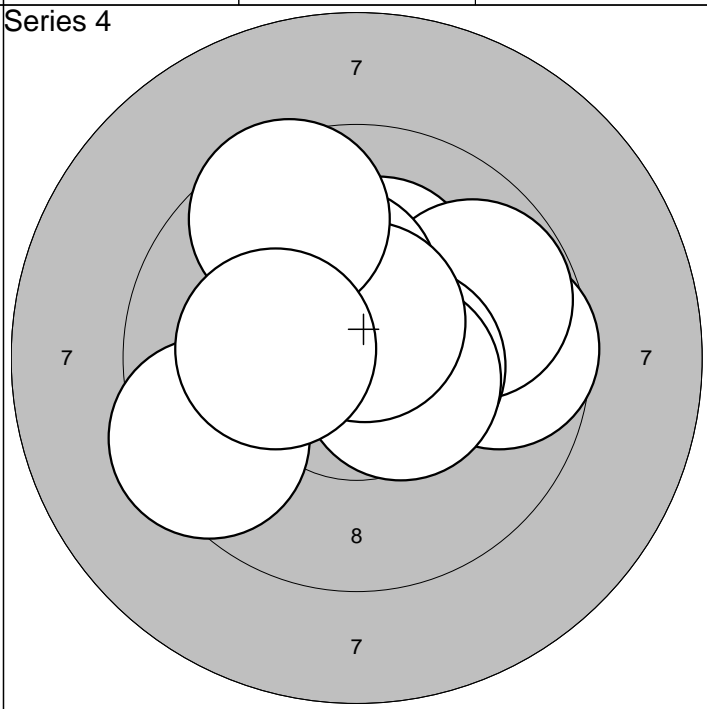
1: 9.9 ↙	6: 9.8 ↙	<b>Series</b>	97.0
2: 9.6 ↘	7:10.5* →		
3:10.4* ↗	8:10.1 ↑	<b>Total</b>	97.0
4:10.9* ↑	9:10.1 ↗		
5:10.7* ↑	10:10.4* ↓		



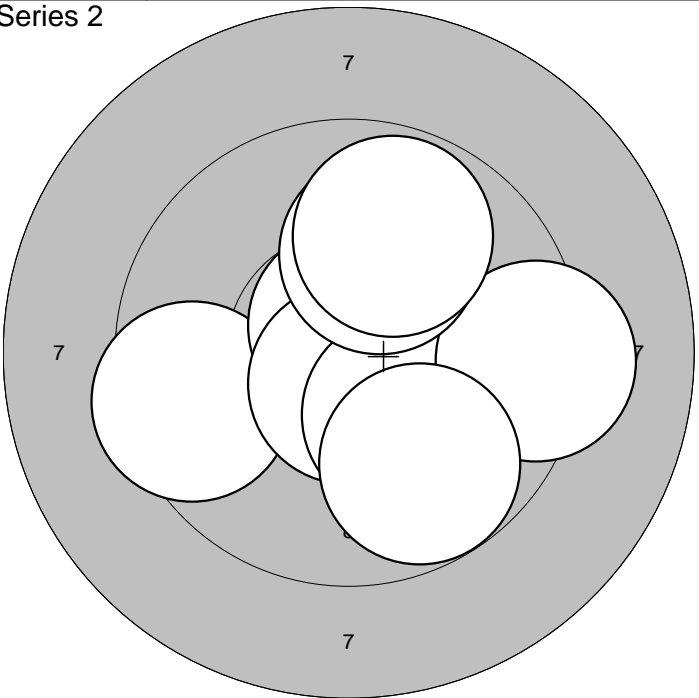
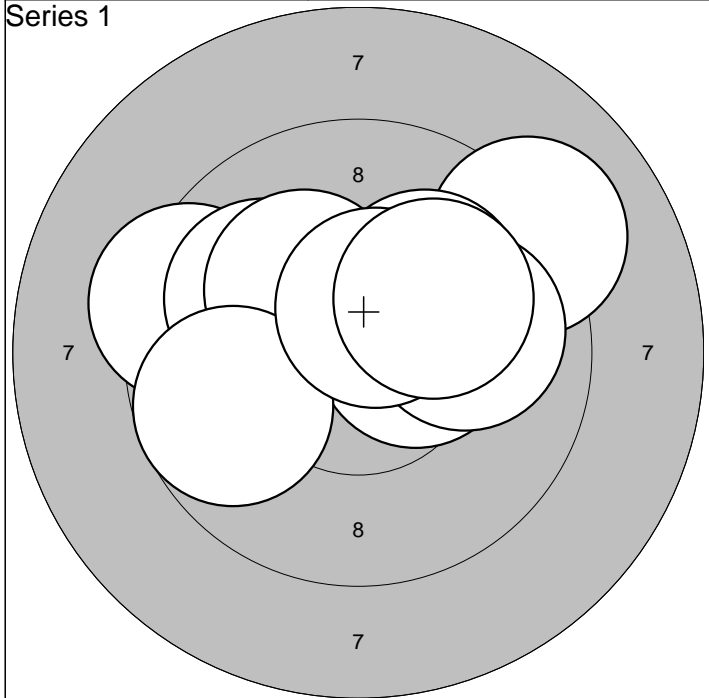
1:10.1 →	6:10.5* ↓	<b>Series</b>	99.0
2:10.0 →	7:10.3* ↗		
3: 9.9 ↓	8:10.8* ←	<b>Total</b>	196.0
4:10.2* ↖	9:10.6* ↗		
5:10.6* ↑	10:10.8* ←		



1: 9.6 ↙	6:10.1 ↙	<b>Series</b>	97.0
2:10.7* ←	7: 9.7 ←		
3:10.5* ↑	8: 9.6 ↙	<b>Total</b>	293.0
4:10.5* ↙	9:10.1 ←		
5:10.3* ↙	10:10.5* ↑		

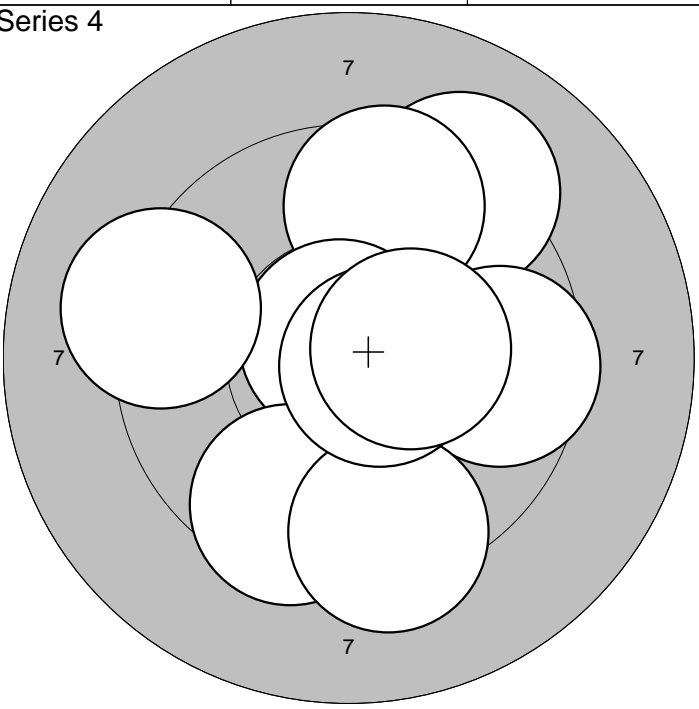
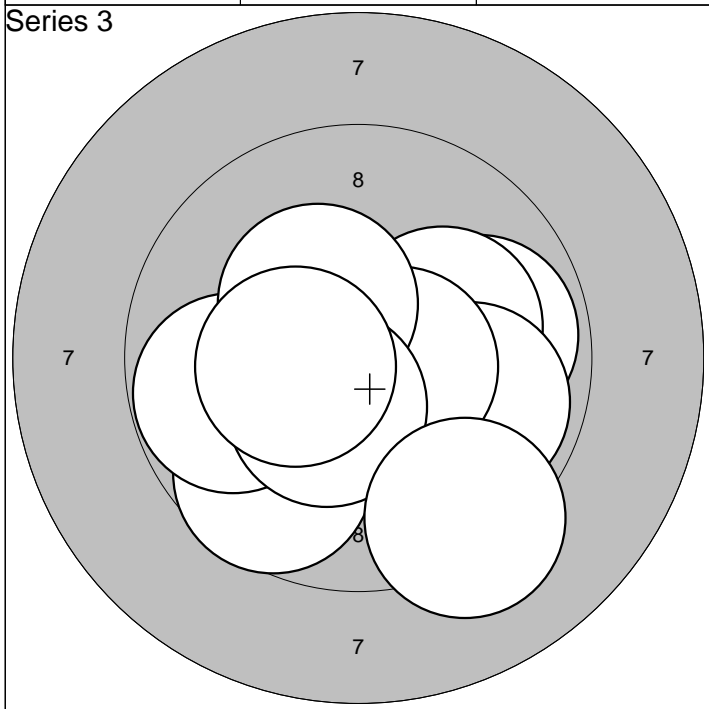


1:10.2* ↑	6:10.5* ↘	<b>Series</b>	96.0
2: 9.7 →	7:10.3* ↑		
3: 9.8 ↗	8:10.6* ↑	<b>Total</b>	389.0
4: 9.5 ←	9: 9.6 ↖		
5:10.5* →	10:10.2* ←		



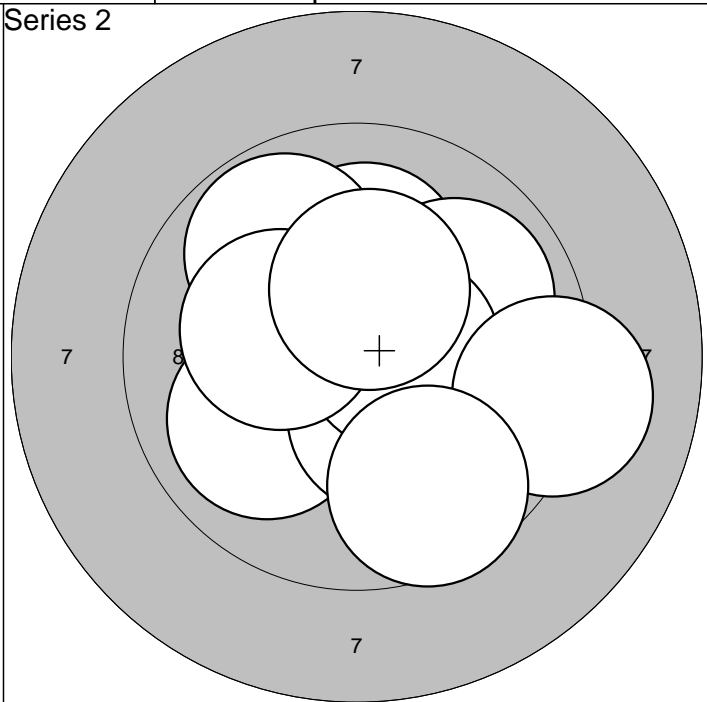
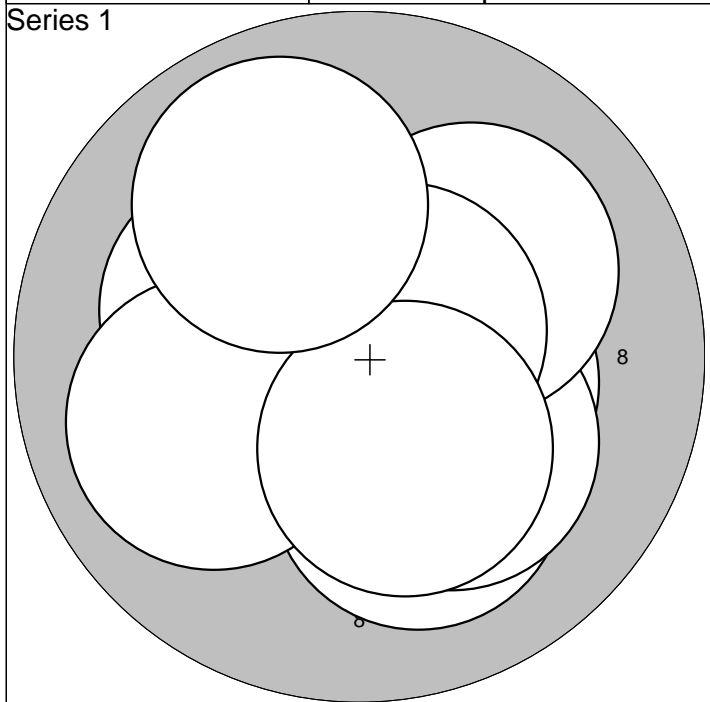
1: 9.4 ←	6: 9.7 ←	<b>Series</b>	97.0
2: 10.0 ↖	7: 10.0 →		
3: 9.1 ↗	8: 10.2* ↗	<b>Total</b>	97.0
4: 10.2* ↖	9: 10.5* ↗		
5: 10.4* →	10: 10.1 ↗		

1: 9.5 ←	6: 10.2* ↘	<b>Series</b>	96.0
2: 10.7* ↑	7: 9.3 →		
3: 10.3* ⇒	8: 10.0 ↑	<b>Total</b>	193.0
4: 10.5* →	9: 9.8 ↑		
5: 10.7* ↓	10: 9.8 ↘		



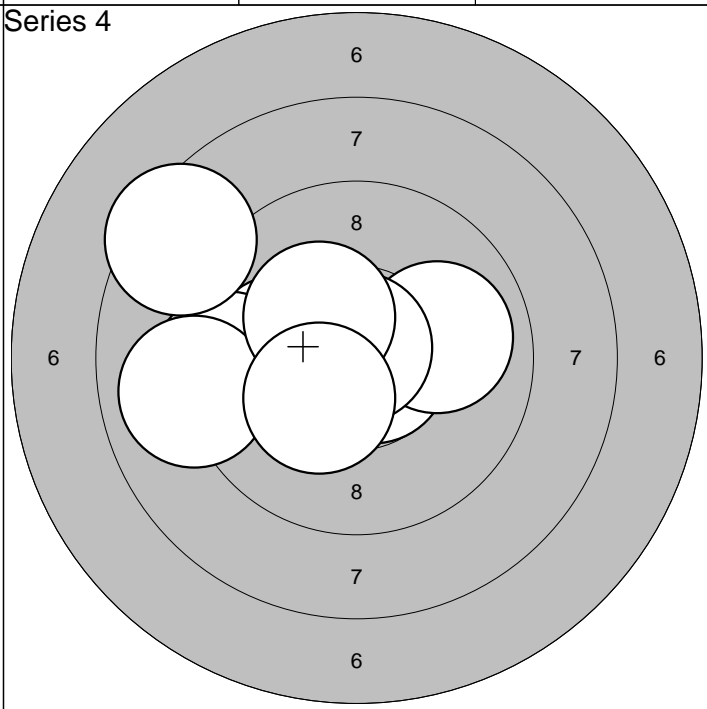
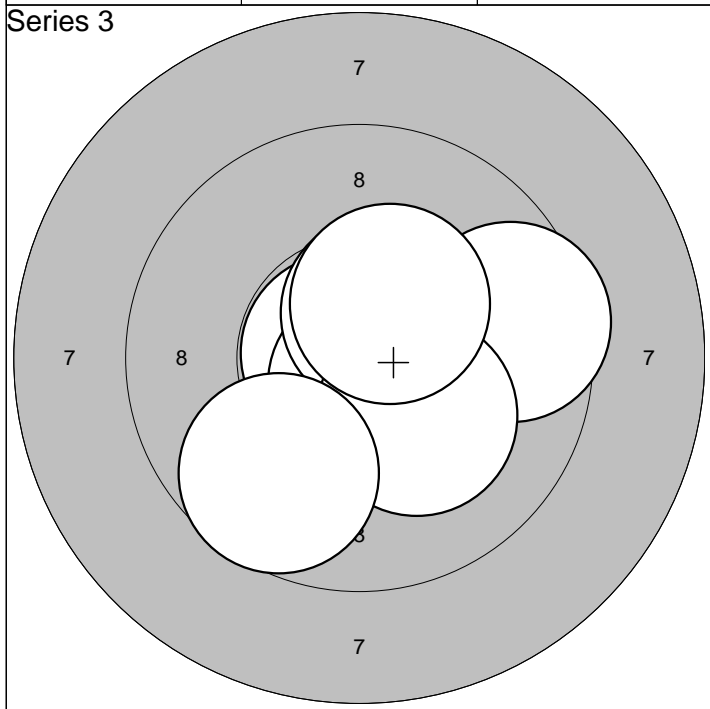
1: 9.6 ↘	6: 10.6* →	<b>Series</b>	95.0
2: 9.9 →	7: 10.3* ↗		
3: 9.8 ←	8: 10.4* ↘	<b>Total</b>	288.0
4: 10.1 →	9: 9.2 ↘		
5: 9.9 ⇒	10: 10.4* ←		

1: 9.2 ↗	6: 9.5 ↘	<b>Series</b>	94.0
2: 10.7* ↗	7: 9.4 ↘		
3: 9.6 →	8: 9.2 ←	<b>Total</b>	382.0
4: 9.6 ↑	9: 10.6* →		
5: 10.8* ↖	10: 10.4* →		



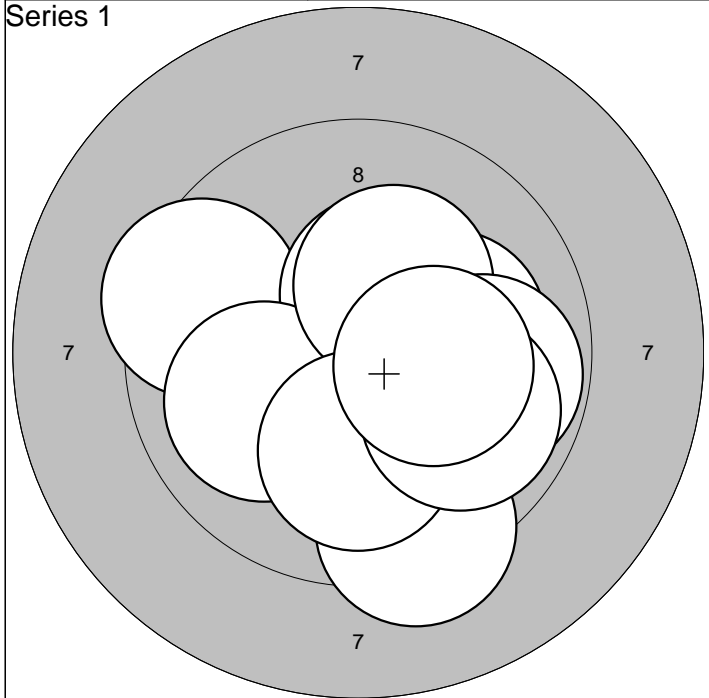
1:10.4* →	6:10.1 ↗	<b>Series</b> 99.0
2:10.1 ↓	7:10.7* ↗	
3:10.2* ←	8:10.0 ←	<b>Total</b> 99.0
4:10.2* ↓	9:10.3* ↓	
5:10.6* ↑	10: 9.9 ↗	

1:10.0 ↙	6: 9.8 ↗	<b>Series</b> 96.0
2:10.4* ↓	7: 9.1 →	
3:10.1 ↑	8:10.2* ←	<b>Total</b> 195.0
4: 9.9 ↗	9: 9.6 ↓	
5:10.6* →	10:10.3* ↑	

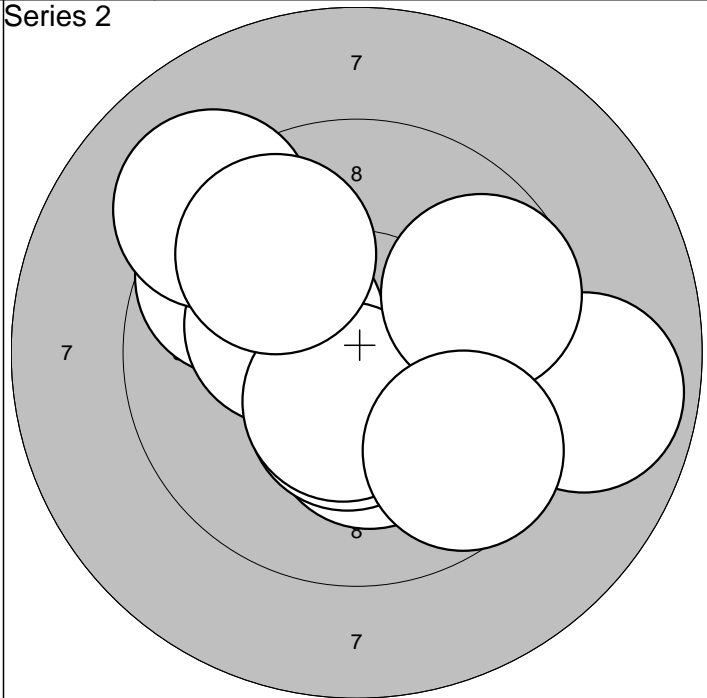


1:10.6* ↗	6:10.7* ↓	<b>Series</b> 98.0
2:10.8* ←	7:10.5* ↗	
3:10.3* →	8:10.2* ↓	<b>Total</b> 293.0
4:10.4* →	9:10.4* ↗	
5: 9.6 →	10: 9.7 ↓	

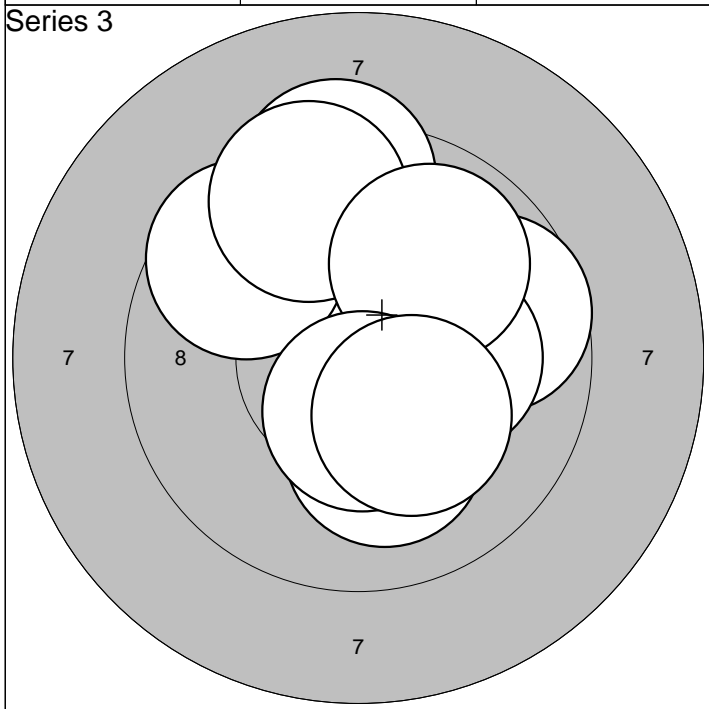
1:10.6* ↙	6:10.0 →	<b>Series</b> 96.0
2:10.1 ←	7:10.8* ↑	
3: 9.4 ←	8: 9.0 ←	<b>Total</b> 389.0
4: 8.4 ↗	9:10.3* ↗	
5:10.7* ↓	10:10.3* ↙	



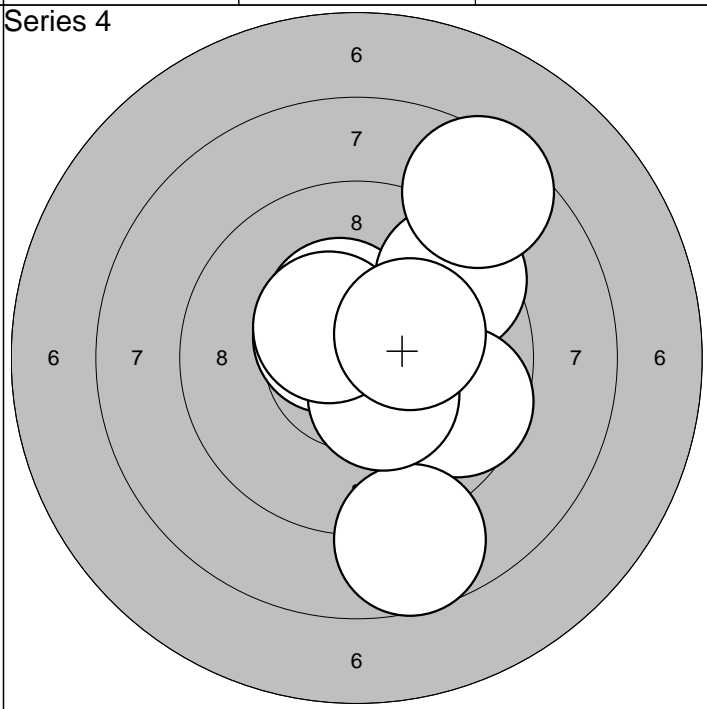
1: 9.5 ↙	6:10.3* ↗	<b>Series</b> 96.0
2:10.4* ↗	7: 9.8 →	
3: 9.3 ↓	8:10.1 ↓	<b>Total</b> 96.0
4:10.0 ↙	9: 9.9 ↘	
5:10.1 →	10:10.2* →	



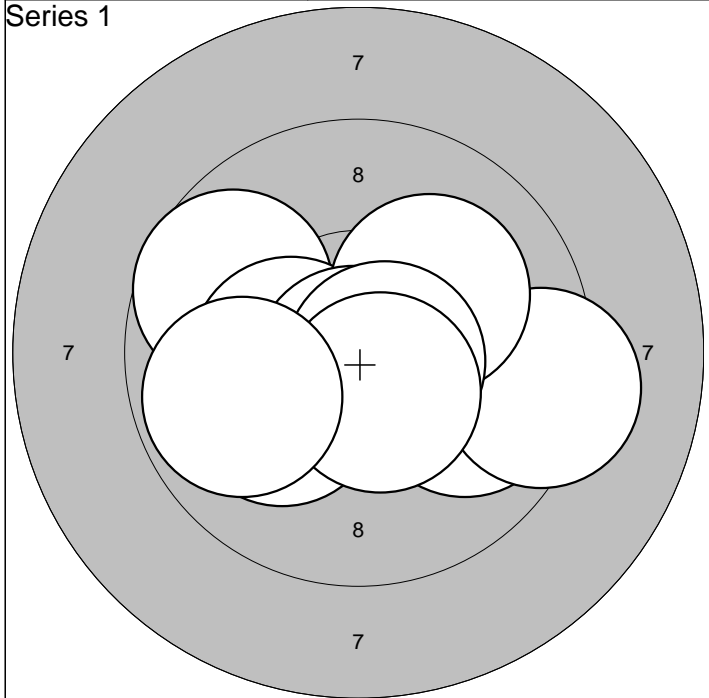
1: 9.6 ↙	6: 9.1 ↗	<b>Series</b> 93.0
2:10.2* ↓	7: 8.9 →	
3:10.4* ↓	8: 9.8 ↗	<b>Total</b> 189.0
4:10.3* ↙	9: 9.7 →	
5:10.5* ↓	10: 9.7 ↓	



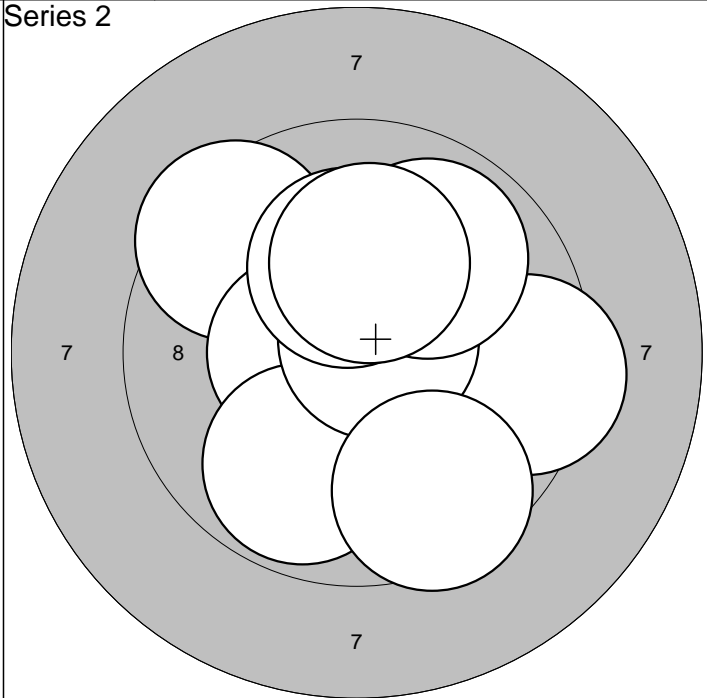
1:10.2* ↗	6: 9.4 ↑	<b>Series</b> 95.0
2:10.1 ↓	7: 9.5 ↗	
3: 9.7 →	8: 9.9 ↗	<b>Total</b> 284.0
4: 9.6 ↗	9:10.5* ↓	
5:10.2* →	10:10.3* ↓	



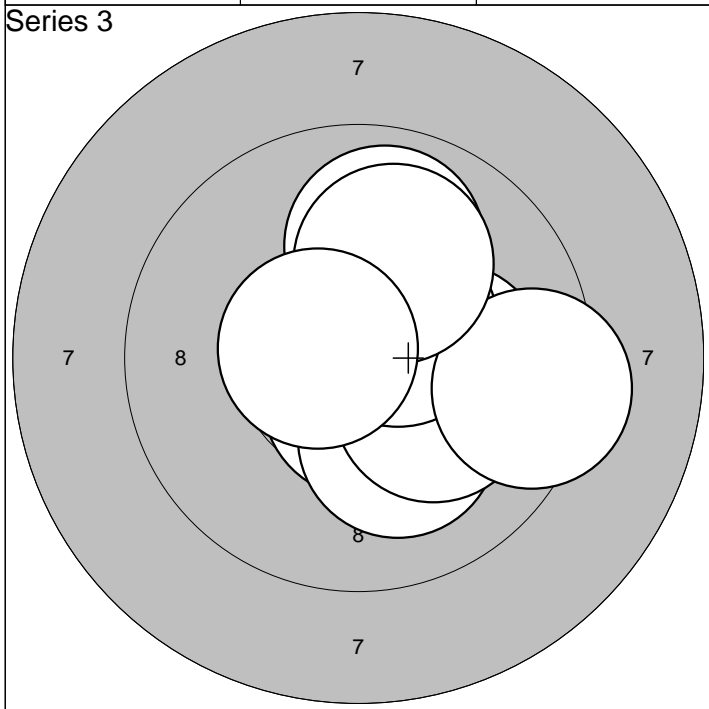
1:10.4* ↗	6: 8.7 ↓	<b>Series</b> 94.0
2:10.0 →	7:10.4* ↓	
3: 9.5 ↗	8:10.5* ↗	<b>Total</b> 378.0
4:10.5* ↗	9:10.2* →	
5: 9.6 →	10: 8.5 ↗	



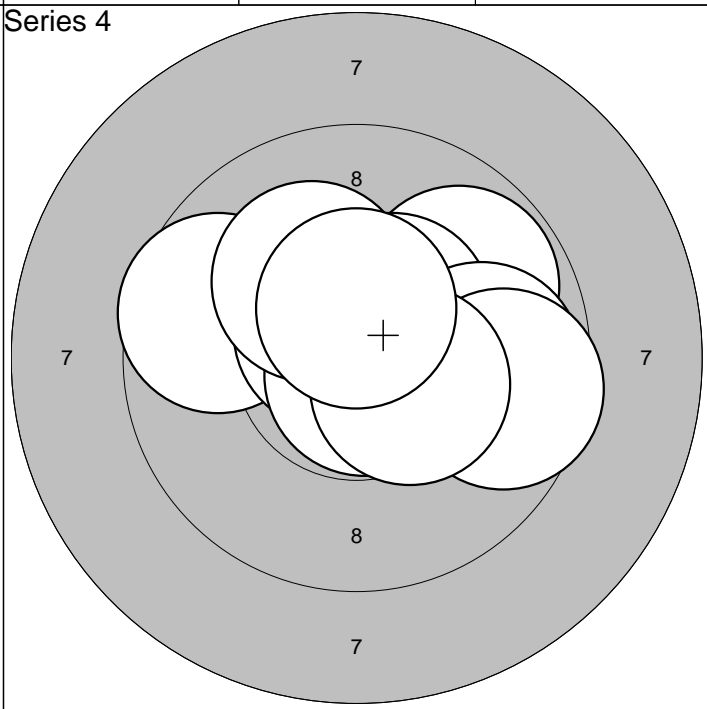
1: 9.7 ↖	6: 10.1 ↗	<b>Series</b>	96.0
2: 10.1 ↙	7: 10.8* ↓		
3: 10.3* ←	8: 10.7* →	<b>Total</b>	96.0
4: 9.9 ↘	9: 10.5* ↓		
5: 9.3 →	10: 9.8 ←		



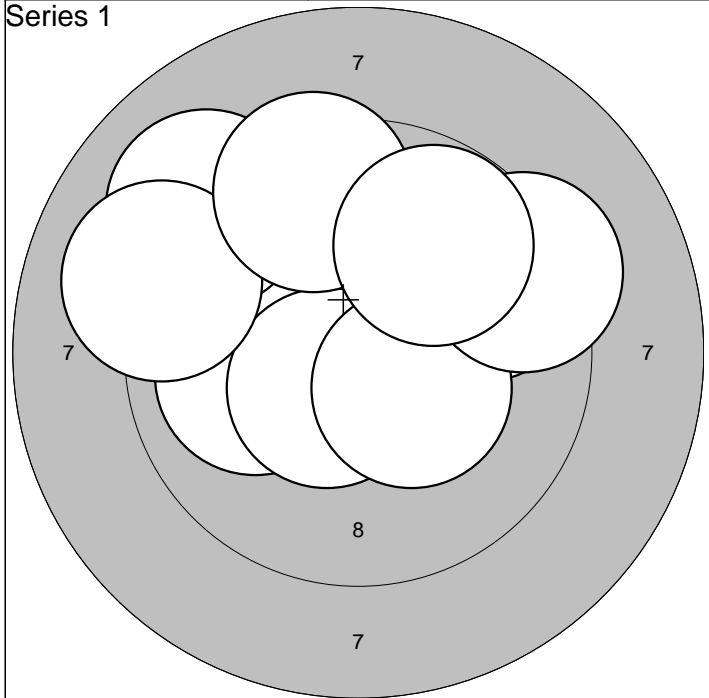
1: 9.5 ↖	6: 10.7* ↗	<b>Series</b>	95.0
2: 10.5* ←	7: 9.9 ↗		
3: 10.3* →	8: 9.5 ↓	<b>Total</b>	191.0
4: 9.8 ↓	9: 10.2* ↑		
5: 9.4 →	10: 10.1 ↑		



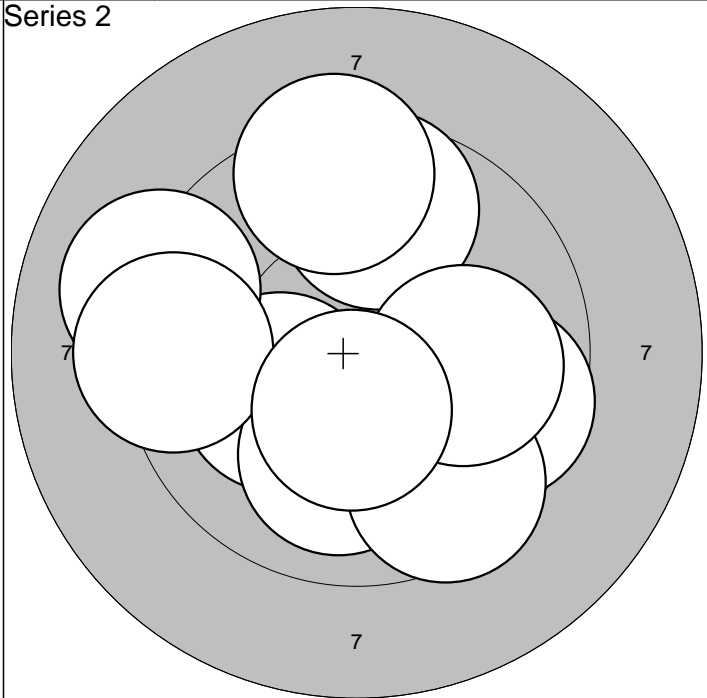
1: 10.3* ↘	6: 10.2* ↘	<b>Series</b>	98.0
2: 10.6* ↓	7: 10.5* ↗		
3: 9.9 ↑	8: 9.4 →	<b>Total</b>	289.0
4: 10.1 ↓	9: 10.0 ↑		
5: 10.1 →	10: 10.6* ←		



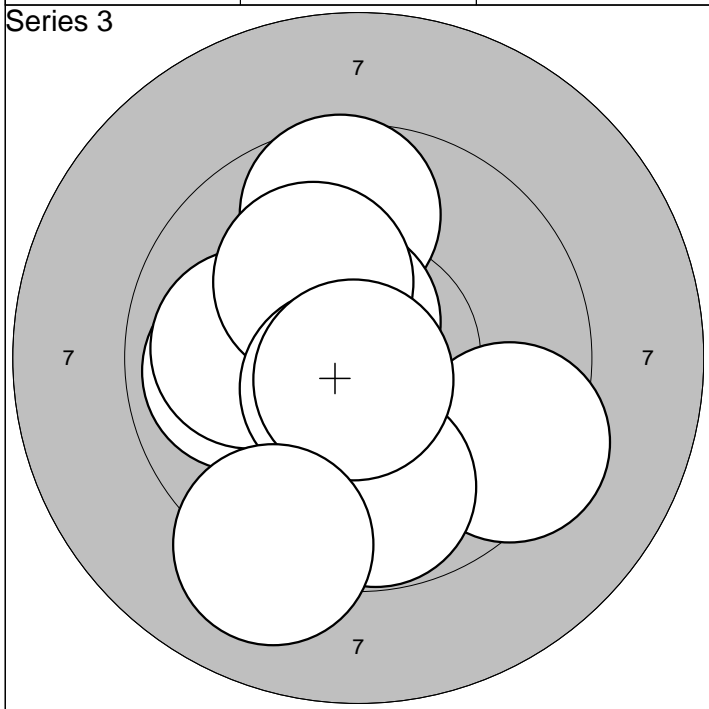
1: 9.9 ↗	6: 10.6* ↗	<b>Series</b>	96.0
2: 10.4* ↗	7: 10.8* ↓		
3: 9.6 ←	8: 10.4* →	<b>Total</b>	385.0
4: 9.8 →	9: 10.2* ↑		
5: 9.6 →	10: 10.5* ↑		



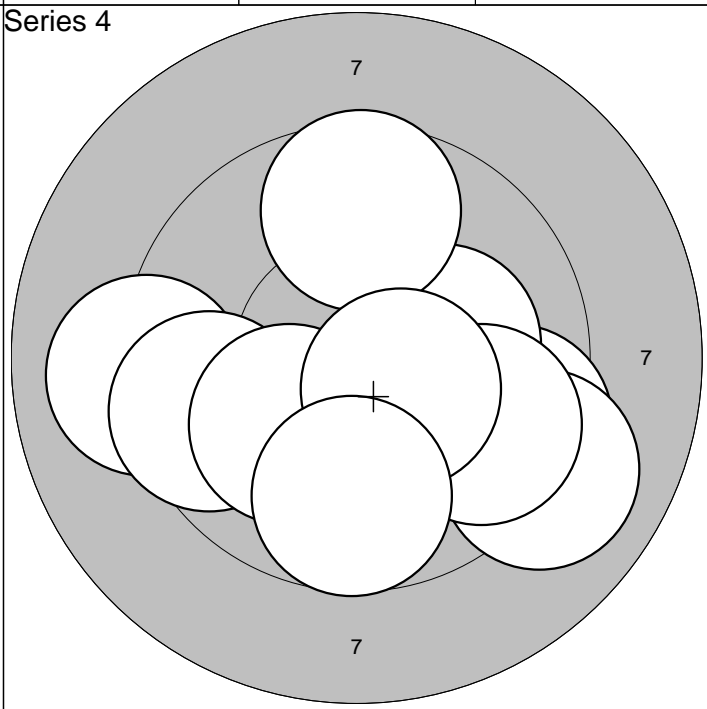
1:10.6* ←	6:10.3* ↘	<b>Series</b> 94.0
2:10.0 ←	7: 9.1 ←	
3: 9.7 →	8: 9.4 ↑	<b>Total</b> 94.0
4:10.5* ↙	9: 9.3 →	
5: 9.1 ↖	10: 9.8 ↗	



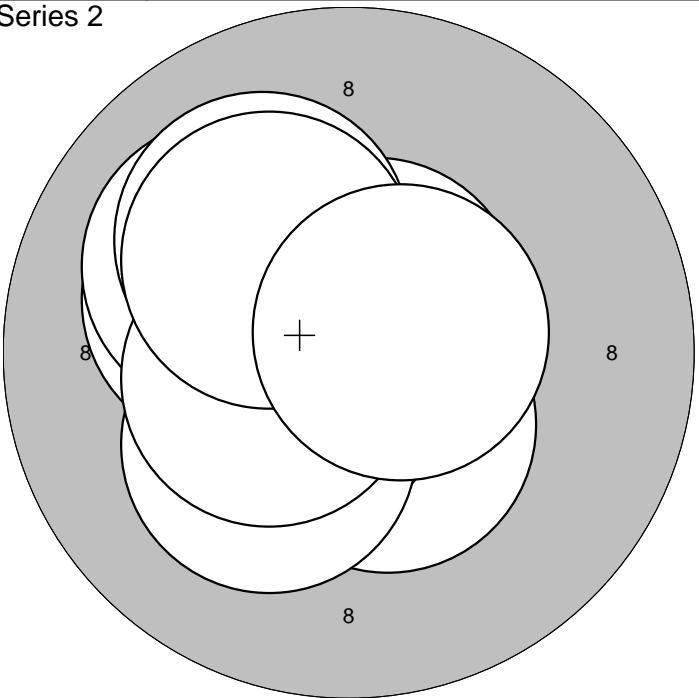
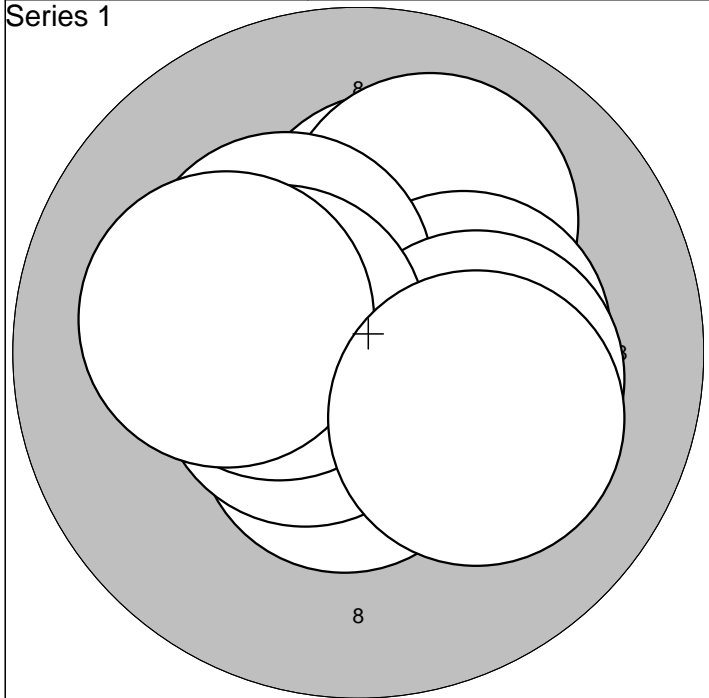
1:10.2* ←	6: 9.1 ←	<b>Series</b> 94.0
2:10.0 ↓	7: 9.3 ↑	
3: 9.6 ↑	8: 9.3 ←	<b>Total</b> 188.0
4: 9.6 →	9:10.0 →	
5: 9.5 ↓	10:10.4* ↓	



1: 9.9 ←	6:10.2* ↖	<b>Series</b> 95.0
2:10.0 ←	7:10.6* ↙	
3: 9.7 ↑	8: 9.8 ↓	<b>Total</b> 283.0
4: 9.4 →	9:10.8* ↓	
5:10.6* ↗	10: 9.1 ↓	

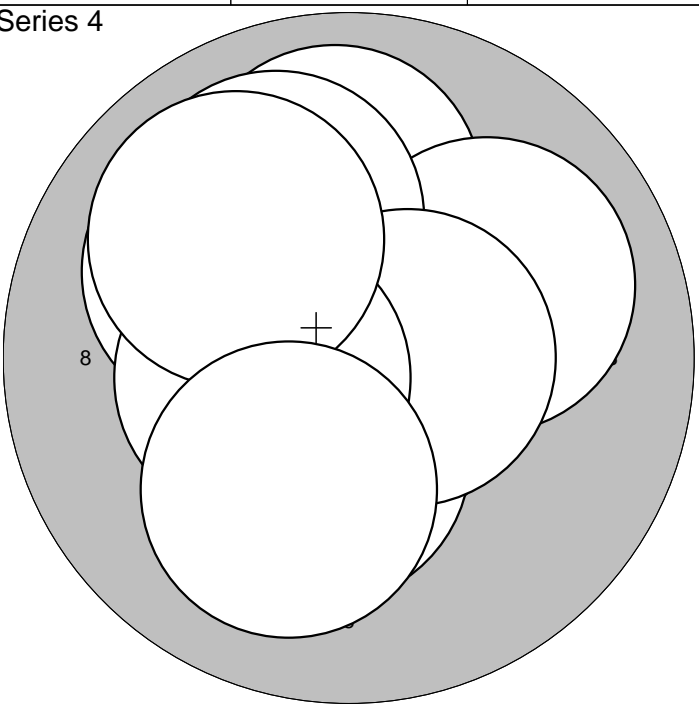
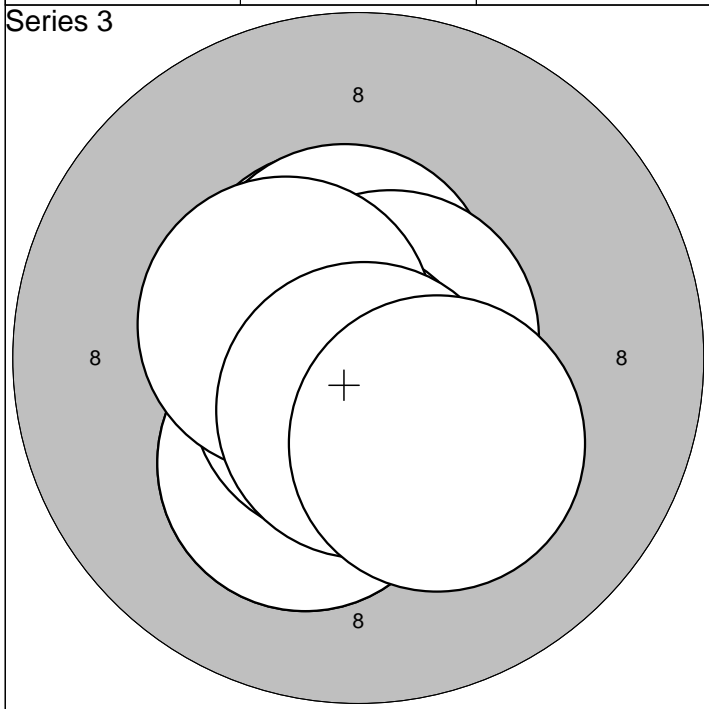


1: 9.4 →	6: 9.6 ↑	<b>Series</b> 93.0
2: 9.1 ←	7:10.1 ↙	
3: 9.0 →	8: 9.7 →	<b>Total</b> 376.0
4:10.2* →	9:10.5* ↘	
5: 9.5 ←	10: 9.7 ↓	



1:10.2* ↗	6:10.2* →	<b>Series</b>	100.0
2:10.0 ↗	7:10.6* ←		
3:10.3* →	8:10.5* ←	<b>Total</b>	100.0
4:10.3* ↖	9:10.1 ←		
5:10.5* ↓	10:10.1 ↘		

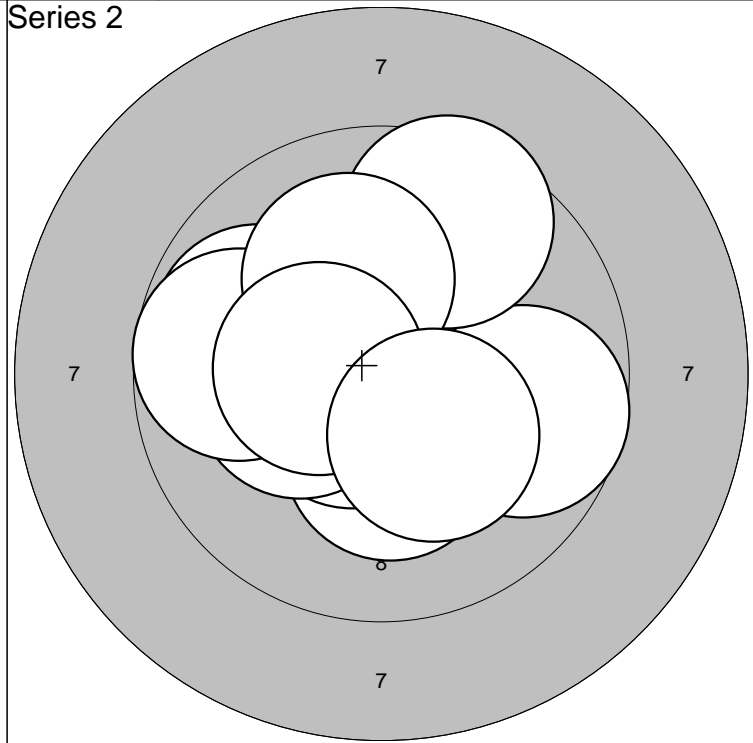
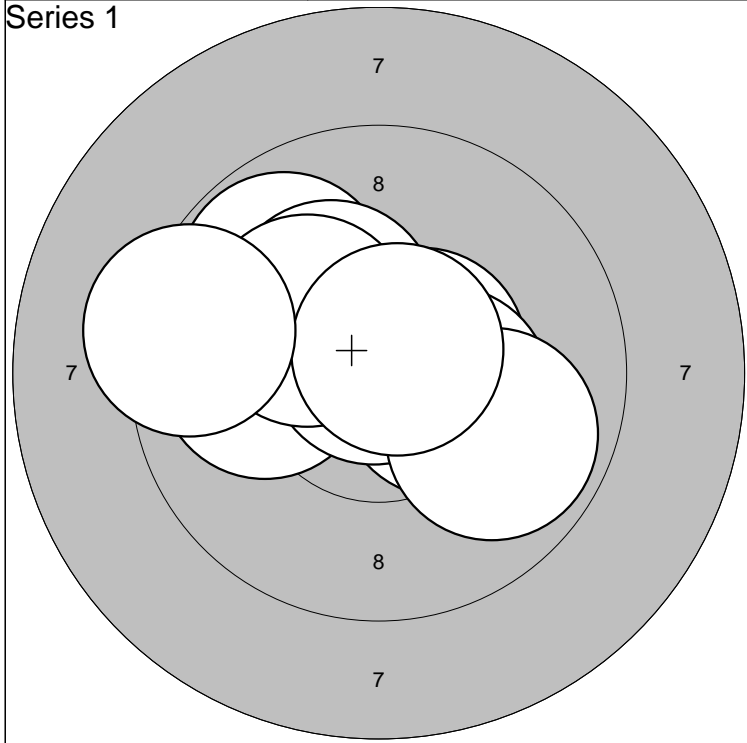
1:10.2* ↖	6:10.2* ↘	<b>Series</b>	100.0
2:10.4* ↓	7:10.4* ←		
3:10.6* ↘	8:10.1 ↗	<b>Total</b>	200.0
4:10.6* ↗	9:10.2* ↗		
5:10.1 ↖	10:10.6* →		



1:10.6* ↖	6:10.3* ↓	<b>Series</b>	100.0
2:10.5* ↓	7:10.7* ↓		
3:10.2* ↓	8:10.5* ←	<b>Total</b>	300.0
4:10.5* ↗	9:10.6* ↓		
5:10.7* ↗	10:10.2* ↘		

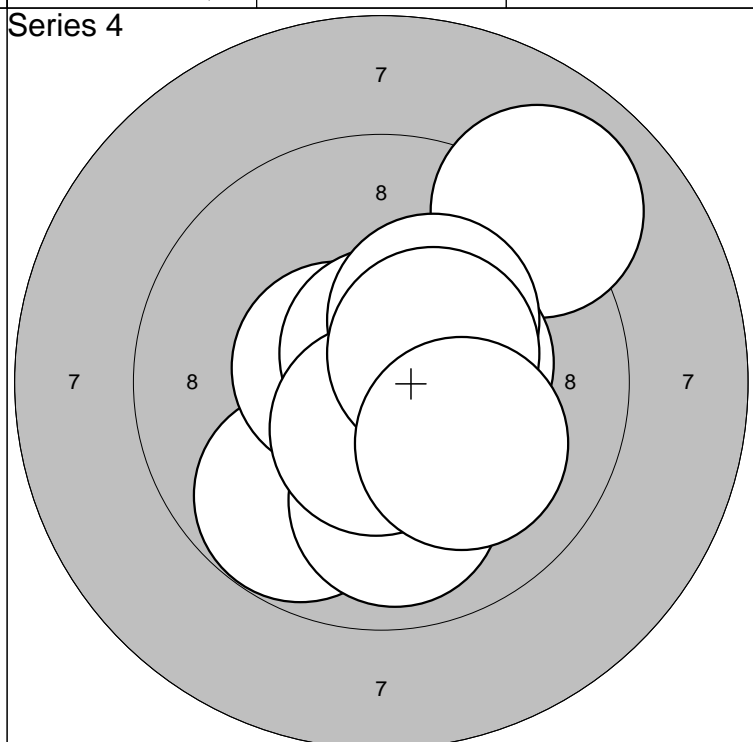
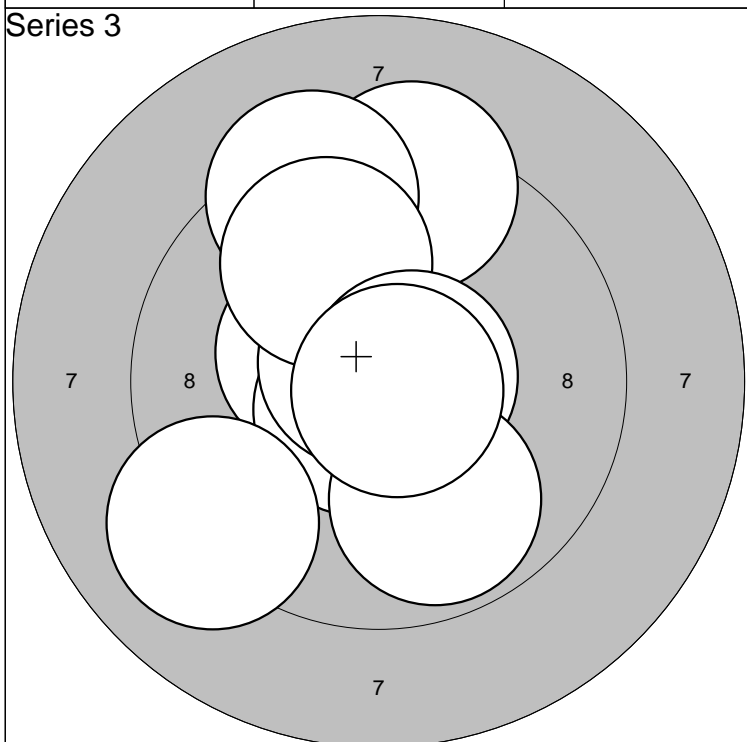
1:10.0 ↗	6:10.7* ↘	<b>Series</b>	100.0
2:10.0 ↗	7:10.6* →		
3:10.1 ↖	8:10.4* ←	<b>Total</b>	400.0
4:10.0 ↗	9:10.0 ↖		
5:10.3* ↓	10:10.1 ↓		





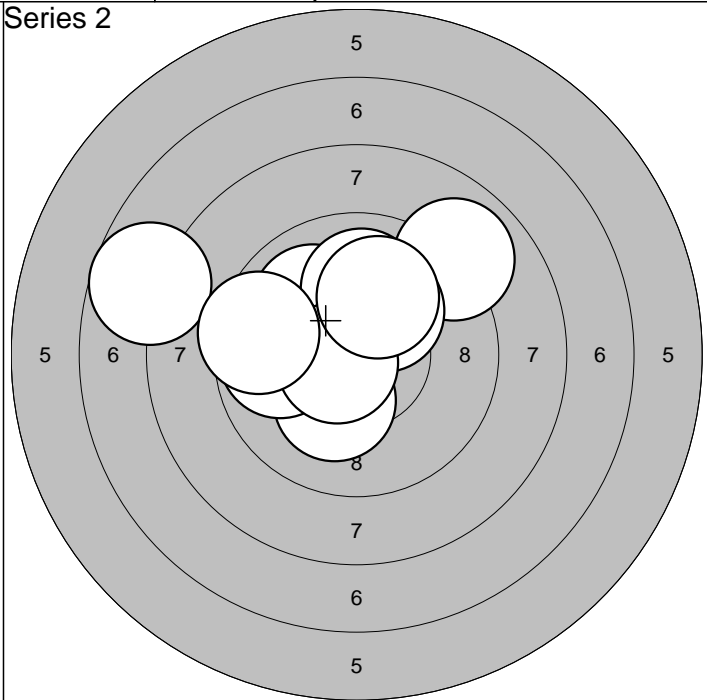
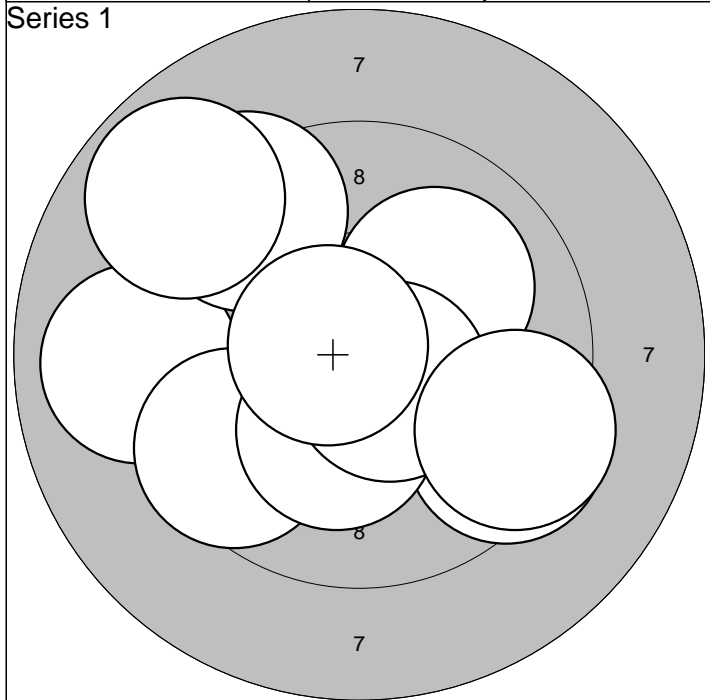
1:10.6* →	6:10.8* ↑	<b>Series</b>	<b>97.0</b>
2: 9.8 ↗	7: 9.9 ↘		
3:10.3* ↗	8:10.2* ↗	<b>Total</b>	<b>97.0</b>
4:10.3* →	9:10.7* ↗		
5:10.0 ←	10: 9.3 ←		

1:10.3* ↓	6:10.3* ←	<b>Series</b>	<b>96.0</b>
2: 9.7 →	7: 9.7 ←		
3:10.6* ↘	8:10.1 ↑	<b>Total</b>	<b>193.0</b>
4: 9.8 ←	9:10.4* ←		
5: 9.5 ↑	10:10.3* ↓		



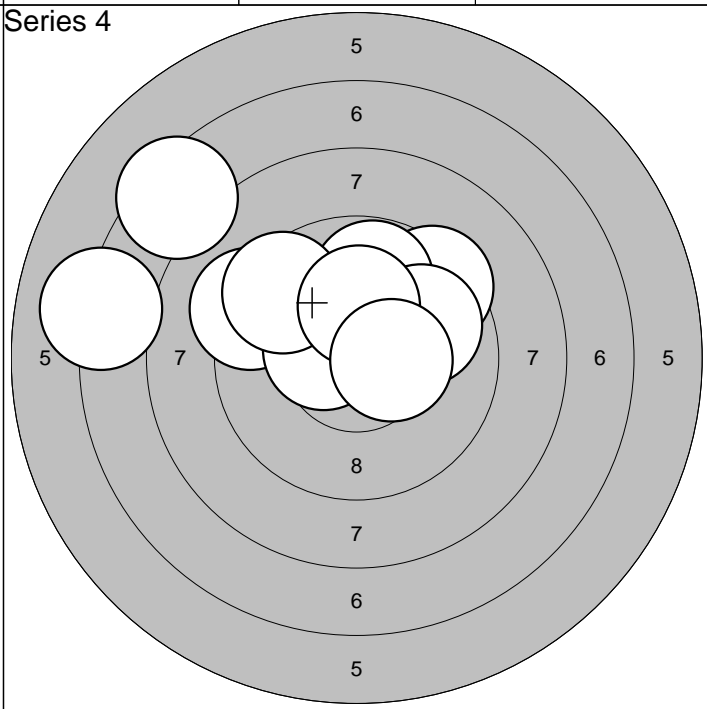
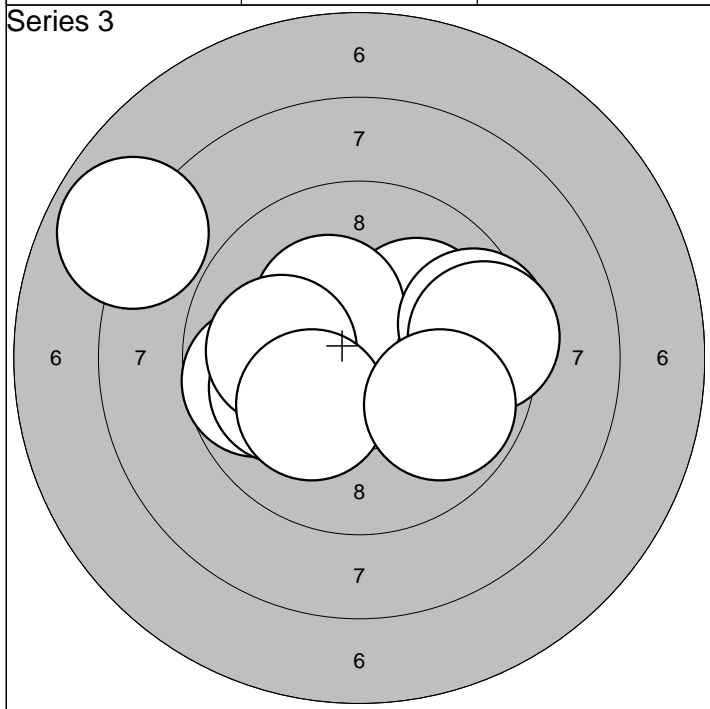
1: 9.3 ↑	6: 9.8 ↗	<b>Series</b>	<b>95.0</b>
2:10.4* ↖	7:10.7* →		
3:10.7* ↘	8: 9.8 ↓	<b>Total</b>	<b>288.0</b>
4:10.8* ↗	9: 9.1 ↖		
5: 9.3 ↑	10:10.8* →		

1: 9.0 ↗	6:10.3* ↗	<b>Series</b>	<b>97.0</b>
2:10.4* →	7: 9.9 ↓		
3: 9.8 ↘	8:10.5* ↓	<b>Total</b>	<b>385.0</b>
4:10.6* ↖	9:10.4* ↗		
5:10.7* ↑	10:10.1 ↘		



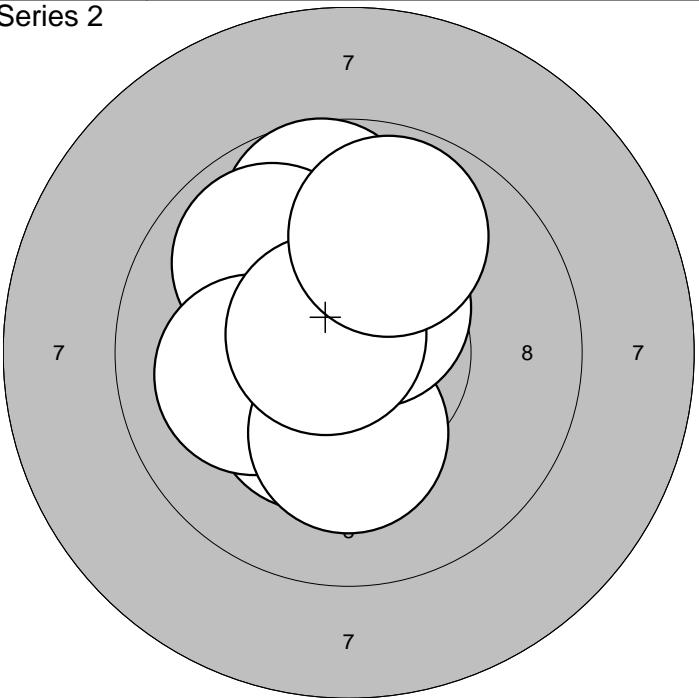
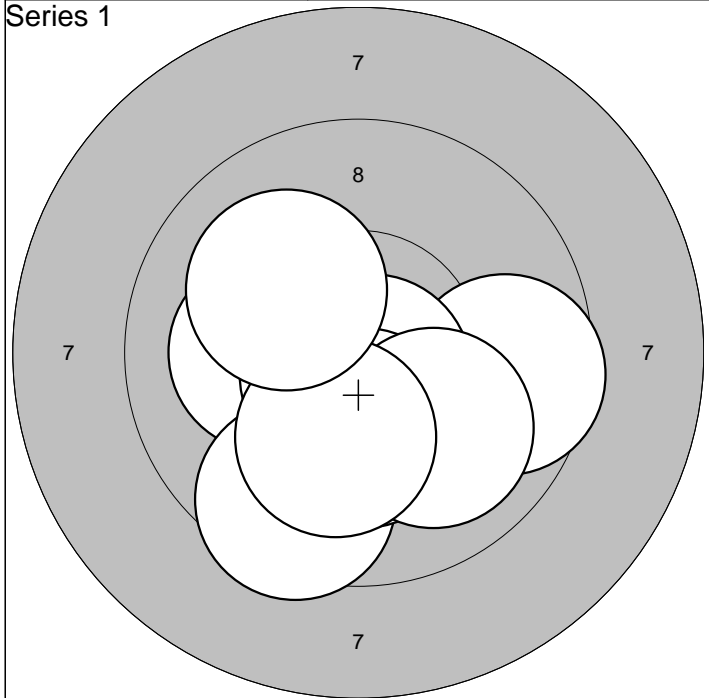
1: 9.4 ↘	6:10.1 ↗	<b>Series</b>	93.0
2: 9.0 ←	7:10.6* ↘		
3: 9.6 ↙	8:10.7* ←	<b>Total</b>	93.0
4: 9.3 ↗	9: 9.4 ↘		
5:10.2* ↘	10: 8.9 ↗		

1: 9.0 ↗	6:10.2* ↗	<b>Series</b>	94.0
2:10.2* ↘	7: 9.8 ←		
3: 7.7 ←	8:10.6* ←	<b>Total</b>	187.0
4:10.0 ↗	9:10.0 ↗		
5:10.0 ↑	10: 9.5 ←		



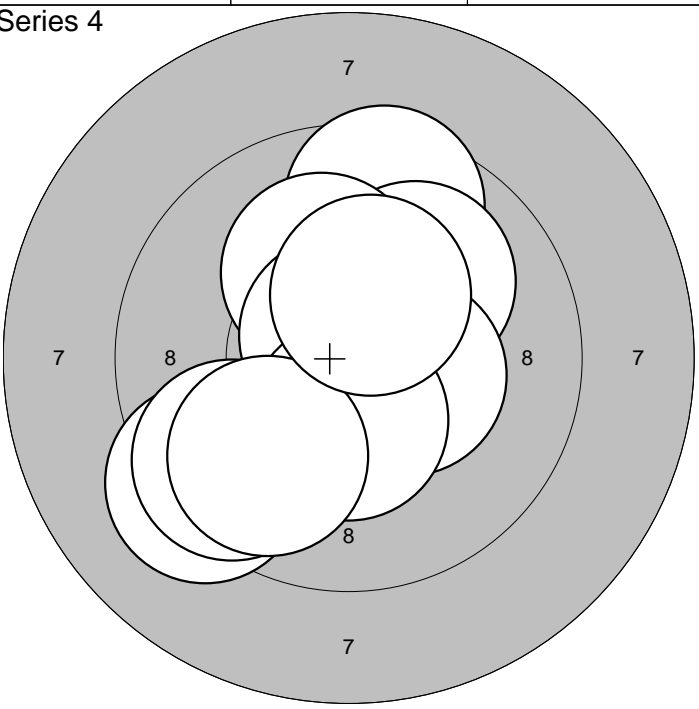
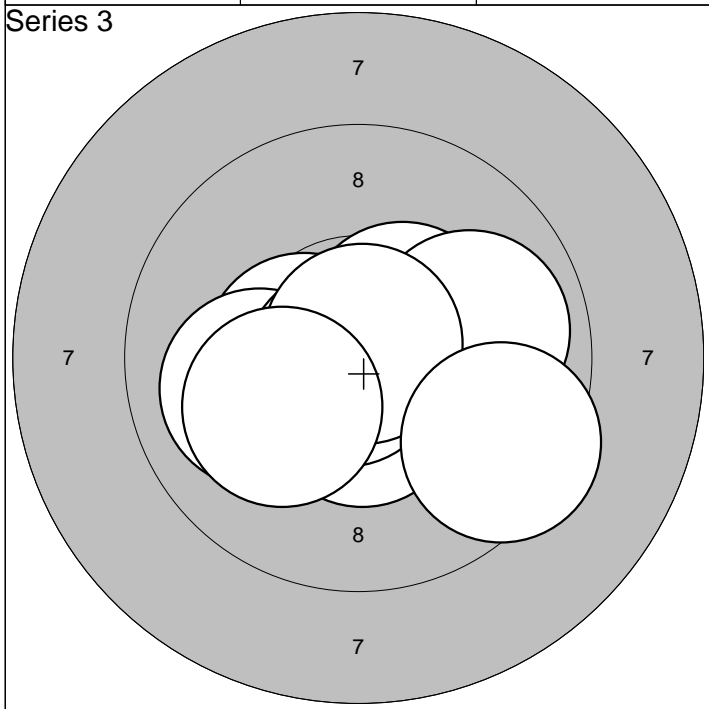
1: 9.7 ←	6: 9.5 →	<b>Series</b>	93.0
2:10.1 ↗	7:10.2* ↘		
3:10.0 ←	8: 9.5 →	<b>Total</b>	280.0
4:10.3* ↗	9: 9.8 ↘		
5:10.0 ←	10: 7.9 ↗		

1: 9.2 ←	6: 9.5 ↗	<b>Series</b>	89.0
2: 9.4 ↗	7:10.2* ↑		
3: 9.8 ↑	8: 7.4 ↗	<b>Total</b>	369.0
4:10.4* ←	9: 7.1 ←		
5: 9.9 ↗	10:10.4* →		



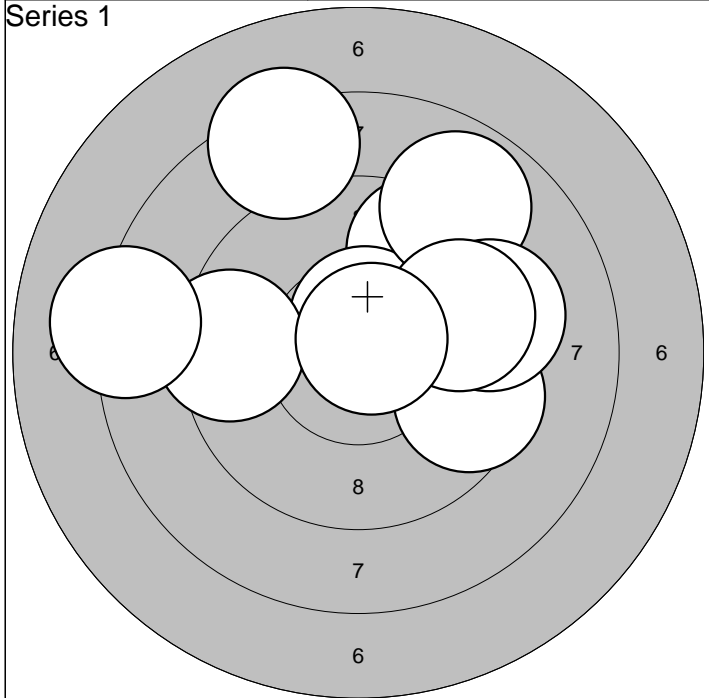
1:10.2* ←	6:10.7* ↓	Series	98.0
2: 9.6 →	7:10.3* ↓		
3:10.5* ↓	8:10.0 ↓	Total	98.0
4: 9.5 ↓	9:10.2* ↓		
5:10.7* ↙	10:10.1 ↗		

1:10.4* ↗	6:10.1 ←	Series	97.0
2:10.3* ↘	7:10.2* ↓		
3:10.4* ↗	8:10.5* ↗	Total	195.0
4: 9.7 ↗	9:10.7* ↖		
5: 9.9 ↖	10: 9.8 ↗		

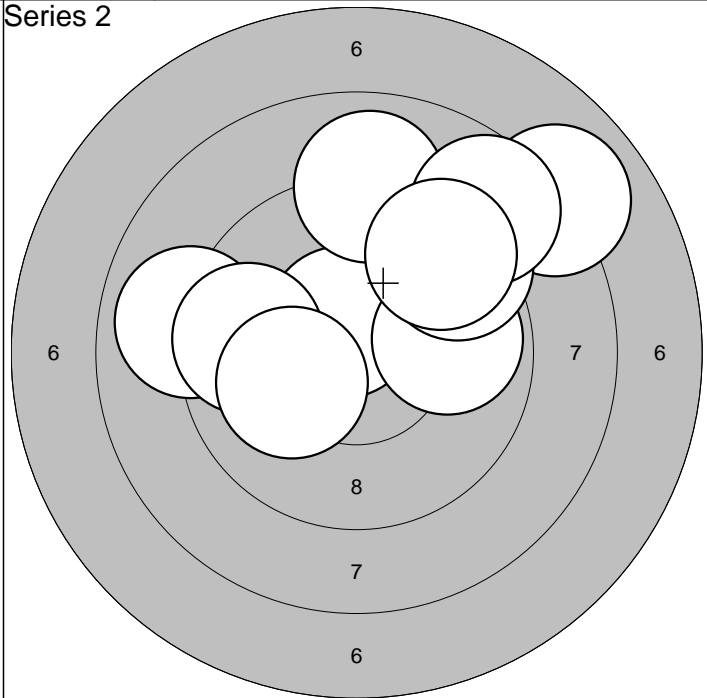


1:10.4* ↗	6:10.8* ↖	Series	98.0
2:10.7* ↘	7: 9.9 →		
3:10.5* ↓	8:10.8* ↗	Total	293.0
4:10.5* ←	9:10.2* ↖		
5:10.0 ←	10: 9.4 ↘		

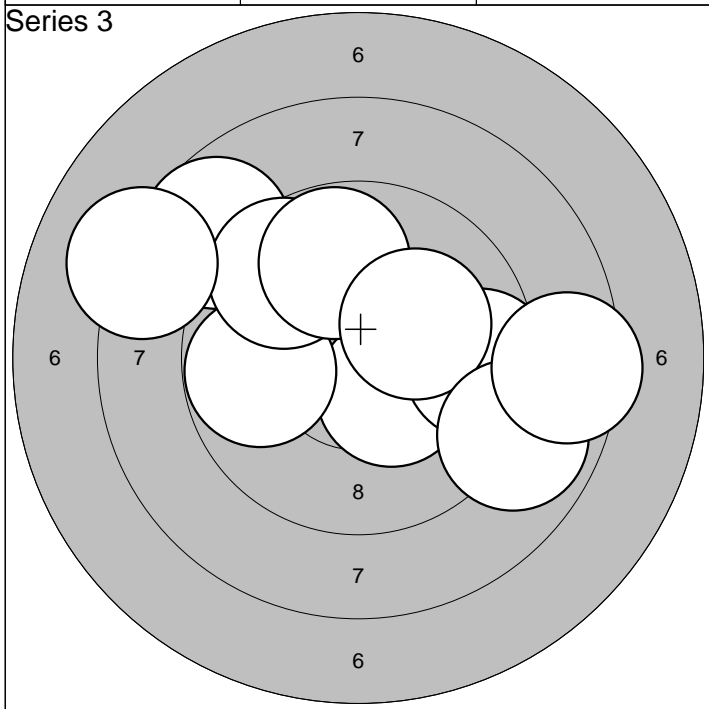
1: 9.5 ↗	6:10.7* ↖	Series	96.0
2:10.0 ↗	7:10.4* ↓		
3:10.2* ↗	8: 9.6 ↖	Total	389.0
4: 9.3 ↖	9: 9.8 ↖		
5:10.4* →	10:10.4* ↗		



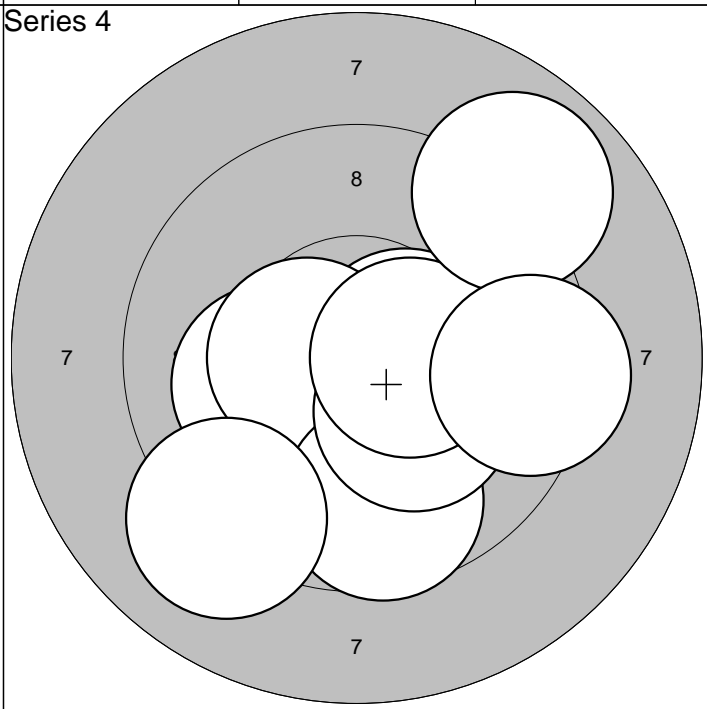
1: 9.5 ↗	6: 9.7 →	<b>Series</b> 89.0
2: 10.6* ↑	7: 9.4 ←	
3: 9.5 →	8: 8.3 ↑	<b>Total</b> 89.0
4: 8.9 ↗	9: 8.2 ←	
5: 9.3 →	10: 10.7* ↗	



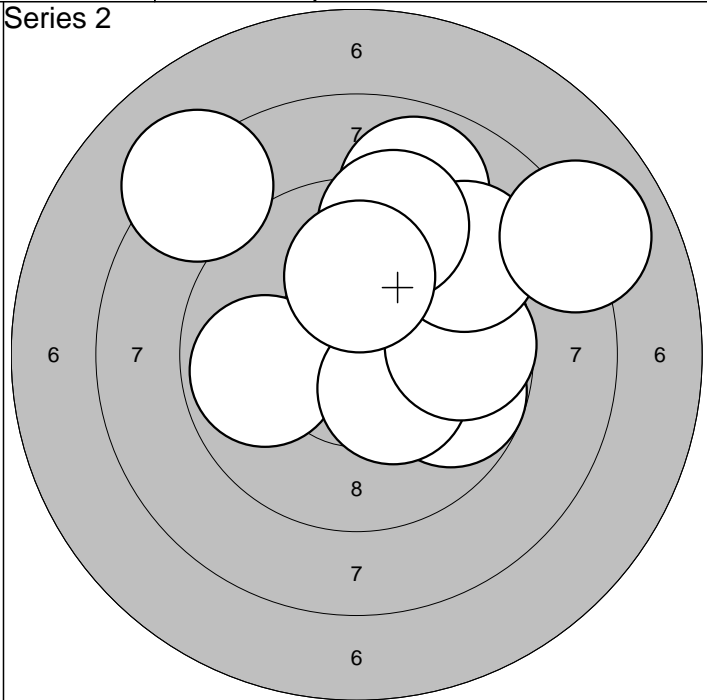
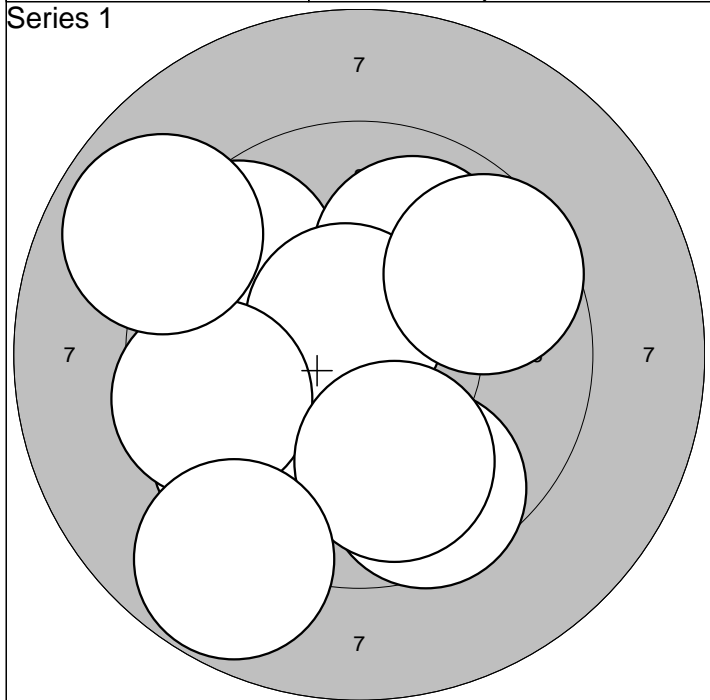
1: 8.0 ↗	6: 9.7 ←	<b>Series</b> 90.0
2: 10.6* ↖	7: 9.4 ↗	
3: 9.9 →	8: 8.7 ↗	<b>Total</b> 179.0
4: 9.0 ↑	9: 10.1 ←	
5: 9.0 ←	10: 9.4 ↗	



1: 10.4* ↘	6: 9.8 ↑	<b>Series</b> 88.0
2: 9.5 →	7: 10.2* ↗	
3: 9.8 ←	8: 8.9 ↘	<b>Total</b> 267.0
4: 8.7 ↗	9: 8.2 ←	
5: 9.6 ↗	10: 8.5 →	

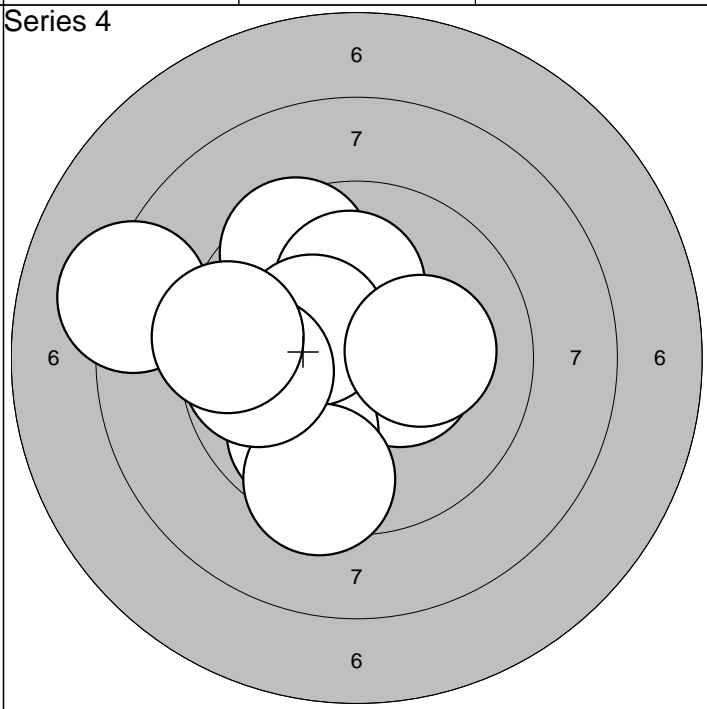
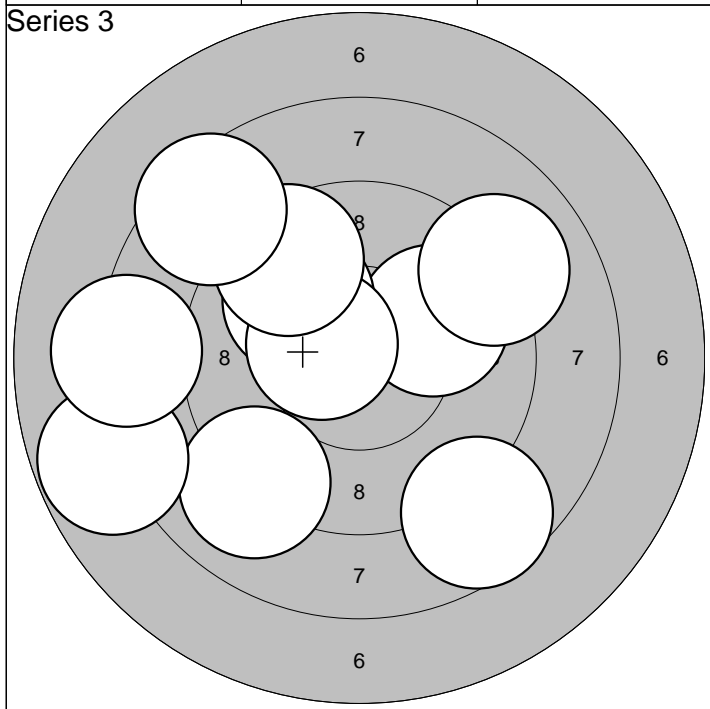


1: 10.5* →	6: 10.2* ↘	<b>Series</b> 95.0
2: 10.4* ↘	7: 10.5* →	
3: 10.2* ←	8: 8.9 ↗	<b>Total</b> 362.0
4: 10.5* ←	9: 9.4 →	
5: 9.7 ↓	10: 9.1 ↘	



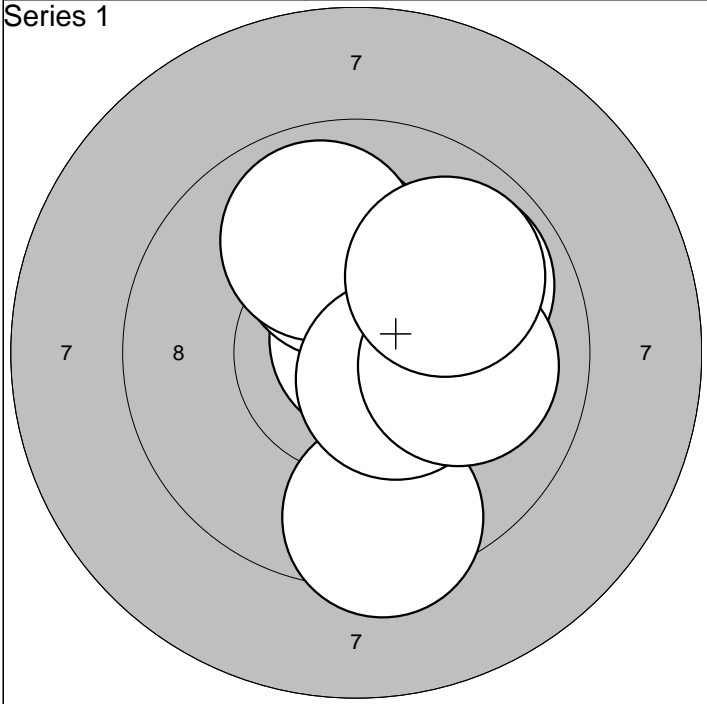
1: 9.6 ↖	6: 9.6 ←	<b>Series</b>	90.0
2: 10.0 ↗	7: 9.6 ↗		
3: 9.6 ↘	8: 8.9 ↖	<b>Total</b>	90.0
4: 9.6 ↙	9: 9.9 ↘		
5: 10.6* ↗	10: 8.8 ↘		

1: 9.7 →	6: 9.2 ↗	<b>Series</b>	89.0
2: 9.9 ←	7: 9.4 ↑		
3: 10.4* ↘	8: 8.0 ↗	<b>Total</b>	179.0
4: 9.7 →	9: 10.0 ↑		
5: 8.9 ↑	10: 8.2 ↖		

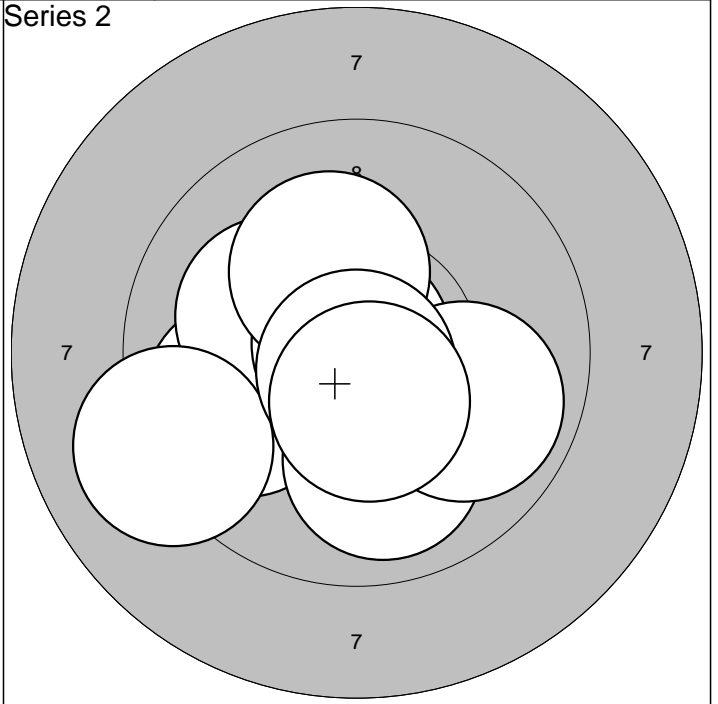


1: 10.0 ↗	6: 9.5 ↗	<b>Series</b>	87.0
2: 9.9 ↖	7: 9.1 ↗		
3: 8.6 ↘	8: 7.8 ←	<b>Total</b>	266.0
4: 10.5* ↖	9: 8.2 ←		
5: 9.0 ↘	10: 8.4 ↗		

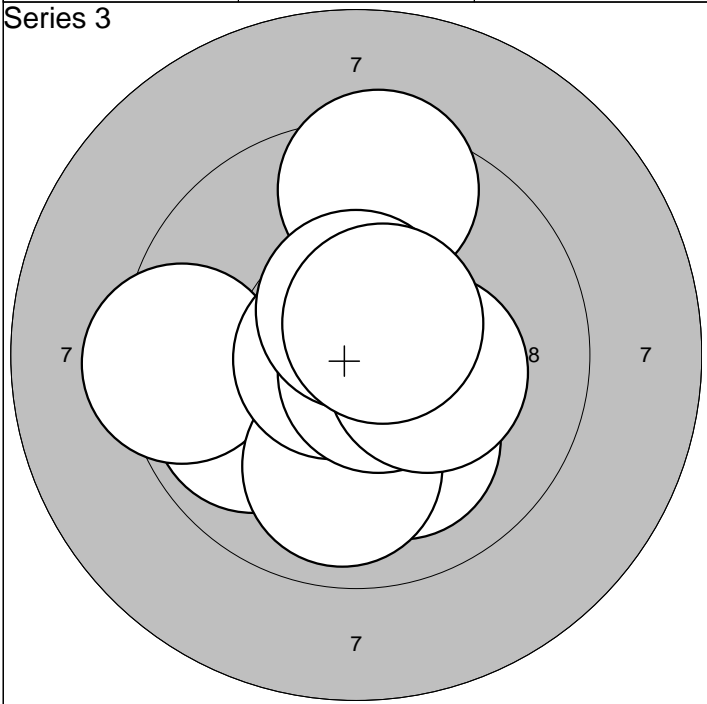
1: 10.4* →	6: 10.2* →	<b>Series</b>	93.0
2: 9.5 ↗	7: 9.5 ↘		
3: 9.9 ↘	8: 8.2 ←	<b>Total</b>	359.0
4: 10.1 ↑	9: 9.8 ←		
5: 10.3* ↖	10: 9.4 ←		



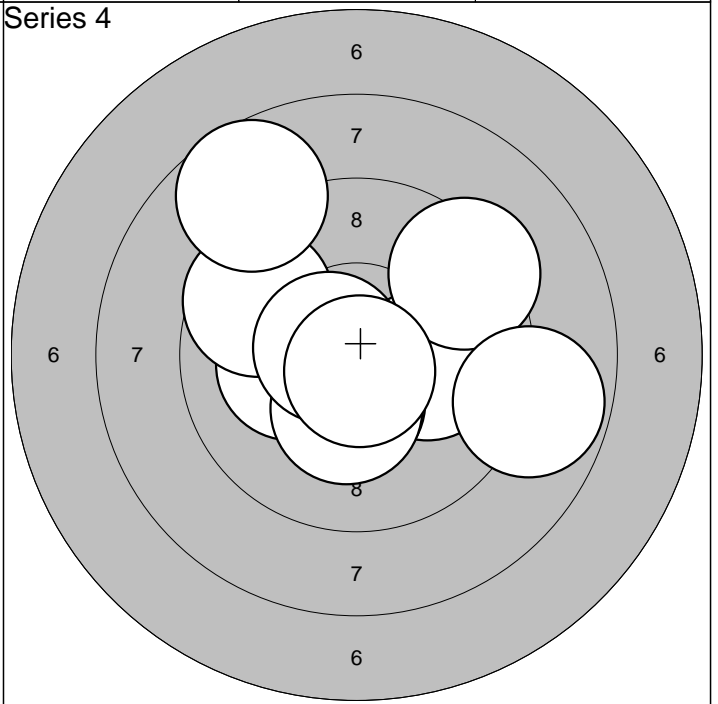
1:10.5* ↘	6: 9.4 ↓	<b>Series</b>	96.0
2:10.3* ↗	7: 9.9 ↗		
3:10.8* ↗	8:10.5* ↘	<b>Total</b>	96.0
4:10.1 ↑	9:10.0 →		
5: 9.9 ↗	10: 9.9 ↗		



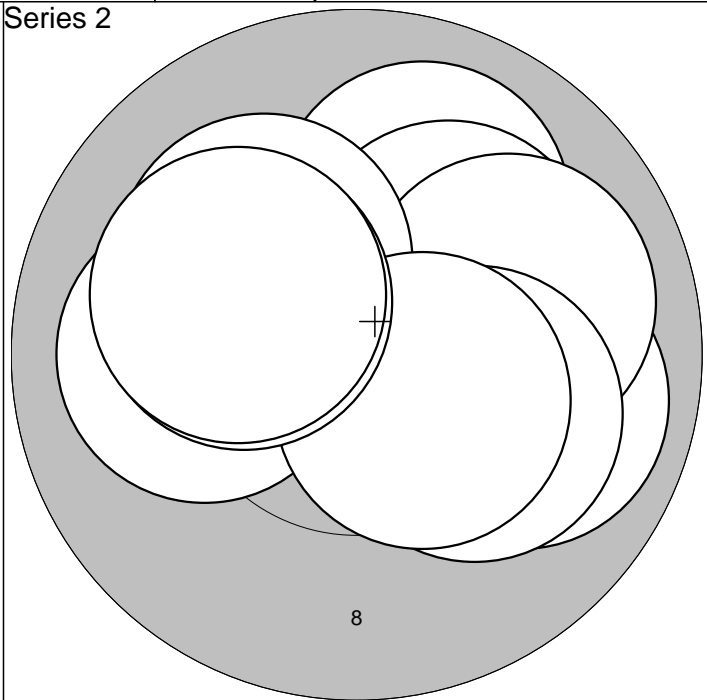
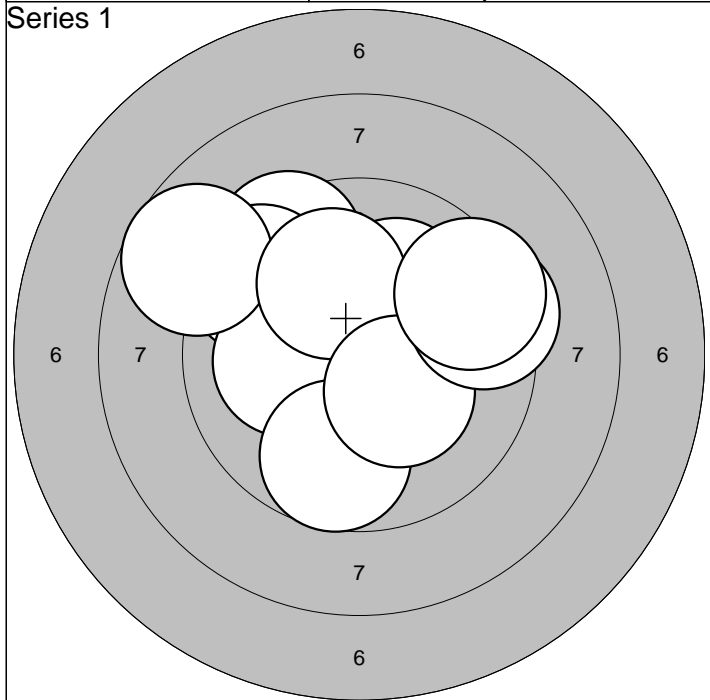
1:10.2* ↓	6:10.0 ↓	<b>Series</b>	97.0
2: 9.9 ←	7: 9.9 →		
3:10.2* ↖	8:10.2* ↗	<b>Total</b>	193.0
4: 9.1 ←	9:10.8* ↓		
5:10.9* ↗	10:10.5* ↓		



1: 9.9 ↖	6:10.7* ↘	<b>Series</b>	96.0
2:10.1 ↓	7: 9.5 ↑		
3: 9.4 ←	8:10.6* ↑	<b>Total</b>	289.0
4: 9.9 ↓	9:10.3* →		
5:10.7* ←	10:10.6* ↗		

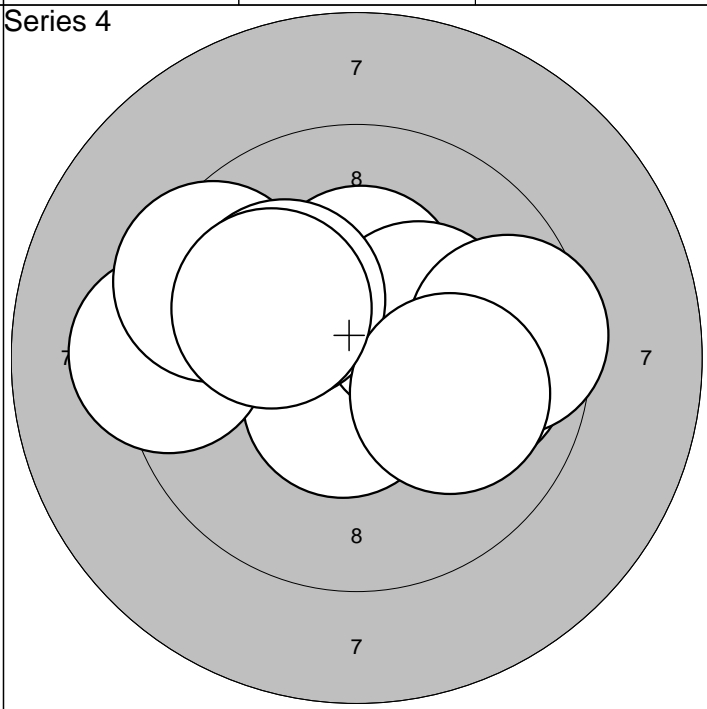
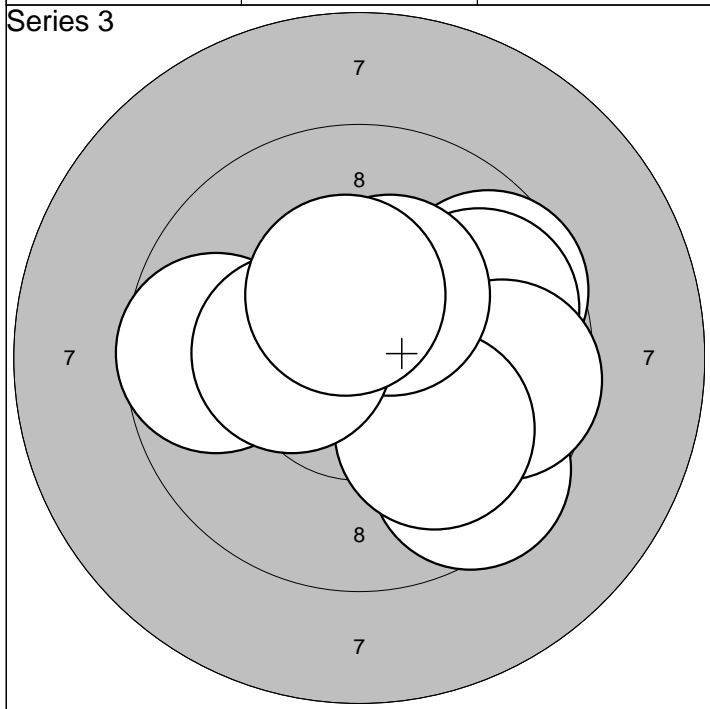


1:10.1 →	6: 8.9 →	<b>Series</b>	94.0
2:10.2* ←	7:10.3* ↓		
3:10.4* ↓	8:10.6* ↖	<b>Total</b>	383.0
4: 9.6 ↖	9:10.7* ↓		
5: 9.4 ↗	10: 8.7 ↗		



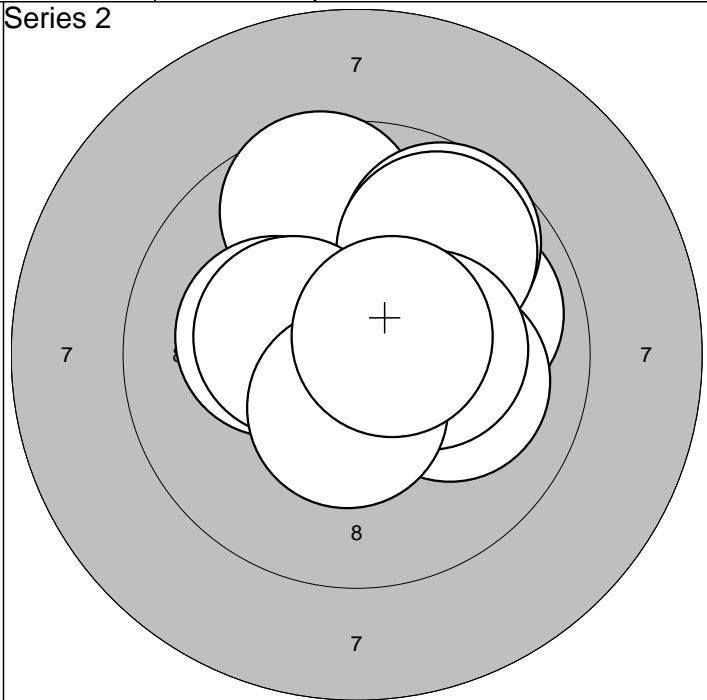
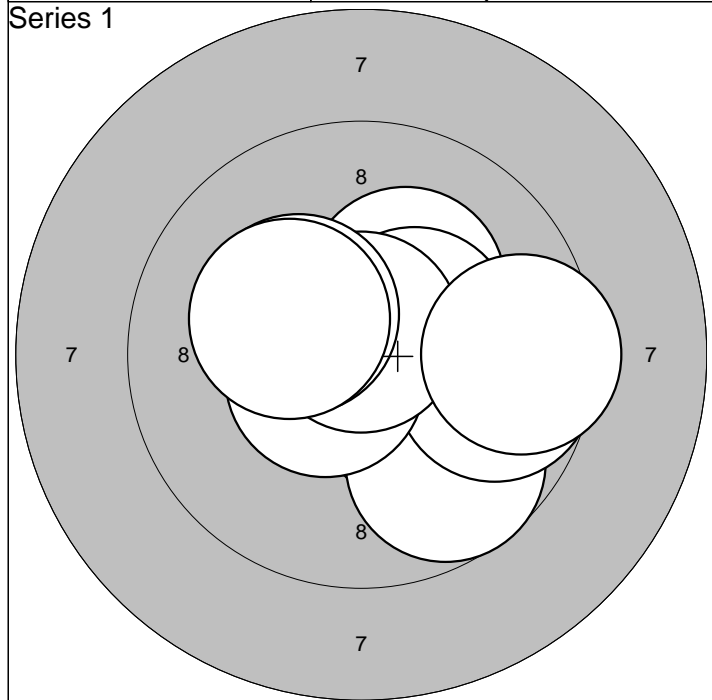
1:10.1 ↗	6:10.0 ↗	<b>Series</b>	93.0
2: 9.4 ↗	7: 9.7 ↓		
3: 9.5 ↗	8:10.3* ↓	<b>Total</b>	93.0
4:10.1 ←	9: 9.4 →		
5: 8.7 ↖	10: 9.4 ↗		

1:10.0 ↗	6:10.1 ↘	<b>Series</b>	99.0
2:10.2* ↗	7:10.1 ↗		
3: 9.9 →	8:10.5* ↓	<b>Total</b>	192.0
4:10.0 →	9:10.2* ↗		
5:10.0 ←	10:10.1 ↗		



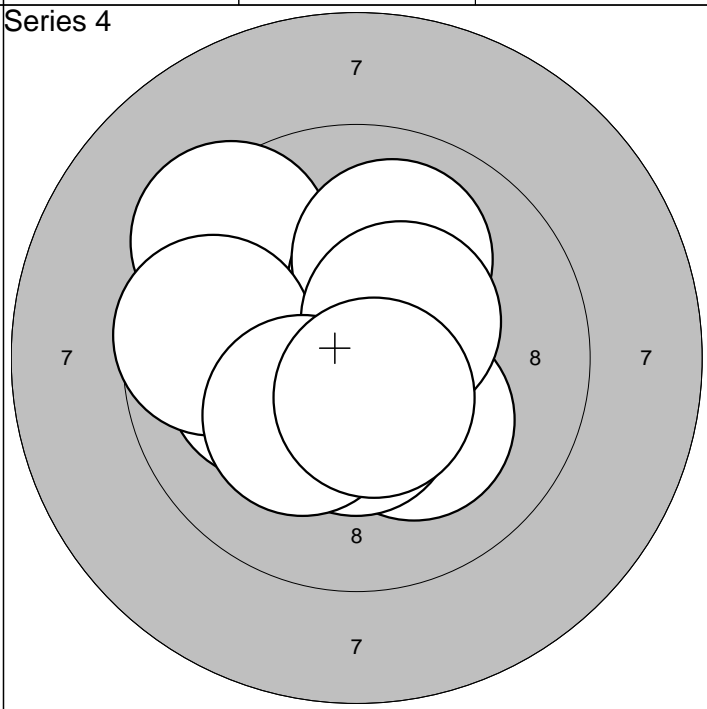
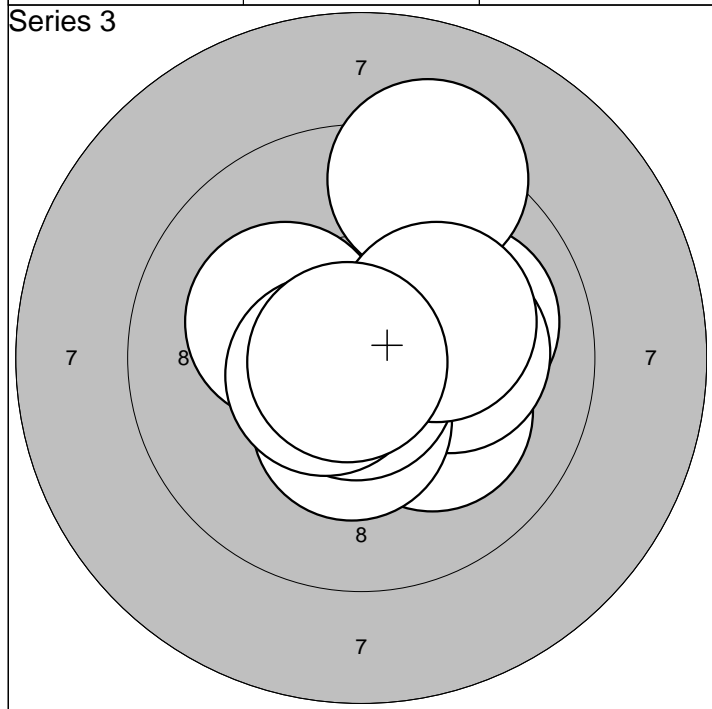
1: 9.7 ↗	6: 9.7 →	<b>Series</b>	95.0
2: 9.5 ↘	7:10.0 ↓		
3: 9.7 ←	8:10.3* ↗	<b>Total</b>	287.0
4: 9.8 →	9:10.3* ←		
5:10.6* →	10:10.4* ↗		

1: 9.9 →	6: 9.5 ↖	<b>Series</b>	96.0
2:10.3* ↗	7: 9.6 →		
3:10.6* ↓	8:10.1 ↗	<b>Total</b>	383.0
4:10.3* ↗	9:10.0 ↘		
5: 9.3 ←	10:10.1 ↗		



1:10.2* ↗	6:10.6* ↙	<b>Series</b>	97.0
2:10.2* ↘	7:10.7* ↑		
3:10.4* →	8: 9.5 →	<b>Total</b>	97.0
4: 9.7 ↘	9:10.3* ↙		
5: 9.7 →	10:10.2* ↙		

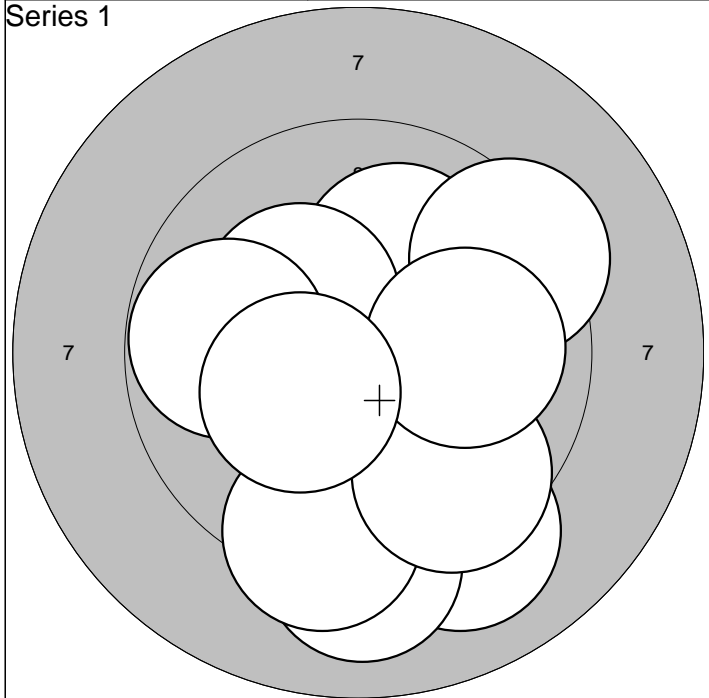
1: 9.6 ↑	6:10.2* ↙	<b>Series</b>	96.0
2: 9.9 →	7:10.3* →		
3:10.1 →	8:10.4* ↙	<b>Total</b>	193.0
4: 9.7 ↗	9:10.5* ↓		
5: 9.8 ↗	10:10.6* →		



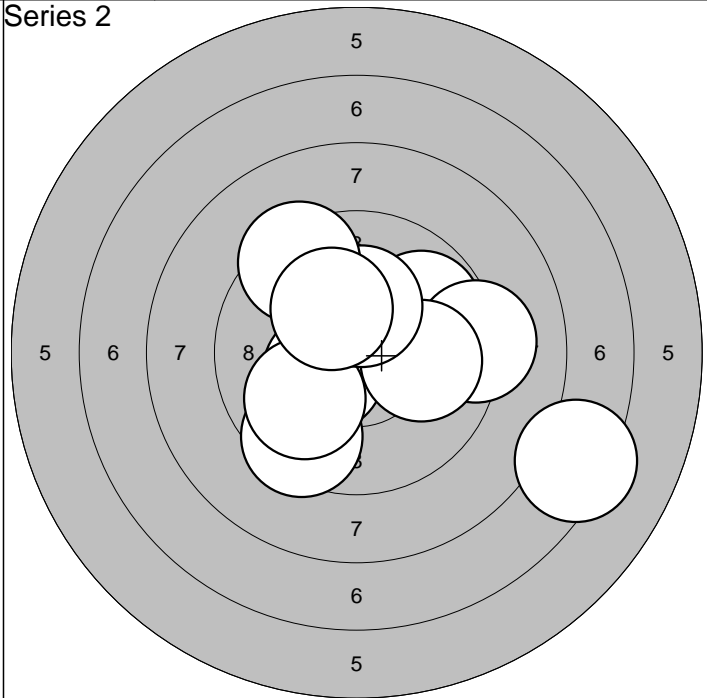
1:10.2* ↘	6:10.7* ↓	<b>Series</b>	99.0
2:10.0 →	7: 9.2 ↑		
3:10.1 →	8:10.2* →	<b>Total</b>	292.0
4:10.4* ↓	9:10.6* ↙		
5:10.2* ↙	10:10.8* ↙		

1: 9.4 ↙	6:10.0 ↑	<b>Series</b>	98.0
2:10.3* ↑	7: 9.6 ↙		
3:10.2* ↘	8:10.4* →	<b>Total</b>	390.0
4:10.1 ↙	9:10.3* ↙		
5:10.4* ↓	10:10.6* ↓		

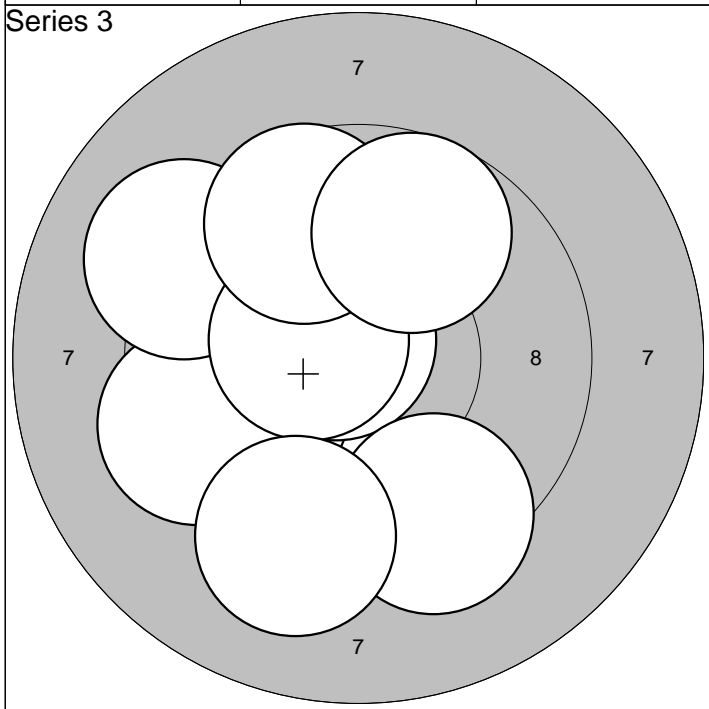




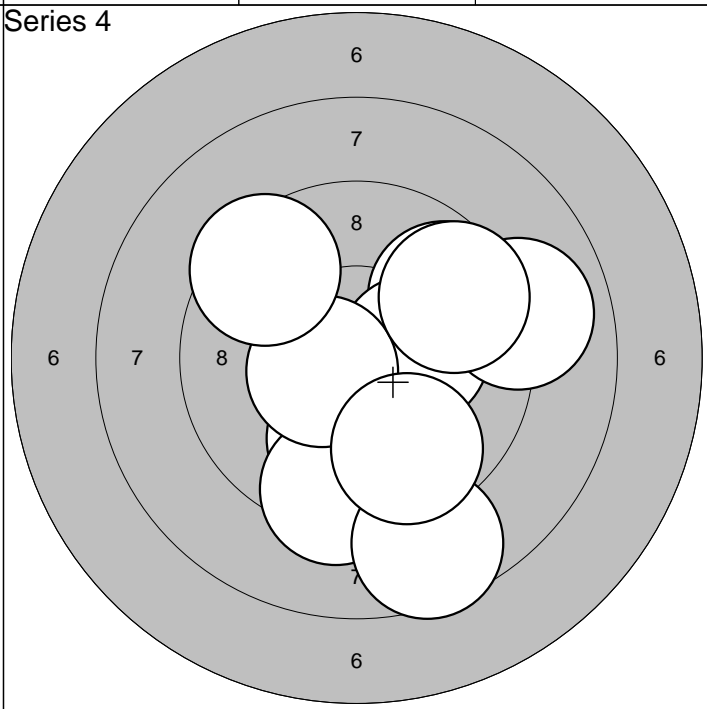
1: 9.1	↘	6:10.3*	↖	Series	94.0
2: 9.1	↓	7: 9.6	↘		
3:10.1	↗	8: 9.8	←	Total	94.0
4: 9.3	↓	9:10.0	→		
5: 9.4	↗	10:10.3*	↙		



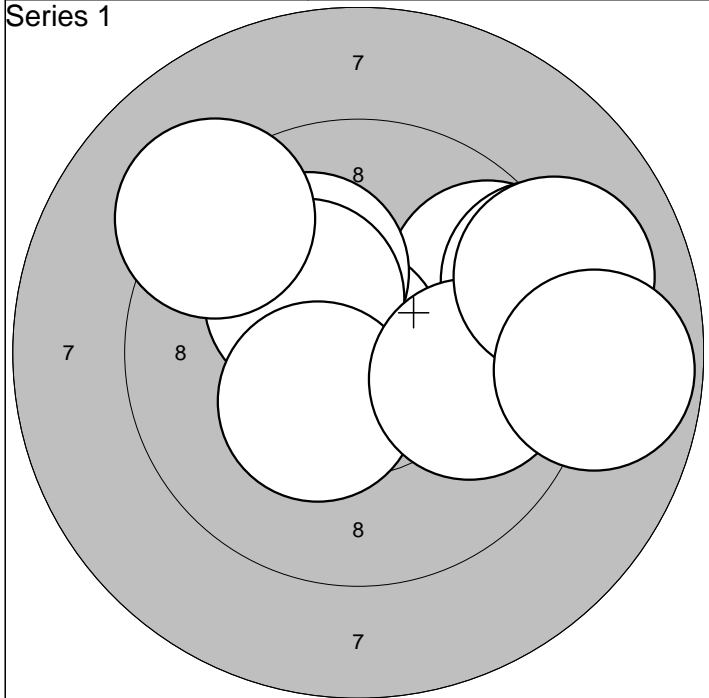
1: 9.8	↗	6:10.0	→	Series	92.0
2: 7.3	↘	7: 9.9	↙		
3:10.4*	↙	8:10.3*	↑	Total	186.0
4: 9.2	→	9: 9.4	↖		
5: 9.5	↙	10:10.2*	↖		



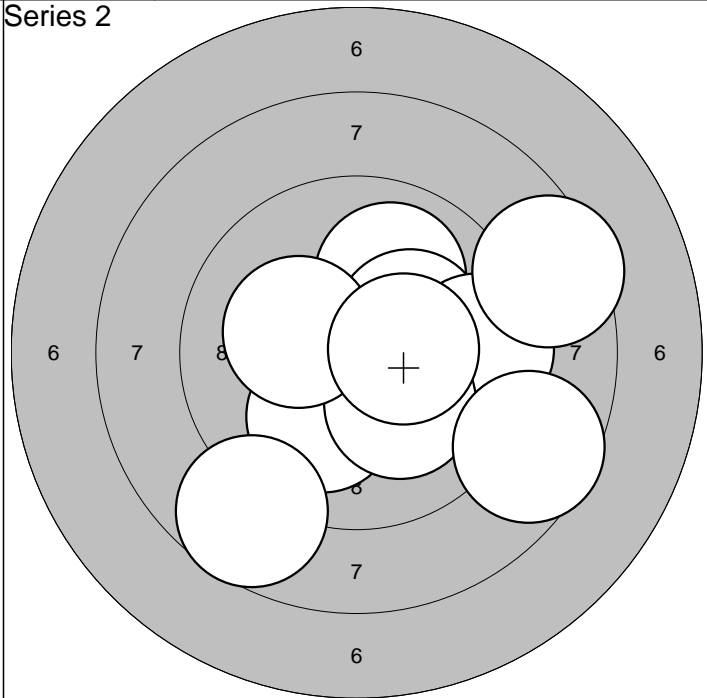
1: 9.9	↘	6:10.5*	←	Series	92.0
2: 9.9	←	7: 9.4	↘		
3: 9.4	←	8: 9.7	↗	Total	278.0
4:10.7*	↖	9: 9.7	↗		
5: 9.2	↙	10: 9.2	↓		



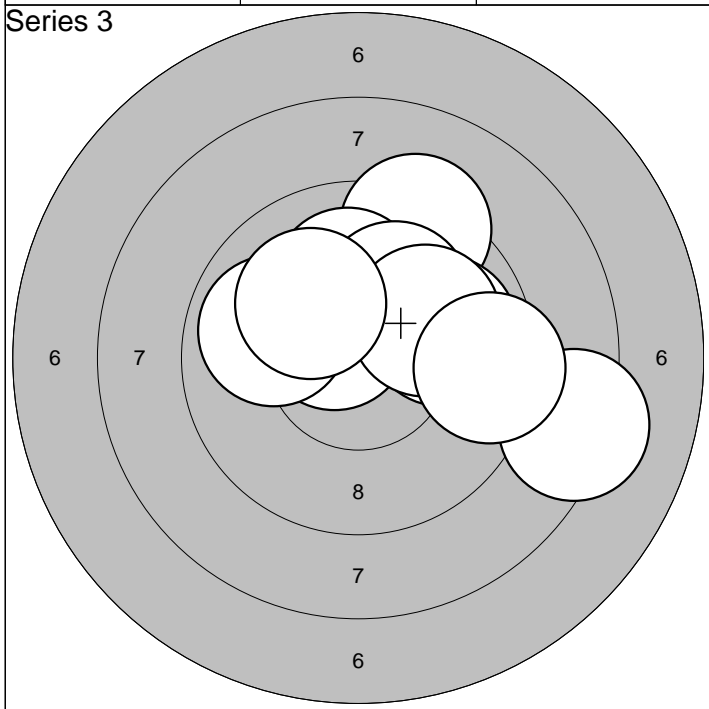
1:10.0	↓	6:10.5*	←	Series	92.0
2: 9.4	↓	7: 9.0	→		
3: 8.6	↓	8: 9.6	↗	Total	370.0
4: 9.7	↗	9: 9.4	↖		
5:10.3*	→	10: 9.7	↓		



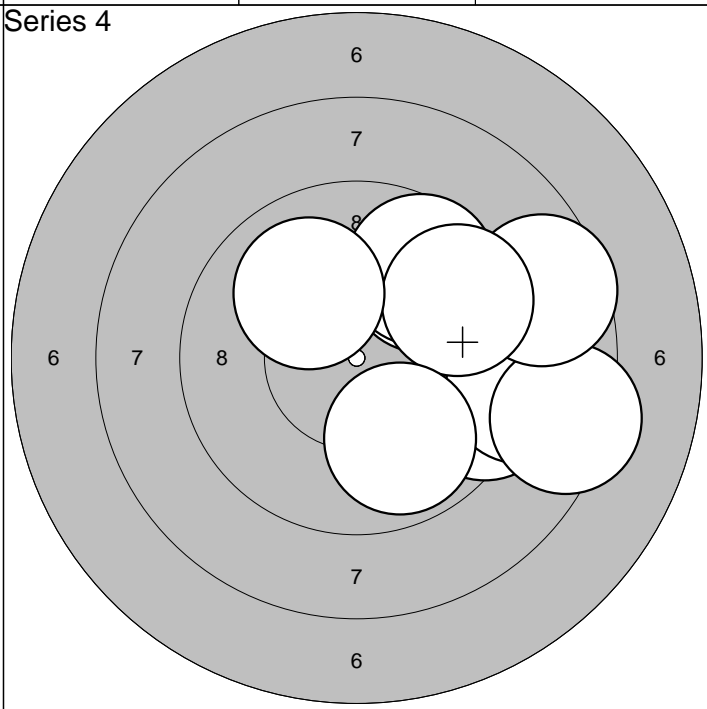
1: 9.6 ↗	6:10.4* ↘	<b>Series</b> 93.0
2:10.8* ↖	7: 9.9 →	
3:10.1 ↗	8: 9.1 →	<b>Total</b> 93.0
4:10.3* ↗	9: 8.8 →	
5: 9.2 →	10: 9.2 ↗	



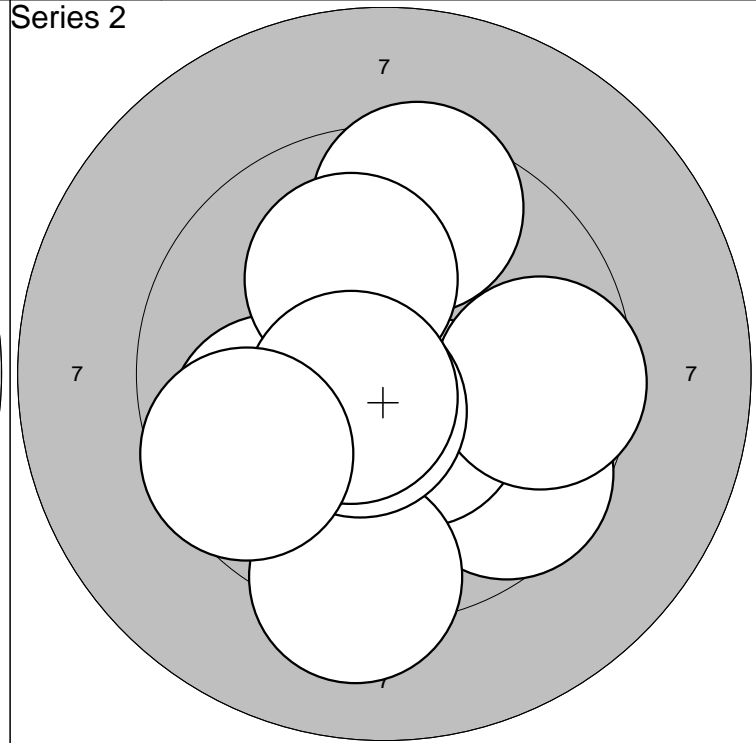
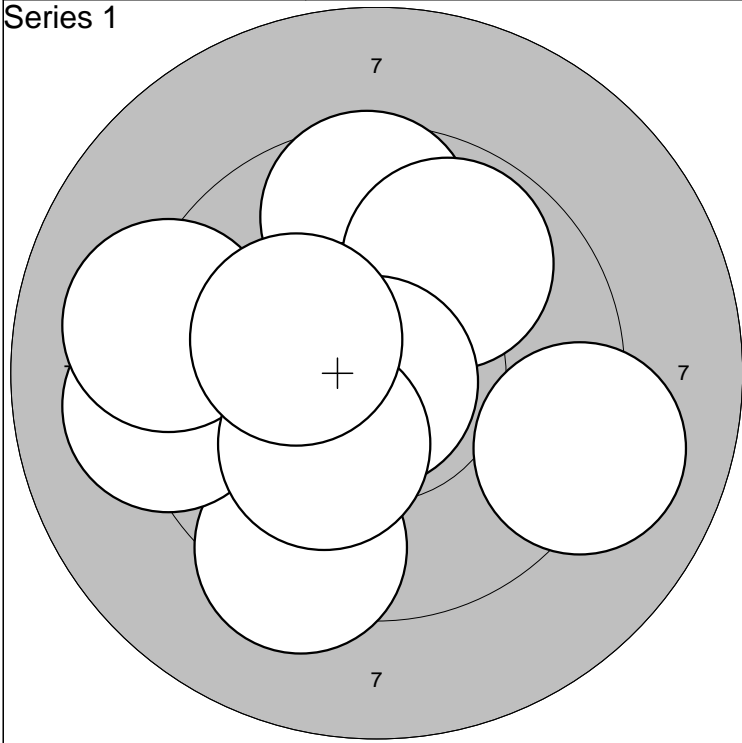
1:10.0 ↗	6: 8.6 ↘	<b>Series</b> 93.0
2:10.2* ↗	7:10.2* ↖	
3:10.1 ↘	8: 8.7 ↘	<b>Total</b> 186.0
4: 9.5 →	9: 8.5 →	
5:10.2* ↘	10:10.4* →	



1: 9.3 ↗	6:10.0 ↗	<b>Series</b> 94.0
2:10.0 ↑	7: 9.9 ↖	
3:10.1 ↗	8: 8.2 →	<b>Total</b> 280.0
4: 9.9 →	9: 9.4 →	
5:10.6* ↖	10:10.1 ↗	

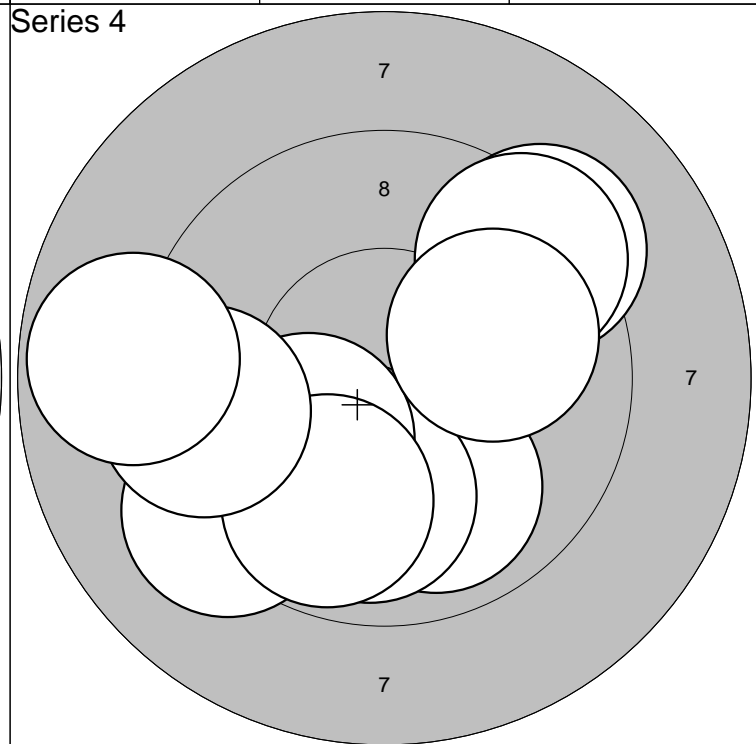
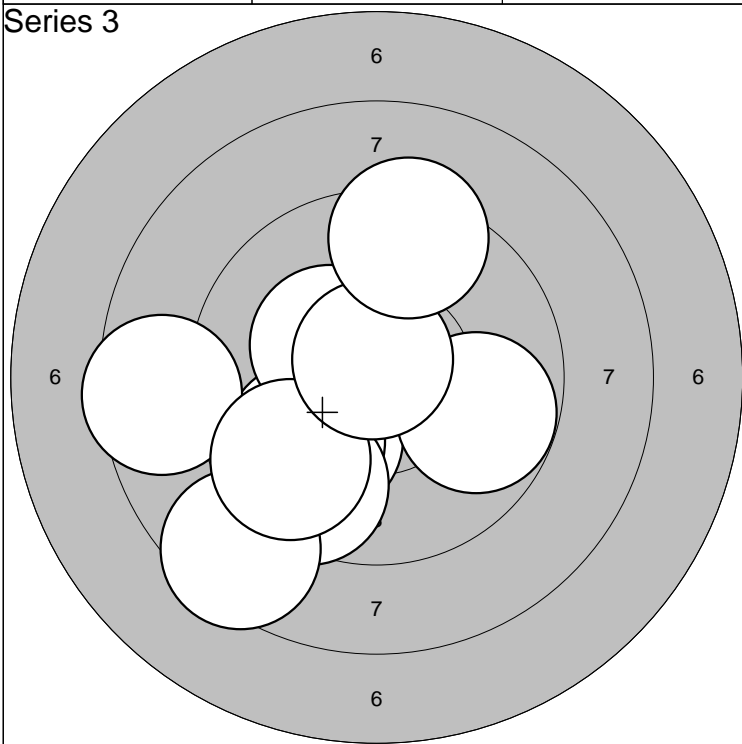


1: 9.3 →	6: 8.4 →	<b>Series</b> 89.0
2: 9.7 ↗	7: 8.6 →	
3: 9.2 →	8: 9.6 →	<b>Total</b> 369.0
4: 9.6 ↗	9:10.0 ↖	
5: 9.0 →	10: 9.9 ↘	



1: 9.3	↘	6: 9.1	←	Series	94.0
2: 9.6	↑	7:10.9*	↘		
3: 9.1	←	8:10.2*	↘	Total	94.0
4:10.6*	↖	9: 9.1	→		
5: 9.9	↗	10:10.2*	←		

1: 9.6	↘	6: 9.5	↑	Series	95.0
2:10.5*	↘	7:10.0	←		
3: 9.2	↘	8:10.1	↑	Total	189.0
4: 9.6	→	9:10.6*	↖		
5:10.6*	↘	10: 9.6	↖		



1:10.0	↘	6: 8.5	←	Series	91.0
2: 9.9	↘	7: 8.5	↘		
3: 9.5	↘	8: 9.6	↖	Total	280.0
4: 9.8	→	9:10.7*	↑		
5:10.3*	↖	10: 9.4	↑		

1: 9.9	↘	6:10.1	↖	Series	91.0
2: 9.9	↘	7: 9.8	↘		
3: 9.3	↗	8:10.0	→	Total	371.0
4: 9.4	↗	9: 9.4	←		
5: 9.2	↖	10: 8.8	←		