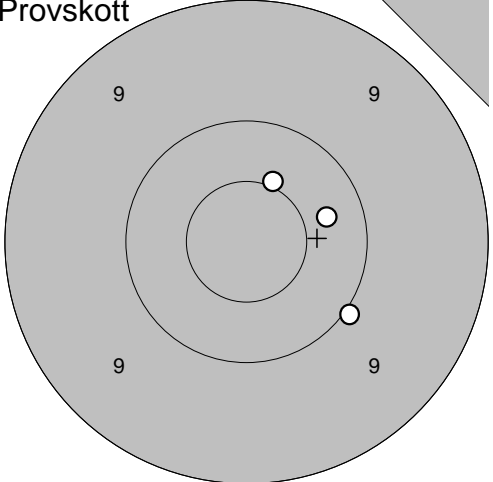
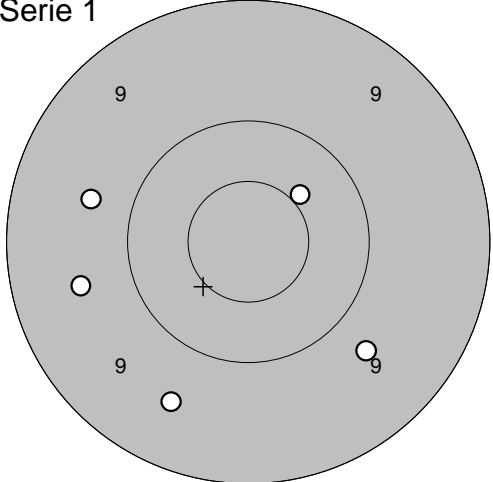
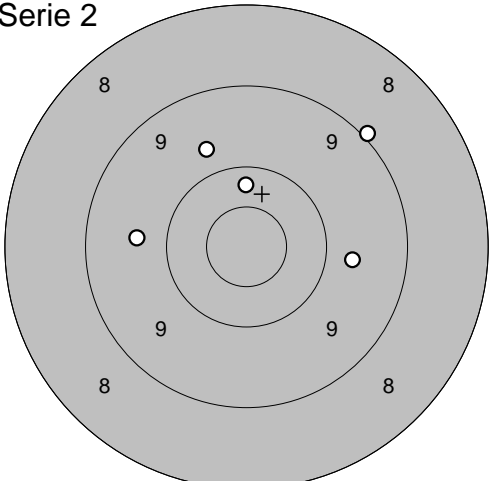
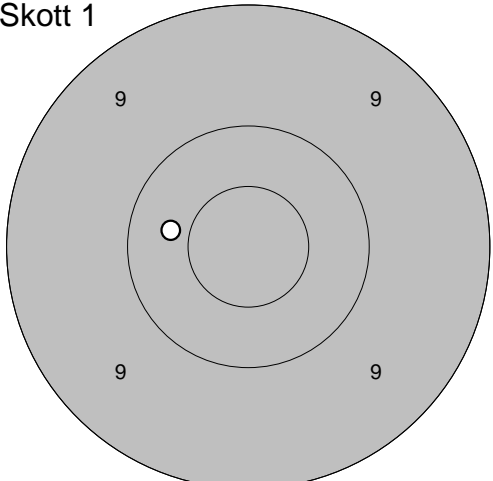
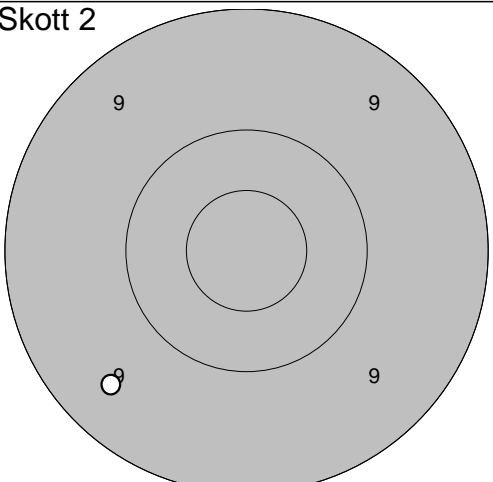
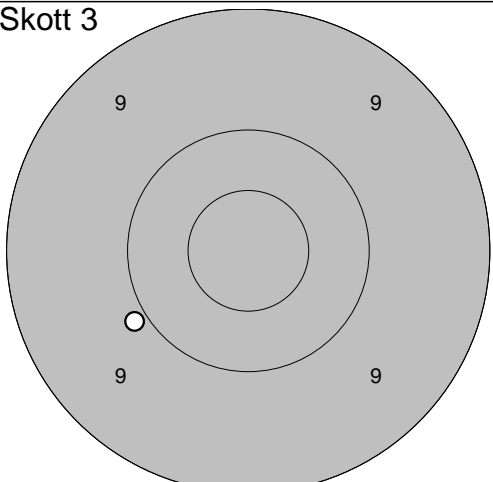
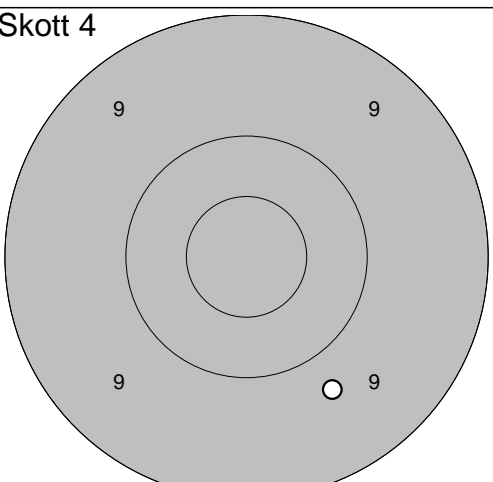
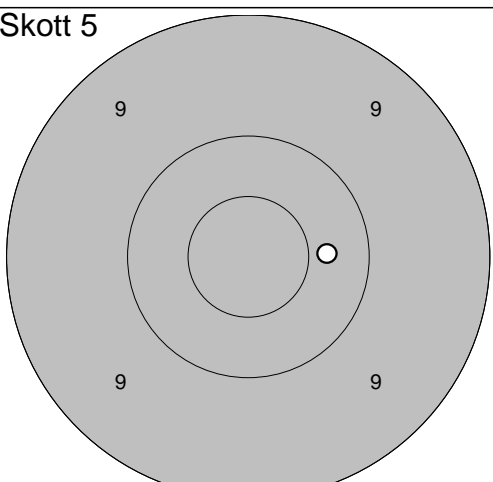
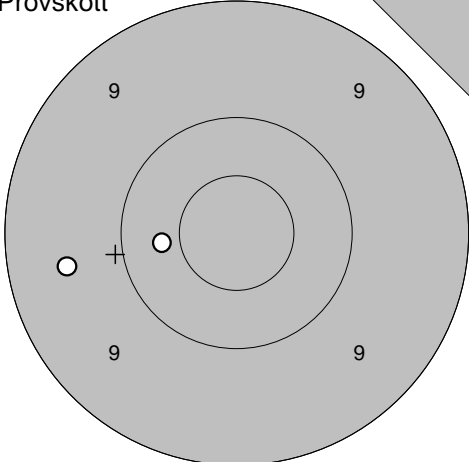
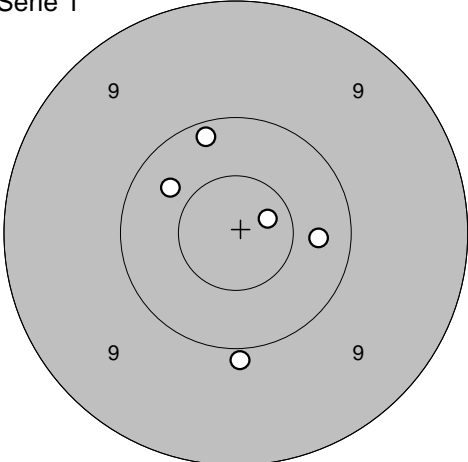


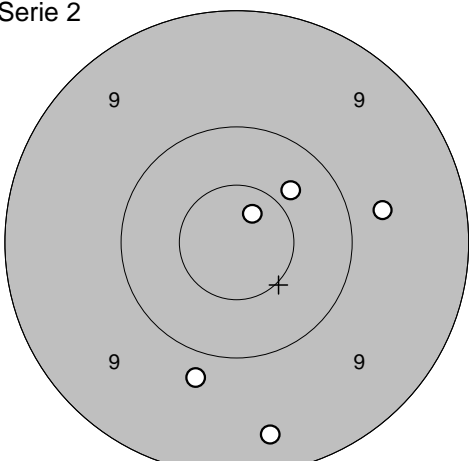
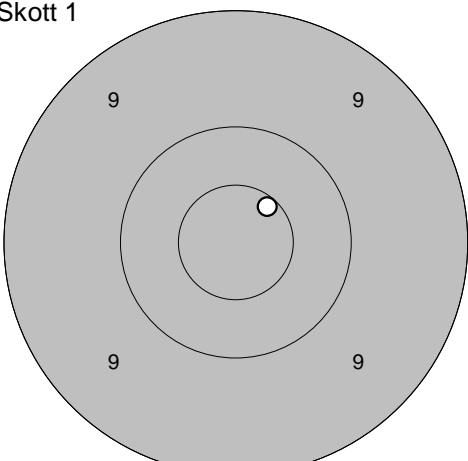
| | | | | | | | | | | |
|------------------------------------------------------------------------------------------------------|-------------------------------------------------------------------------------------------------------------------------------------------------------------------------------------------------------------------------------------------------------------------------------------------------------------------------------|-------|------|--------|-------|----------------------------------------------------------------------------------------------------------------------------------------------------------------------------------------------------------------------------------------------------------------------------------------------------------------------------------------------------------|-------|------|--------|-------|
| Provskott  | Serie 1 1:10,3 → 2:10,5* ↑ 3:10,0 ↘ <table border="1" style="width:100%; border-collapse: collapse;"> <tr><td style="text-align: right;">Serie</td><td style="text-align: right;">30,0</td></tr> <tr><td style="text-align: right;">Totalt</td><td style="text-align: right;">146,0</td></tr> </table> | Serie | 30,0 | Totalt | 146,0 |  <table border="1" style="width:100%; border-collapse: collapse;"> <tr><td style="text-align: right;">Serie</td><td style="text-align: right;">46,0</td></tr> <tr><td style="text-align: right;">Totalt</td><td style="text-align: right;">192,0</td></tr> </table> | Serie | 46,0 | Totalt | 192,0 |
| Serie | 30,0 | | | | | | | | | |
| Totalt | 146,0 | | | | | | | | | |
| Serie | 46,0 | | | | | | | | | |
| Totalt | 192,0 | | | | | | | | | |

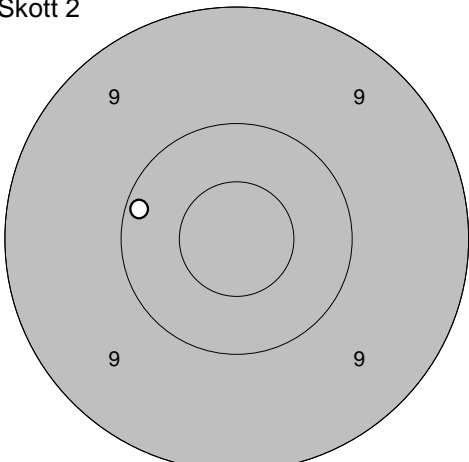
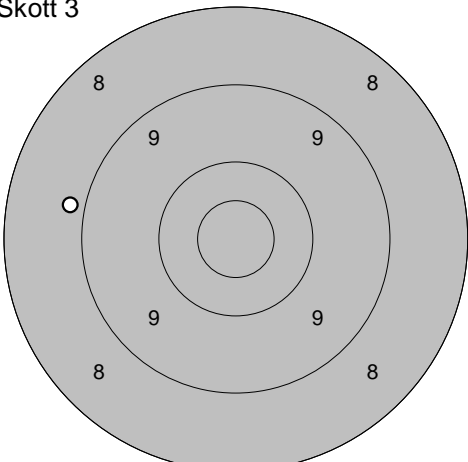
| | | | | | | | | | |
|---------------------------------------------------------------------------------------------------------------------------------------------------------------------------------------------------------------------------------------------------------------------------------------------------------------------------------------------------------------------------|-------|------|--------|-------|-----------------------------------------------------------------------------------------------------------------------------------------------------------------------------------------------------------------------------------------------------------------------------------------------------------------------------------------------------------------------------|-------|------|--------|-------|
| Serie 2  <table border="1" style="width:100%; border-collapse: collapse;"> <tr><td style="text-align: right;">Serie</td><td style="text-align: right;">46,0</td></tr> <tr><td style="text-align: right;">Totalt</td><td style="text-align: right;">238,0</td></tr> </table> | Serie | 46,0 | Totalt | 238,0 | Skott 1  <table border="1" style="width:100%; border-collapse: collapse;"> <tr><td style="text-align: right;">Serie</td><td style="text-align: right;">10,0</td></tr> <tr><td style="text-align: right;">Totalt</td><td style="text-align: right;">248,0</td></tr> </table> | Serie | 10,0 | Totalt | 248,0 |
| Serie | 46,0 | | | | | | | | |
| Totalt | 238,0 | | | | | | | | |
| Serie | 10,0 | | | | | | | | |
| Totalt | 248,0 | | | | | | | | |

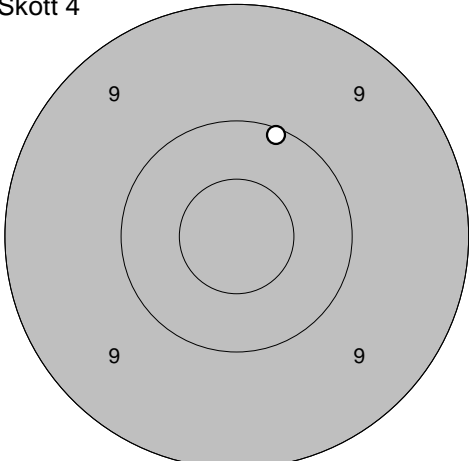
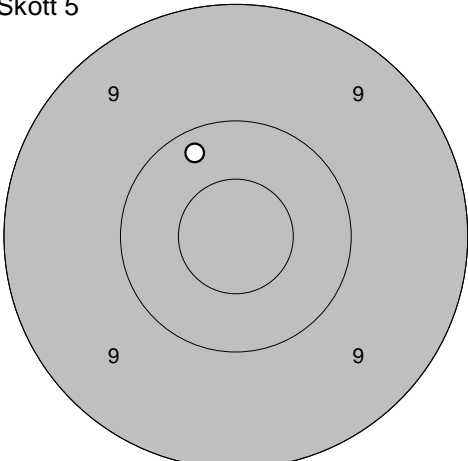
| | | | | | | | | | |
|---------------------------------------------------------------------------------------------------------------------------------------------------------------------------------------------------------------------------------------------------------------------------------------------------------------------------------------------------------------------------|-------|-----|--------|-------|-----------------------------------------------------------------------------------------------------------------------------------------------------------------------------------------------------------------------------------------------------------------------------------------------------------------------------------------------------------------------------|-------|-----|--------|-------|
| Skott 2  <table border="1" style="width:100%; border-collapse: collapse;"> <tr><td style="text-align: right;">Serie</td><td style="text-align: right;">9,0</td></tr> <tr><td style="text-align: right;">Totalt</td><td style="text-align: right;">257,0</td></tr> </table> | Serie | 9,0 | Totalt | 257,0 | Skott 3  <table border="1" style="width:100%; border-collapse: collapse;"> <tr><td style="text-align: right;">Serie</td><td style="text-align: right;">9,0</td></tr> <tr><td style="text-align: right;">Totalt</td><td style="text-align: right;">266,0</td></tr> </table> | Serie | 9,0 | Totalt | 266,0 |
| Serie | 9,0 | | | | | | | | |
| Totalt | 257,0 | | | | | | | | |
| Serie | 9,0 | | | | | | | | |
| Totalt | 266,0 | | | | | | | | |

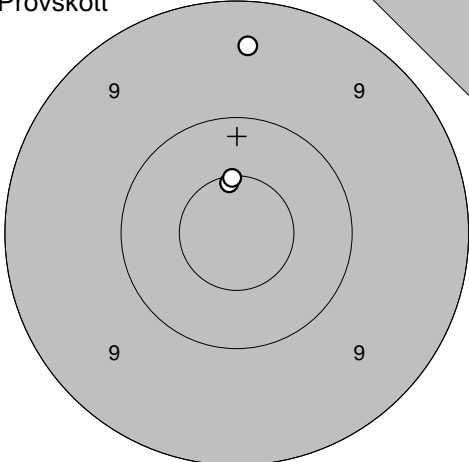
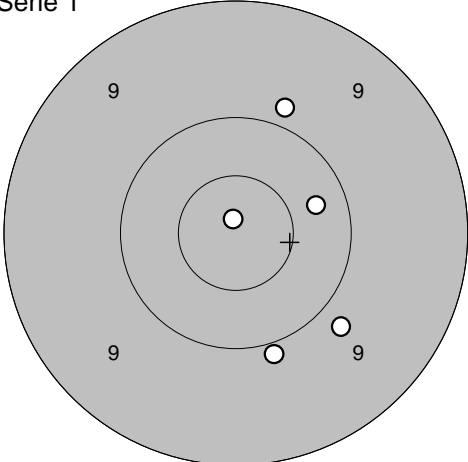
| | | | | | | | | | |
|---------------------------------------------------------------------------------------------------------------------------------------------------------------------------------------------------------------------------------------------------------------------------------------------------------------------------------------------------------------------------|-------|-----|--------|-------|------------------------------------------------------------------------------------------------------------------------------------------------------------------------------------------------------------------------------------------------------------------------------------------------------------------------------------------------------------------------------|-------|------|--------|-------|
| Skott 4  <table border="1" style="width:100%; border-collapse: collapse;"> <tr><td style="text-align: right;">Serie</td><td style="text-align: right;">9,0</td></tr> <tr><td style="text-align: right;">Totalt</td><td style="text-align: right;">275,0</td></tr> </table> | Serie | 9,0 | Totalt | 275,0 | Skott 5  <table border="1" style="width:100%; border-collapse: collapse;"> <tr><td style="text-align: right;">Serie</td><td style="text-align: right;">10,0</td></tr> <tr><td style="text-align: right;">Totalt</td><td style="text-align: right;">285,0</td></tr> </table> | Serie | 10,0 | Totalt | 285,0 |
| Serie | 9,0 | | | | | | | | |
| Totalt | 275,0 | | | | | | | | |
| Serie | 10,0 | | | | | | | | |
| Totalt | 285,0 | | | | | | | | |

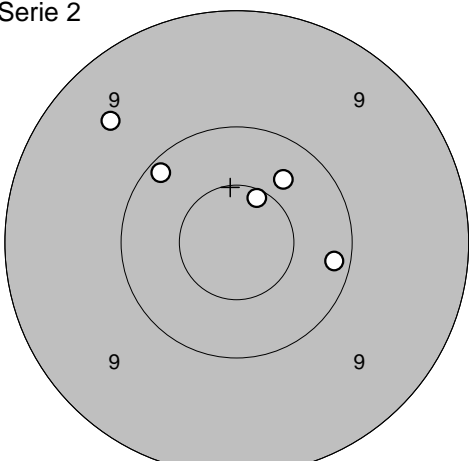
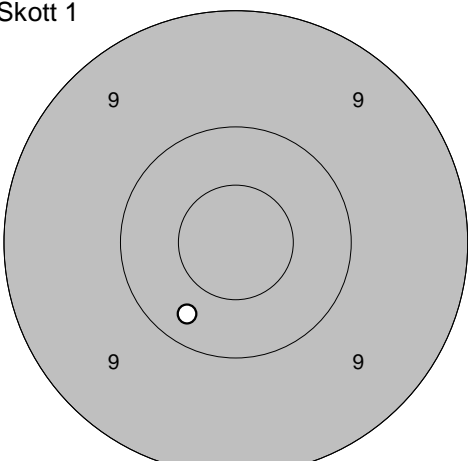
| | | | |
|---------------------------------------------------------------------------------------------------|-------------------------------|---------------------------------------------------------------------------------------------------|--------------------------------------------------------------------------|
| <p>Provsrott</p>  | <p>1: 9,5 ← 2: 10,4 ←</p> | <p>Serie 1</p>  | <p>1: 10,7* → 2: 9,9 ↓ 3: 10,3 ↖ 4: 10,3 → 5: 10,2 ↗</p> |
| Serie 19,0 | | Serie 49,0 | |
| Totalt 146,0 | | Totalt 195,0 | |

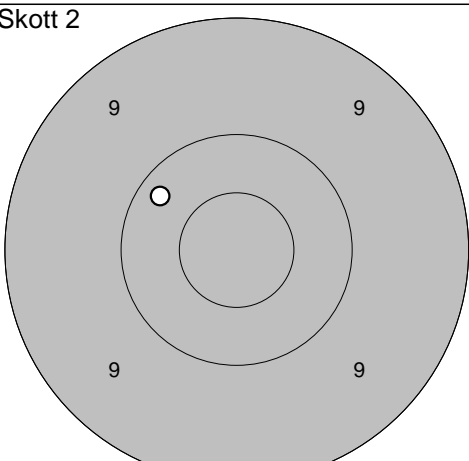
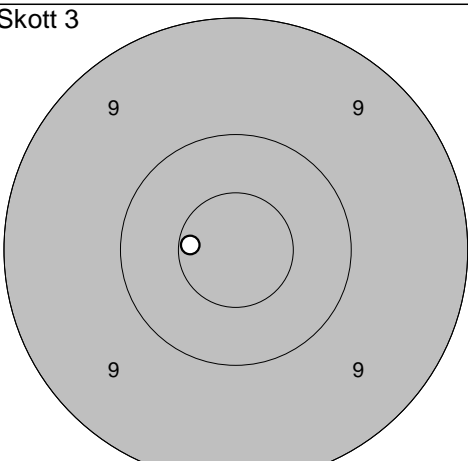
| | | | |
|--------------------------------------------------------------------------------------------------|------------------------------------------------------------------------|----------------------------------------------------------------------------------------------------|-------------------|
| <p>Serie 2</p>  | <p>1: 10,4 ↗ 2: 9,8 ↓ 3: 9,7 → 4: 10,7* ↗ 5: 9,3 ↓</p> | <p>Skott 1</p>  | <p>1: 10,6* ↗</p> |
| Serie 47,0 | | Serie 10,0 | |
| Totalt 242,0 | | Totalt 252,0 | |

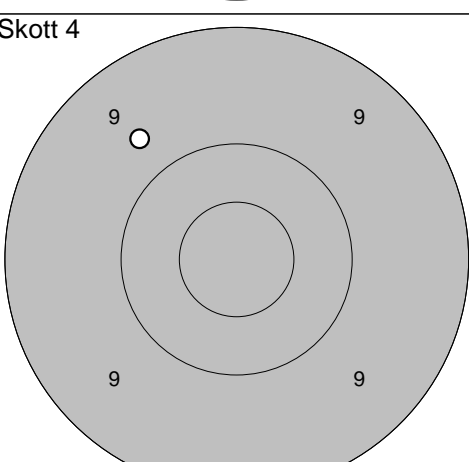
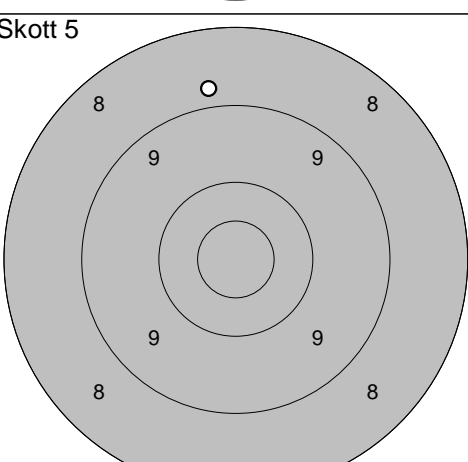
| | | | |
|---------------------------------------------------------------------------------------------------|------------------|-----------------------------------------------------------------------------------------------------|-----------------|
| <p>Skott 2</p>  | <p>1: 10,2 ←</p> | <p>Skott 3</p>  | <p>1: 8,9 ←</p> |
| Serie 10,0 | | Serie 8,0 | |
| Totalt 262,0 | | Totalt 270,0 | |

| | | | |
|---------------------------------------------------------------------------------------------------|------------------|-----------------------------------------------------------------------------------------------------|------------------|
| <p>Skott 4</p>  | <p>1: 10,1 ↗</p> | <p>Skott 5</p>  | <p>1: 10,2 ↖</p> |
| Serie 10,0 | | Serie 10,0 | |
| Totalt 280,0 | | Totalt 290,0 | |

| | | | |
|-----------------------------------------------------------------------------------------------|--------------------------------------|-----------------------------------------------------------------------------------------------|-------------------------------------------------------------|
| Provsrott  | 1: 10,6* ↑ 2: 10,6* ↑ 3: 9,4 ↑ | Serie 1  | 1: 9,8 ↘ 2: 9,9 ↓ 3: 10,9* ↑ 4: 10,3 → 5: 9,9 ↑ |
| Serie 29,0 | | Serie 47,0 | |
| Totalt 143,0 | | Totalt 190,0 | |

| | | | |
|----------------------------------------------------------------------------------------------|---------------------------------------------------------------|------------------------------------------------------------------------------------------------|-----------|
| Serie 2  | 1: 9,5 ↖ 2: 10,4 ↗ 3: 10,6* ↑ 4: 10,1 ↖ 5: 10,2 → | Skott 1  | 1: 10,3 ↙ |
| Serie 49,0 | | Serie 10,0 | |
| Totalt 239,0 | | Totalt 249,0 | |

| | | | |
|-----------------------------------------------------------------------------------------------|-----------|-------------------------------------------------------------------------------------------------|------------|
| Skott 2  | 1: 10,2 ↖ | Skott 3  | 1: 10,6* ← |
| Serie 10,0 | | Serie 10,0 | |
| Totalt 259,0 | | Totalt 269,0 | |

| | | | |
|-----------------------------------------------------------------------------------------------|----------|-------------------------------------------------------------------------------------------------|----------|
| Skott 4  | 1: 9,7 ↖ | Skott 5  | 1: 8,8 ↑ |
| Serie 9,0 | | Serie 8,0 | |
| Totalt 278,0 | | Totalt 286,0 | |

Skjutlag

4

Tavla

5

Markus Andersson

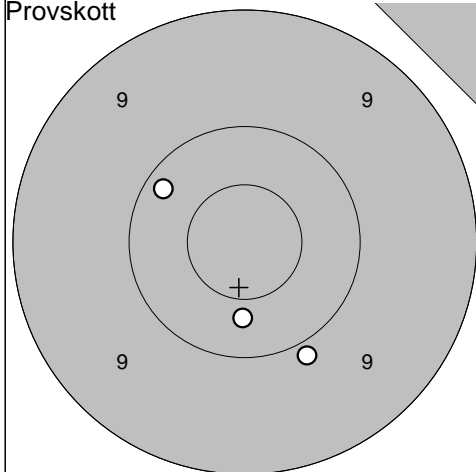
Bälinge-Jumkil

2010-07-21

Tavelträffen 2010 Final

Ramselefors SKF

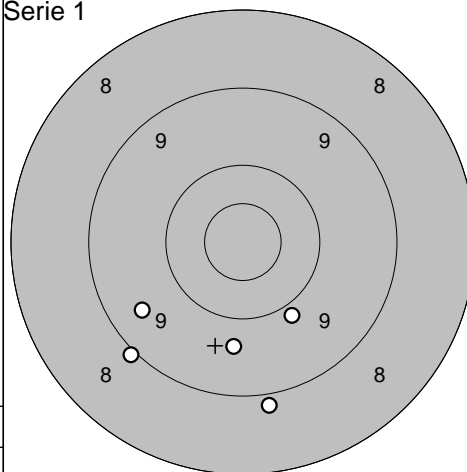
Provsrott



1: 10,4 ↓
 2: 9,9 ↘
 3: 10,2 ↗

Serie 29,0
 Totalt 143,0

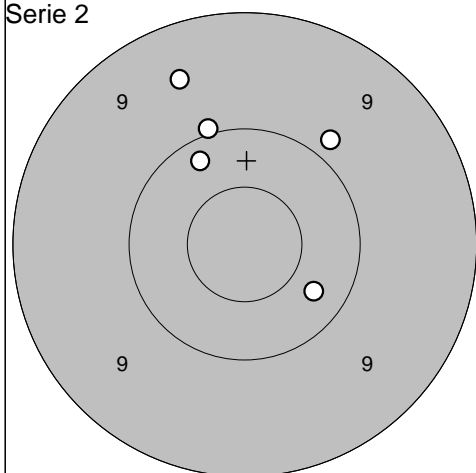
Serie 1



1: 9,0 ↙
 2: 9,5 ↙
 3: 8,9 ↓
 4: 9,9 ↓
 5: 9,7 ↓

Serie 44,0
 Totalt 187,0

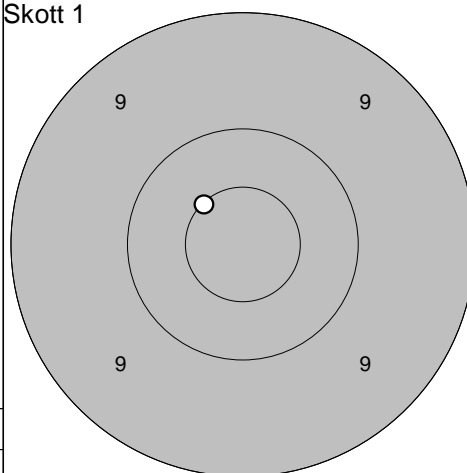
Serie 2



1: 10,0 ↑
 2: 9,9 ↗
 3: 10,3 ↘
 4: 9,5 ↗
 5: 10,2 ↗

Serie 48,0
 Totalt 235,0

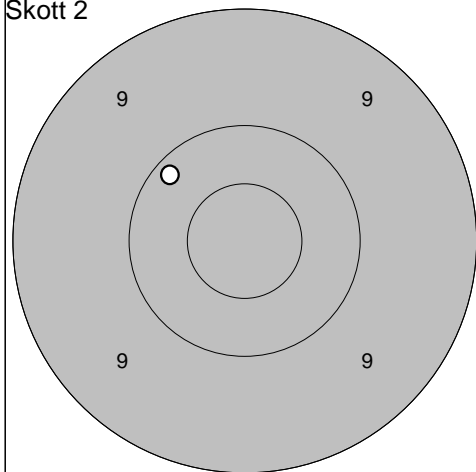
Skott 1



1: 10,6* ↖

Serie 10,0
 Totalt 245,0

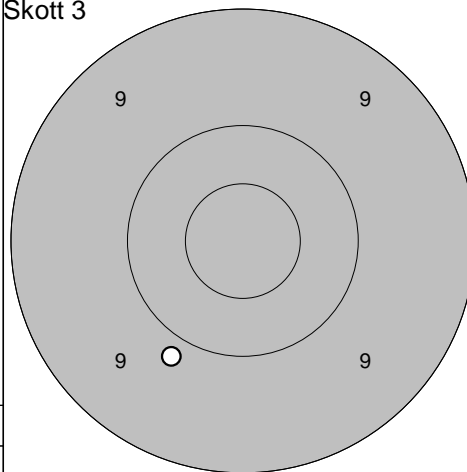
Skott 2



1: 10,2 ↖

Serie 10,0
 Totalt 255,0

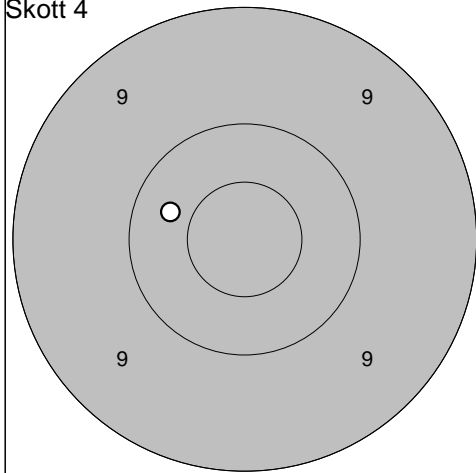
Skott 3



1: 9,9 ↘

Serie 9,0
 Totalt 264,0

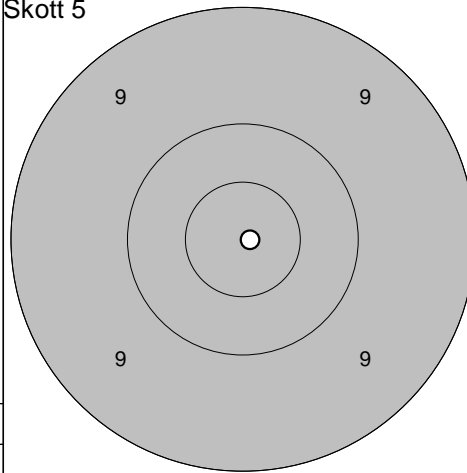
Skott 4



1: 10,3 ←

Serie 10,0
 Totalt 274,0

Skott 5



1: 10,9* →

Serie 10,0
 Totalt 284,0

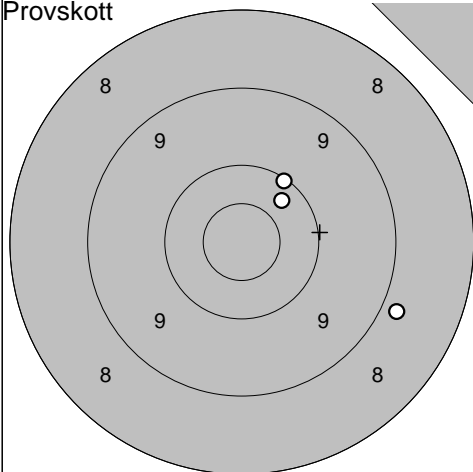
Ramselefors

2010-07-21

Tavelträffen 2010 Final

Ramselefors SKF

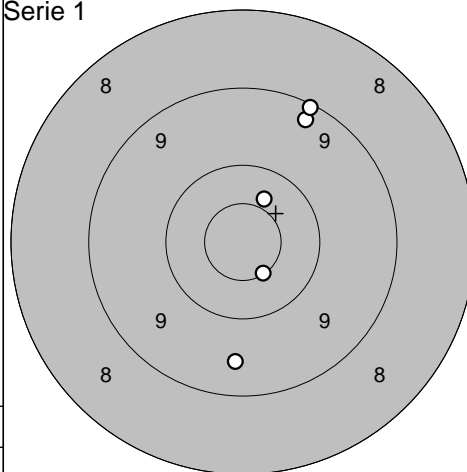
Provskott



1: 10,1 ↗
 2: 8,8 →
 3: 10,3 ↗

Serie 28,0
 Totalt 139,0

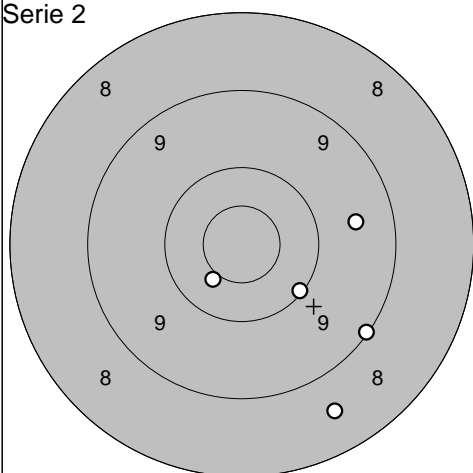
Serie 1



1: 9,3 ↗
 2: 10,4 ↗
 3: 9,1 ↗
 4: 9,5 ↓
 5: 10,6* ↓

Serie 47,0
 Totalt 186,0

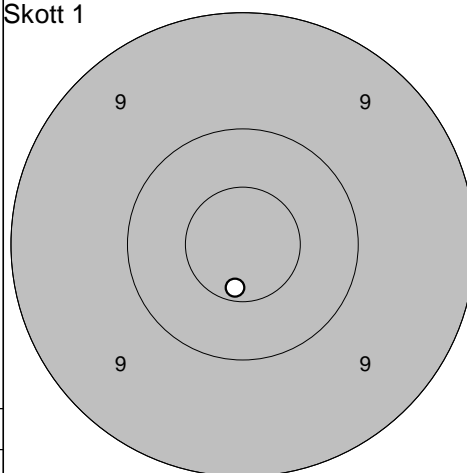
Serie 2



1: 9,1 ↘
 2: 8,6 ↘
 3: 9,5 →
 4: 10,5* ↘
 5: 10,1 ↘

Serie 46,0
 Totalt 232,0

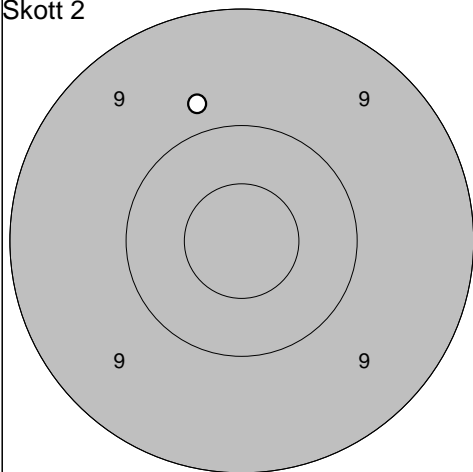
Skott 1



1: 10,6* ↓

Serie 10,0
 Totalt 242,0

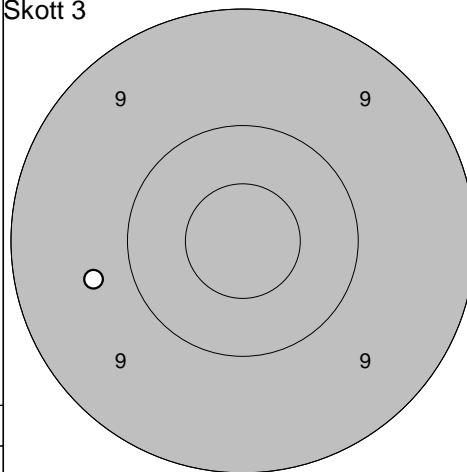
Skott 2



1: 9,8 ↗

Serie 9,0
 Totalt 251,0

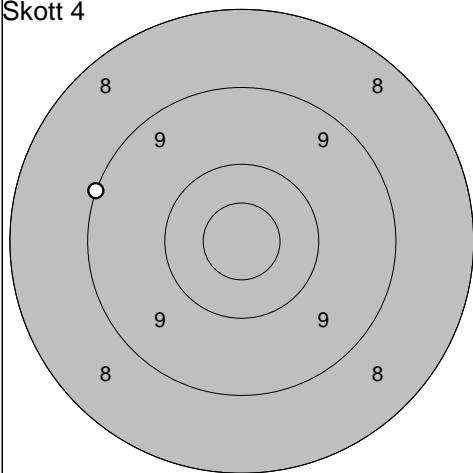
Skott 3



1: 9,7 ←

Serie 9,0
 Totalt 260,0

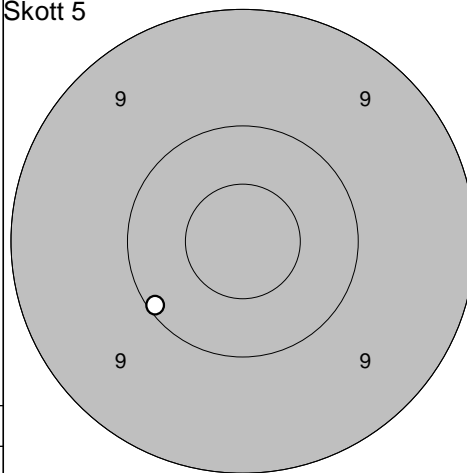
Skott 4



1: 9,1 ←

Serie 9,0
 Totalt 269,0

Skott 5



1: 10,1 ↙

Serie 10,0
 Totalt 279,0

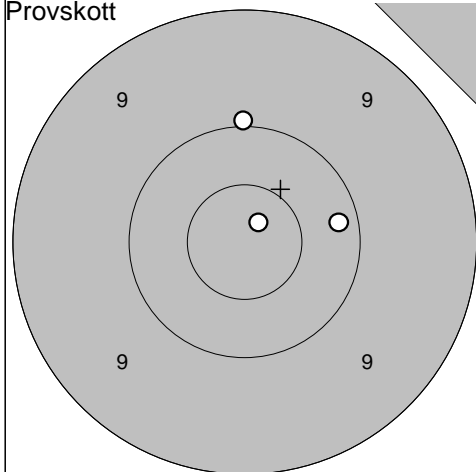
Gideå

2010-07-21

Tavelträffen 2010 Final

Ramselefors SKF

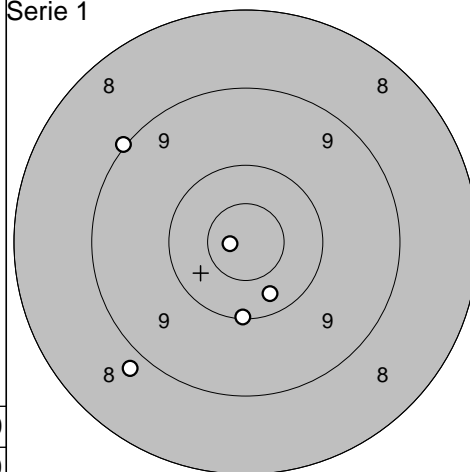
Provsnitt



1: 10,8* ↗
 2: 10,2 →
 3: 10,0 ↑

Serie 30,0
 Totalt 139,0

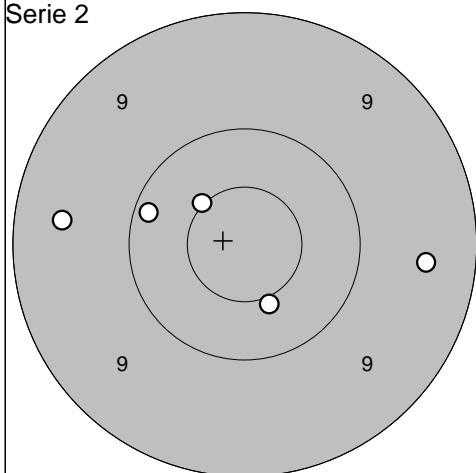
Serie 1



1: 10,1 ↓
 2: 10,3 ↓
 3: 10,8* ←
 4: 9,0 ↗
 5: 8,8 ↘

Serie 47,0
 Totalt 186,0

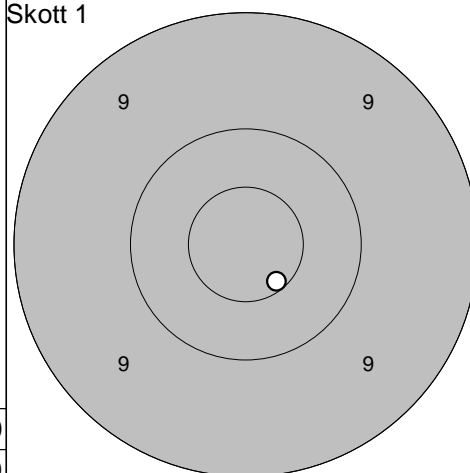
Serie 2



1: 10,5* ↓
 2: 10,2 ←
 3: 9,5 →
 4: 9,4 ←
 5: 10,5* ↗

Serie 48,0
 Totalt 234,0

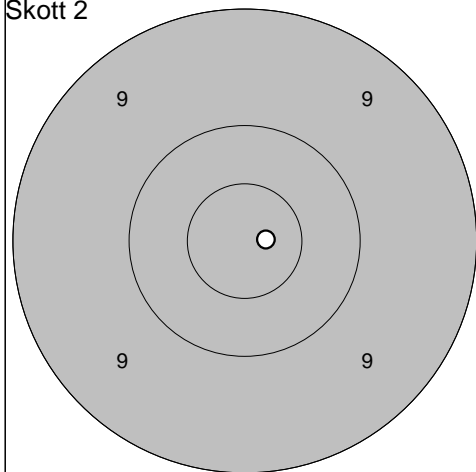
Skott 1



1: 10,6* ↓

Serie 10,0
 Totalt 244,0

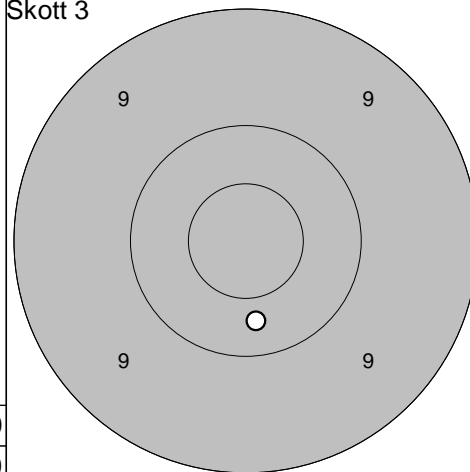
Skott 2



1: 10,8* →

Serie 10,0
 Totalt 254,0

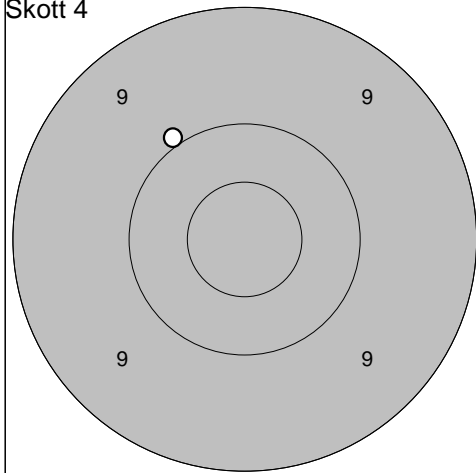
Skott 3



1: 10,3 ↓

Serie 10,0
 Totalt 264,0

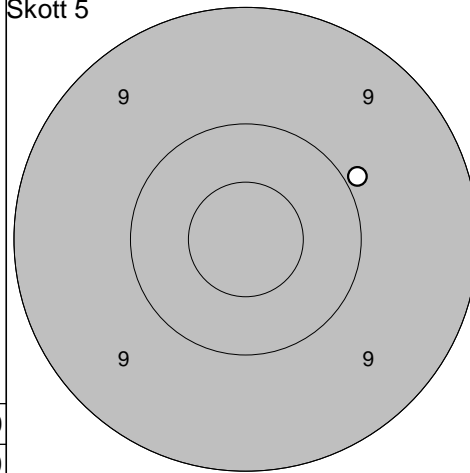
Skott 4



1: 10,0 ↗

Serie 10,0
 Totalt 274,0

Skott 5

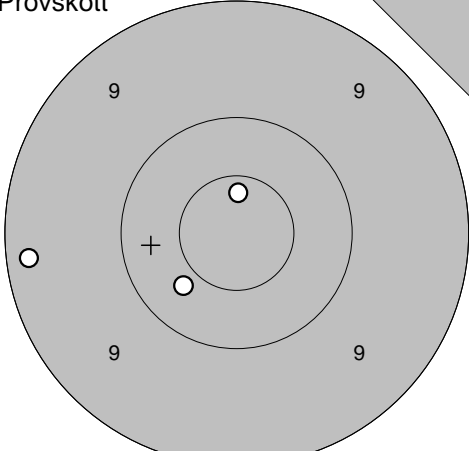
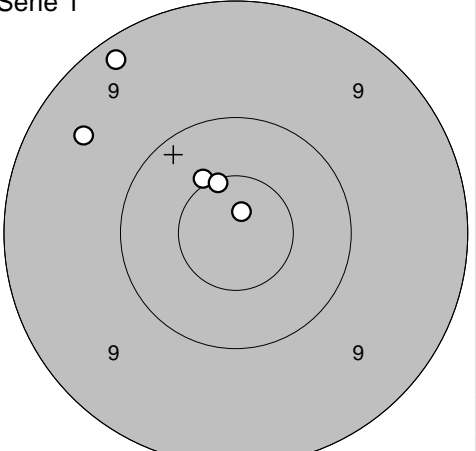


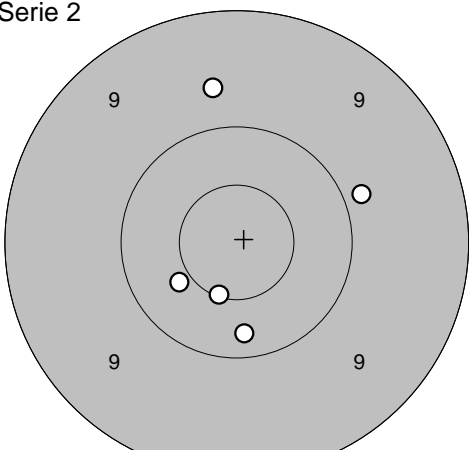
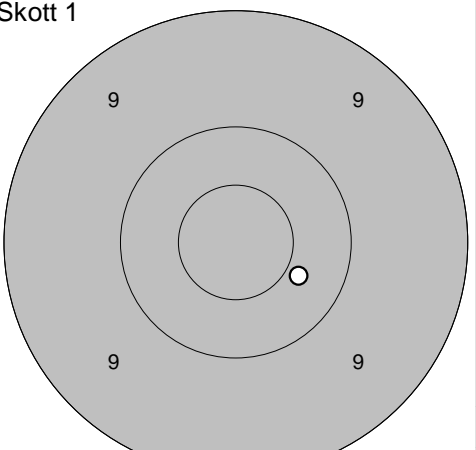
1: 9,9 ↗

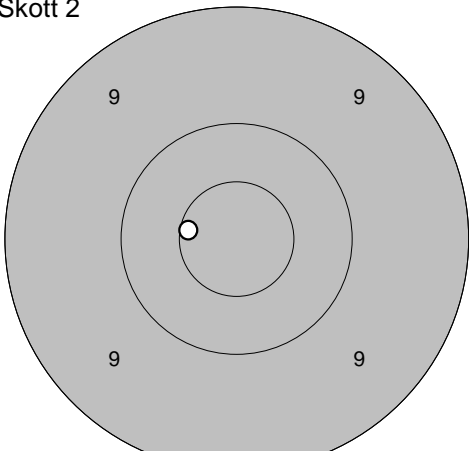
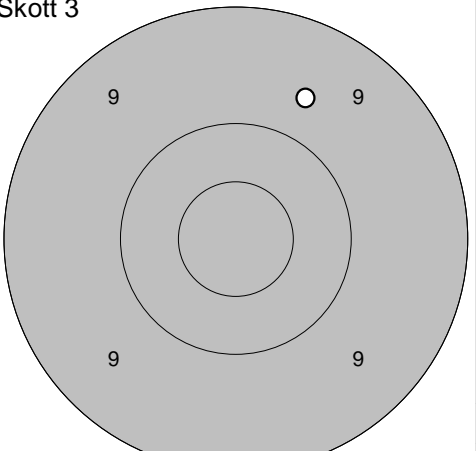
Serie 9,0
 Totalt 283,0

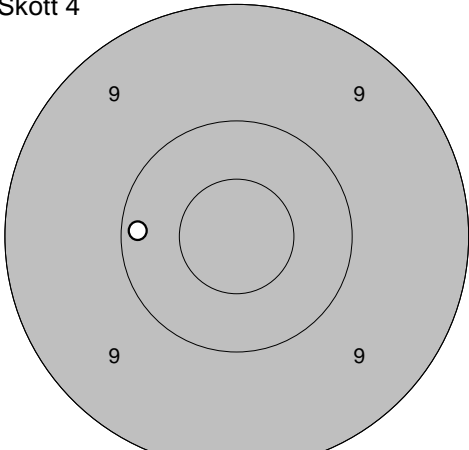
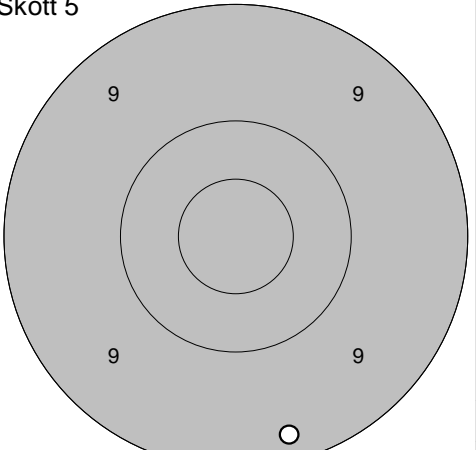
Ununge

| | | |
|------------|-------------------------|-----------------|
| 2010-07-21 | Tavelträffen 2010 Final | Ramselefors SKF |
|------------|-------------------------|-----------------|

| | | | |
|---------------------------------------------------------------------------------------------------|----------------------------------------------|---------------------------------------------------------------------------------------------------|---------------------------------------------------------------------------|
| <p>Provsnitt</p>  | <p>1: 9,2 ← 2: 10,7* ↑ 3: 10,4 ↘</p> | <p>Serie 1</p>  | <p>1: 9,5 ↗ 2: 10,8* ↑ 3: 10,5* ↗ 4: 10,6* ↑ 5: 9,2 ↗</p> |
| Serie 29,0 | | Serie 48,0 | |
| Totalt 149,0 | | Totalt 197,0 | |

| | | | |
|--------------------------------------------------------------------------------------------------|-------------------------------------------------------------------------|----------------------------------------------------------------------------------------------------|------------------|
| <p>Serie 2</p>  | <p>1: 9,7 ↑ 2: 10,4 ↘ 3: 9,9 → 4: 10,2 ↓ 5: 10,6* ↓</p> | <p>Skott 1</p>  | <p>1: 10,4 →</p> |
| Serie 48,0 | | Serie 10,0 | |
| Totalt 245,0 | | Totalt 255,0 | |

| | | | |
|---------------------------------------------------------------------------------------------------|-------------------|-----------------------------------------------------------------------------------------------------|-----------------|
| <p>Skott 2</p>  | <p>1: 10,6* ←</p> | <p>Skott 3</p>  | <p>1: 9,7 ↗</p> |
| Serie 10,0 | | Serie 9,0 | |
| Totalt 265,0 | | Totalt 274,0 | |

| | | | |
|---------------------------------------------------------------------------------------------------|------------------|-----------------------------------------------------------------------------------------------------|-----------------|
| <p>Skott 4</p>  | <p>1: 10,2 ←</p> | <p>Skott 5</p>  | <p>1: 9,3 ↓</p> |
| Serie 10,0 | | Serie 9,0 | |
| Totalt 284,0 | | Totalt 293,0 | |

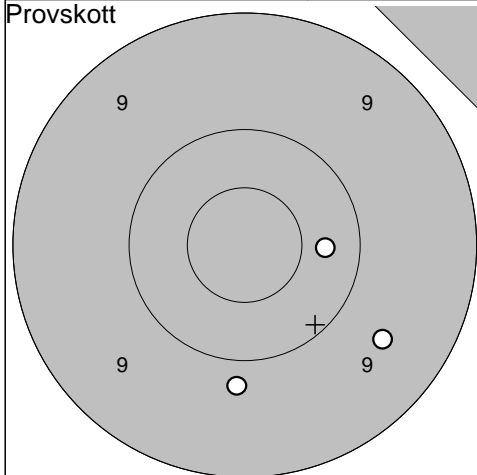
Skellefteå

2010-07-21

Tavelträffen 2010 Final

Ramselefors SKF

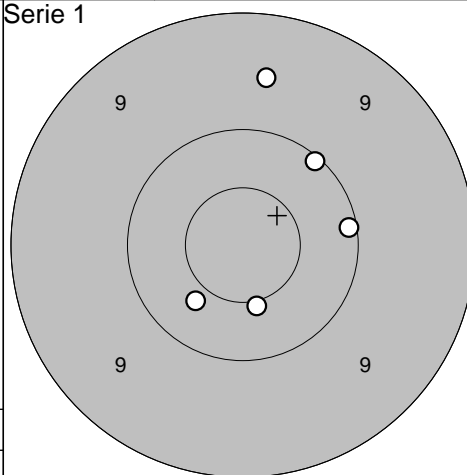
Provsrott



1: 9,8 ↓
2: 9,6 ↘
3: 10,3 →

Serie 28,0
Totalt 143,0

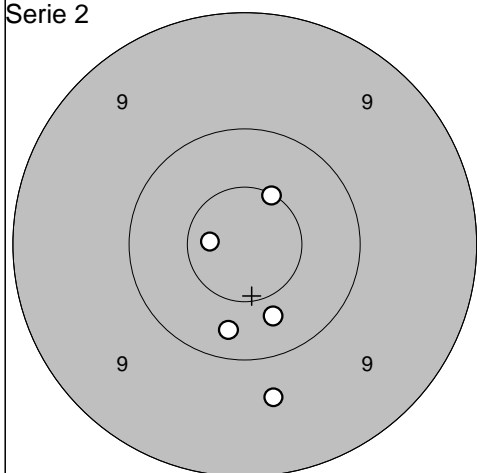
Serie 1



1: 9,6 ↑
2: 10,4 ↙
3: 10,1 →
4: 10,5* ↓
5: 10,1 ↗

Serie 49,0
Totalt 192,0

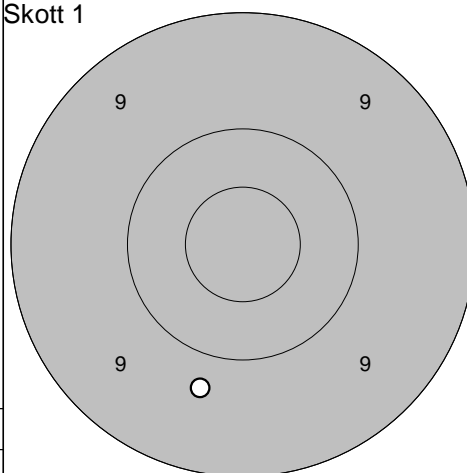
Serie 2



1: 10,7* ←
2: 10,5* ↗
3: 10,4 ↓
4: 10,3 ↓
5: 9,7 ↓

Serie 49,0
Totalt 241,0

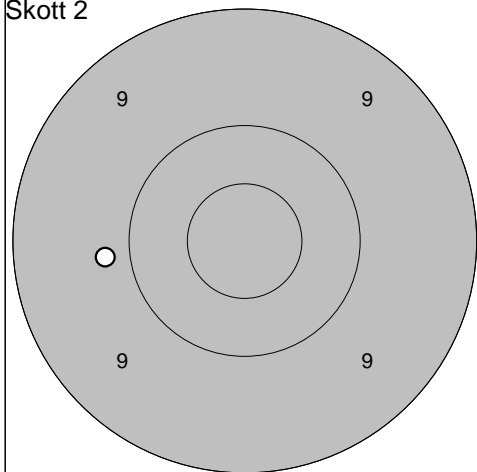
Skott 1



1: 9,7 ↓

Serie 9,0
Totalt 250,0

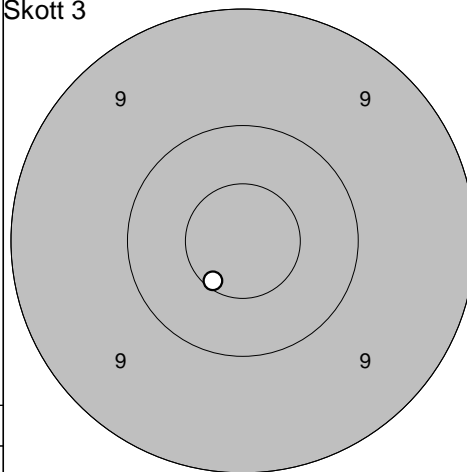
Skott 2



1: 9,8 ←

Serie 9,0
Totalt 259,0

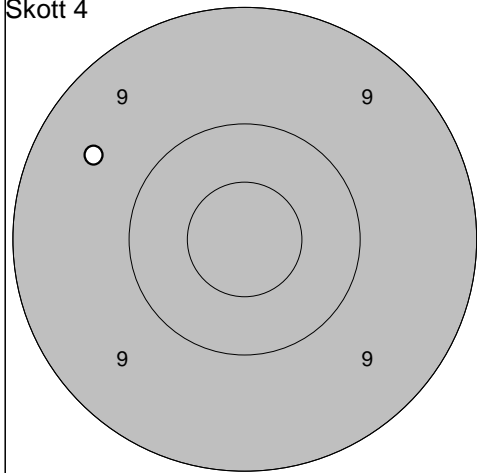
Skott 3



1: 10,6* ↙

Serie 10,0
Totalt 269,0

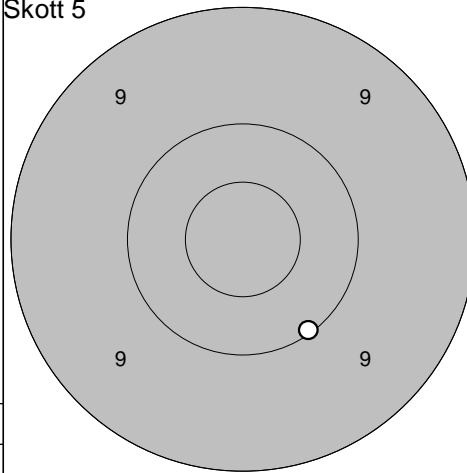
Skott 4



1: 9,5 ↖

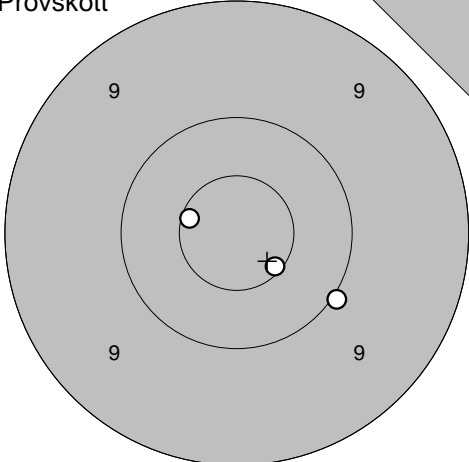
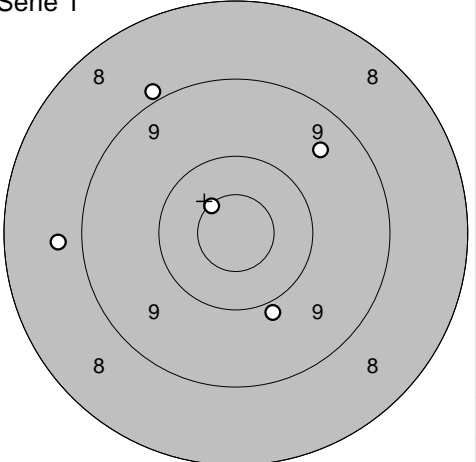
Serie 9,0
Totalt 278,0

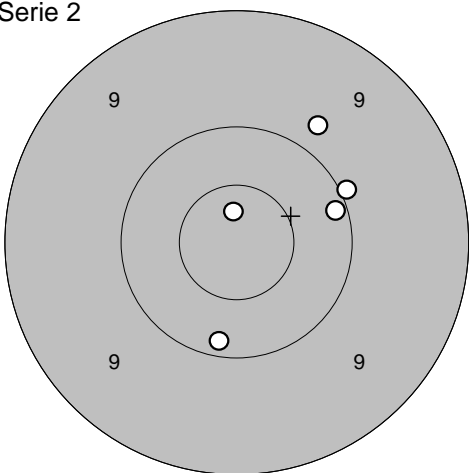
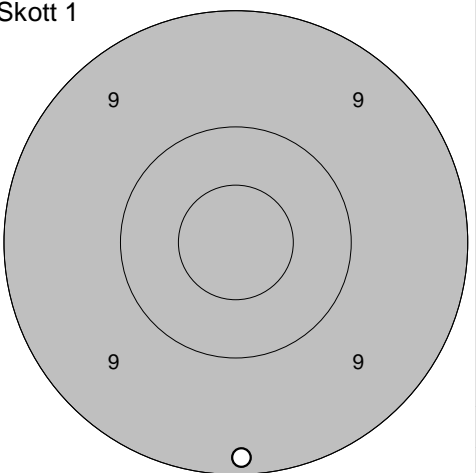
Skott 5

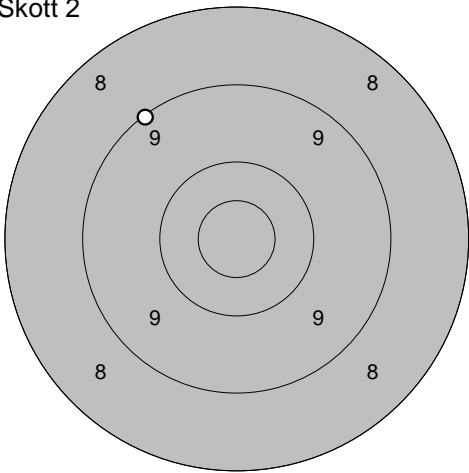
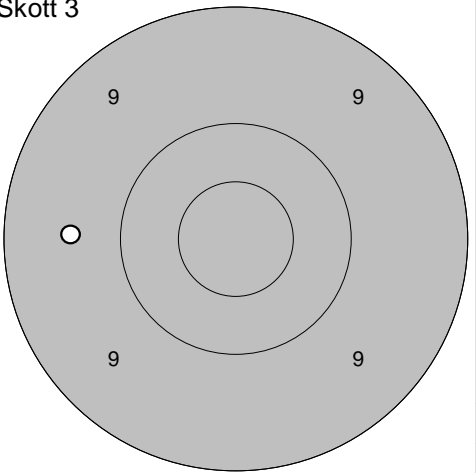


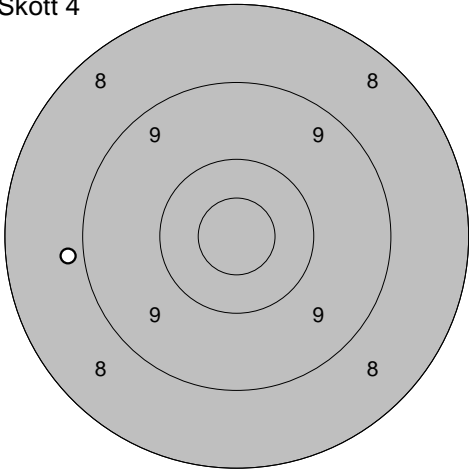
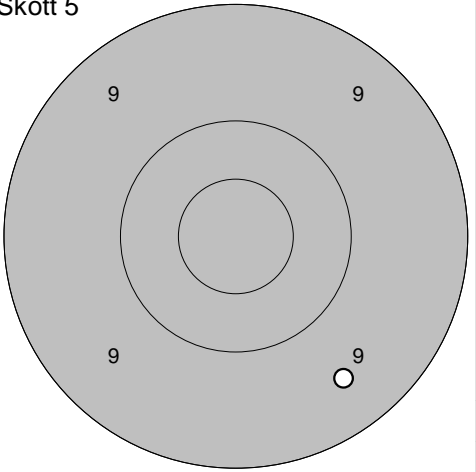
1: 10,1 ↓

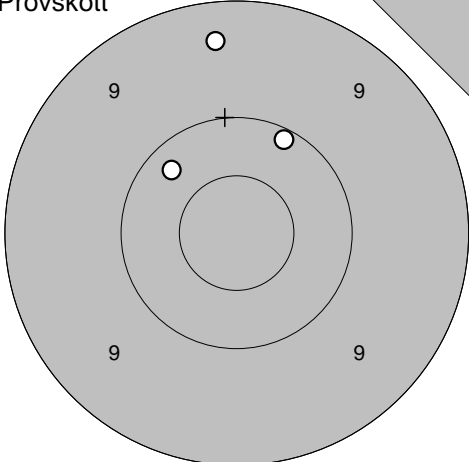
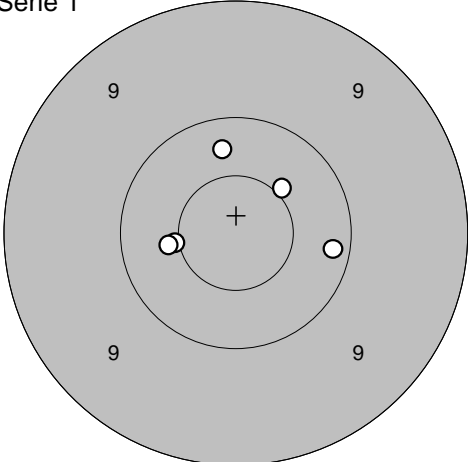
Serie 10,0
Totalt 288,0

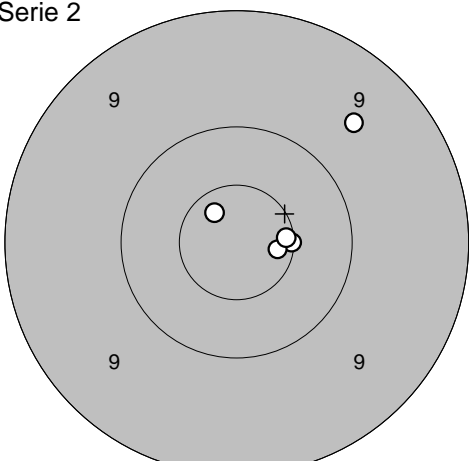
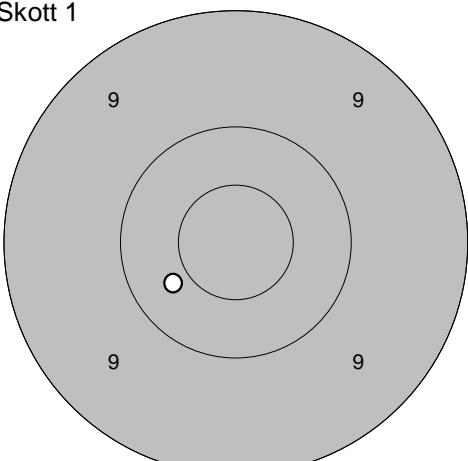
| | | | | | | | | | | | |
|---------------------------------------------------------------------------------------------------|-------------------------------------------------------------------------------------------------------------------------------------------------------------------------------------------------------------------------------------------------------------|-------|------|--------|-------|---------------------------------------------------------------------------------------------------|------------------------------------------------------------------------------------------------------------------------------------------------------------------------------------------------------------------------------------------------------------------------------------|-------|------|--------|-------|
| <p>Provsrott</p>  | <p>1: 10,6* ← 2: 10,0 ↘ 3: 10,6* ↘</p> <table border="1" style="width:100%; border-collapse: collapse;"> <tr><td>Serie</td><td style="text-align: right;">30,0</td></tr> <tr><td>Totalt</td><td style="text-align: right;">143,0</td></tr> </table> | Serie | 30,0 | Totalt | 143,0 | <p>Serie 1</p>  | <p>1: 9,9 ↓ 2: 8,8 ← 3: 9,5 ↗ 4: 8,9 ↗ 5: 10,6* ↗</p> <table border="1" style="width:100%; border-collapse: collapse;"> <tr><td>Serie</td><td style="text-align: right;">44,0</td></tr> <tr><td>Totalt</td><td style="text-align: right;">187,0</td></tr> </table> | Serie | 44,0 | Totalt | 187,0 |
| Serie | 30,0 | | | | | | | | | | |
| Totalt | 143,0 | | | | | | | | | | |
| Serie | 44,0 | | | | | | | | | | |
| Totalt | 187,0 | | | | | | | | | | |

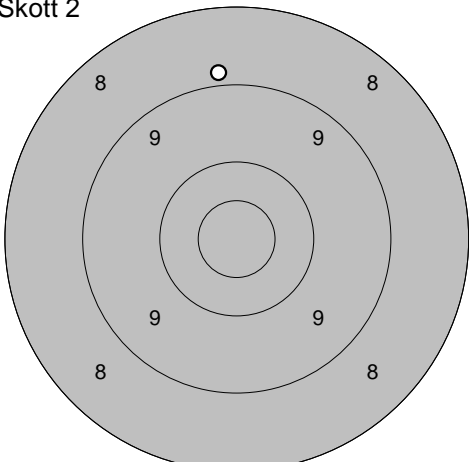
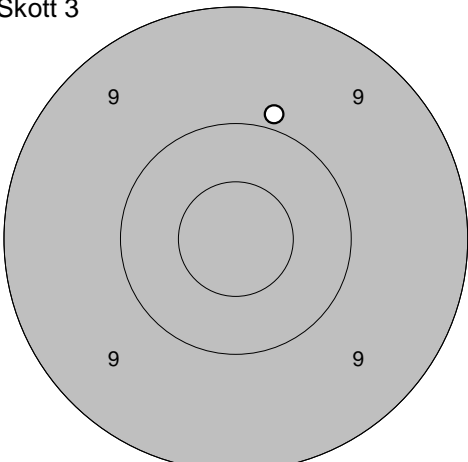
| | | | | | | | | | | | |
|--------------------------------------------------------------------------------------------------|---------------------------------------------------------------------------------------------------------------------------------------------------------------------------------------------------------------------------------------------------------------------------------------|-------|------|--------|-------|----------------------------------------------------------------------------------------------------|-----------------------------------------------------------------------------------------------------------------------------------------------------------------------------------------------------------------------------|-------|-----|--------|-------|
| <p>Serie 2</p>  | <p>1: 10,1 → 2: 9,8 ↗ 3: 10,8* ↑ 4: 10,0 ↗ 5: 10,2 ↓</p> <table border="1" style="width:100%; border-collapse: collapse;"> <tr><td>Serie</td><td style="text-align: right;">49,0</td></tr> <tr><td>Totalt</td><td style="text-align: right;">236,0</td></tr> </table> | Serie | 49,0 | Totalt | 236,0 | <p>Skott 1</p>  | <p>1: 9,2 ↓</p> <table border="1" style="width:100%; border-collapse: collapse;"> <tr><td>Serie</td><td style="text-align: right;">9,0</td></tr> <tr><td>Totalt</td><td style="text-align: right;">245,0</td></tr> </table> | Serie | 9,0 | Totalt | 245,0 |
| Serie | 49,0 | | | | | | | | | | |
| Totalt | 236,0 | | | | | | | | | | |
| Serie | 9,0 | | | | | | | | | | |
| Totalt | 245,0 | | | | | | | | | | |

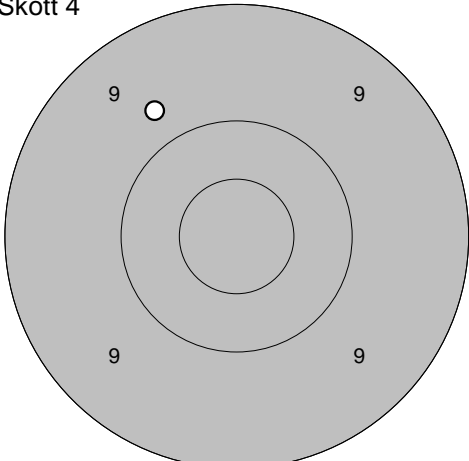
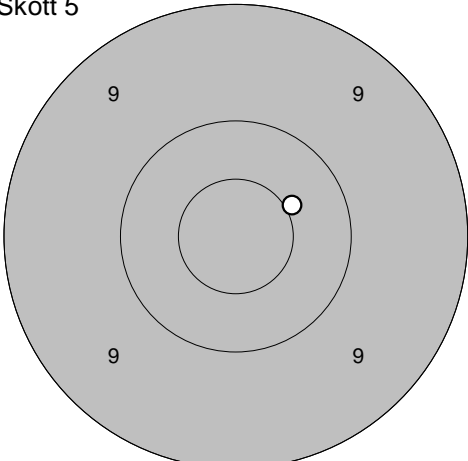
| | | | | | | | | | | | |
|---------------------------------------------------------------------------------------------------|-----------------------------------------------------------------------------------------------------------------------------------------------------------------------------------------------------------------------------|-------|-----|--------|-------|-----------------------------------------------------------------------------------------------------|-----------------------------------------------------------------------------------------------------------------------------------------------------------------------------------------------------------------------------|-------|-----|--------|-------|
| <p>Skott 2</p>  | <p>1: 9,1 ↖</p> <table border="1" style="width:100%; border-collapse: collapse;"> <tr><td>Serie</td><td style="text-align: right;">9,0</td></tr> <tr><td>Totalt</td><td style="text-align: right;">254,0</td></tr> </table> | Serie | 9,0 | Totalt | 254,0 | <p>Skott 3</p>  | <p>1: 9,6 ←</p> <table border="1" style="width:100%; border-collapse: collapse;"> <tr><td>Serie</td><td style="text-align: right;">9,0</td></tr> <tr><td>Totalt</td><td style="text-align: right;">263,0</td></tr> </table> | Serie | 9,0 | Totalt | 263,0 |
| Serie | 9,0 | | | | | | | | | | |
| Totalt | 254,0 | | | | | | | | | | |
| Serie | 9,0 | | | | | | | | | | |
| Totalt | 263,0 | | | | | | | | | | |

| | | | | | | | | | | | |
|---------------------------------------------------------------------------------------------------|-----------------------------------------------------------------------------------------------------------------------------------------------------------------------------------------------------------------------------|-------|-----|--------|-------|-----------------------------------------------------------------------------------------------------|-----------------------------------------------------------------------------------------------------------------------------------------------------------------------------------------------------------------------------|-------|-----|--------|-------|
| <p>Skott 4</p>  | <p>1: 8,9 ←</p> <table border="1" style="width:100%; border-collapse: collapse;"> <tr><td>Serie</td><td style="text-align: right;">8,0</td></tr> <tr><td>Totalt</td><td style="text-align: right;">271,0</td></tr> </table> | Serie | 8,0 | Totalt | 271,0 | <p>Skott 5</p>  | <p>1: 9,5 ↓</p> <table border="1" style="width:100%; border-collapse: collapse;"> <tr><td>Serie</td><td style="text-align: right;">9,0</td></tr> <tr><td>Totalt</td><td style="text-align: right;">280,0</td></tr> </table> | Serie | 9,0 | Totalt | 280,0 |
| Serie | 8,0 | | | | | | | | | | |
| Totalt | 271,0 | | | | | | | | | | |
| Serie | 9,0 | | | | | | | | | | |
| Totalt | 280,0 | | | | | | | | | | |

| | | | |
|-----------------------------------------------------------------------------------------------|------------------------------------------------------------------------|-----------------------------------------------------------------------------------------------|-----------------------------------------------------------------------------------------------------|
| Provsrott  | 1: 9,4 ↑ 2: 10,3 ↖ 3: 10,1 ↑ <hr/> Serie 29,0 Totalt 142,0 | Serie 1  | 1: 10,5* ↗ 2: 10,5* ← 3: 10,4 ← 4: 10,3 ↑ 5: 10,2 → <hr/> Serie 50,0 Totalt 192,0 |
|-----------------------------------------------------------------------------------------------|------------------------------------------------------------------------|-----------------------------------------------------------------------------------------------|-----------------------------------------------------------------------------------------------------|

| | | | |
|----------------------------------------------------------------------------------------------|------------------------------------------------------------------------------------------------------|------------------------------------------------------------------------------------------------|-----------------------------------------------|
| Serie 2  | 1: 10,6* → 2: 9,6 ↗ 3: 10,7* → 4: 10,7* ↗ 5: 10,6* → <hr/> Serie 49,0 Totalt 241,0 | Skott 1  | 1: 10,4 ↖ <hr/> Serie 10,0 Totalt 251,0 |
|----------------------------------------------------------------------------------------------|------------------------------------------------------------------------------------------------------|------------------------------------------------------------------------------------------------|-----------------------------------------------|

| | | | |
|-----------------------------------------------------------------------------------------------|---------------------------------------------|-------------------------------------------------------------------------------------------------|---------------------------------------------|
| Skott 2  | 1: 8,9 ↑ <hr/> Serie 8,0 Totalt 259,0 | Skott 3  | 1: 9,9 ↑ <hr/> Serie 9,0 Totalt 268,0 |
|-----------------------------------------------------------------------------------------------|---------------------------------------------|-------------------------------------------------------------------------------------------------|---------------------------------------------|

| | | | |
|-----------------------------------------------------------------------------------------------|---------------------------------------------|-------------------------------------------------------------------------------------------------|------------------------------------------------|
| Skott 4  | 1: 9,7 ↖ <hr/> Serie 9,0 Totalt 277,0 | Skott 5  | 1: 10,5* ↗ <hr/> Serie 10,0 Totalt 287,0 |
|-----------------------------------------------------------------------------------------------|---------------------------------------------|-------------------------------------------------------------------------------------------------|------------------------------------------------|

| | | | |
|----------------|----------------------------------|-------------|---------------------------------------------------------------|
| Provs-kott | 1: 8,4 ↘ 2: 9,7 ↙ 3: 9,2 → | Serie 1 | 1: 10,7* ↑ 2: 8,5 ← 3: 9,6 ← 4: 10,6* ↓ 5: 10,4 ↙ |
| | Serie 26,0 Totalt 138,0 | | Serie 47,0 Totalt 185,0 |

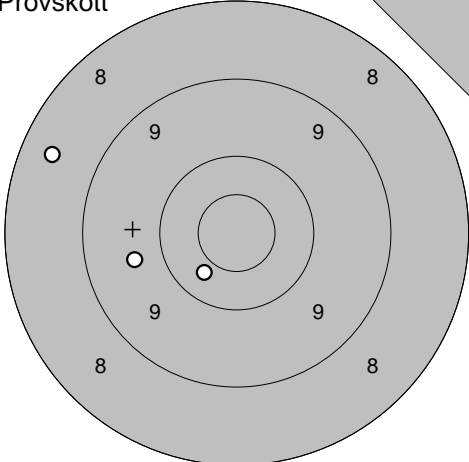
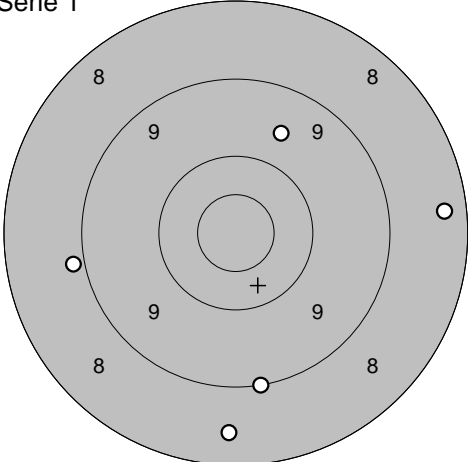
| | | | |
|-------------|-------------------------------------------------------------|-------------|----------------------------|
| Serie 2 | 1: 10,5* ↗ 2: 10,0 ↓ 3: 7,8 ← 4: 9,5 ← 5: 9,8 ↙ | Skott 1 | 1: 10,2 ↑ |
| | Serie 45,0 Totalt 230,0 | | Serie 10,0 Totalt 240,0 |

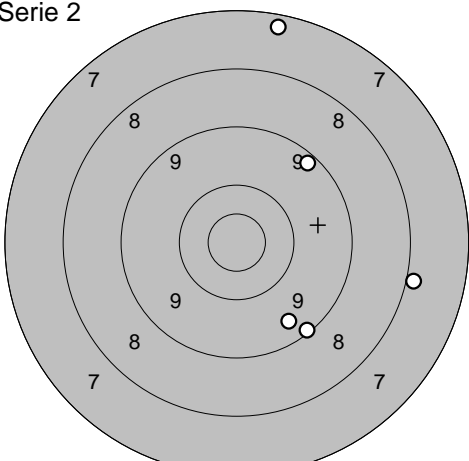
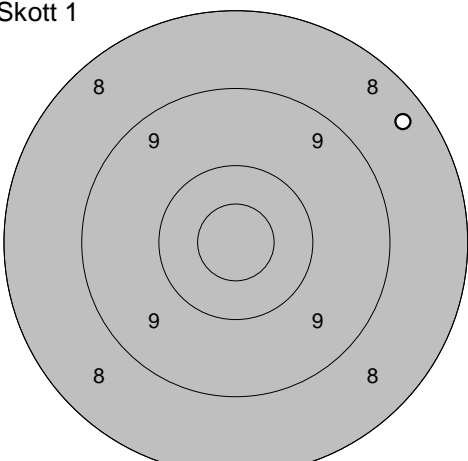
| | | | |
|-------------|---------------------------|-------------|---------------------------|
| Skott 2 | 1: 9,7 ← | Skott 3 | 1: 9,2 ↑ |
| | Serie 9,0 Totalt 249,0 | | Serie 9,0 Totalt 258,0 |

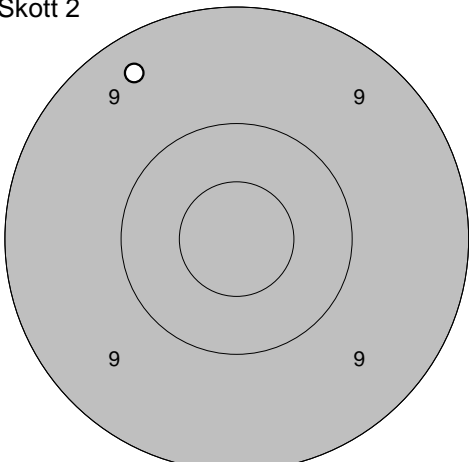
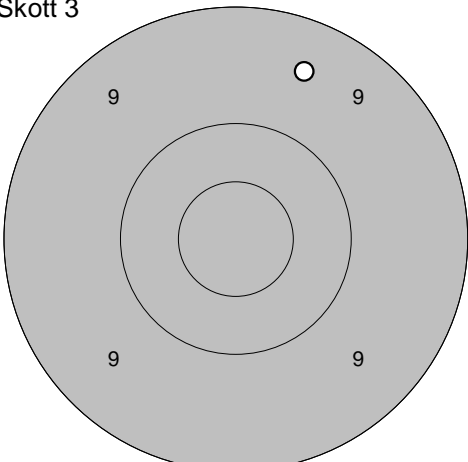
| | | | |
|-------------|---------------------------|-------------|----------------------------|
| Skott 4 | 1: 9,2 ↑ | Skott 5 | 1: 10,0 ← |
| | Serie 9,0 Totalt 267,0 | | Serie 10,0 Totalt 277,0 |

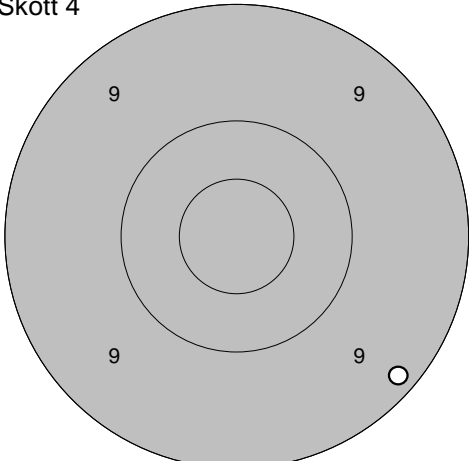
Liden

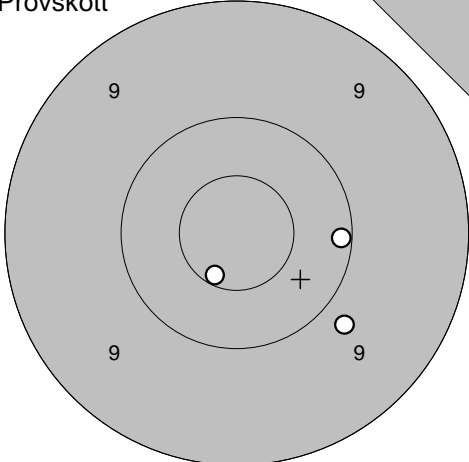
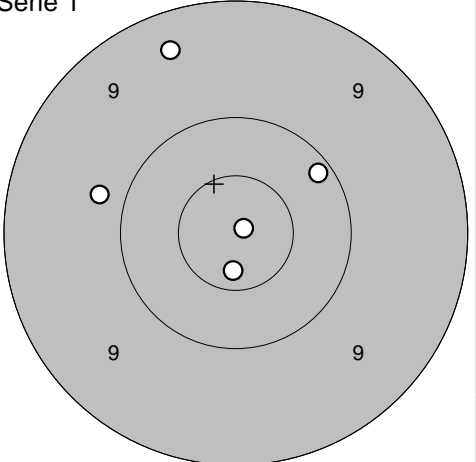
| | | |
|------------|-------------------------|-----------------|
| 2010-07-21 | Tavelträffen 2010 Final | Ramselefors SKF |
|------------|-------------------------|-----------------|

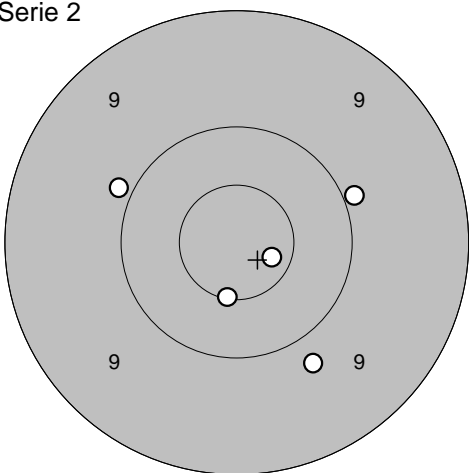
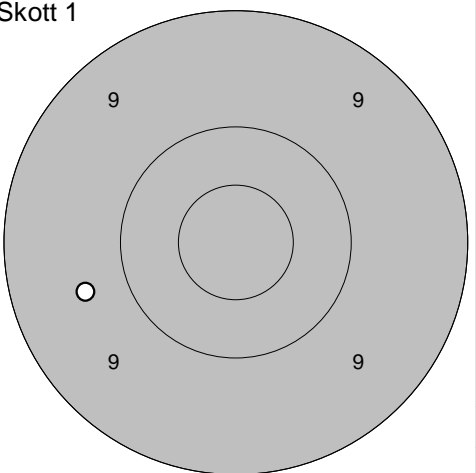
| | | | |
|----------------------------------------------------------------------------------------------------|--------------------------------------------|---------------------------------------------------------------------------------------------------|---------------------------------------------------------------------|
| <p>Provs-kott</p>  | <p>1: 8,5 ↙ 2: 9,7 ← 3: 10,4 ↘</p> | <p>Serie 1</p>  | <p>1: 8,9 ← 2: 8,5 ↓ 3: 9,1 ↓ 4: 9,6 ↑ 5: 8,3 →</p> |
| Serie 27,0 | | Serie 42,0 | |
| Totalt 131,0 | | Totalt 173,0 | |

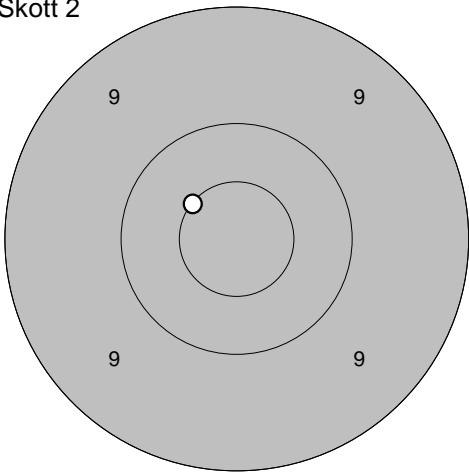
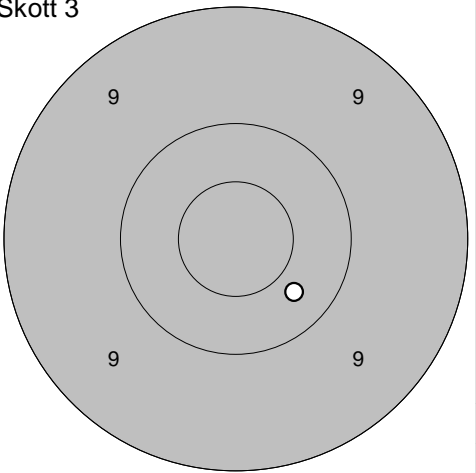
| | | | |
|--------------------------------------------------------------------------------------------------|---------------------------------------------------------------------|----------------------------------------------------------------------------------------------------|-----------------|
| <p>Serie 2</p>  | <p>1: 7,3 ↑ 2: 9,1 ↓ 3: 7,9 → 4: 9,2 ↗ 5: 9,4 ↓</p> | <p>Skott 1</p>  | <p>1: 8,4 ↗</p> |
| Serie 41,0 | | Serie 8,0 | |
| Totalt 214,0 | | Totalt 222,0 | |

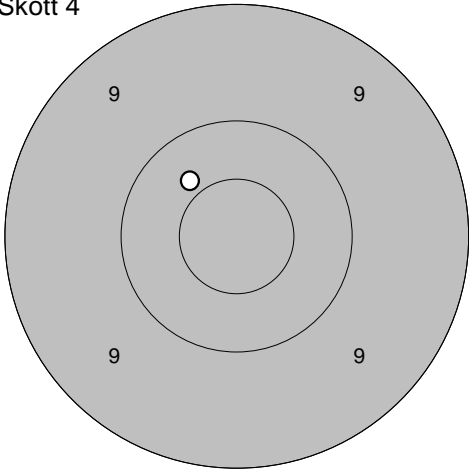
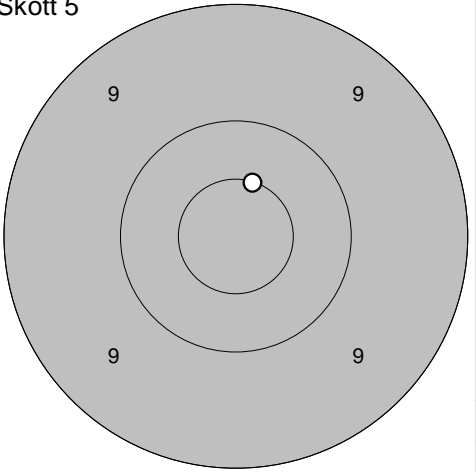
| | | | |
|---------------------------------------------------------------------------------------------------|-----------------|-----------------------------------------------------------------------------------------------------|-----------------|
| <p>Skott 2</p>  | <p>1: 9,4 ↖</p> | <p>Skott 3</p>  | <p>1: 9,5 ↑</p> |
| Serie 9,0 | | Serie 9,0 | |
| Totalt 231,0 | | Totalt 240,0 | |

| | | | |
|---------------------------------------------------------------------------------------------------|-----------------|-----------------------------------------------------------------------------------------------------|-----------------|
| <p>Skott 4</p>  | <p>1: 9,2 ↘</p> | <p>Skott 5</p>  | <p>1: 9,9 ↓</p> |
| Serie 9,0 | | Serie 9,0 | |
| Totalt 249,0 | | Totalt 258,0 | |

| | | |
|----------------------------------------------------------------------------------------------------|---------------------------------------------------------------------------------|---------------------------------------------------------------------------------------------------------------------------------------------------------------------------------------------------------------|
| <p>Provs-kott</p>  | <p>1: 10,1 → 2: 10,6* ↓ 3: 9,8 ↓</p> <p>Serie 29,0 Totalt 147,0</p> | <p>Serie 1</p>  <p>1: 9,4 ↗ 2: 10,9* → 3: 9,8 ← 4: 10,2 ↗ 5: 10,7* ↓</p> <p>Serie 48,0 Totalt 195,0</p> |
|----------------------------------------------------------------------------------------------------|---------------------------------------------------------------------------------|---------------------------------------------------------------------------------------------------------------------------------------------------------------------------------------------------------------|

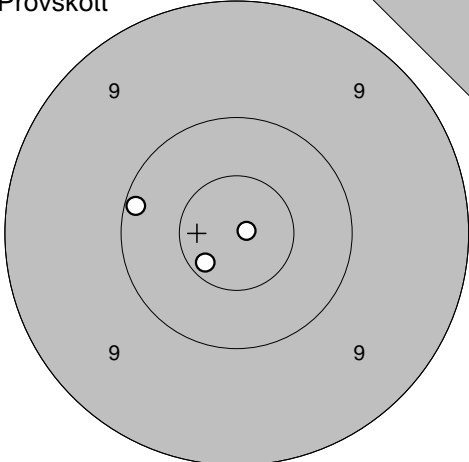
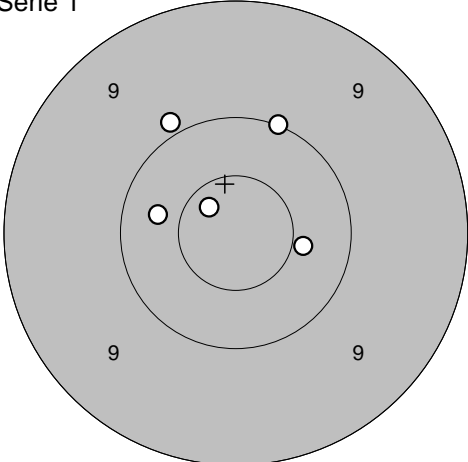
| | |
|-------------------------------------------------------------------------------------------------------------------------------------|------------------------------------------------------------------------------------------------------------------------------------------------------|
| <p>Serie 2</p>  <p>Serie 47,0 Totalt 242,0</p> | <p>Skott 1</p>  <p>1: 9,7 ←</p> <p>Serie 9,0 Totalt 251,0</p> |
|-------------------------------------------------------------------------------------------------------------------------------------|------------------------------------------------------------------------------------------------------------------------------------------------------|

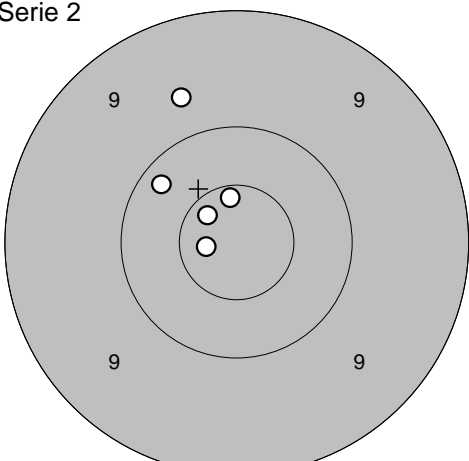
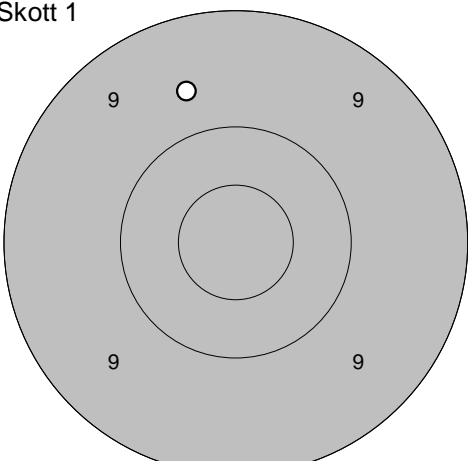
| | |
|--------------------------------------------------------------------------------------------------------------------------------------|---------------------------------------------------------------------------------------------------------------------------------------------------------|
| <p>Skott 2</p>  <p>Serie 10,0 Totalt 261,0</p> | <p>Skott 3</p>  <p>1: 10,3 ↘</p> <p>Serie 10,0 Totalt 271,0</p> |
|--------------------------------------------------------------------------------------------------------------------------------------|---------------------------------------------------------------------------------------------------------------------------------------------------------|

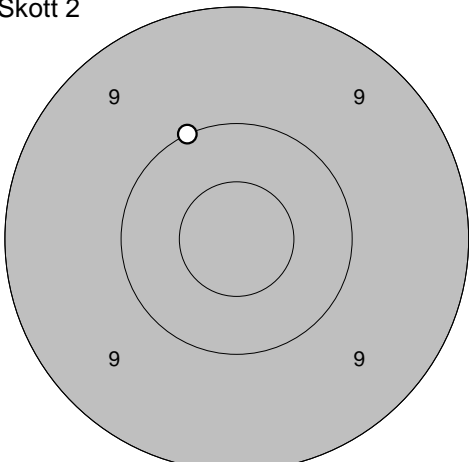
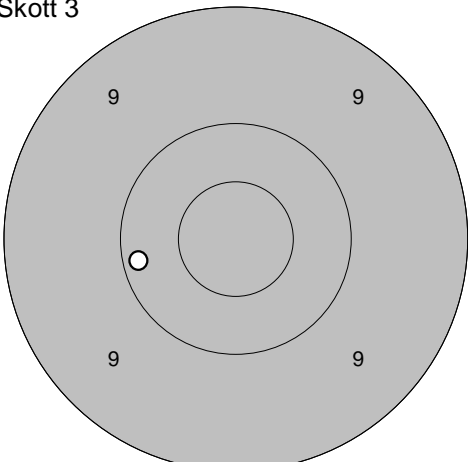
| | |
|--------------------------------------------------------------------------------------------------------------------------------------|----------------------------------------------------------------------------------------------------------------------------------------------------------|
| <p>Skott 4</p>  <p>Serie 10,0 Totalt 281,0</p> | <p>Skott 5</p>  <p>1: 10,5* ↗</p> <p>Serie 10,0 Totalt 291,0</p> |
|--------------------------------------------------------------------------------------------------------------------------------------|----------------------------------------------------------------------------------------------------------------------------------------------------------|

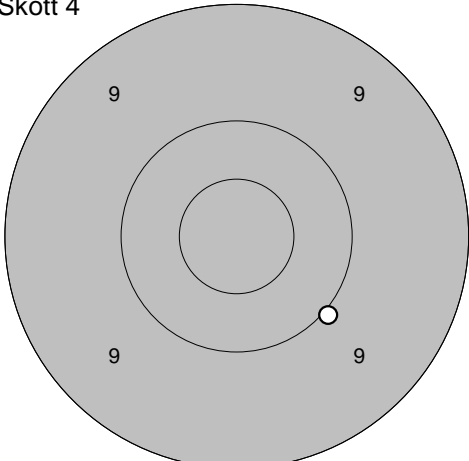
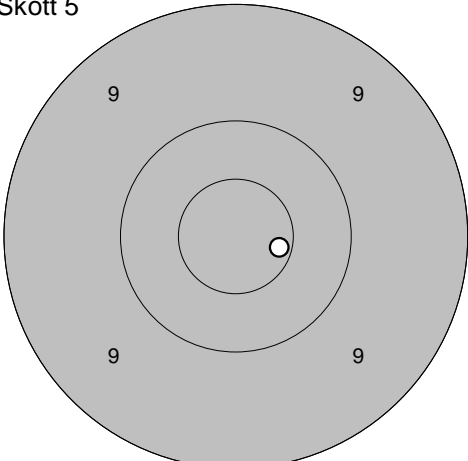
Ununge

| | | |
|------------|-------------------------|-----------------|
| 2010-07-21 | Tavelträffen 2010 Final | Ramselefors SKF |
|------------|-------------------------|-----------------|

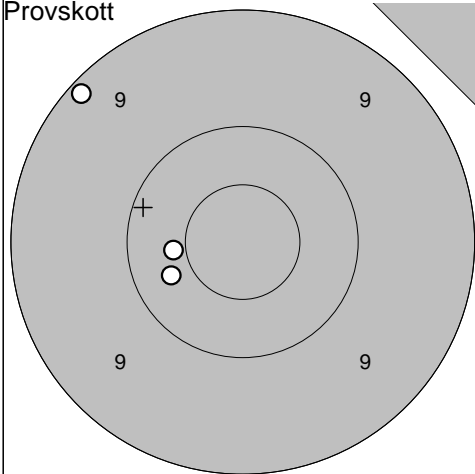
| | | |
|---------------------------------------------------------------------------------------------------|---------------------------------------------------------------------|-------------------------------------------------------------------------------------------------------------------------------------------------------------------------|
| <p>Provsnitt</p>  | <p>Serie 1</p> <p>1: 10,1 ←</p> <p>2: 10,9* →</p> <p>3: 10,7* ↙</p> |  <p>1: 10,7* ↗</p> <p>2: 9,9 ↗</p> <p>3: 10,3 ←</p> <p>4: 10,4 →</p> <p>5: 10,0 ↗</p> |
| Serie 30,0 | | Serie 49,0 |
| Totalt 141,0 | | Totalt 190,0 |

| | | |
|--------------------------------------------------------------------------------------------------|-------------------------------------------------------------------------------------------------------|-----------------------------------------------------------------------------------------------------|
| <p>Serie 2</p>  | <p>Skott 1</p> <p>1: 10,2 ↖</p> <p>2: 10,8* ←</p> <p>3: 10,6* ↑</p> <p>4: 10,7* ↗</p> <p>5: 9,7 ↗</p> |  <p>1: 9,7 ↖</p> |
| Serie 49,0 | | Serie 9,0 |
| Totalt 239,0 | | Totalt 248,0 |

| | | |
|---------------------------------------------------------------------------------------------------|---------------------------------|-------------------------------------------------------------------------------------------------------|
| <p>Skott 2</p>  | <p>Skott 3</p> <p>1: 10,0 ↖</p> |  <p>1: 10,2 ←</p> |
| Serie 10,0 | | Serie 10,0 |
| Totalt 258,0 | | Totalt 268,0 |

| | | |
|---------------------------------------------------------------------------------------------------|---------------------------------|--------------------------------------------------------------------------------------------------------|
| <p>Skott 4</p>  | <p>Skott 5</p> <p>1: 10,0 ↘</p> |  <p>1: 10,6* →</p> |
| Serie 10,0 | | Serie 10,0 |
| Totalt 278,0 | | Totalt 288,0 |

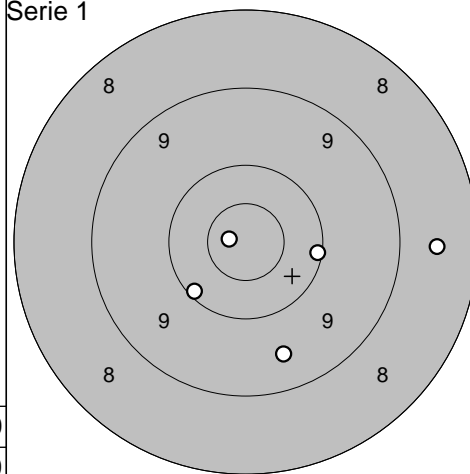
Provskott



1: 10,4 ↙
 2: 9,1 ↗
 3: 10,4 ↙

Serie 29,0
 Totalt 132,0

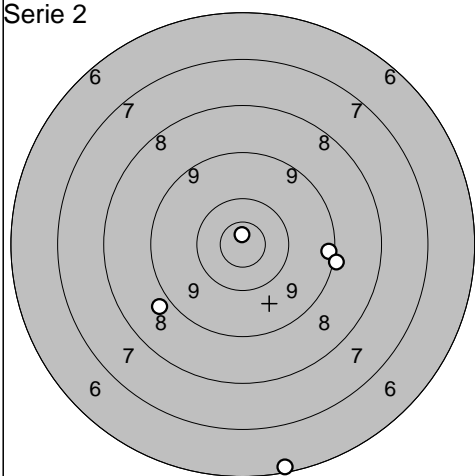
Serie 1



1: 10,1 ↙
 2: 8,6 →
 3: 10,1 →
 4: 9,5 ↓
 5: 10,8* ↙

Serie 47,0
 Totalt 179,0

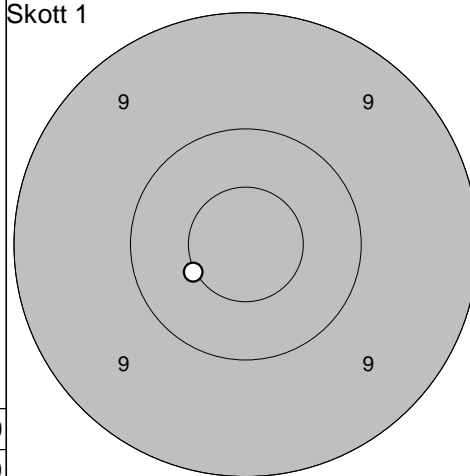
Serie 2



1: 9,2 →
 2: 9,0 →
 3: 6,2 ↓
 4: 10,9* ↑
 5: 8,9 ↙

Serie 42,0
 Totalt 221,0

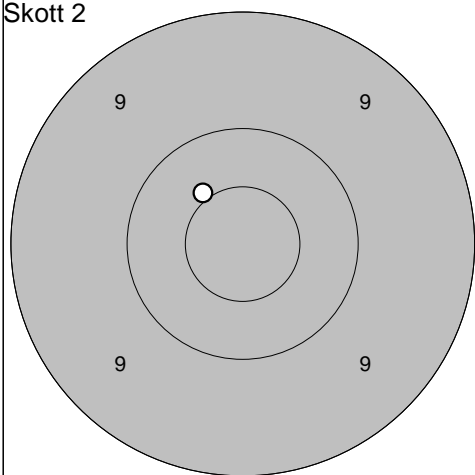
Skott 1



1: 10,5* ↙

Serie 10,0
 Totalt 231,0

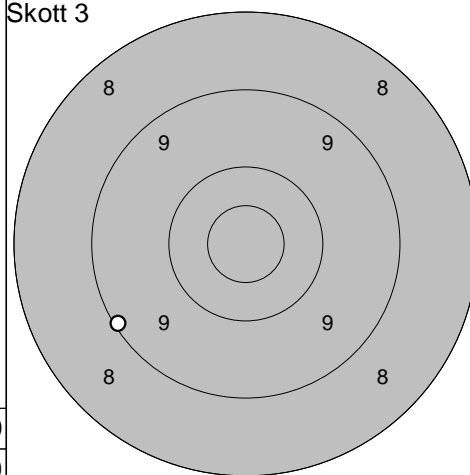
Skott 2



1: 10,5* ↗

Serie 10,0
 Totalt 241,0

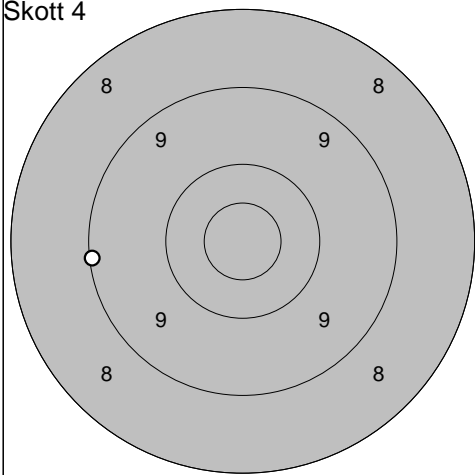
Skott 3



1: 9,1 ↙

Serie 9,0
 Totalt 250,0

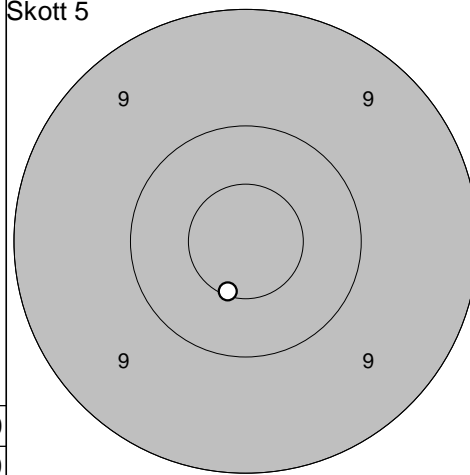
Skott 4



1: 9,1 ↙

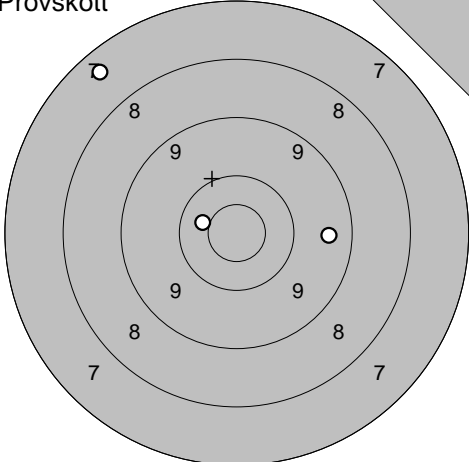
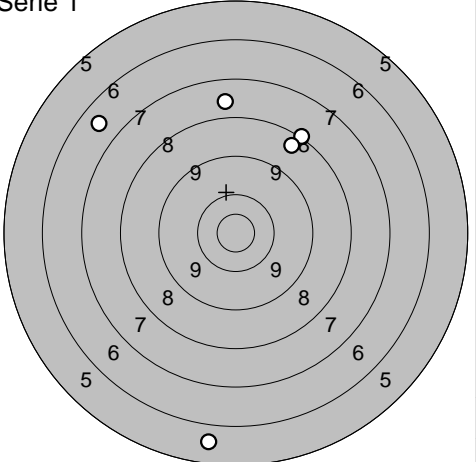
Serie 9,0
 Totalt 259,0

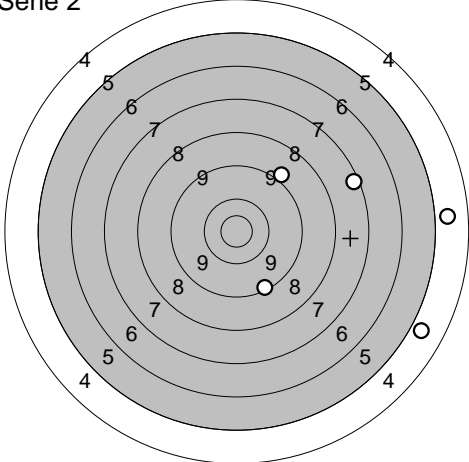
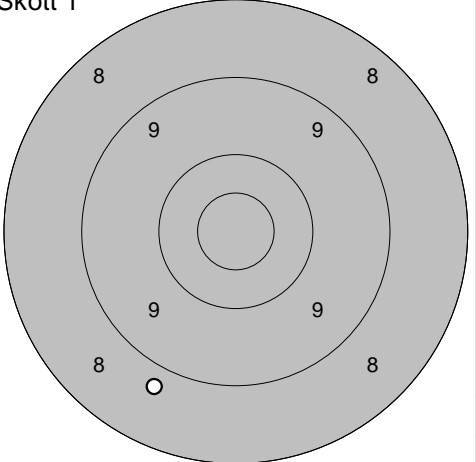
Skott 5

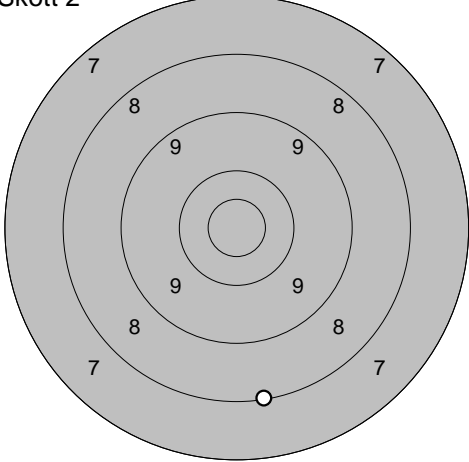
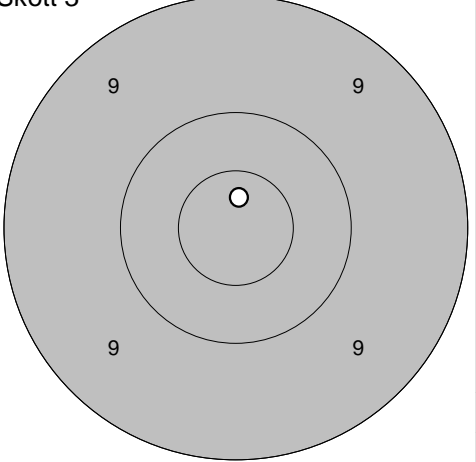


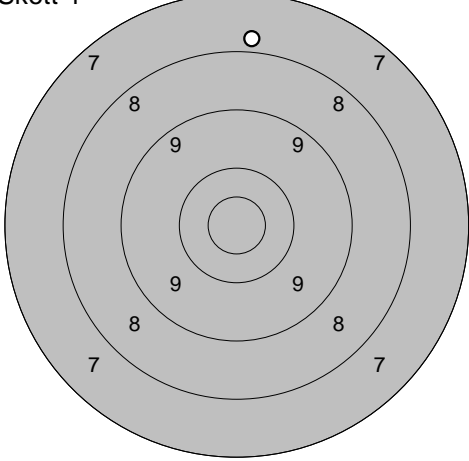
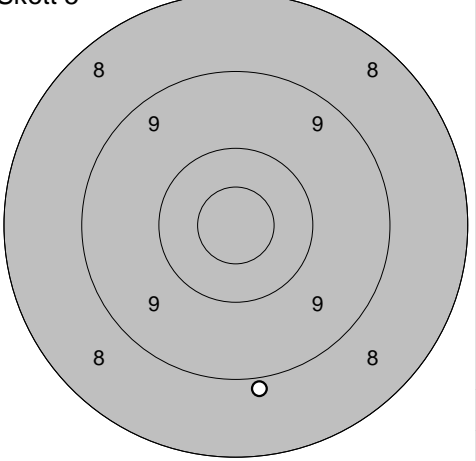
1: 10,6* ↓

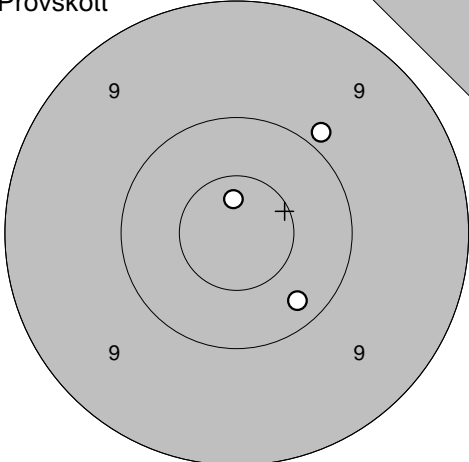
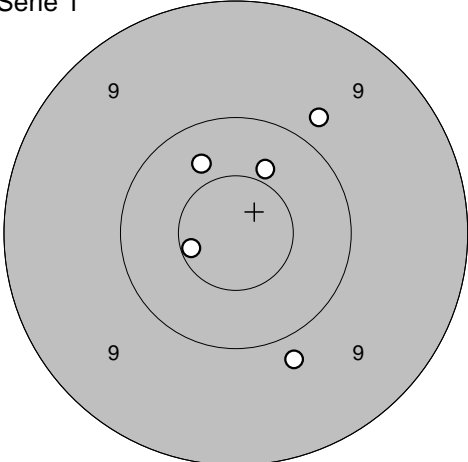
Serie 10,0
 Totalt 269,0

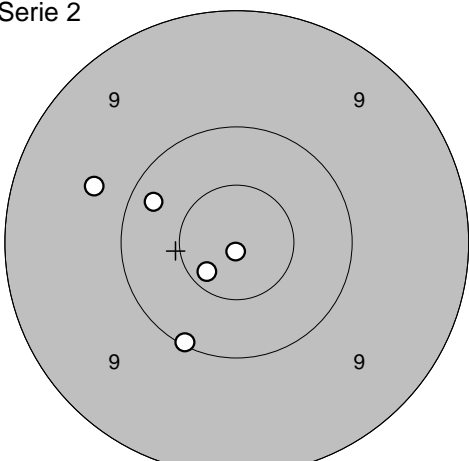
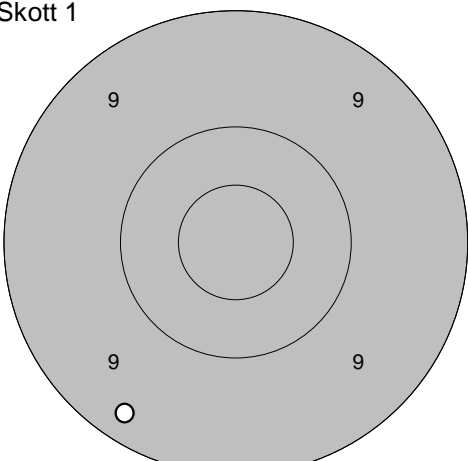
| | | | | | | | | | | | |
|---------------------------------------------------------------------------------------------------|----------------------------------------------------------------------------------------------------------------------------------------------------------------------------------------------------------------------------------------------------------|-------|------|--------|-------|---------------------------------------------------------------------------------------------------|----------------------------------------------------------------------------------------------------------------------------------------------------------------------------------------------------------------------------------------------------------------------------------|-------|------|--------|-------|
| <p>Provskott</p>  | <p>1: 7,5 ↗ 2: 10,5* ↖ 3: 9,5 →</p> <table border="1" style="width:100%; border-collapse: collapse;"> <tr><td>Serie</td><td style="text-align: right;">26,0</td></tr> <tr><td>Totalt</td><td style="text-align: right;">100,0</td></tr> </table> | Serie | 26,0 | Totalt | 100,0 | <p>Serie 1</p>  | <p>1: 5,7 ↓ 2: 8,1 ↗ 3: 6,6 ↖ 4: 7,8 ↑ 5: 8,5 ↗</p> <table border="1" style="width:100%; border-collapse: collapse;"> <tr><td>Serie</td><td style="text-align: right;">34,0</td></tr> <tr><td>Totalt</td><td style="text-align: right;">134,0</td></tr> </table> | Serie | 34,0 | Totalt | 134,0 |
| Serie | 26,0 | | | | | | | | | | |
| Totalt | 100,0 | | | | | | | | | | |
| Serie | 34,0 | | | | | | | | | | |
| Totalt | 134,0 | | | | | | | | | | |

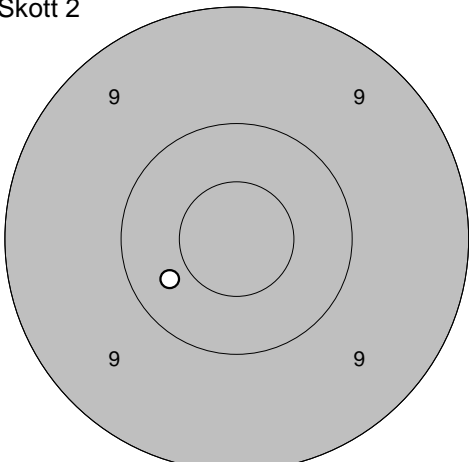
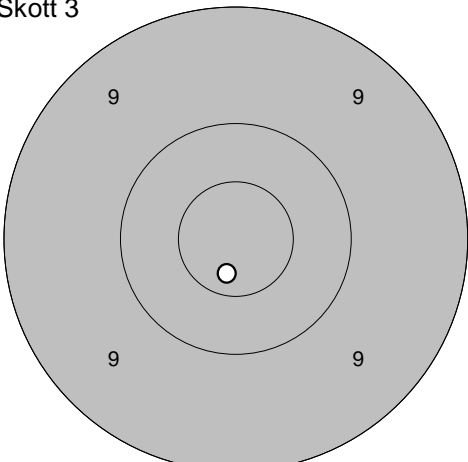
| | | | | | | | | | | | |
|--------------------------------------------------------------------------------------------------|----------------------------------------------------------------------------------------------------------------------------------------------------------------------------------------------------------------------------------------------------------------------------------|-------|------|--------|-------|----------------------------------------------------------------------------------------------------|-----------------------------------------------------------------------------------------------------------------------------------------------------------------------------------------------------------------------------|-------|-----|--------|-------|
| <p>Serie 2</p>  | <p>1: 7,3 → 2: 9,3 ↓ 3: 4,8 ↘ 4: 4,8 → 5: 9,0 ↗</p> <table border="1" style="width:100%; border-collapse: collapse;"> <tr><td>Serie</td><td style="text-align: right;">33,0</td></tr> <tr><td>Totalt</td><td style="text-align: right;">167,0</td></tr> </table> | Serie | 33,0 | Totalt | 167,0 | <p>Skott 1</p>  | <p>1: 8,8 ↓</p> <table border="1" style="width:100%; border-collapse: collapse;"> <tr><td>Serie</td><td style="text-align: right;">8,0</td></tr> <tr><td>Totalt</td><td style="text-align: right;">175,0</td></tr> </table> | Serie | 8,0 | Totalt | 175,0 |
| Serie | 33,0 | | | | | | | | | | |
| Totalt | 167,0 | | | | | | | | | | |
| Serie | 8,0 | | | | | | | | | | |
| Totalt | 175,0 | | | | | | | | | | |

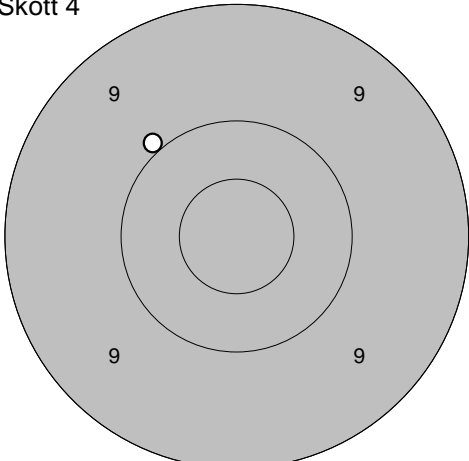
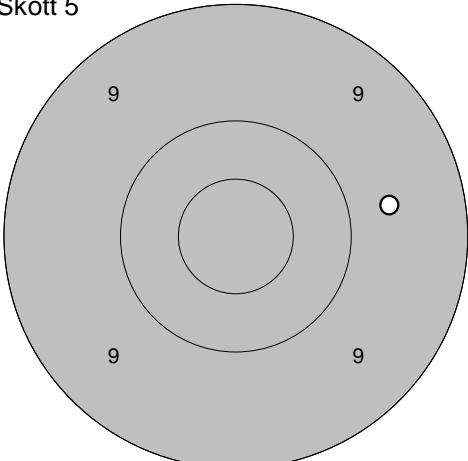
| | | | | | | | | | | | |
|---------------------------------------------------------------------------------------------------|-----------------------------------------------------------------------------------------------------------------------------------------------------------------------------------------------------------------------------|-------|-----|--------|-------|-----------------------------------------------------------------------------------------------------|--------------------------------------------------------------------------------------------------------------------------------------------------------------------------------------------------------------------------------|-------|------|--------|-------|
| <p>Skott 2</p>  | <p>1: 8,1 ↓</p> <table border="1" style="width:100%; border-collapse: collapse;"> <tr><td>Serie</td><td style="text-align: right;">8,0</td></tr> <tr><td>Totalt</td><td style="text-align: right;">183,0</td></tr> </table> | Serie | 8,0 | Totalt | 183,0 | <p>Skott 3</p>  | <p>1: 10,8* ↑</p> <table border="1" style="width:100%; border-collapse: collapse;"> <tr><td>Serie</td><td style="text-align: right;">10,0</td></tr> <tr><td>Totalt</td><td style="text-align: right;">193,0</td></tr> </table> | Serie | 10,0 | Totalt | 193,0 |
| Serie | 8,0 | | | | | | | | | | |
| Totalt | 183,0 | | | | | | | | | | |
| Serie | 10,0 | | | | | | | | | | |
| Totalt | 193,0 | | | | | | | | | | |

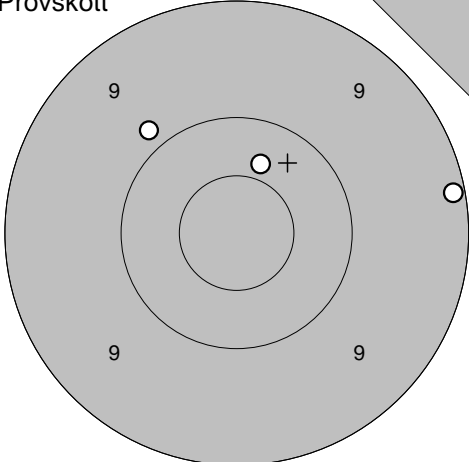
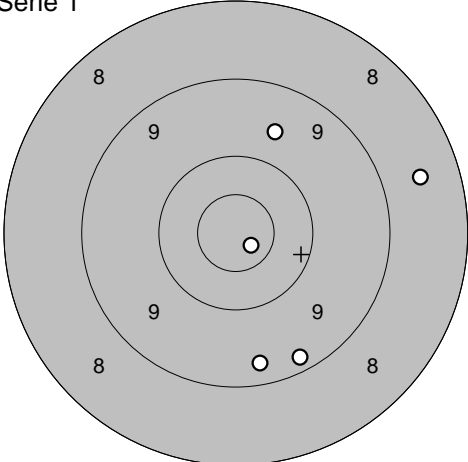
| | | | | | | | | | | | |
|---------------------------------------------------------------------------------------------------|-----------------------------------------------------------------------------------------------------------------------------------------------------------------------------------------------------------------------------|-------|-----|--------|-------|-----------------------------------------------------------------------------------------------------|-----------------------------------------------------------------------------------------------------------------------------------------------------------------------------------------------------------------------------|-------|-----|--------|-------|
| <p>Skott 4</p>  | <p>1: 7,9 ↑</p> <table border="1" style="width:100%; border-collapse: collapse;"> <tr><td>Serie</td><td style="text-align: right;">7,0</td></tr> <tr><td>Totalt</td><td style="text-align: right;">200,0</td></tr> </table> | Serie | 7,0 | Totalt | 200,0 | <p>Skott 5</p>  | <p>1: 8,9 ↓</p> <table border="1" style="width:100%; border-collapse: collapse;"> <tr><td>Serie</td><td style="text-align: right;">8,0</td></tr> <tr><td>Totalt</td><td style="text-align: right;">208,0</td></tr> </table> | Serie | 8,0 | Totalt | 208,0 |
| Serie | 7,0 | | | | | | | | | | |
| Totalt | 200,0 | | | | | | | | | | |
| Serie | 8,0 | | | | | | | | | | |
| Totalt | 208,0 | | | | | | | | | | |

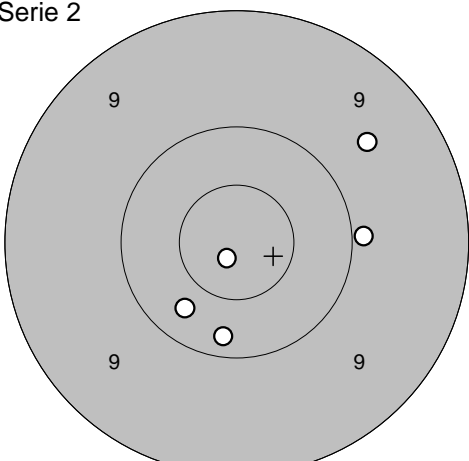
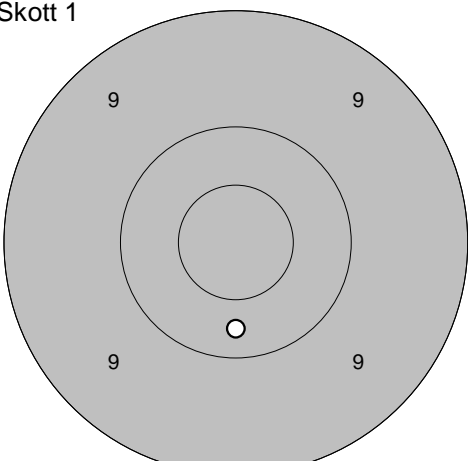
| | | | |
|-----------------------------------------------------------------------------------------------|-------------------------------------------------------------------------|-----------------------------------------------------------------------------------------------|--------------------------------------------------------------------------------------------------|
| Provsrott  | 1: 9,9 ↗ 2: 10,2 ↘ 3: 10,7* ↑ <hr/> Serie 29,0 Totalt 149,0 | Serie 1  | 1: 10,4 ↗ 2: 9,8 ↗ 3: 9,8 ↘ 4: 10,4 ↗ 5: 10,6* ← <hr/> Serie 48,0 Totalt 197,0 |
|-----------------------------------------------------------------------------------------------|-------------------------------------------------------------------------|-----------------------------------------------------------------------------------------------|--------------------------------------------------------------------------------------------------|

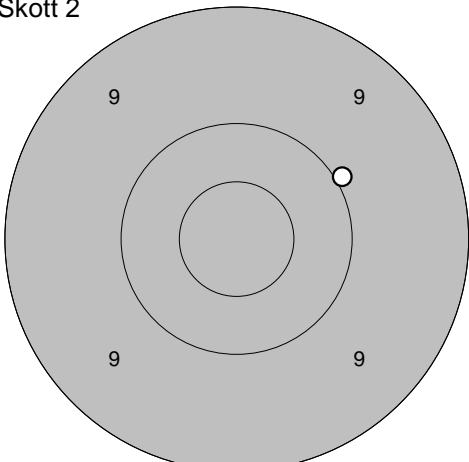
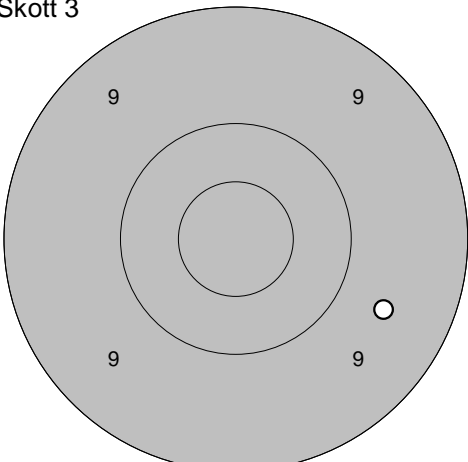
| | | | |
|----------------------------------------------------------------------------------------------|----------------------------------------------------------------------------------------------------|------------------------------------------------------------------------------------------------|---------------------------------------------|
| Serie 2  | 1: 10,9* ↓ 2: 10,2 ↖ 3: 10,7* ↙ 4: 10,1 ↓ 5: 9,7 ← <hr/> Serie 49,0 Totalt 246,0 | Skott 1  | 1: 9,3 ↙ <hr/> Serie 9,0 Totalt 255,0 |
|----------------------------------------------------------------------------------------------|----------------------------------------------------------------------------------------------------|------------------------------------------------------------------------------------------------|---------------------------------------------|

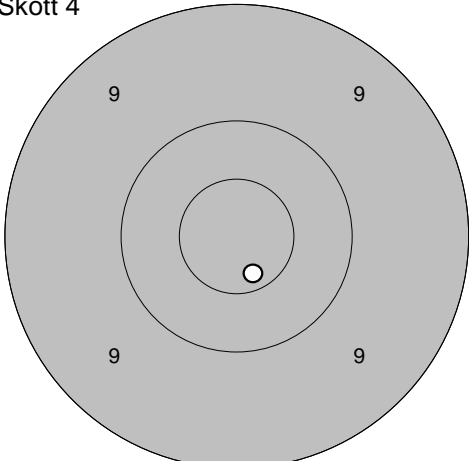
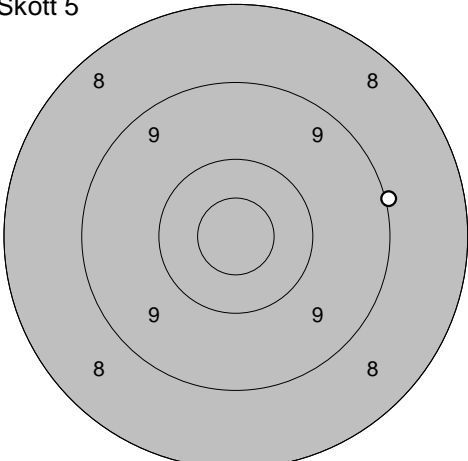
| | | | |
|-----------------------------------------------------------------------------------------------|-----------------------------------------------|-------------------------------------------------------------------------------------------------|------------------------------------------------|
| Skott 2  | 1: 10,4 ↙ <hr/> Serie 10,0 Totalt 265,0 | Skott 3  | 1: 10,7* ↓ <hr/> Serie 10,0 Totalt 275,0 |
|-----------------------------------------------------------------------------------------------|-----------------------------------------------|-------------------------------------------------------------------------------------------------|------------------------------------------------|

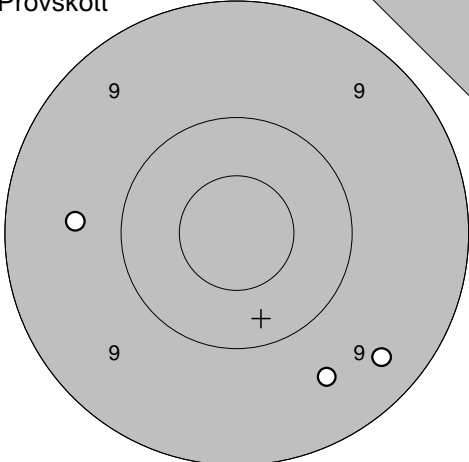
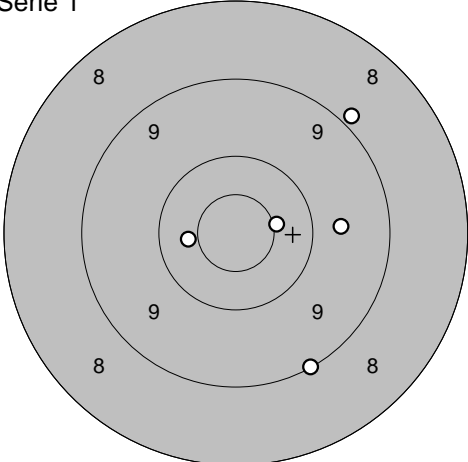
| | | | |
|-----------------------------------------------------------------------------------------------|-----------------------------------------------|-------------------------------------------------------------------------------------------------|---------------------------------------------|
| Skott 4  | 1: 10,0 ↗ <hr/> Serie 10,0 Totalt 285,0 | Skott 5  | 1: 9,7 → <hr/> Serie 9,0 Totalt 294,0 |
|-----------------------------------------------------------------------------------------------|-----------------------------------------------|-------------------------------------------------------------------------------------------------|---------------------------------------------|

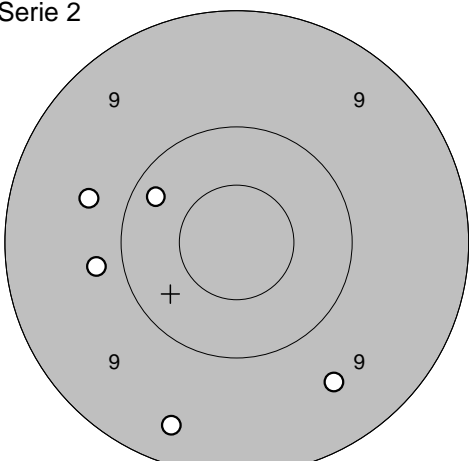
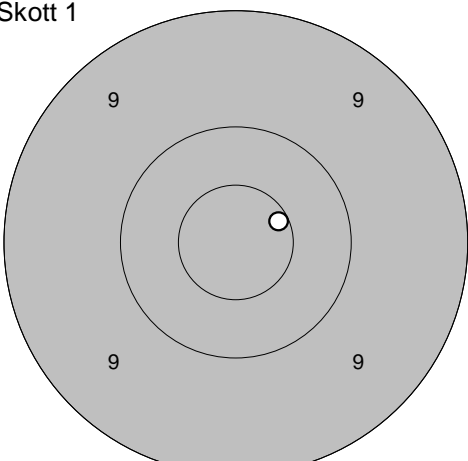
| | | | |
|------------------------------------------------------------------------------------------------|---------------------------------------------------------------------|-----------------------------------------------------------------------------------------------|----------------------------------------------------------------------------------------------|
| Provs-kott  | 1: 9,9 ↗ 2: 9,1 → 3: 10,4 ↑ Serie 28,0 Totalt 148,0 | Serie 1  | 1: 9,6 ↗ 2: 9,2 ↓ 3: 8,6 → 4: 9,3 ↓ 5: 10,8* ↓ Serie 45,0 Totalt 193,0 |
|------------------------------------------------------------------------------------------------|---------------------------------------------------------------------|-----------------------------------------------------------------------------------------------|----------------------------------------------------------------------------------------------|

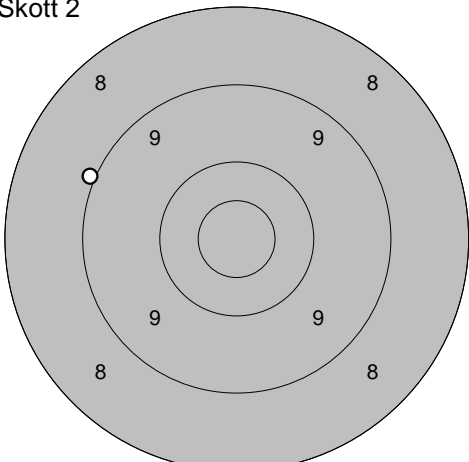
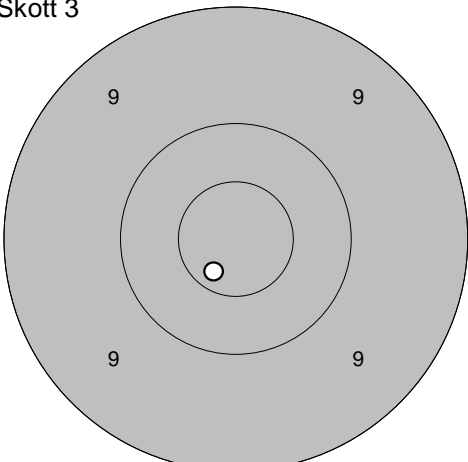
| | | | |
|----------------------------------------------------------------------------------------------|------------------------------------------------------------------------------------------------|------------------------------------------------------------------------------------------------|---------------------------------------------|
| Serie 2  | 1: 9,9 → 2: 10,3 ↓ 3: 9,6 ↗ 4: 10,9* ↓ 5: 10,2 ↓ Serie 48,0 Totalt 241,0 | Skott 1  | 1: 10,3 ↓ Serie 10,0 Totalt 251,0 |
|----------------------------------------------------------------------------------------------|------------------------------------------------------------------------------------------------|------------------------------------------------------------------------------------------------|---------------------------------------------|

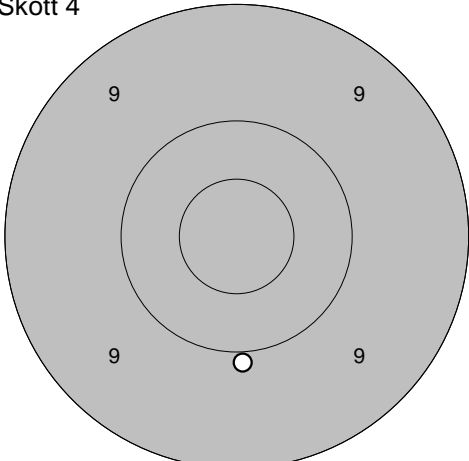
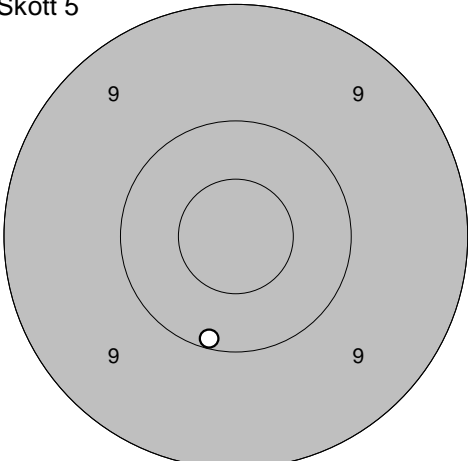
| | | | |
|-----------------------------------------------------------------------------------------------|---------------------------------------------|-------------------------------------------------------------------------------------------------|-------------------------------------------|
| Skott 2  | 1: 10,0 ↗ Serie 10,0 Totalt 261,0 | Skott 3  | 1: 9,6 → Serie 9,0 Totalt 270,0 |
|-----------------------------------------------------------------------------------------------|---------------------------------------------|-------------------------------------------------------------------------------------------------|-------------------------------------------|

| | | | |
|-----------------------------------------------------------------------------------------------|----------------------------------------------|-------------------------------------------------------------------------------------------------|-------------------------------------------|
| Skott 4  | 1: 10,7* ↓ Serie 10,0 Totalt 280,0 | Skott 5  | 1: 9,0 → Serie 9,0 Totalt 289,0 |
|-----------------------------------------------------------------------------------------------|----------------------------------------------|-------------------------------------------------------------------------------------------------|-------------------------------------------|

| | | | |
|---------------------------------------------------------------------------------------------------|-------------------------------------------|---------------------------------------------------------------------------------------------------|------------------------------------------------------------------------|
| <p>Provsjott</p>  | <p>1: 9,4 ↘ 2: 9,6 ← 3: 9,6 ↘</p> | <p>Serie 1</p>  | <p>1: 8,9 ↗ 2: 9,7 → 3: 10,4 ← 4: 9,1 ↘ 5: 10,5* →</p> |
| Serie 27,0 | | Serie 46,0 | |
| Totalt 146,0 | | Totalt 192,0 | |

| | | | |
|--------------------------------------------------------------------------------------------------|----------------------------------------------------------------------|----------------------------------------------------------------------------------------------------|-------------------|
| <p>Serie 2</p>  | <p>1: 9,6 ↘ 2: 9,7 ← 3: 10,2 ↗ 4: 9,8 ← 5: 9,4 ↘</p> | <p>Skott 1</p>  | <p>1: 10,6* ↗</p> |
| Serie 46,0 | | Serie 10,0 | |
| Totalt 238,0 | | Totalt 248,0 | |

| | | | |
|---------------------------------------------------------------------------------------------------|-----------------|-----------------------------------------------------------------------------------------------------|-------------------|
| <p>Skott 2</p>  | <p>1: 9,0 ←</p> | <p>Skott 3</p>  | <p>1: 10,7* ↘</p> |
| Serie 9,0 | | Serie 10,0 | |
| Totalt 257,0 | | Totalt 267,0 | |

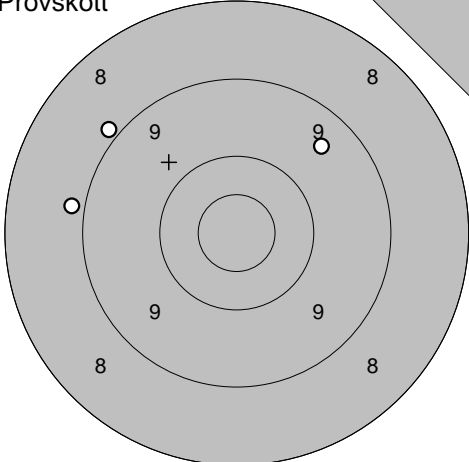
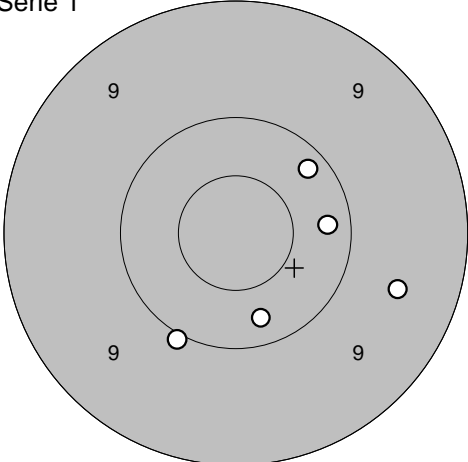
| | | | |
|---------------------------------------------------------------------------------------------------|-----------------|-----------------------------------------------------------------------------------------------------|------------------|
| <p>Skott 4</p>  | <p>1: 9,9 ↘</p> | <p>Skott 5</p>  | <p>1: 10,1 ↘</p> |
| Serie 9,0 | | Serie 10,0 | |
| Totalt 276,0 | | Totalt 286,0 | |

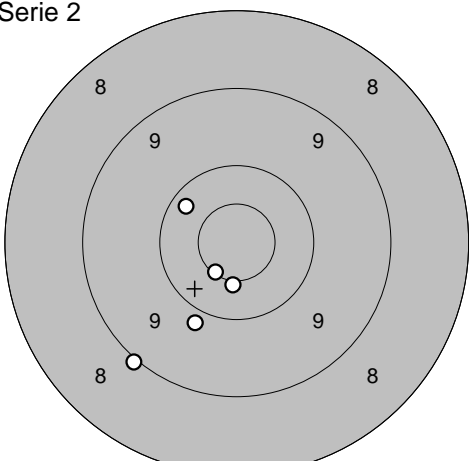
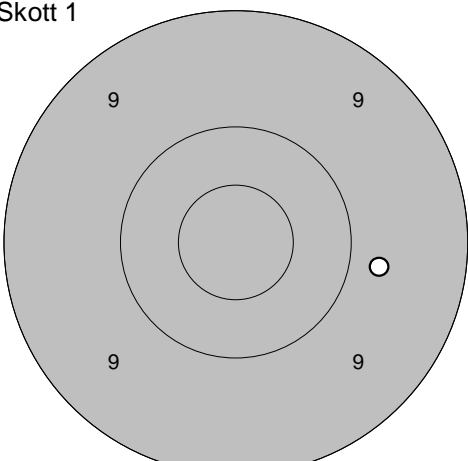
| | | | |
|------------------|---------------------------------------------|----------------|---------------------------------------------------------------------------|
| <p>Provsnitt</p> | <p>1: 10,1 ↘ 2: 10,2 ↗ 3: 8,5 ↘</p> | <p>Serie 1</p> | <p>1: 10,2 → 2: 10,2 → 3: 10,3 → 4: 10,7* ↙ 5: 10,1 ↓</p> |
| Serie 28,0 | Totalt 145,0 | Serie 50,0 | Totalt 195,0 |

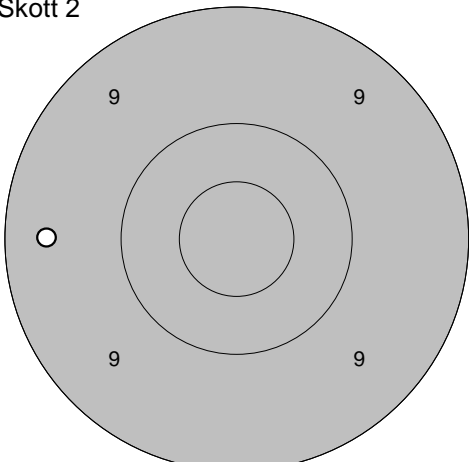
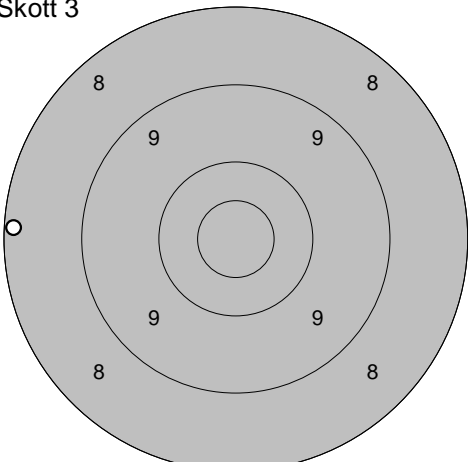
| | | | |
|----------------|---------------------------------------------------------------------------|----------------|------------------|
| <p>Serie 2</p> | <p>1: 10,3 ↑ 2: 10,1 ↑ 3: 10,0 ↘ 4: 10,5* ↓ 5: 10,3 ↖</p> | <p>Skott 1</p> | <p>1: 10,0 →</p> |
| Serie 50,0 | Totalt 245,0 | Serie 10,0 | Totalt 255,0 |

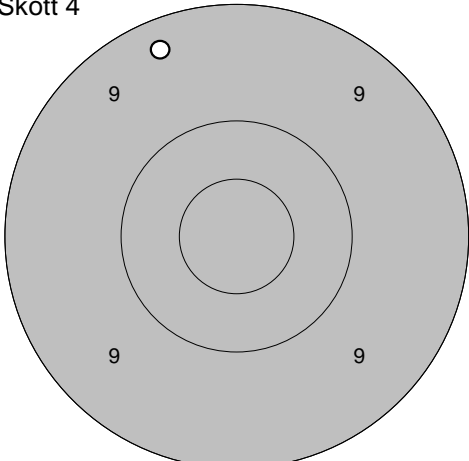
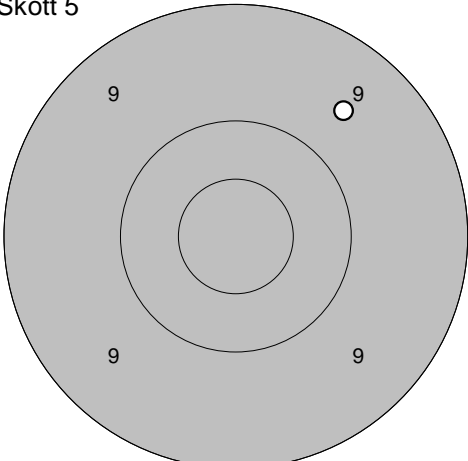
| | | | |
|----------------|------------------|----------------|-----------------|
| <p>Skott 2</p> | <p>1: 10,4 ↘</p> | <p>Skott 3</p> | <p>1: 8,6 →</p> |
| Serie 10,0 | Totalt 265,0 | Serie 8,0 | Totalt 273,0 |

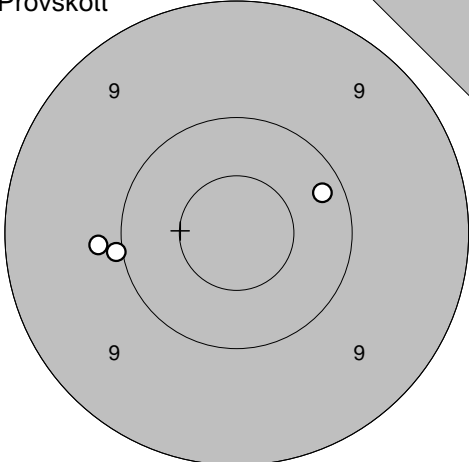
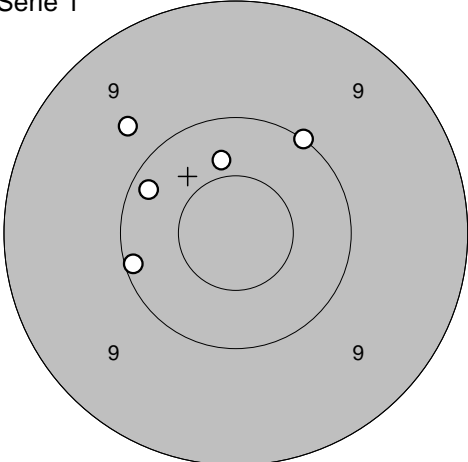
| | | | |
|----------------|-----------------|----------------|------------------|
| <p>Skott 4</p> | <p>1: 9,4 ↗</p> | <p>Skott 5</p> | <p>1: 10,1 →</p> |
| Serie 9,0 | Totalt 282,0 | Serie 10,0 | Totalt 292,0 |

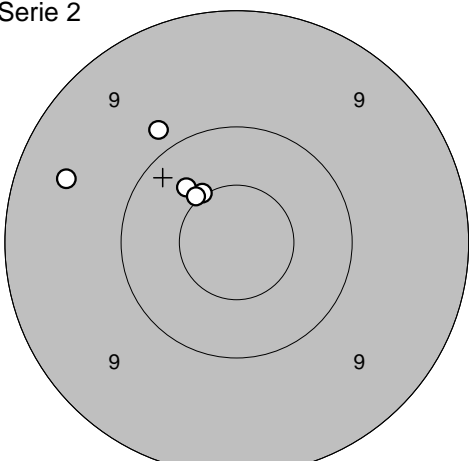
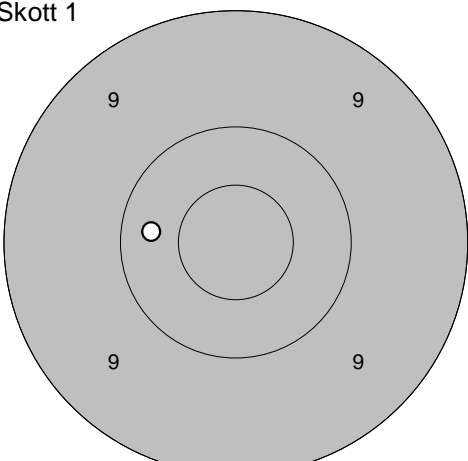
| | | | |
|---------------------------------------------------------------------------------------------------|-------------------------------------------|---------------------------------------------------------------------------------------------------|-------------------------------------------------------------------------|
| <p>Provsrott</p>  | <p>1: 8,9 ↖ 2: 8,9 ← 3: 9,5 ↗</p> | <p>Serie 1</p>  | <p>1: 9,6 → 2: 10,2 → 3: 10,0 ↙ 4: 10,2 ↗ 5: 10,3 ↓</p> |
| Serie 25,0 | | Serie 49,0 | |
| Totalt 145,0 | | Totalt 194,0 | |

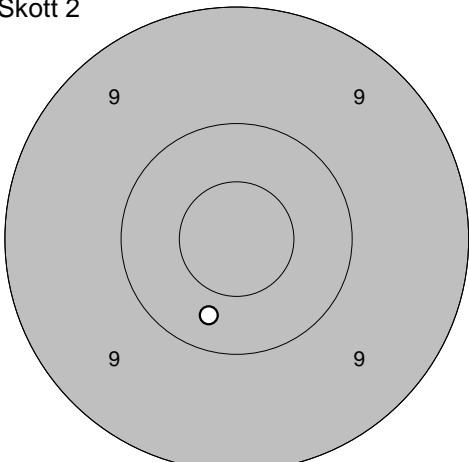
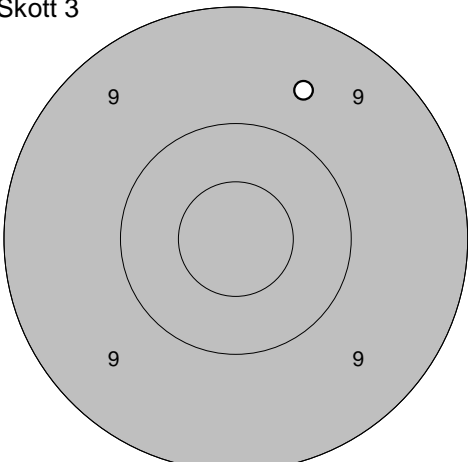
| | | | |
|--------------------------------------------------------------------------------------------------|--------------------------------------------------------------------------|----------------------------------------------------------------------------------------------------|-----------------|
| <p>Serie 2</p>  | <p>1: 10,2 ↖ 2: 10,6* ↙ 3: 10,5* ↓ 4: 9,9 ↙ 5: 9,0 ↙</p> | <p>Skott 1</p>  | <p>1: 9,8 →</p> |
| Serie 48,0 | | Serie 9,0 | |
| Totalt 242,0 | | Totalt 251,0 | |

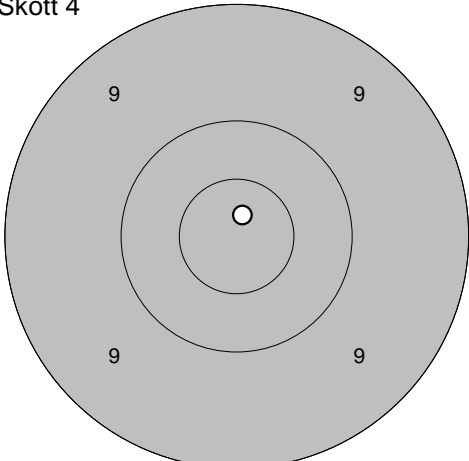
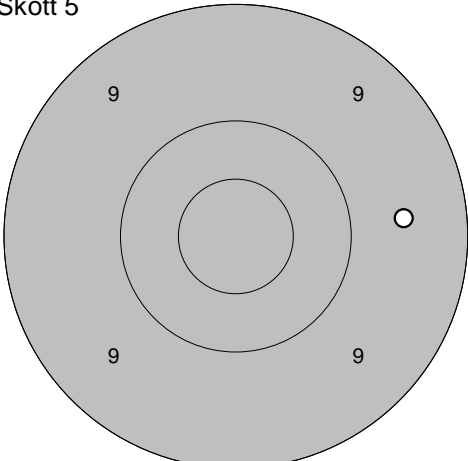
| | | | |
|---------------------------------------------------------------------------------------------------|-----------------|-----------------------------------------------------------------------------------------------------|-----------------|
| <p>Skott 2</p>  | <p>1: 9,4 ←</p> | <p>Skott 3</p>  | <p>1: 8,2 ←</p> |
| Serie 9,0 | | Serie 8,0 | |
| Totalt 260,0 | | Totalt 268,0 | |

| | | | |
|---------------------------------------------------------------------------------------------------|-----------------|-----------------------------------------------------------------------------------------------------|-----------------|
| <p>Skott 4</p>  | <p>1: 9,3 ↗</p> | <p>Skott 5</p>  | <p>1: 9,6 ↗</p> |
| Serie 9,0 | | Serie 9,0 | |
| Totalt 277,0 | | Totalt 286,0 | |

| | | | |
|-------------------------------------------------------------------------------------------------|------------------------------------------------------------------------|-----------------------------------------------------------------------------------------------|--------------------------------------------------------------------------------------------------|
| Provs skott  | 1: 10,2 → 2: 9,8 ← 3: 10,0 ← <hr/> Serie 29,0 Totalt 144,0 | Serie 1  | 1: 10,0 ↗ 2: 10,2 ↖ 3: 9,7 ↗ 4: 10,1 ← 5: 10,4 ↑ <hr/> Serie 49,0 Totalt 193,0 |
|-------------------------------------------------------------------------------------------------|------------------------------------------------------------------------|-----------------------------------------------------------------------------------------------|--------------------------------------------------------------------------------------------------|

| | | | |
|----------------------------------------------------------------------------------------------|---------------------------------------------------------------------------------------------------|------------------------------------------------------------------------------------------------|-----------------------------------------------|
| Serie 2  | 1: 10,5* ↗ 2: 9,5 ↖ 3: 10,4 ↗ 4: 9,9 ↗ 5: 10,5* ↗ <hr/> Serie 48,0 Totalt 241,0 | Skott 1  | 1: 10,3 ← <hr/> Serie 10,0 Totalt 251,0 |
|----------------------------------------------------------------------------------------------|---------------------------------------------------------------------------------------------------|------------------------------------------------------------------------------------------------|-----------------------------------------------|

| | | | |
|-----------------------------------------------------------------------------------------------|-----------------------------------------------|-------------------------------------------------------------------------------------------------|---------------------------------------------|
| Skott 2  | 1: 10,3 ↓ <hr/> Serie 10,0 Totalt 261,0 | Skott 3  | 1: 9,6 ↗ <hr/> Serie 9,0 Totalt 270,0 |
|-----------------------------------------------------------------------------------------------|-----------------------------------------------|-------------------------------------------------------------------------------------------------|---------------------------------------------|

| | | | |
|-----------------------------------------------------------------------------------------------|------------------------------------------------|-------------------------------------------------------------------------------------------------|---------------------------------------------|
| Skott 4  | 1: 10,8* ↑ <hr/> Serie 10,0 Totalt 280,0 | Skott 5  | 1: 9,6 → <hr/> Serie 9,0 Totalt 289,0 |
|-----------------------------------------------------------------------------------------------|------------------------------------------------|-------------------------------------------------------------------------------------------------|---------------------------------------------|

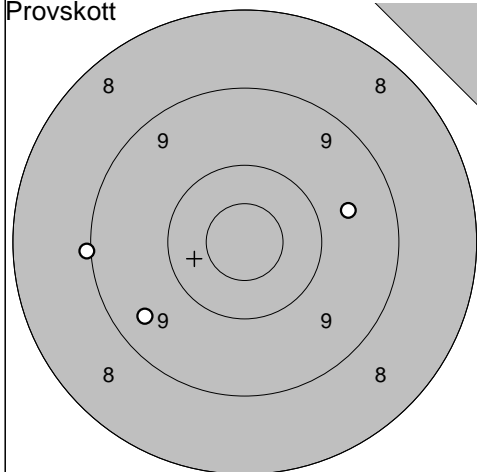
Umeå

2010-07-21

Tavelträffen 2010 Final

Ramselefors SKF

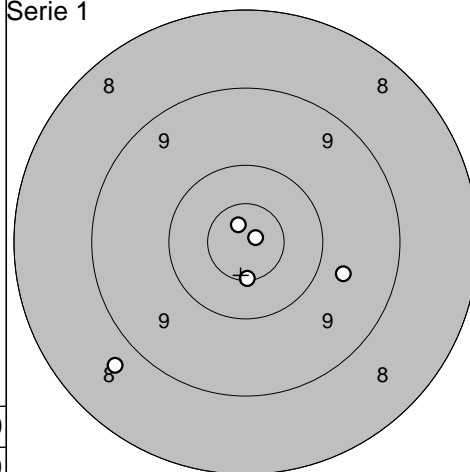
Provsnitt



1: 9,0 ←
 2: 9,6 →
 3: 9,4 ↙

Serie 27,0
 Totalt 144,0

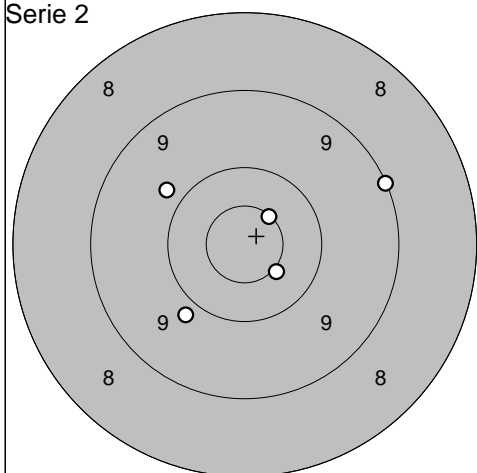
Serie 1



1: 10,8* ↗
 2: 8,7 ↙
 3: 10,9* →
 4: 9,7 →
 5: 10,6* ↓

Serie 47,0
 Totalt 191,0

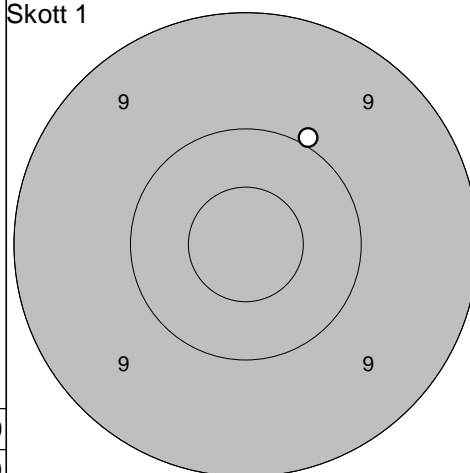
Serie 2



1: 9,8 ↙
 2: 10,5* ↘
 3: 9,9 ↙
 4: 10,6* ↗
 5: 9,1 →

Serie 47,0
 Totalt 238,0

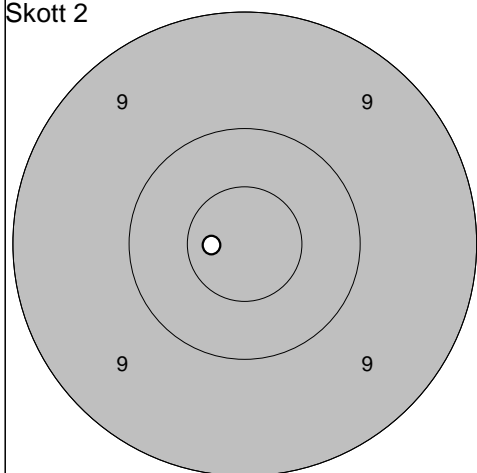
Skott 1



1: 10,0 ↗

Serie 10,0
 Totalt 248,0

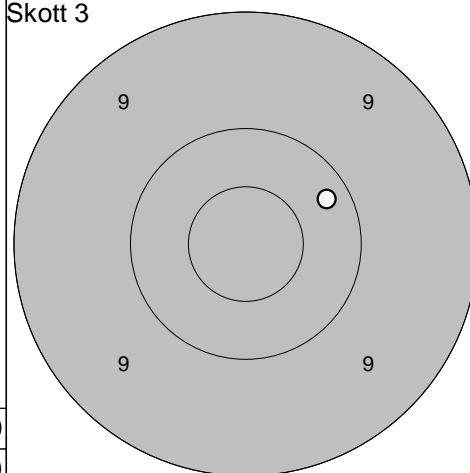
Skott 2



1: 10,7* ←

Serie 10,0
 Totalt 258,0

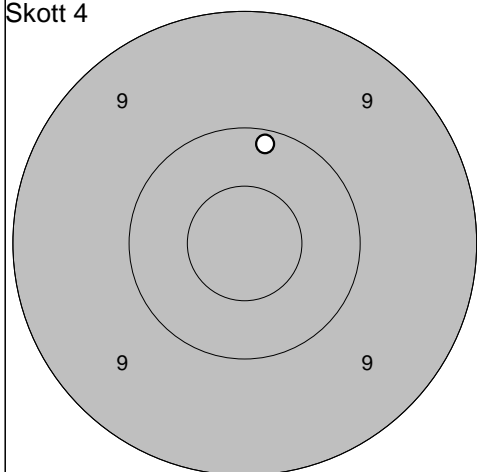
Skott 3



1: 10,2 ↗

Serie 10,0
 Totalt 268,0

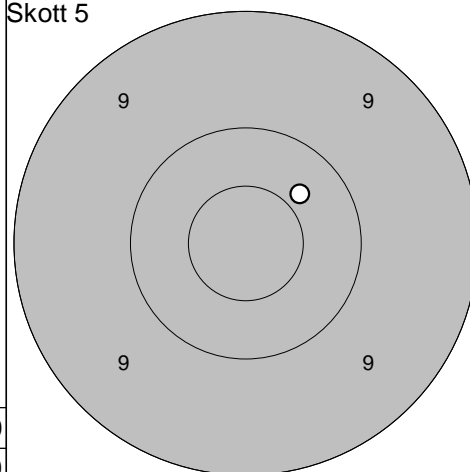
Skott 4



1: 10,2 ↑

Serie 10,0
 Totalt 278,0

Skott 5



1: 10,4 ↗

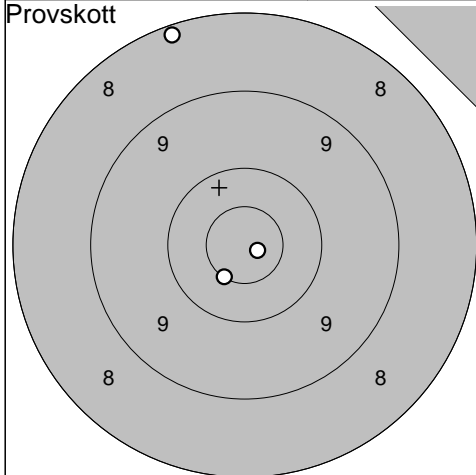
Serie 10,0
 Totalt 288,0

2010-07-21

Tavelträffen 2010 Final

Ramselefors SKF

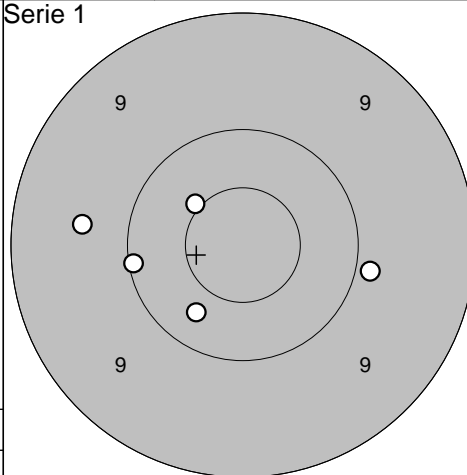
Provsnitt



1: 10,9* →
 2: 8,2 ↗
 3: 10,6* ↘

Serie 28,0
 Totalt 144,0

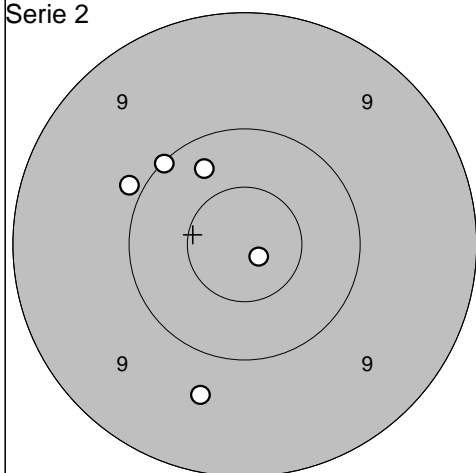
Serie 1



1: 10,5* ↗
 2: 9,6 ←
 3: 10,3 ↘
 4: 10,1 ←
 5: 9,9 →

Serie 48,0
 Totalt 192,0

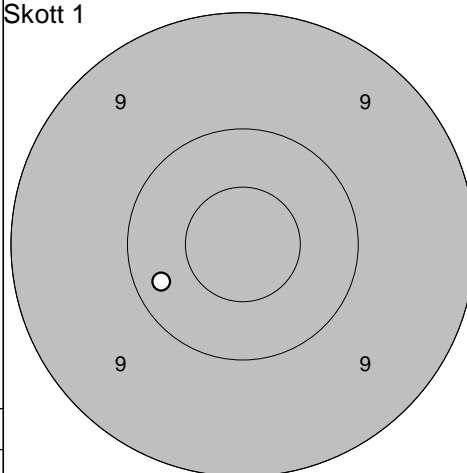
Serie 2



1: 10,3 ↗
 2: 10,9* ↘
 3: 9,9 ↗
 4: 10,1 ↗
 5: 9,7 ↘

Serie 48,0
 Totalt 240,0

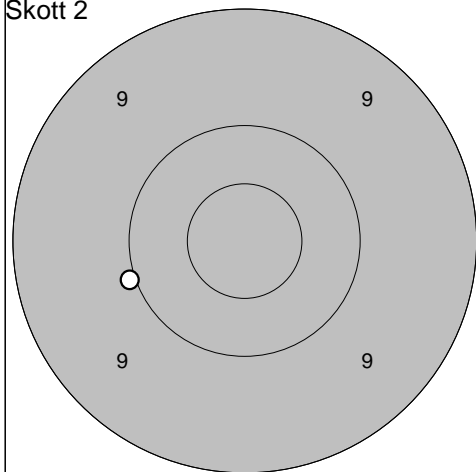
Skott 1



1: 10,3 ←

Serie 10,0
 Totalt 250,0

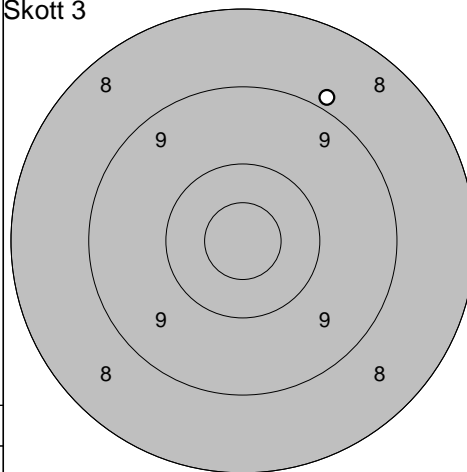
Skott 2



1: 10,0 ←

Serie 10,0
 Totalt 260,0

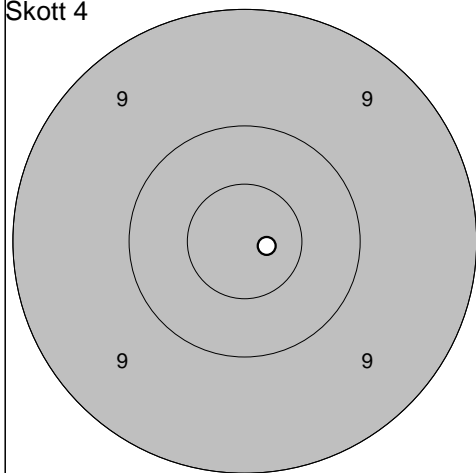
Skott 3



1: 8,9 ↗

Serie 8,0
 Totalt 268,0

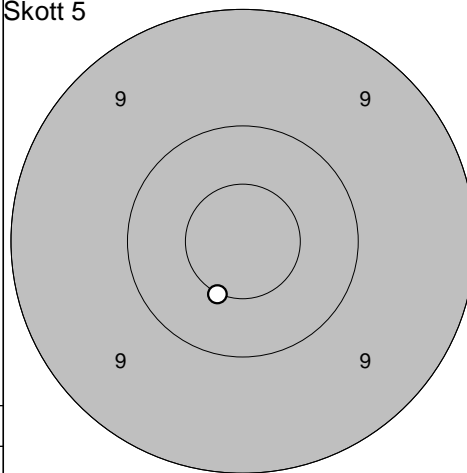
Skott 4



1: 10,8* →

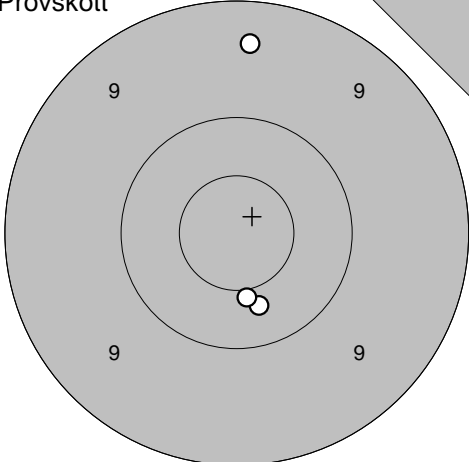
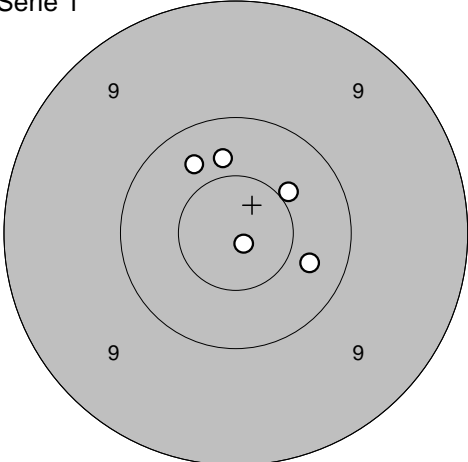
Serie 10,0
 Totalt 278,0

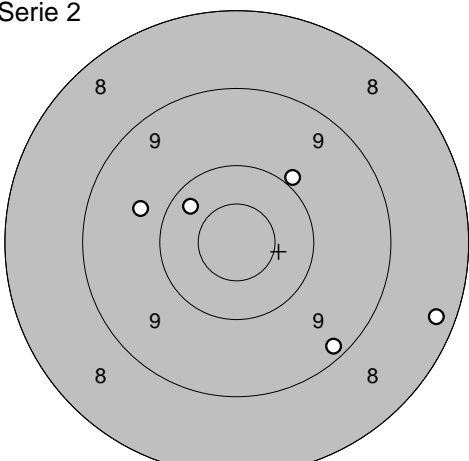
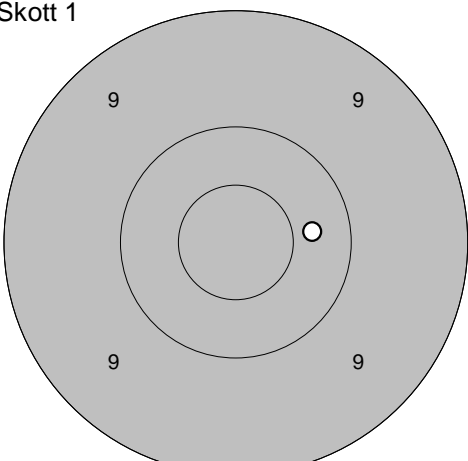
Skott 5

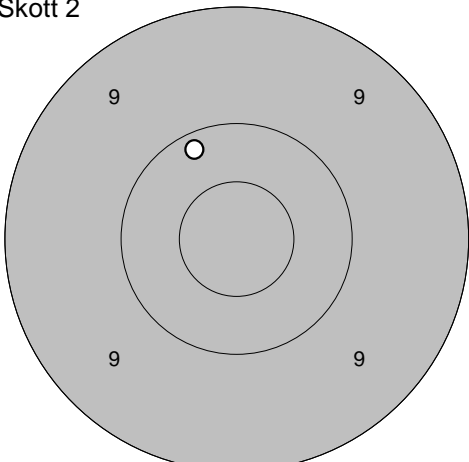
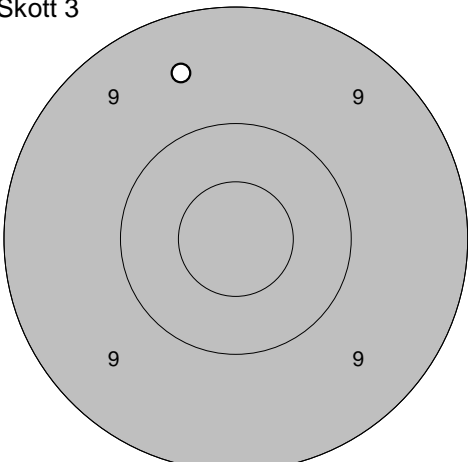


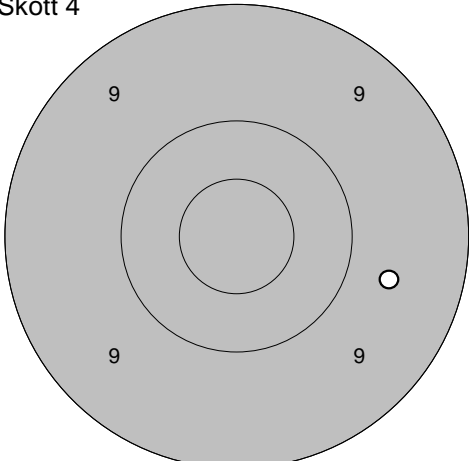
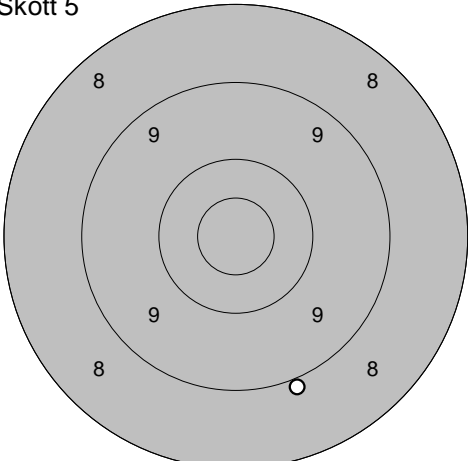
1: 10,5* ↘

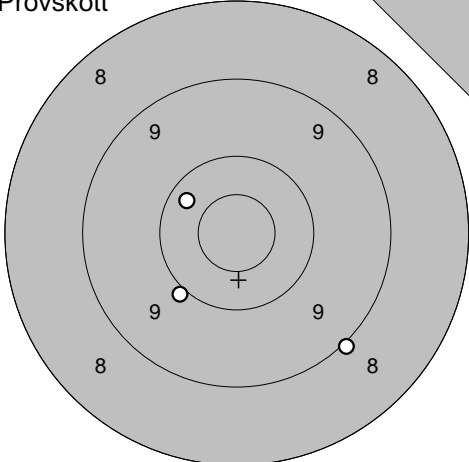
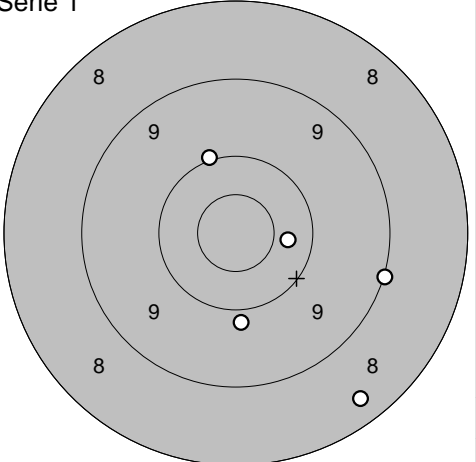
Serie 10,0
 Totalt 288,0

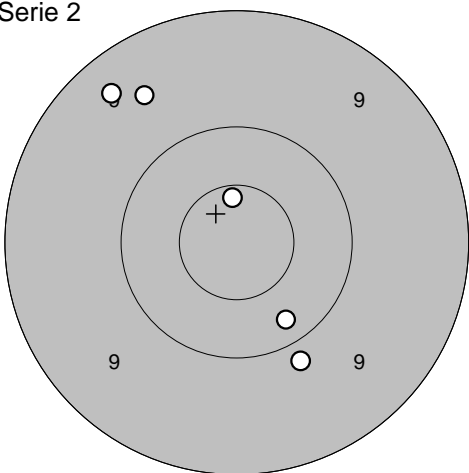
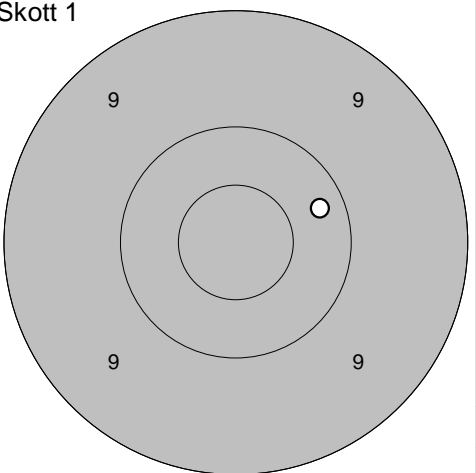
| | | | |
|-----------------------------------------------------------------------------------------------|----------------------------------------------|-----------------------------------------------------------------------------------------------|------------------------------------------------------------------------------|
| Provsrott  | 1: 10,4 ↘ 2: 9,4 ↑ 3: 10,5* ↘ | Serie 1  | 1: 10,5* ↗ 2: 10,3 ↘ 3: 10,4 ↑ 4: 10,9* ↘ 5: 10,3 ↗ |
| Serie 29,0 Totalt 143,0 | Serie 50,0 Totalt 193,0 | | |

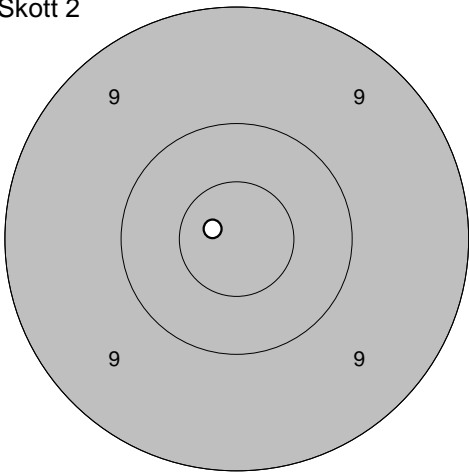
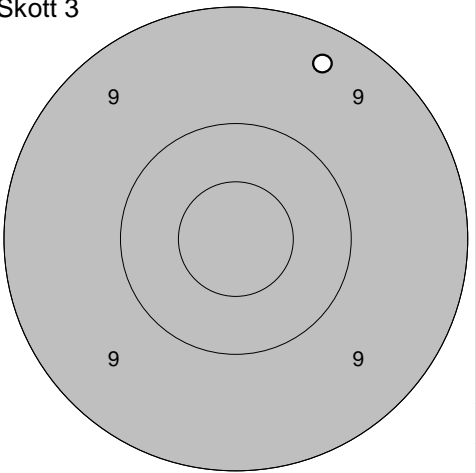
| | | | |
|----------------------------------------------------------------------------------------------|-------------------------------------------------------------------------|------------------------------------------------------------------------------------------------|--------------|
| Serie 2  | 1: 8,3 ↘ 2: 9,9 ↗ 3: 9,2 ↘ 4: 9,7 ↖ 5: 10,3 ↗ | Skott 1  | 1: 10,4 → |
| Serie 45,0 Totalt 238,0 | Serie 10,0 Totalt 248,0 | | |

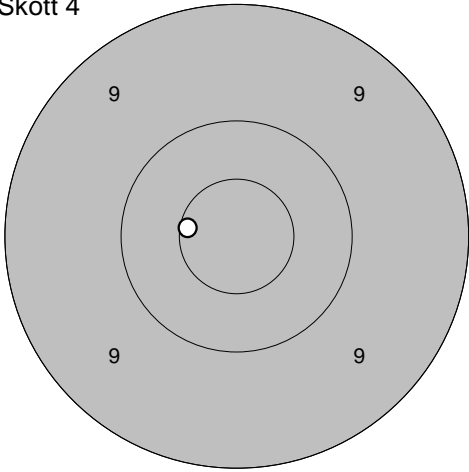
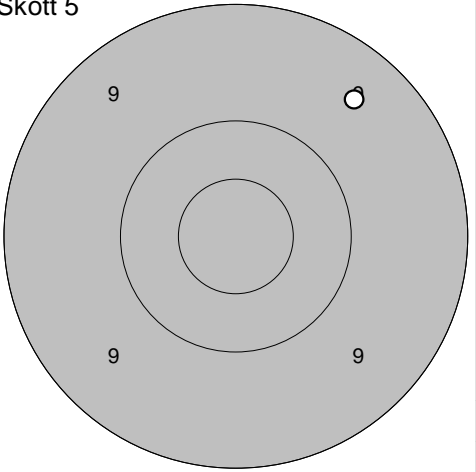
| | | | |
|-----------------------------------------------------------------------------------------------|--------------------------------|-------------------------------------------------------------------------------------------------|-------------|
| Skott 2  | 1: 10,2 ↖ | Skott 3  | 1: 9,5 ↖ |
| Serie 10,0 Totalt 258,0 | Serie 9,0 Totalt 267,0 | | |

| | | | |
|-----------------------------------------------------------------------------------------------|--------------------------------|-------------------------------------------------------------------------------------------------|-------------|
| Skott 4  | 1: 9,7 → | Skott 5  | 1: 8,9 ↘ |
| Serie 9,0 Totalt 276,0 | Serie 8,0 Totalt 284,0 | | |

| | | | |
|-------------------------------------------------------------------------------------------------------|------------------------------------------------------------------------|------------------------------------------------------------------------------------------------------|------------------------------------------------------------------------------------------------|
| Provs-kott  | 1: 10,3 ↖ 2: 10,0 ↘ 3: 9,0 ↘ <hr/> Serie 29,0 Totalt 142,0 | Serie 1  | 1: 10,0 ↖ 2: 10,4 → 3: 9,9 ↓ 4: 8,4 ↘ 5: 9,0 → <hr/> Serie 46,0 Totalt 188,0 |
|-------------------------------------------------------------------------------------------------------|------------------------------------------------------------------------|------------------------------------------------------------------------------------------------------|------------------------------------------------------------------------------------------------|

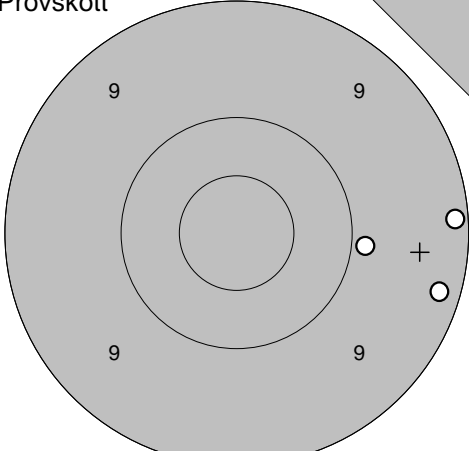
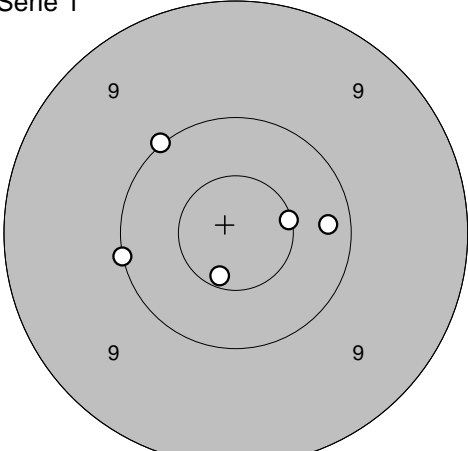
| | | | |
|-----------------------------------------------------------------------------------------------------|-------------------------------------------------------------------------------------------------|-------------------------------------------------------------------------------------------------------|-----------------------------------------------|
| Serie 2  | 1: 9,9 ↘ 2: 9,5 ↗ 3: 10,2 ↘ 4: 9,4 ↗ 5: 10,6* ↑ <hr/> Serie 47,0 Totalt 235,0 | Skott 1  | 1: 10,2 → <hr/> Serie 10,0 Totalt 245,0 |
|-----------------------------------------------------------------------------------------------------|-------------------------------------------------------------------------------------------------|-------------------------------------------------------------------------------------------------------|-----------------------------------------------|

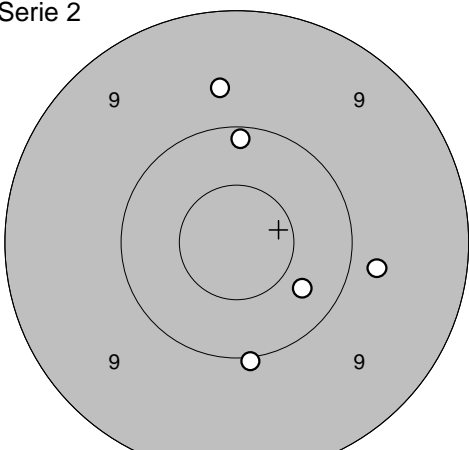
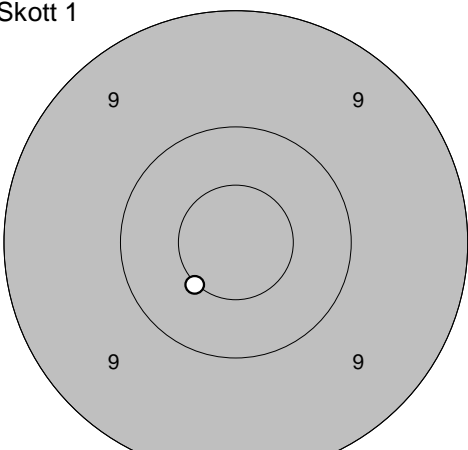
| | | | |
|------------------------------------------------------------------------------------------------------|------------------------------------------------|--------------------------------------------------------------------------------------------------------|---------------------------------------------|
| Skott 2  | 1: 10,8* ← <hr/> Serie 10,0 Totalt 255,0 | Skott 3  | 1: 9,3 ↗ <hr/> Serie 9,0 Totalt 264,0 |
|------------------------------------------------------------------------------------------------------|------------------------------------------------|--------------------------------------------------------------------------------------------------------|---------------------------------------------|

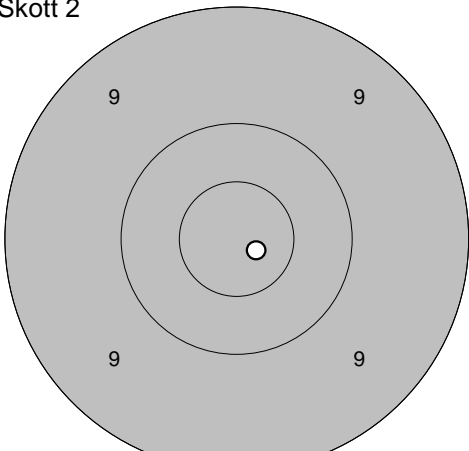
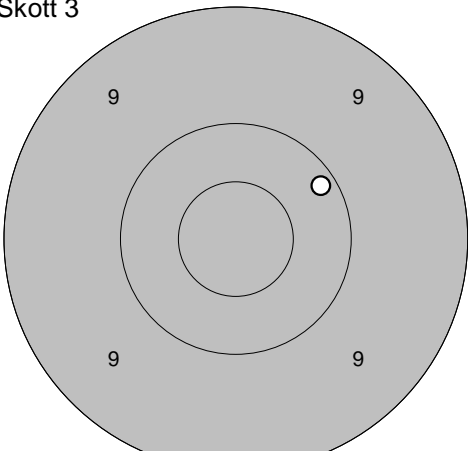
| | | | |
|------------------------------------------------------------------------------------------------------|------------------------------------------------|--------------------------------------------------------------------------------------------------------|---------------------------------------------|
| Skott 4  | 1: 10,6* ← <hr/> Serie 10,0 Totalt 274,0 | Skott 5  | 1: 9,5 ↗ <hr/> Serie 9,0 Totalt 283,0 |
|------------------------------------------------------------------------------------------------------|------------------------------------------------|--------------------------------------------------------------------------------------------------------|---------------------------------------------|

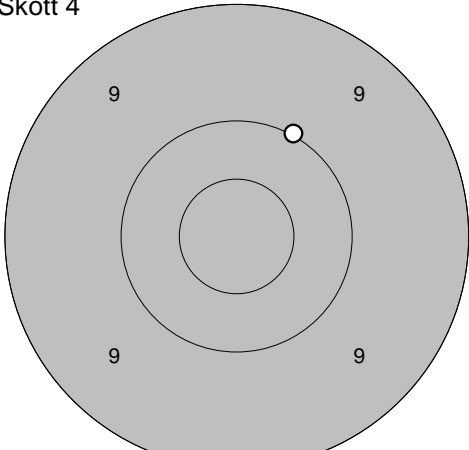
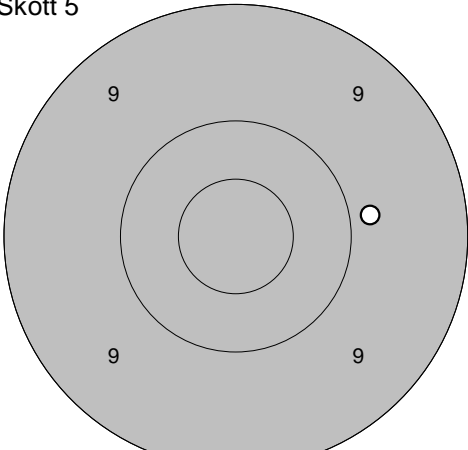
I 19 / A 9

| | | |
|------------|-------------------------|-----------------|
| 2010-07-21 | Tavelträffen 2010 Final | Ramselefors SKF |
|------------|-------------------------|-----------------|

| | | | | | | | | | | | |
|------------------------------------------------------------------------------------------------------|------------------------------------------------------------------------------------------------------------------------------------------------------------------------------------------------------------------------------------------------------------------------------------------------------------------------------|-------|------|--------|-------|------------------------------------------------------------------------------------------------------|-------------------------------------------------------------------------------------------------------------------------------------------------------------------------------------------------------------------------------------------------------------------------------------------------------------------------------------------------------------|-------|------|--------|-------|
| Provsrott  | 1: 9,1 → 2: 9,2 → 3: 9,9 → <table border="1" style="width:100%; border-collapse: collapse;"> <tr><td style="padding: 2px;">Serie</td><td style="text-align: right; padding: 2px;">27,0</td></tr> <tr><td style="padding: 2px;">Totalt</td><td style="text-align: right; padding: 2px;">142,0</td></tr> </table> | Serie | 27,0 | Totalt | 142,0 | Serie 1  | 1: 10,0 ← 2: 10,6* → 3: 10,2 → 4: 10,6* ↓ 5: 10,0 ↗ <table border="1" style="width:100%; border-collapse: collapse;"> <tr><td style="padding: 2px;">Serie</td><td style="text-align: right; padding: 2px;">50,0</td></tr> <tr><td style="padding: 2px;">Totalt</td><td style="text-align: right; padding: 2px;">192,0</td></tr> </table> | Serie | 50,0 | Totalt | 192,0 |
| Serie | 27,0 | | | | | | | | | | |
| Totalt | 142,0 | | | | | | | | | | |
| Serie | 50,0 | | | | | | | | | | |
| Totalt | 192,0 | | | | | | | | | | |

| | | | | | | | | | | | |
|-----------------------------------------------------------------------------------------------------|---------------------------------------------------------------------------------------------------------------------------------------------------------------------------------------------------------------------------------------------------------------------------------------------------------------------------------------------------------|-------|------|--------|-------|-------------------------------------------------------------------------------------------------------|--------------------------------------------------------------------------------------------------------------------------------------------------------------------------------------------------------------------------------------------------------------------------------------------------------|-------|------|--------|-------|
| Serie 2  | 1: 9,7 ↑ 2: 9,8 → 3: 10,3 ↘ 4: 10,0 ↓ 5: 10,1 ↑ <table border="1" style="width:100%; border-collapse: collapse;"> <tr><td style="padding: 2px;">Serie</td><td style="text-align: right; padding: 2px;">48,0</td></tr> <tr><td style="padding: 2px;">Totalt</td><td style="text-align: right; padding: 2px;">240,0</td></tr> </table> | Serie | 48,0 | Totalt | 240,0 | Skott 1  | 1: 10,5* ↙ <table border="1" style="width:100%; border-collapse: collapse;"> <tr><td style="padding: 2px;">Serie</td><td style="text-align: right; padding: 2px;">10,0</td></tr> <tr><td style="padding: 2px;">Totalt</td><td style="text-align: right; padding: 2px;">250,0</td></tr> </table> | Serie | 10,0 | Totalt | 250,0 |
| Serie | 48,0 | | | | | | | | | | |
| Totalt | 240,0 | | | | | | | | | | |
| Serie | 10,0 | | | | | | | | | | |
| Totalt | 250,0 | | | | | | | | | | |

| | | | | | | | | | | | |
|------------------------------------------------------------------------------------------------------|--------------------------------------------------------------------------------------------------------------------------------------------------------------------------------------------------------------------------------------------------------------------------------------------------------|-------|------|--------|-------|--------------------------------------------------------------------------------------------------------|-------------------------------------------------------------------------------------------------------------------------------------------------------------------------------------------------------------------------------------------------------------------------------------------------------|-------|------|--------|-------|
| Skott 2  | 1: 10,8* ↘ <table border="1" style="width:100%; border-collapse: collapse;"> <tr><td style="padding: 2px;">Serie</td><td style="text-align: right; padding: 2px;">10,0</td></tr> <tr><td style="padding: 2px;">Totalt</td><td style="text-align: right; padding: 2px;">260,0</td></tr> </table> | Serie | 10,0 | Totalt | 260,0 | Skott 3  | 1: 10,2 ↗ <table border="1" style="width:100%; border-collapse: collapse;"> <tr><td style="padding: 2px;">Serie</td><td style="text-align: right; padding: 2px;">10,0</td></tr> <tr><td style="padding: 2px;">Totalt</td><td style="text-align: right; padding: 2px;">270,0</td></tr> </table> | Serie | 10,0 | Totalt | 270,0 |
| Serie | 10,0 | | | | | | | | | | |
| Totalt | 260,0 | | | | | | | | | | |
| Serie | 10,0 | | | | | | | | | | |
| Totalt | 270,0 | | | | | | | | | | |

| | | | | | | | | | | | |
|------------------------------------------------------------------------------------------------------|-------------------------------------------------------------------------------------------------------------------------------------------------------------------------------------------------------------------------------------------------------------------------------------------------------|-------|------|--------|-------|--------------------------------------------------------------------------------------------------------|-----------------------------------------------------------------------------------------------------------------------------------------------------------------------------------------------------------------------------------------------------------------------------------------------------|-------|-----|--------|-------|
| Skott 4  | 1: 10,0 ↗ <table border="1" style="width:100%; border-collapse: collapse;"> <tr><td style="padding: 2px;">Serie</td><td style="text-align: right; padding: 2px;">10,0</td></tr> <tr><td style="padding: 2px;">Totalt</td><td style="text-align: right; padding: 2px;">280,0</td></tr> </table> | Serie | 10,0 | Totalt | 280,0 | Skott 5  | 1: 9,9 → <table border="1" style="width:100%; border-collapse: collapse;"> <tr><td style="padding: 2px;">Serie</td><td style="text-align: right; padding: 2px;">9,0</td></tr> <tr><td style="padding: 2px;">Totalt</td><td style="text-align: right; padding: 2px;">289,0</td></tr> </table> | Serie | 9,0 | Totalt | 289,0 |
| Serie | 10,0 | | | | | | | | | | |
| Totalt | 280,0 | | | | | | | | | | |
| Serie | 9,0 | | | | | | | | | | |
| Totalt | 289,0 | | | | | | | | | | |

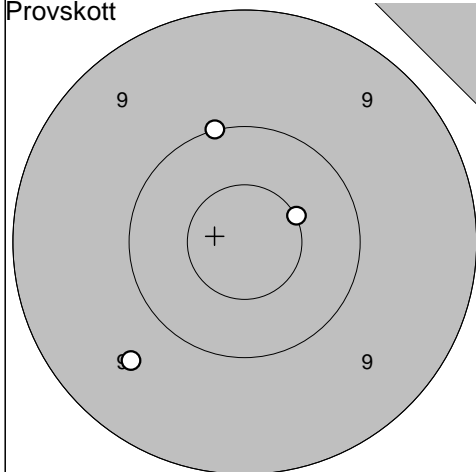
Hogdal

2010-07-21

Tavelträffen 2010 Final

Ramselefors SKF

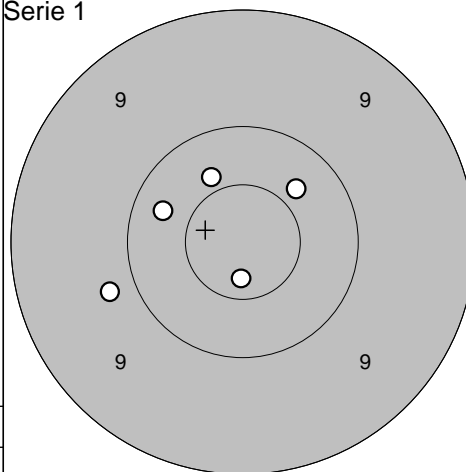
Provskott



1: 10,5* →
 2: 10,0 ↑
 3: 9,6 ↙

Serie 29,0
 Totalt 142,0

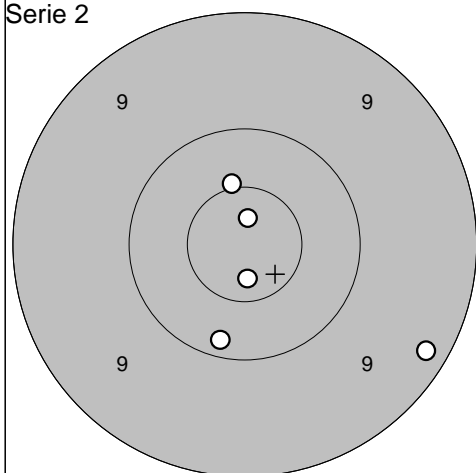
Serie 1



1: 10,4 ↗
 2: 10,3 ↖
 3: 10,4 ↗
 4: 9,8 ↖
 5: 10,7* ↓

Serie 49,0
 Totalt 191,0

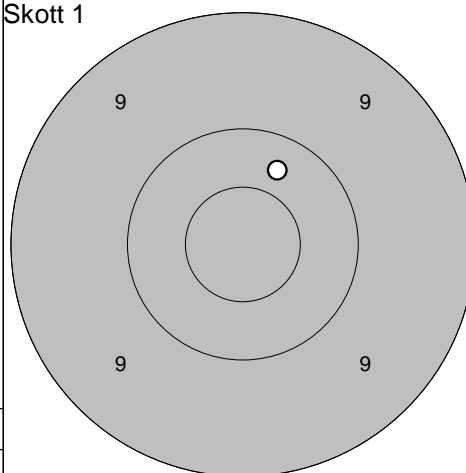
Serie 2



1: 10,7* ↓
 2: 10,2 ↓
 3: 10,8* ↑
 4: 9,2 ↘
 5: 10,5* ↑

Serie 49,0
 Totalt 240,0

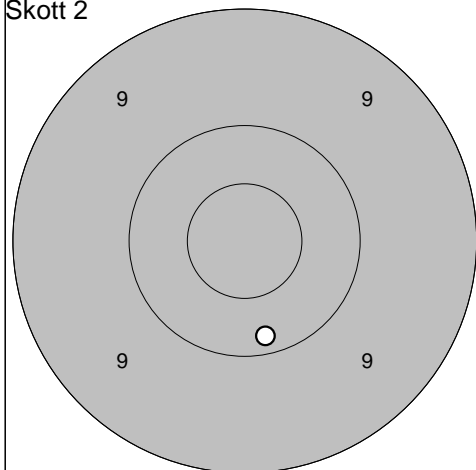
Skott 1



1: 10,3 ↗

Serie 10,0
 Totalt 250,0

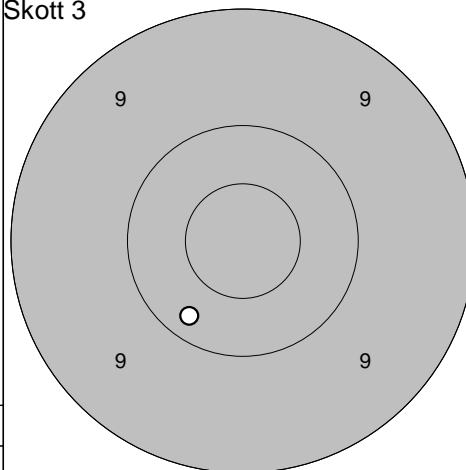
Skott 2



1: 10,2 ↓

Serie 10,0
 Totalt 260,0

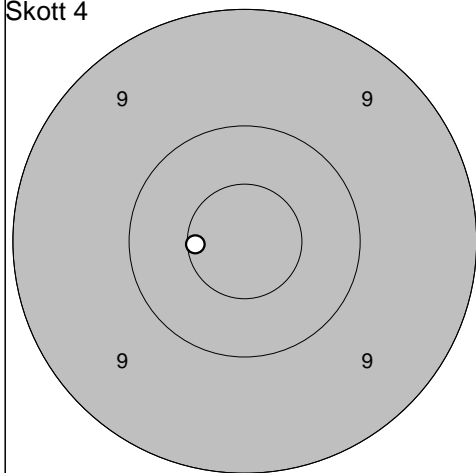
Skott 3



1: 10,2 ↙

Serie 10,0
 Totalt 270,0

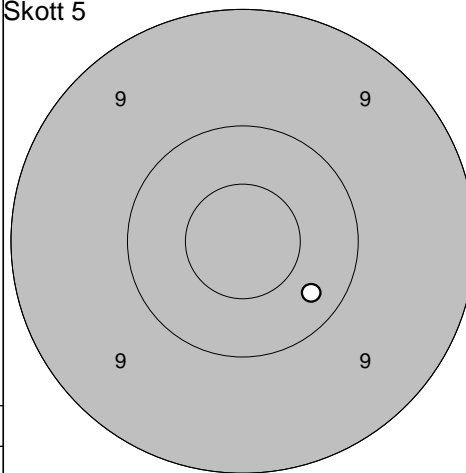
Skott 4



1: 10,6* ←

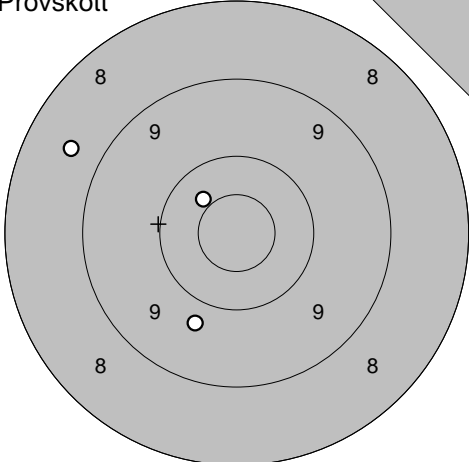
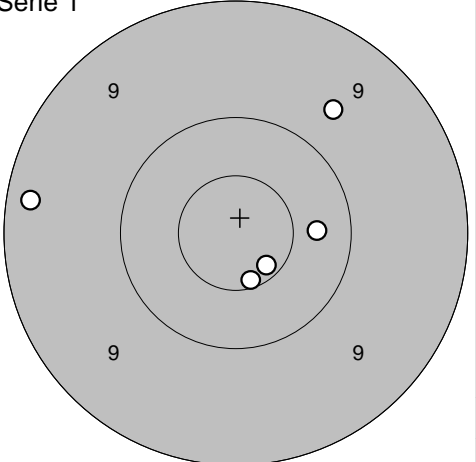
Serie 10,0
 Totalt 280,0

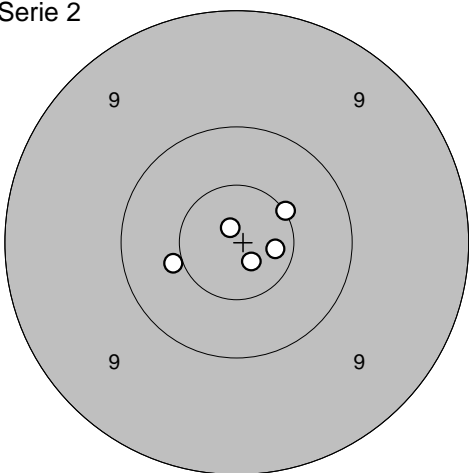
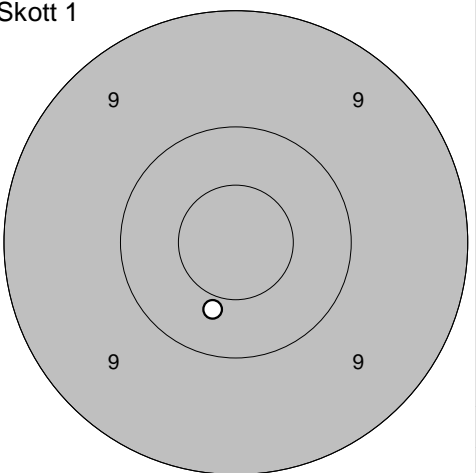
Skott 5

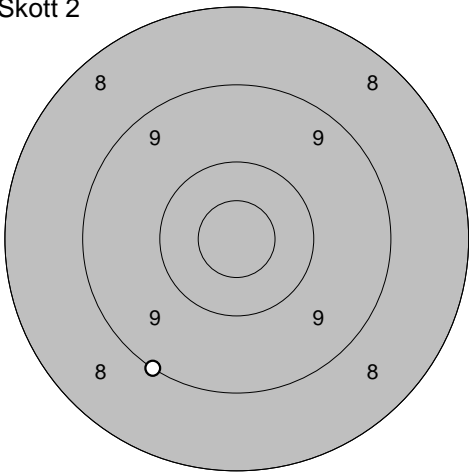
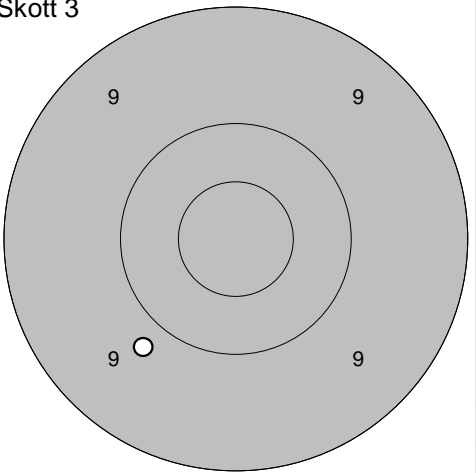


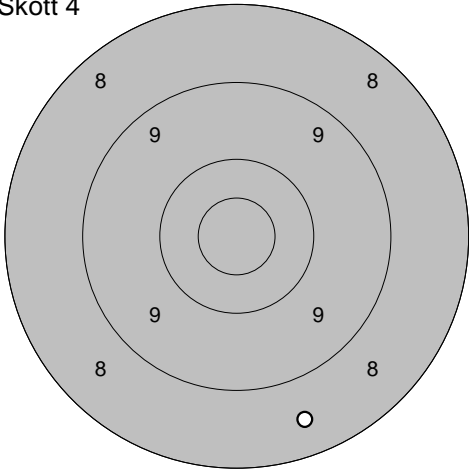
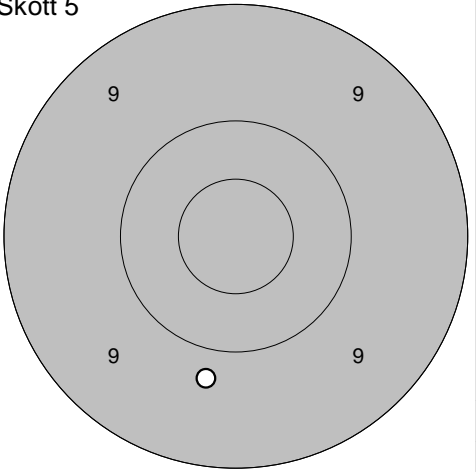
1: 10,3 ↘

Serie 10,0
 Totalt 290,0

| | | | | | | | | | | | |
|---------------------------------------------------------------------------------------------------|---------------------------------------------------------------------------------------------------------------------------------------------------------------------------------------------------------------------------------------------------------------------------------------------------------------|-------|------|--------|-------|---------------------------------------------------------------------------------------------------|---------------------------------------------------------------------------------------------------------------------------------------------------------------------------------------------------------------------------------------------------------------------------------------------------------------------------------------------|-------|------|--------|-------|
| <p>Provskott</p>  | <p>1: 9,8 ↘ 2: 8,6 ↙ 3: 10,4 ↗</p> <table border="1" style="width:100%; border-collapse: collapse;"> <tr><td style="text-align: right;">Serie</td><td style="text-align: right;">27,0</td></tr> <tr><td style="text-align: right;">Totalt</td><td style="text-align: right;">141,0</td></tr> </table> | Serie | 27,0 | Totalt | 141,0 | <p>Serie 1</p>  | <p>1: 10,3 → 2: 9,2 ← 3: 10,6* ↘ 4: 9,7 ↗ 5: 10,6* ↘</p> <table border="1" style="width:100%; border-collapse: collapse;"> <tr><td style="text-align: right;">Serie</td><td style="text-align: right;">48,0</td></tr> <tr><td style="text-align: right;">Totalt</td><td style="text-align: right;">189,0</td></tr> </table> | Serie | 48,0 | Totalt | 189,0 |
| Serie | 27,0 | | | | | | | | | | |
| Totalt | 141,0 | | | | | | | | | | |
| Serie | 48,0 | | | | | | | | | | |
| Totalt | 189,0 | | | | | | | | | | |

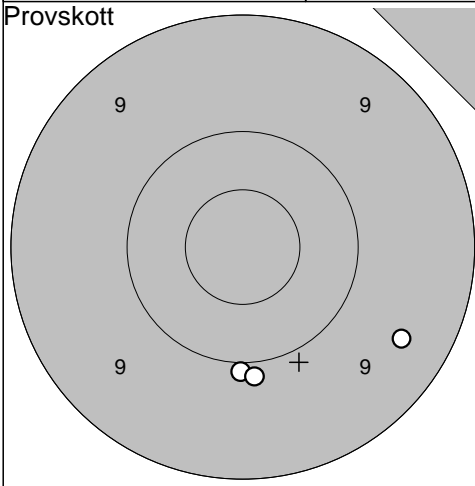
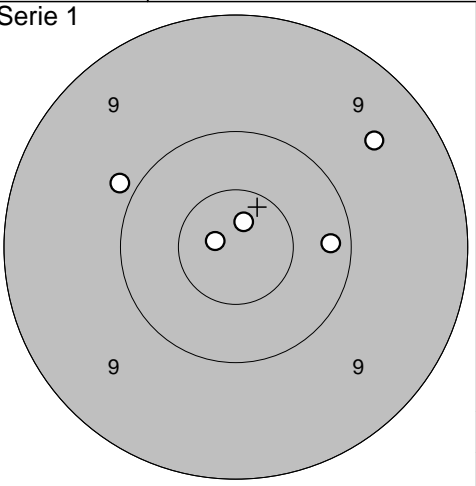
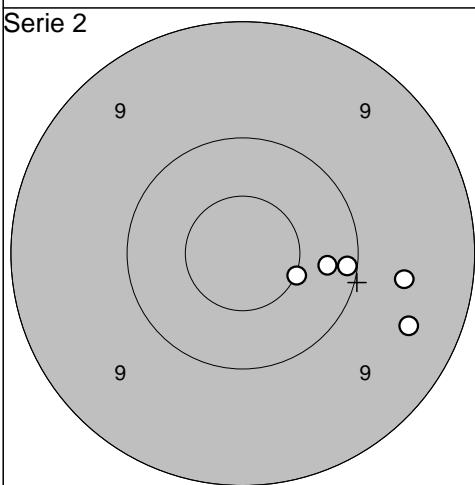
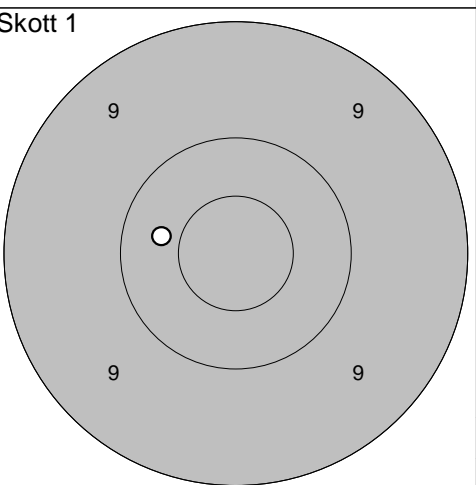
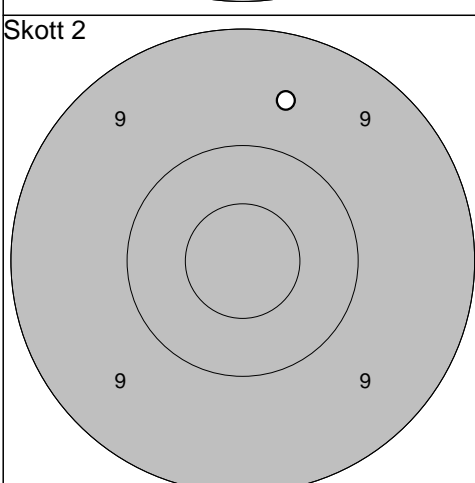
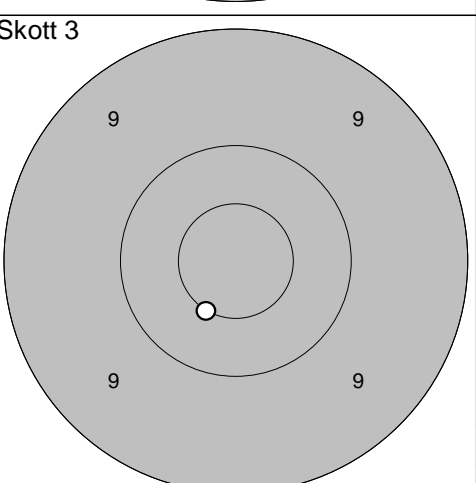
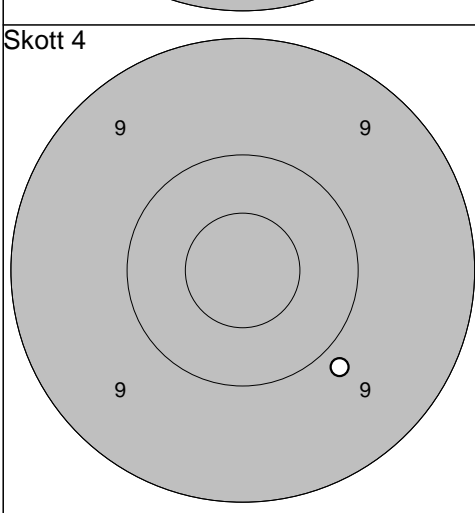
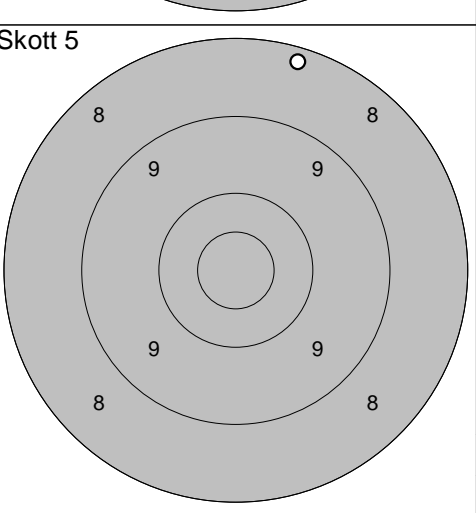
| | | | | | | | | | | | |
|--------------------------------------------------------------------------------------------------|--------------------------------------------------------------------------------------------------------------------------------------------------------------------------------------------------------------------------------------------------------------------------------------------------------------------------------------------------|-------|------|--------|-------|----------------------------------------------------------------------------------------------------|-------------------------------------------------------------------------------------------------------------------------------------------------------------------------------------------------------------------------------------------------------------------------------------|-------|------|--------|-------|
| <p>Serie 2</p>  | <p>1: 10,5* ↗ 2: 10,5* ← 3: 10,7* → 4: 10,8* ↘ 5: 10,9* ↗</p> <table border="1" style="width:100%; border-collapse: collapse;"> <tr><td style="text-align: right;">Serie</td><td style="text-align: right;">50,0</td></tr> <tr><td style="text-align: right;">Totalt</td><td style="text-align: right;">239,0</td></tr> </table> | Serie | 50,0 | Totalt | 239,0 | <p>Skott 1</p>  | <p>1: 10,4 ↘</p> <table border="1" style="width:100%; border-collapse: collapse;"> <tr><td style="text-align: right;">Serie</td><td style="text-align: right;">10,0</td></tr> <tr><td style="text-align: right;">Totalt</td><td style="text-align: right;">249,0</td></tr> </table> | Serie | 10,0 | Totalt | 249,0 |
| Serie | 50,0 | | | | | | | | | | |
| Totalt | 239,0 | | | | | | | | | | |
| Serie | 10,0 | | | | | | | | | | |
| Totalt | 249,0 | | | | | | | | | | |

| | | | | | | | | | | | |
|---------------------------------------------------------------------------------------------------|-----------------------------------------------------------------------------------------------------------------------------------------------------------------------------------------------------------------------------------------------------------------------------------|-------|-----|--------|-------|-----------------------------------------------------------------------------------------------------|-----------------------------------------------------------------------------------------------------------------------------------------------------------------------------------------------------------------------------------------------------------------------------------|-------|-----|--------|-------|
| <p>Skott 2</p>  | <p>1: 9,1 ↘</p> <table border="1" style="width:100%; border-collapse: collapse;"> <tr><td style="text-align: right;">Serie</td><td style="text-align: right;">9,0</td></tr> <tr><td style="text-align: right;">Totalt</td><td style="text-align: right;">258,0</td></tr> </table> | Serie | 9,0 | Totalt | 258,0 | <p>Skott 3</p>  | <p>1: 9,8 ↙</p> <table border="1" style="width:100%; border-collapse: collapse;"> <tr><td style="text-align: right;">Serie</td><td style="text-align: right;">9,0</td></tr> <tr><td style="text-align: right;">Totalt</td><td style="text-align: right;">267,0</td></tr> </table> | Serie | 9,0 | Totalt | 267,0 |
| Serie | 9,0 | | | | | | | | | | |
| Totalt | 258,0 | | | | | | | | | | |
| Serie | 9,0 | | | | | | | | | | |
| Totalt | 267,0 | | | | | | | | | | |

| | | | | | | | | | | | |
|---------------------------------------------------------------------------------------------------|-----------------------------------------------------------------------------------------------------------------------------------------------------------------------------------------------------------------------------------------------------------------------------------|-------|-----|--------|-------|-----------------------------------------------------------------------------------------------------|-----------------------------------------------------------------------------------------------------------------------------------------------------------------------------------------------------------------------------------------------------------------------------------|-------|-----|--------|-------|
| <p>Skott 4</p>  | <p>1: 8,5 ↘</p> <table border="1" style="width:100%; border-collapse: collapse;"> <tr><td style="text-align: right;">Serie</td><td style="text-align: right;">8,0</td></tr> <tr><td style="text-align: right;">Totalt</td><td style="text-align: right;">275,0</td></tr> </table> | Serie | 8,0 | Totalt | 275,0 | <p>Skott 5</p>  | <p>1: 9,8 ↘</p> <table border="1" style="width:100%; border-collapse: collapse;"> <tr><td style="text-align: right;">Serie</td><td style="text-align: right;">9,0</td></tr> <tr><td style="text-align: right;">Totalt</td><td style="text-align: right;">284,0</td></tr> </table> | Serie | 9,0 | Totalt | 284,0 |
| Serie | 8,0 | | | | | | | | | | |
| Totalt | 275,0 | | | | | | | | | | |
| Serie | 9,0 | | | | | | | | | | |
| Totalt | 284,0 | | | | | | | | | | |

| | | | |
|--|---------|--|--|
| | Frötuna | | |
|--|---------|--|--|

| | | |
|------------|-------------------------|-----------------|
| 2010-07-21 | Tavelträffen 2010 Final | Ramselefors SKF |
|------------|-------------------------|-----------------|

| | | | |
|------------------------------------------------------------------------------------------------|-----------------------------------------------------------------------------------------|-------------------------------------------------------------------------------------------------|------------------------------------------------------------------------------------|
| Provs-kott  | 1: 9,4 ↘ 2: 10,0 ↓ 3: 9,9 ↓ | Serie 1  | 1: 9,9 ↖ 2: 10,8* ← 3: 10,8* ↑ 4: 9,5 ↗ 5: 10,2 → |
| Serie 28,0 Totalt 141,0 | | Serie 48,0 Totalt 189,0 | |
| Serie 2  | 1: 10,5* ↘ 2: 10,3 → 3: 9,6 → 4: 10,1 → 5: 9,5 ↘ | Skott 1  | 1: 10,4 ← |
| Serie 48,0 Totalt 237,0 | | Serie 10,0 Totalt 247,0 | |
| Skott 2  | 1: 9,6 ↑ | Skott 3  | 1: 10,5* ↘ |
| Serie 9,0 Totalt 256,0 | | Serie 10,0 Totalt 266,0 | |
| Skott 4  | 1: 9,8 ↘ | Skott 5  | 1: 8,2 ↑ |
| Serie 9,0 Totalt 275,0 | | Serie 8,0 Totalt 283,0 | |

Skjutlag

5

Tavla

15

Hampus Stenlund

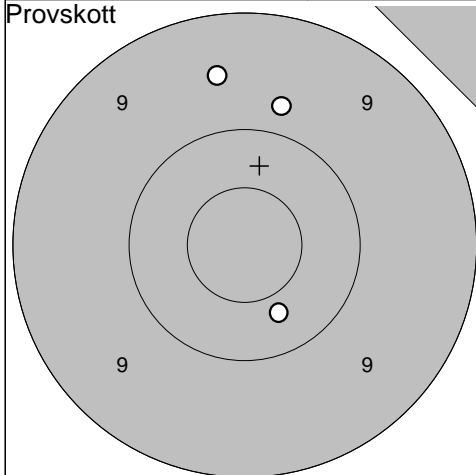
I 19 / A 9

2010-07-21

Tavelträffen 2010 Final

Ramselefors SKF

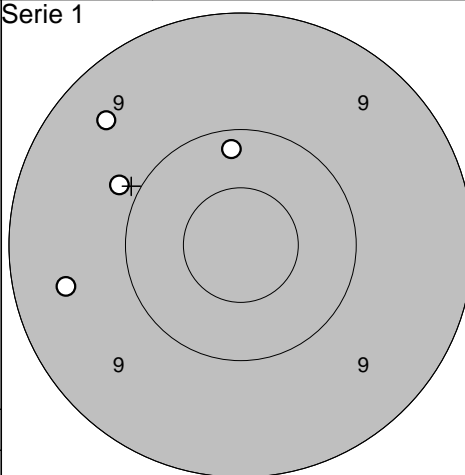
Provsnitt



1: 9,8 ↑
2: 9,6 ↑
3: 10,4 ↓

Serie 28,0
Totalt 140,0

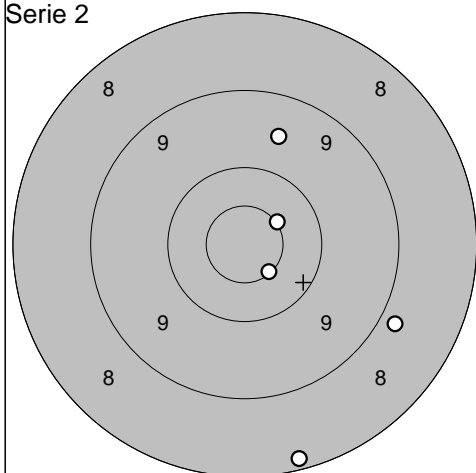
Serie 1



1: 10,2 ↑
2: 9,5 ↖
3: 9,9 ↗
4: 9,5 ←

Serie 37,0
Totalt 177,0

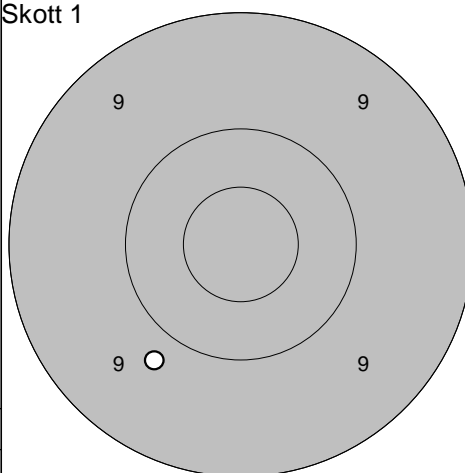
Serie 2



1: 8,2 ↓
2: 8,8 →
3: 10,5* ↗
4: 10,6* ↓
5: 9,6 ↑

Serie 45,0
Totalt 222,0

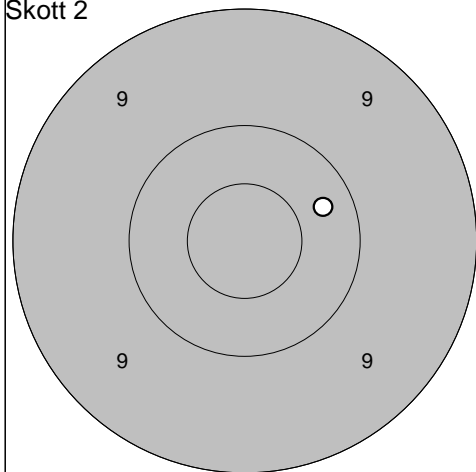
Skott 1



1: 9,8 ↘

Serie 9,0
Totalt 231,0

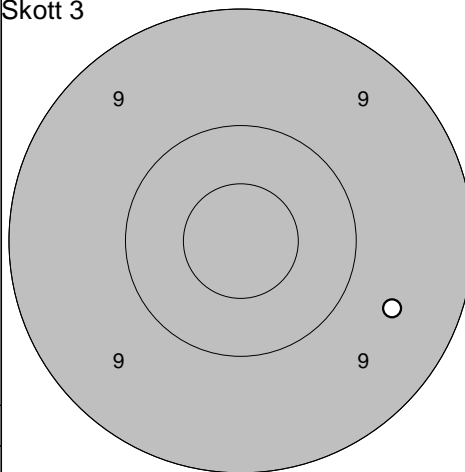
Skott 2



1: 10,3 →

Serie 10,0
Totalt 241,0

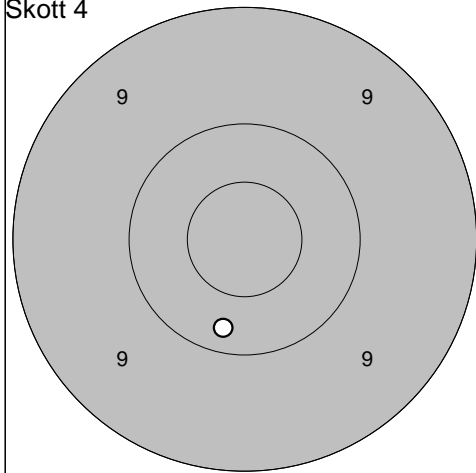
Skott 3



1: 9,6 →

Serie 9,0
Totalt 250,0

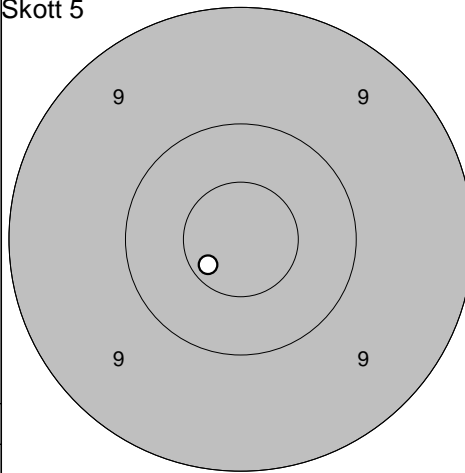
Skott 4



1: 10,2 ↓

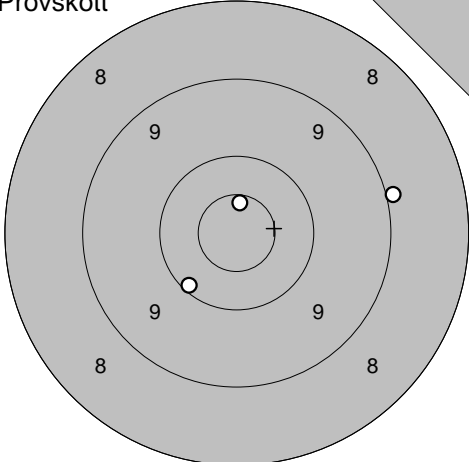
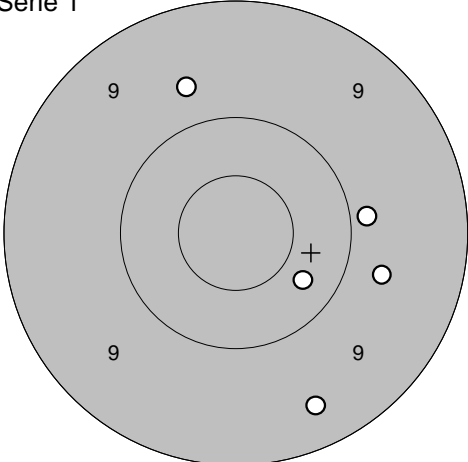
Serie 10,0
Totalt 260,0

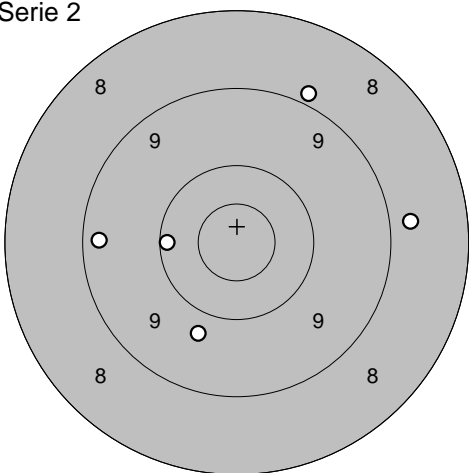
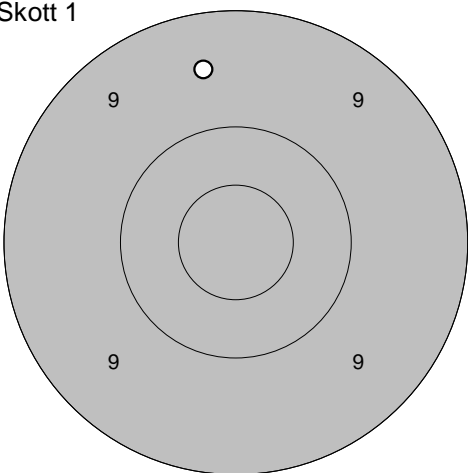
Skott 5

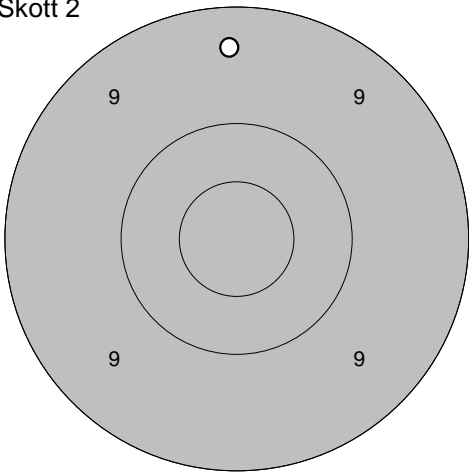
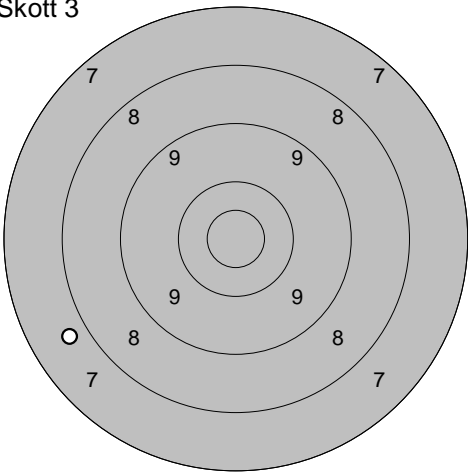


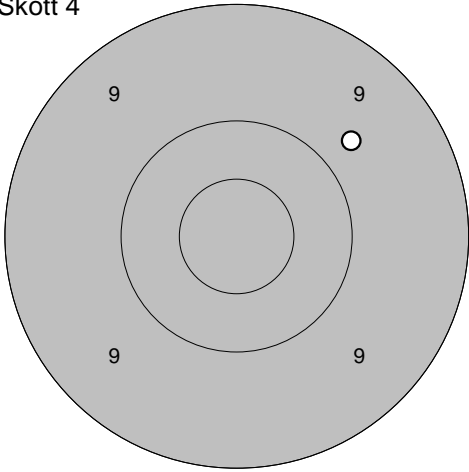
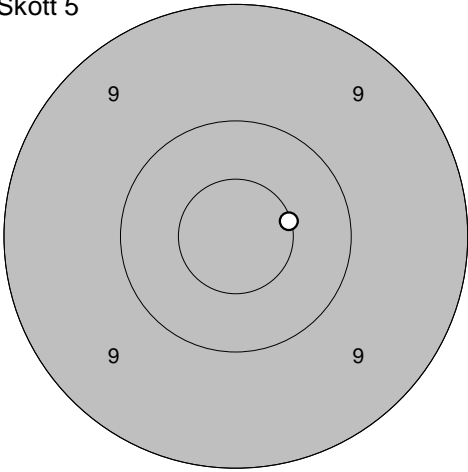
1: 10,7* ↙

Serie 10,0
Totalt 270,0

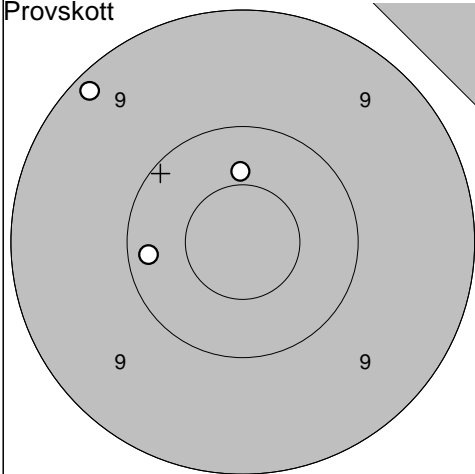
| | | | | | | | | | | | |
|---------------------------------------------------------------------------------------------------|-----------------------------------------------------------------------------------------------------------------------------------------------------------------------------------------------------------------------------------------------------------------------------------------------------------------|-------|------|--------|-------|---------------------------------------------------------------------------------------------------|-----------------------------------------------------------------------------------------------------------------------------------------------------------------------------------------------------------------------------------------------------------------------------------------------------------------------------------------|-------|------|--------|-------|
| <p>Provsnitt</p>  | <p>1: 9,0 → 2: 10,7* ↑ 3: 10,1 ↘</p> <table border="1" style="width:100%; border-collapse: collapse;"> <tr><td style="text-align: right;">Serie</td><td style="text-align: right;">29,0</td></tr> <tr><td style="text-align: right;">Totalt</td><td style="text-align: right;">138,0</td></tr> </table> | Serie | 29,0 | Totalt | 138,0 | <p>Serie 1</p>  | <p>1: 9,9 → 2: 9,7 → 3: 9,4 ↘ 4: 9,7 ↑ 5: 10,3 ↘</p> <table border="1" style="width:100%; border-collapse: collapse;"> <tr><td style="text-align: right;">Serie</td><td style="text-align: right;">46,0</td></tr> <tr><td style="text-align: right;">Totalt</td><td style="text-align: right;">184,0</td></tr> </table> | Serie | 46,0 | Totalt | 184,0 |
| Serie | 29,0 | | | | | | | | | | |
| Totalt | 138,0 | | | | | | | | | | |
| Serie | 46,0 | | | | | | | | | | |
| Totalt | 184,0 | | | | | | | | | | |

| | | | | | | | | | | | |
|--------------------------------------------------------------------------------------------------|-----------------------------------------------------------------------------------------------------------------------------------------------------------------------------------------------------------------------------------------------------------------------------------------------------------------------------------------|-------|------|--------|-------|----------------------------------------------------------------------------------------------------|-----------------------------------------------------------------------------------------------------------------------------------------------------------------------------------------------------------------------------------------------------------------------------------|-------|-----|--------|-------|
| <p>Serie 2</p>  | <p>1: 8,9 ↗ 2: 8,8 → 3: 10,2 ← 4: 9,3 ← 5: 9,8 ↘</p> <table border="1" style="width:100%; border-collapse: collapse;"> <tr><td style="text-align: right;">Serie</td><td style="text-align: right;">44,0</td></tr> <tr><td style="text-align: right;">Totalt</td><td style="text-align: right;">228,0</td></tr> </table> | Serie | 44,0 | Totalt | 228,0 | <p>Skott 1</p>  | <p>1: 9,5 ↑</p> <table border="1" style="width:100%; border-collapse: collapse;"> <tr><td style="text-align: right;">Serie</td><td style="text-align: right;">9,0</td></tr> <tr><td style="text-align: right;">Totalt</td><td style="text-align: right;">237,0</td></tr> </table> | Serie | 9,0 | Totalt | 237,0 |
| Serie | 44,0 | | | | | | | | | | |
| Totalt | 228,0 | | | | | | | | | | |
| Serie | 9,0 | | | | | | | | | | |
| Totalt | 237,0 | | | | | | | | | | |

| | | | | | | | | | | | |
|---------------------------------------------------------------------------------------------------|-----------------------------------------------------------------------------------------------------------------------------------------------------------------------------------------------------------------------------------------------------------------------------------|-------|-----|--------|-------|-----------------------------------------------------------------------------------------------------|-----------------------------------------------------------------------------------------------------------------------------------------------------------------------------------------------------------------------------------------------------------------------------------|-------|-----|--------|-------|
| <p>Skott 2</p>  | <p>1: 9,4 ↑</p> <table border="1" style="width:100%; border-collapse: collapse;"> <tr><td style="text-align: right;">Serie</td><td style="text-align: right;">9,0</td></tr> <tr><td style="text-align: right;">Totalt</td><td style="text-align: right;">246,0</td></tr> </table> | Serie | 9,0 | Totalt | 246,0 | <p>Skott 3</p>  | <p>1: 7,8 ↙</p> <table border="1" style="width:100%; border-collapse: collapse;"> <tr><td style="text-align: right;">Serie</td><td style="text-align: right;">7,0</td></tr> <tr><td style="text-align: right;">Totalt</td><td style="text-align: right;">253,0</td></tr> </table> | Serie | 7,0 | Totalt | 253,0 |
| Serie | 9,0 | | | | | | | | | | |
| Totalt | 246,0 | | | | | | | | | | |
| Serie | 7,0 | | | | | | | | | | |
| Totalt | 253,0 | | | | | | | | | | |

| | | | | | | | | | | | |
|---------------------------------------------------------------------------------------------------|-----------------------------------------------------------------------------------------------------------------------------------------------------------------------------------------------------------------------------------------------------------------------------------|-------|-----|--------|-------|-----------------------------------------------------------------------------------------------------|--------------------------------------------------------------------------------------------------------------------------------------------------------------------------------------------------------------------------------------------------------------------------------------|-------|------|--------|-------|
| <p>Skott 4</p>  | <p>1: 9,7 ↗</p> <table border="1" style="width:100%; border-collapse: collapse;"> <tr><td style="text-align: right;">Serie</td><td style="text-align: right;">9,0</td></tr> <tr><td style="text-align: right;">Totalt</td><td style="text-align: right;">262,0</td></tr> </table> | Serie | 9,0 | Totalt | 262,0 | <p>Skott 5</p>  | <p>1: 10,6* →</p> <table border="1" style="width:100%; border-collapse: collapse;"> <tr><td style="text-align: right;">Serie</td><td style="text-align: right;">10,0</td></tr> <tr><td style="text-align: right;">Totalt</td><td style="text-align: right;">272,0</td></tr> </table> | Serie | 10,0 | Totalt | 272,0 |
| Serie | 9,0 | | | | | | | | | | |
| Totalt | 262,0 | | | | | | | | | | |
| Serie | 10,0 | | | | | | | | | | |
| Totalt | 272,0 | | | | | | | | | | |

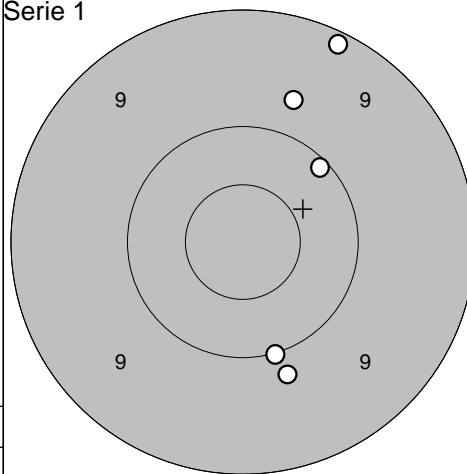
Provskott



1: 9,2 ↖
2: 10,2 ←
3: 10,4 ↑

Serie 29,0
Totalt 137,0

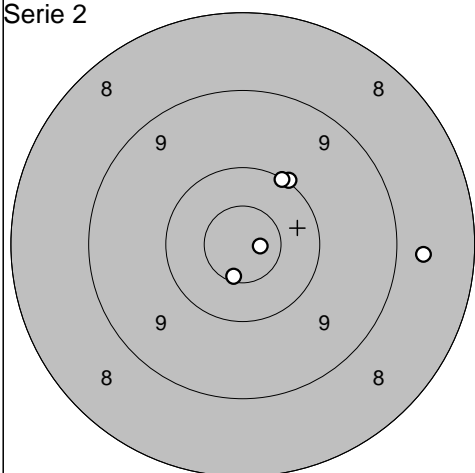
Serie 1



1: 9,1 ↗
2: 10,1 ↗
3: 9,8 ↓
4: 10,0 ↓
5: 9,7 ↗

Serie 47,0
Totalt 184,0

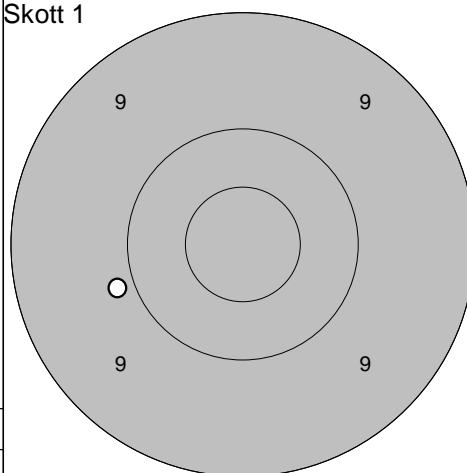
Serie 2



1: 10,6* ↓
2: 10,8* →
3: 8,7 →
4: 10,0 ↗
5: 10,1 ↗

Serie 48,0
Totalt 232,0

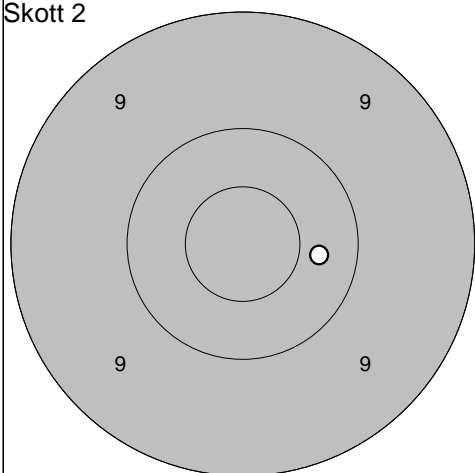
Skott 1



1: 9,9 ←

Serie 9,0
Totalt 241,0

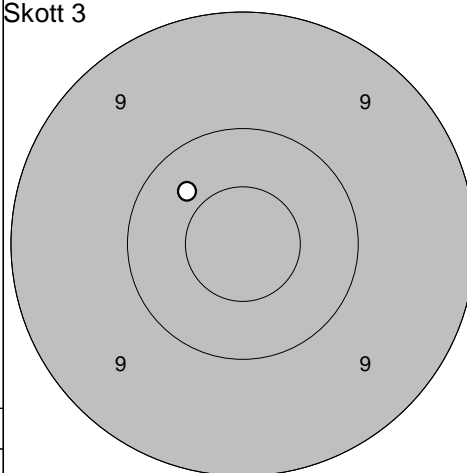
Skott 2



1: 10,4 →

Serie 10,0
Totalt 251,0

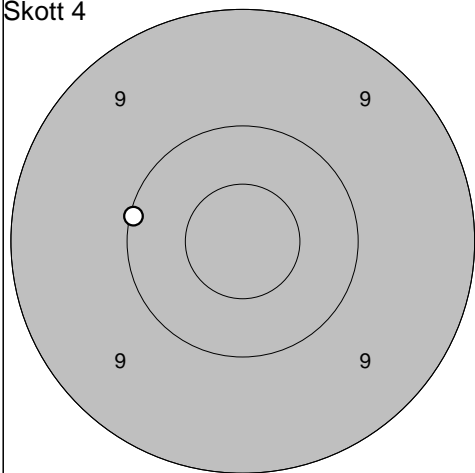
Skott 3



1: 10,4 ↖

Serie 10,0
Totalt 261,0

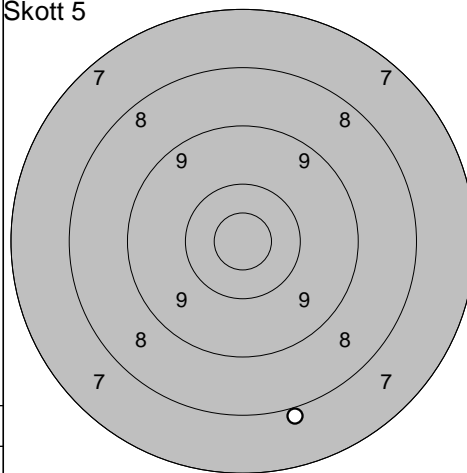
Skott 4



1: 10,1 ←

Serie 10,0
Totalt 271,0

Skott 5



1: 7,9 ↓

Serie 7,0
Totalt 278,0

Skjutlag

5

Tavla

18

Jörgen Åström

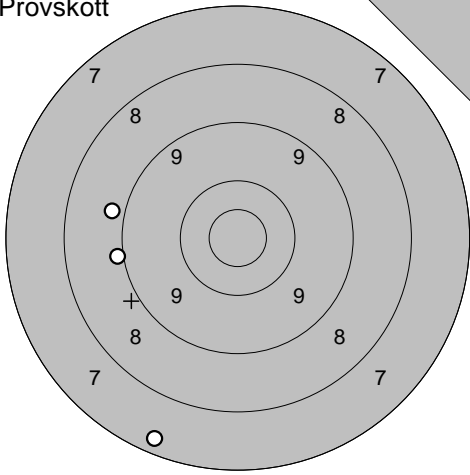
Brattby

2010-07-21

Tavelträffen 2010 Final

Ramselefors SKF

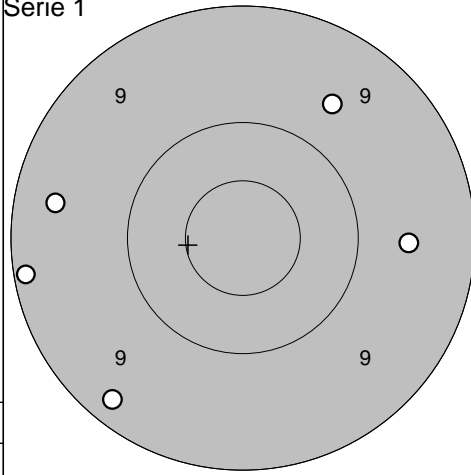
Provsnett



1: 9,0 ←
 2: 7,3 ↓
 3: 8,9 ←

Serie 24,0
 Totalt 143,0

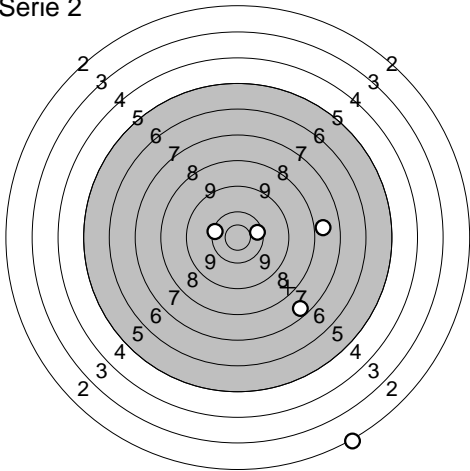
Serie 1



1: 9,2 ↙
 2: 9,4 ←
 3: 9,1 ←
 4: 9,6 ↗
 5: 9,6 →

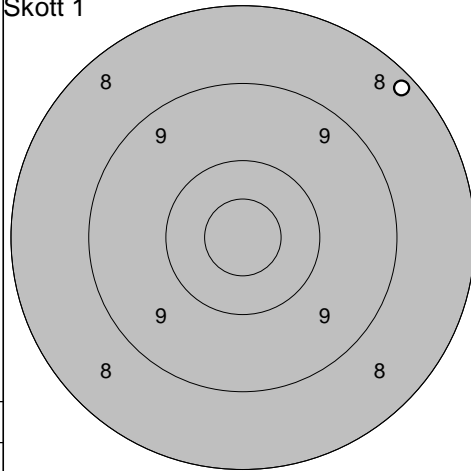
Serie 45,0
 Totalt 188,0

Serie 2



Serie 36,0
 Totalt 224,0

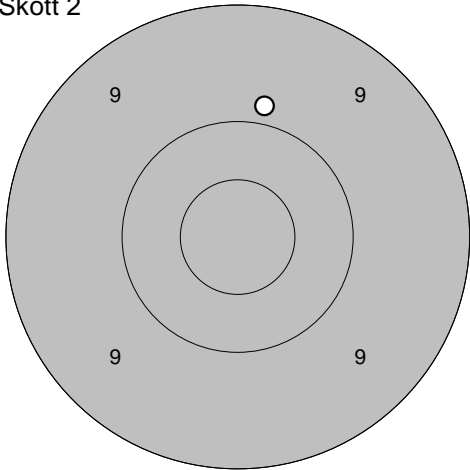
Skott 1



1: 8,2 ↗

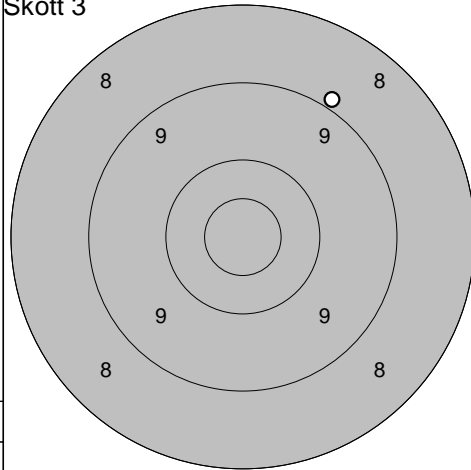
Serie 8,0
 Totalt 232,0

Skott 2



Serie 9,0
 Totalt 241,0

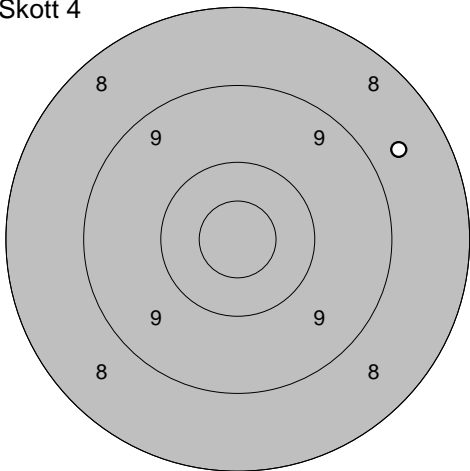
Skott 3



1: 8,9 ↗

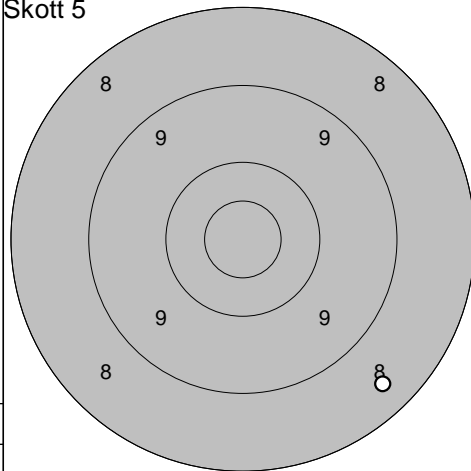
Serie 8,0
 Totalt 249,0

Skott 4



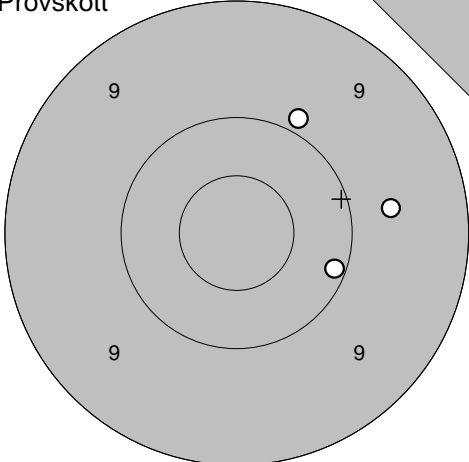
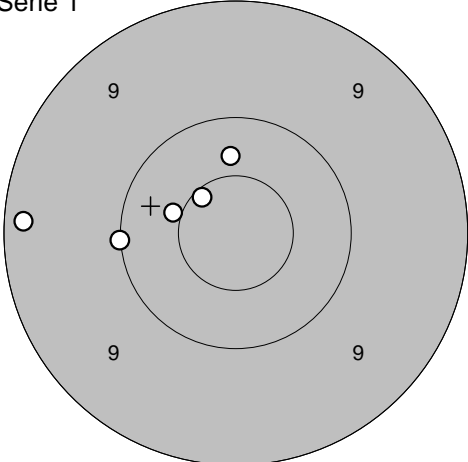
Serie 8,0
 Totalt 257,0

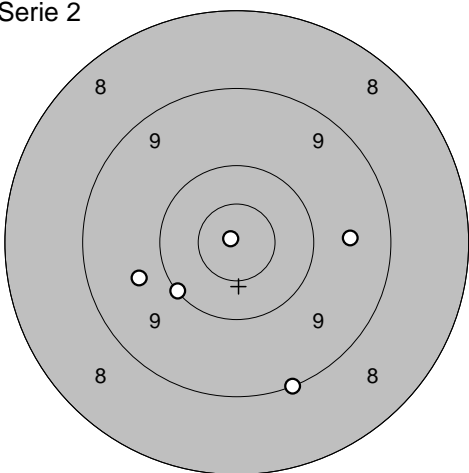
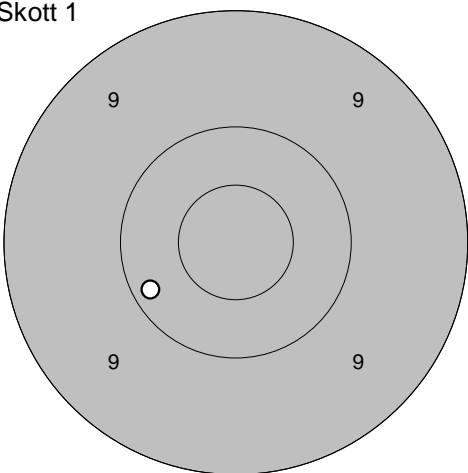
Skott 5

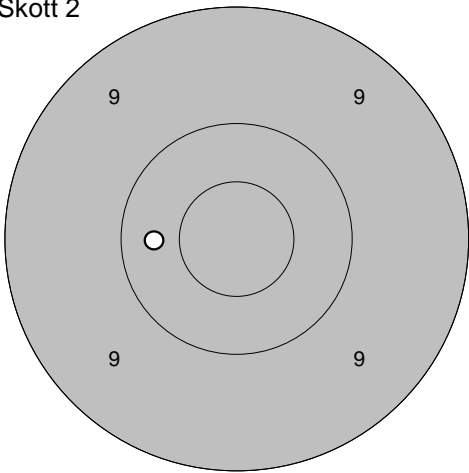
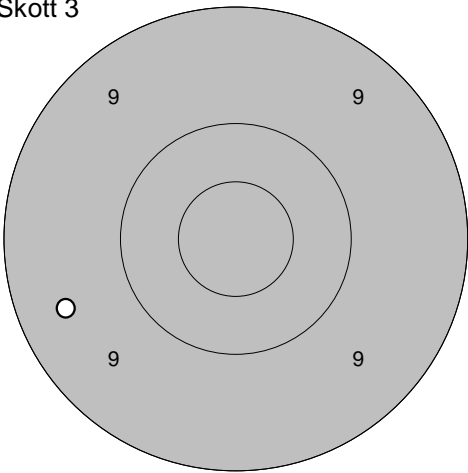


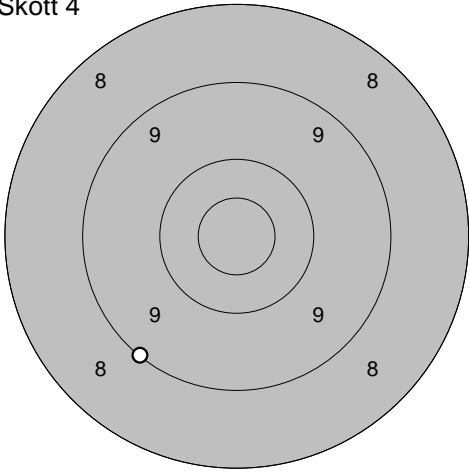
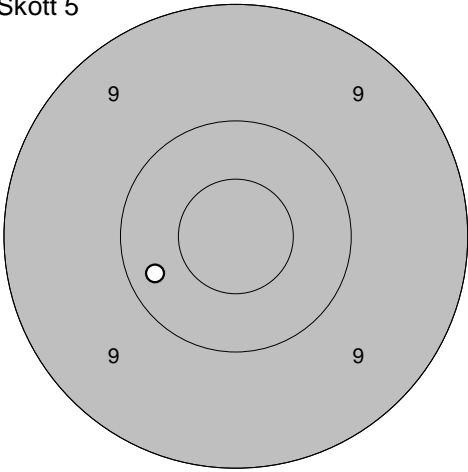
1: 8,4 ↘

Serie 8,0
 Totalt 265,0

| | | | |
|-----------------------------------------------------------------------------------------------|-----------------------------------|-----------------------------------------------------------------------------------------------|----------------------------------------------------------------|
| Provsrott  | 1: 9,9 ↗ 2: 9,7 → 3: 10,1 → | Serie 1  | 1: 10,5* ← 2: 10,0 ← 3: 10,6* ↗ 4: 9,2 ← 5: 10,4 ↑ |
| | Serie 28,0 | | Serie 49,0 |
| | Totalt 141,0 | | Totalt 190,0 |

| | | | |
|----------------------------------------------------------------------------------------------|-------------------------------------------------------------|------------------------------------------------------------------------------------------------|--------------|
| Serie 2  | 1: 10,1 ↙ 2: 9,1 ↓ 3: 9,6 → 4: 10,9* ↙ 5: 9,7 ← | Skott 1  | 1: 10,2 ↙ |
| | Serie 47,0 | | Serie 10,0 |
| | Totalt 237,0 | | Totalt 247,0 |

| | | | |
|-----------------------------------------------------------------------------------------------|--------------|-------------------------------------------------------------------------------------------------|--------------|
| Skott 2  | 1: 10,3 ← | Skott 3  | 1: 9,5 ↙ |
| | Serie 10,0 | | Serie 9,0 |
| | Totalt 257,0 | | Totalt 266,0 |

| | | | |
|-----------------------------------------------------------------------------------------------|--------------|-------------------------------------------------------------------------------------------------|--------------|
| Skott 4  | 1: 9,1 ↙ | Skott 5  | 1: 10,3 ↙ |
| | Serie 9,0 | | Serie 10,0 |
| | Totalt 275,0 | | Totalt 285,0 |

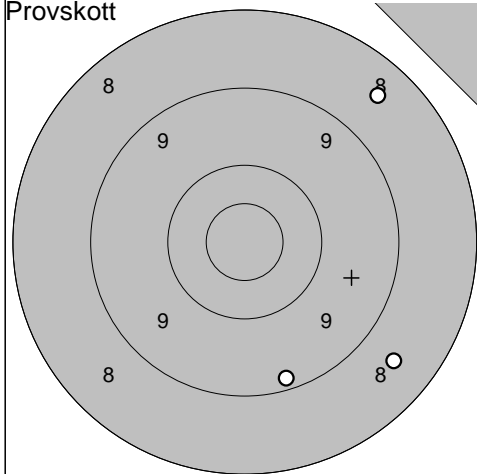
Bälinge-Jumkil

2010-07-21

Tavelträffen 2010 Final

Ramselefors SKF

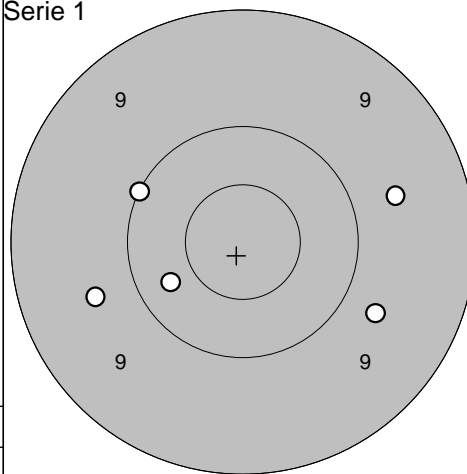
Provsnitt



1: 9,2 ↘
2: 8,6 ↗
3: 8,5 ↗

Serie 25,0
Totalt 136,0

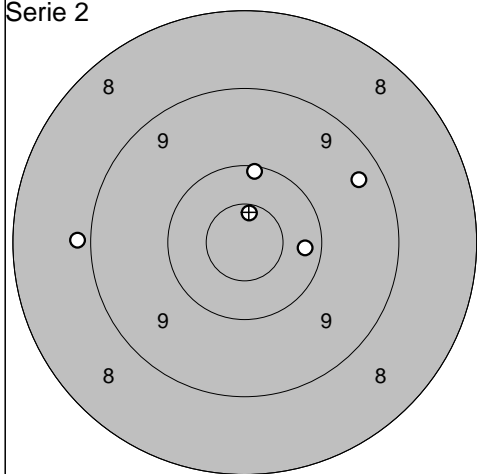
Serie 1



1: 10,0 ↖
2: 9,7 ↖
3: 10,3 ↖
4: 9,7 →
5: 9,7 →

Serie 47,0
Totalt 183,0

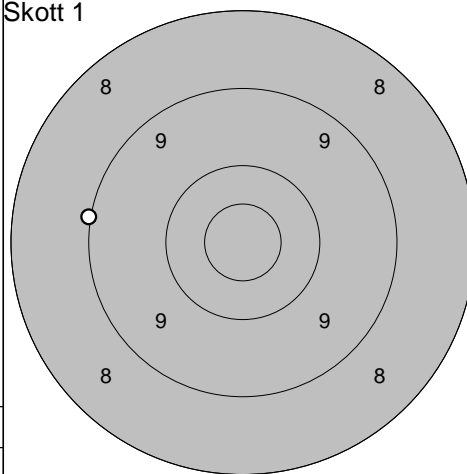
Serie 2



1: 10,3 →
2: 8,9 ←
3: 10,7* ↑
4: 9,4 ↗
5: 10,1 ↑

Serie 47,0
Totalt 230,0

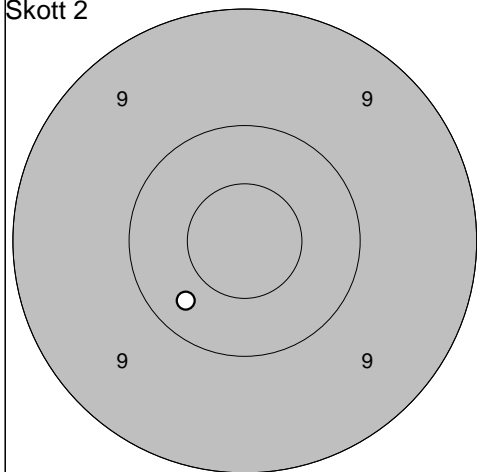
Skott 1



1: 9,0 ←

Serie 9,0
Totalt 239,0

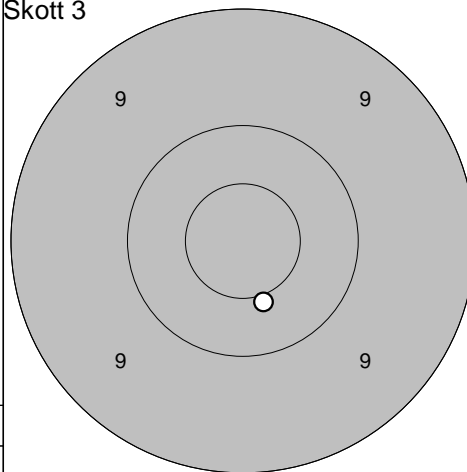
Skott 2



1: 10,3 ↙

Serie 10,0
Totalt 249,0

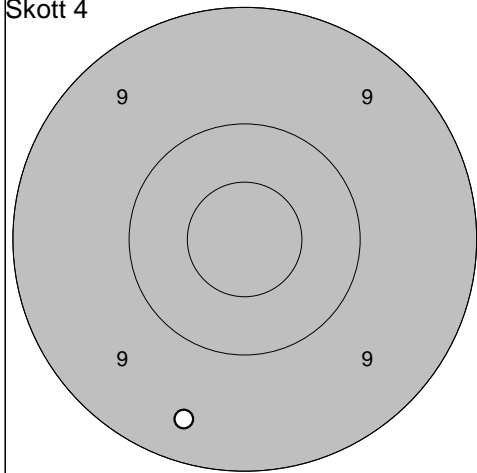
Skott 3



1: 10,5* ↘

Serie 10,0
Totalt 259,0

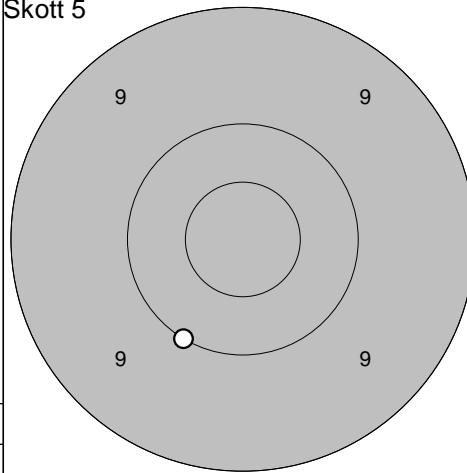
Skott 4



1: 9,4 ↘

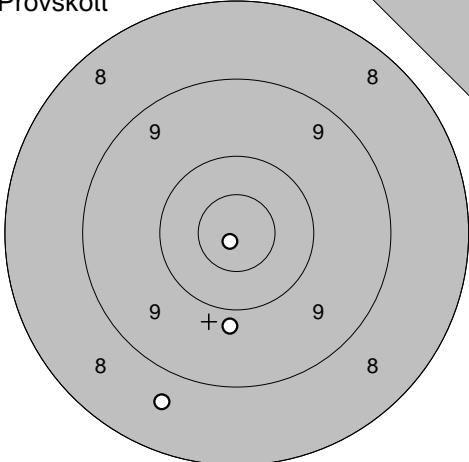
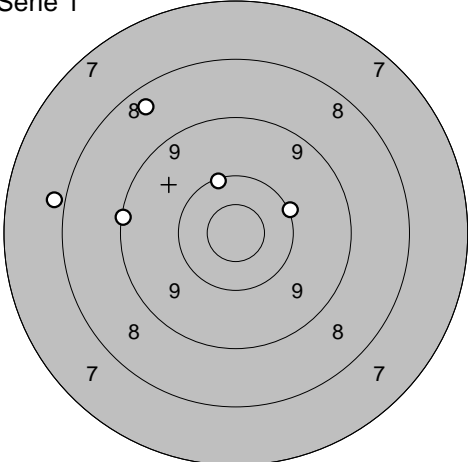
Serie 9,0
Totalt 268,0

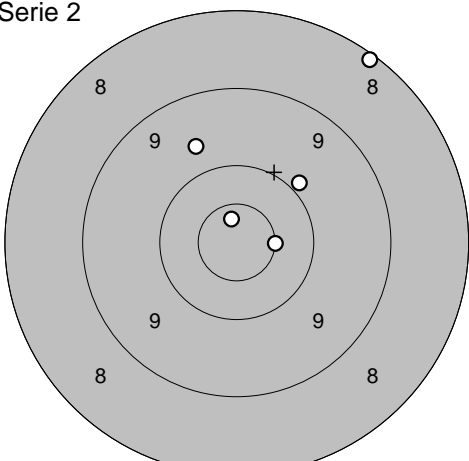
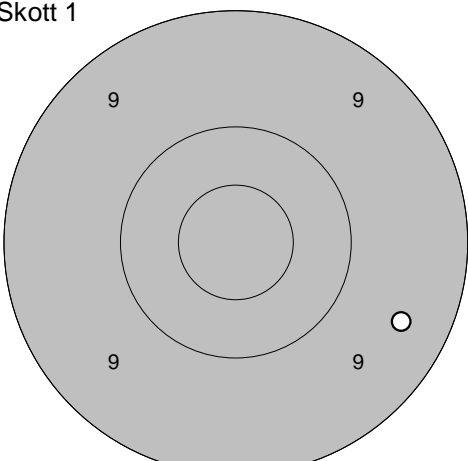
Skott 5

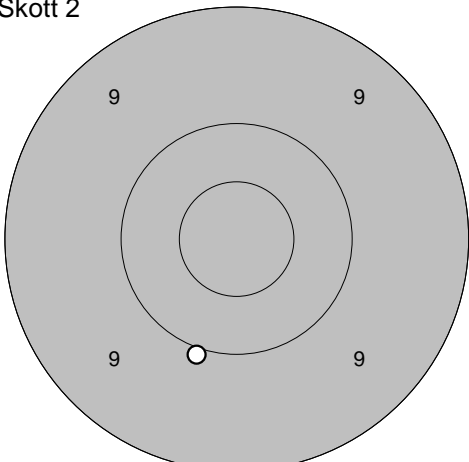
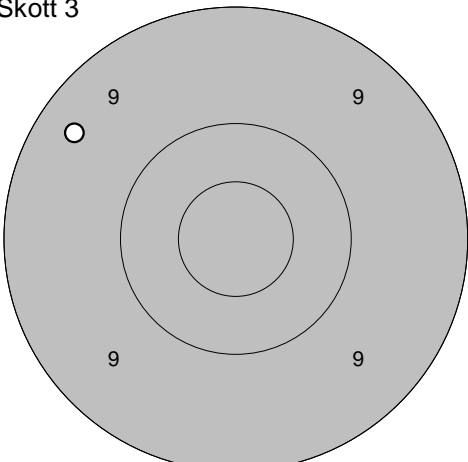


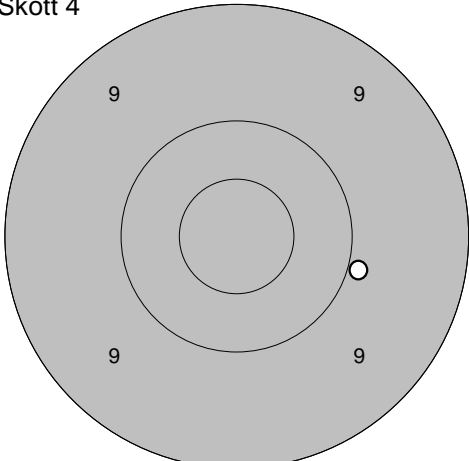
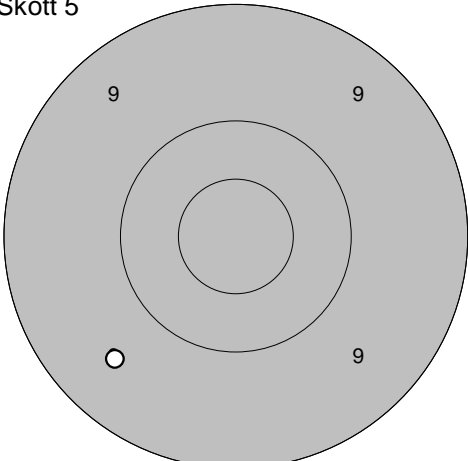
1: 10,0 ↙

Serie 10,0
Totalt 278,0

| | | | | | | | | | | | |
|---------------------------------------------------------------------------------------------------|----------------------------------------------------------------------------------------------------------------------------------------------------------------------------------------------------------------------------------------------------------------------------------------------------------------|-------|------|--------|-------|---------------------------------------------------------------------------------------------------|------------------------------------------------------------------------------------------------------------------------------------------------------------------------------------------------------------------------------------------------------------------------------------------------------------------------------------------|-------|------|--------|-------|
| <p>Provskott</p>  | <p>1: 8,7 ↘ 2: 9,8 ↓ 3: 10,9* ↙</p> <table border="1" style="width:100%; border-collapse: collapse;"> <tr><td style="text-align: right;">Serie</td><td style="text-align: right;">27,0</td></tr> <tr><td style="text-align: right;">Totalt</td><td style="text-align: right;">136,0</td></tr> </table> | Serie | 27,0 | Totalt | 136,0 | <p>Serie 1</p>  | <p>1: 8,4 ↗ 2: 10,1 ↗ 3: 9,1 ← 4: 10,0 → 5: 7,9 ←</p> <table border="1" style="width:100%; border-collapse: collapse;"> <tr><td style="text-align: right;">Serie</td><td style="text-align: right;">44,0</td></tr> <tr><td style="text-align: right;">Totalt</td><td style="text-align: right;">180,0</td></tr> </table> | Serie | 44,0 | Totalt | 180,0 |
| Serie | 27,0 | | | | | | | | | | |
| Totalt | 136,0 | | | | | | | | | | |
| Serie | 44,0 | | | | | | | | | | |
| Totalt | 180,0 | | | | | | | | | | |

| | | | | | | | | | | | |
|--------------------------------------------------------------------------------------------------|--------------------------------------------------------------------------------------------------------------------------------------------------------------------------------------------------------------------------------------------------------------------------------------------------------------------------------------------|-------|------|--------|-------|----------------------------------------------------------------------------------------------------|-----------------------------------------------------------------------------------------------------------------------------------------------------------------------------------------------------------------------------------------------------------------------------------|-------|-----|--------|-------|
| <p>Serie 2</p>  | <p>1: 10,5* → 2: 8,1 ↗ 3: 10,7* ↑ 4: 9,7 ↗ 5: 9,9 ↗</p> <table border="1" style="width:100%; border-collapse: collapse;"> <tr><td style="text-align: right;">Serie</td><td style="text-align: right;">46,0</td></tr> <tr><td style="text-align: right;">Totalt</td><td style="text-align: right;">226,0</td></tr> </table> | Serie | 46,0 | Totalt | 226,0 | <p>Skott 1</p>  | <p>1: 9,5 →</p> <table border="1" style="width:100%; border-collapse: collapse;"> <tr><td style="text-align: right;">Serie</td><td style="text-align: right;">9,0</td></tr> <tr><td style="text-align: right;">Totalt</td><td style="text-align: right;">235,0</td></tr> </table> | Serie | 9,0 | Totalt | 235,0 |
| Serie | 46,0 | | | | | | | | | | |
| Totalt | 226,0 | | | | | | | | | | |
| Serie | 9,0 | | | | | | | | | | |
| Totalt | 235,0 | | | | | | | | | | |

| | | | | | | | | | | | |
|---------------------------------------------------------------------------------------------------|-------------------------------------------------------------------------------------------------------------------------------------------------------------------------------------------------------------------------------------------------------------------------------------|-------|------|--------|-------|-----------------------------------------------------------------------------------------------------|-----------------------------------------------------------------------------------------------------------------------------------------------------------------------------------------------------------------------------------------------------------------------------------|-------|-----|--------|-------|
| <p>Skott 2</p>  | <p>1: 10,0 ↓</p> <table border="1" style="width:100%; border-collapse: collapse;"> <tr><td style="text-align: right;">Serie</td><td style="text-align: right;">10,0</td></tr> <tr><td style="text-align: right;">Totalt</td><td style="text-align: right;">245,0</td></tr> </table> | Serie | 10,0 | Totalt | 245,0 | <p>Skott 3</p>  | <p>1: 9,4 ↗</p> <table border="1" style="width:100%; border-collapse: collapse;"> <tr><td style="text-align: right;">Serie</td><td style="text-align: right;">9,0</td></tr> <tr><td style="text-align: right;">Totalt</td><td style="text-align: right;">254,0</td></tr> </table> | Serie | 9,0 | Totalt | 254,0 |
| Serie | 10,0 | | | | | | | | | | |
| Totalt | 245,0 | | | | | | | | | | |
| Serie | 9,0 | | | | | | | | | | |
| Totalt | 254,0 | | | | | | | | | | |

| | | | | | | | | | | | |
|---------------------------------------------------------------------------------------------------|-----------------------------------------------------------------------------------------------------------------------------------------------------------------------------------------------------------------------------------------------------------------------------------|-------|-----|--------|-------|-----------------------------------------------------------------------------------------------------|-----------------------------------------------------------------------------------------------------------------------------------------------------------------------------------------------------------------------------------------------------------------------------------|-------|-----|--------|-------|
| <p>Skott 4</p>  | <p>1: 9,9 →</p> <table border="1" style="width:100%; border-collapse: collapse;"> <tr><td style="text-align: right;">Serie</td><td style="text-align: right;">9,0</td></tr> <tr><td style="text-align: right;">Totalt</td><td style="text-align: right;">263,0</td></tr> </table> | Serie | 9,0 | Totalt | 263,0 | <p>Skott 5</p>  | <p>1: 9,5 ↙</p> <table border="1" style="width:100%; border-collapse: collapse;"> <tr><td style="text-align: right;">Serie</td><td style="text-align: right;">9,0</td></tr> <tr><td style="text-align: right;">Totalt</td><td style="text-align: right;">272,0</td></tr> </table> | Serie | 9,0 | Totalt | 272,0 |
| Serie | 9,0 | | | | | | | | | | |
| Totalt | 263,0 | | | | | | | | | | |
| Serie | 9,0 | | | | | | | | | | |
| Totalt | 272,0 | | | | | | | | | | |

| | | | |
|----------------------|------------------------------------|--------------------|---------------------------------------------------------------|
| Provsrott | 1: 10,9* ↗ 2: 9,3 ↗ 3: 9,9 ↘ | Serie 1 | 1: 10,4 ↗ 2: 10,2 ↑ 3: 10,2 ↑ 4: 10,3 ↘ 5: 10,0 ↙ |
| | Serie 28,0 Totalt 149,0 | | Serie 50,0 Totalt 199,0 |

| | | | |
|--------------------|-----------------------------------------------------------------|--------------------|----------------------------|
| Serie 2 | 1: 10,7* ↑ 2: 10,0 ↗ 3: 10,3 ↓ 4: 10,0 → 5: 10,8* ↗ | Skott 1 | 1: 10,8* ↓ |
| | Serie 50,0 Totalt 249,0 | | Serie 10,0 Totalt 259,0 |

| | | | |
|--------------------|---------------------------|--------------------|----------------------------|
| Skott 2 | 1: 9,6 ↘ | Skott 3 | 1: 10,4 ↓ |
| | Serie 9,0 Totalt 268,0 | | Serie 10,0 Totalt 278,0 |

| | | | |
|--------------------|----------------------------|--------------------|----------------------------|
| Skott 4 | 1: 10,0 → | Skott 5 | 1: 10,4 ↙ |
| | Serie 10,0 Totalt 288,0 | | Serie 10,0 Totalt 298,0 |

| | |
|--------------|--|
| Moälven-Modo | |
|--------------|--|

| | | |
|------------|-------------------------|-----------------|
| 2010-07-21 | Tavelträffen 2010 Final | Ramselefors SKF |
|------------|-------------------------|-----------------|

| | | | | | | | | | | | |
|------------------|-----------------------------------------------------------------------------------------------------------------------------------------------------------------------------------------------------------------------------------------------------------|-------|------|--------|-------|----------------|---------------------------------------------------------------------------------------------------------------------------------------------------------------------------------------------------------------------------------------------------------------------------------------|-------|------|--------|-------|
| <p>Provsrott</p> | <p>1: 9,7 ↘ 2: 10,7* ↑ 3: 10,1 →</p> <table border="1" style="width:100%; border-collapse: collapse;"> <tr><td>Serie</td><td style="text-align: right;">29,0</td></tr> <tr><td>Totalt</td><td style="text-align: right;">149,0</td></tr> </table> | Serie | 29,0 | Totalt | 149,0 | <p>Serie 1</p> | <p>1: 9,9 ↘ 2: 10,3 → 3: 10,6* ↑ 4: 10,8* ↘ 5: 9,7 ↘</p> <table border="1" style="width:100%; border-collapse: collapse;"> <tr><td>Serie</td><td style="text-align: right;">48,0</td></tr> <tr><td>Totalt</td><td style="text-align: right;">197,0</td></tr> </table> | Serie | 48,0 | Totalt | 197,0 |
| Serie | 29,0 | | | | | | | | | | |
| Totalt | 149,0 | | | | | | | | | | |
| Serie | 48,0 | | | | | | | | | | |
| Totalt | 197,0 | | | | | | | | | | |

| | | | | | | | | | | | |
|----------------|---------------------------------------------------------------------------------------------------------------------------------------------------------------------------------------------------------------------------------------------------------------------------------------|-------|------|--------|-------|----------------|-------------------------------------------------------------------------------------------------------------------------------------------------------------------------------------------------------------------------------|-------|------|--------|-------|
| <p>Serie 2</p> | <p>1: 10,6* ↘ 2: 10,6* → 3: 9,8 ↘ 4: 9,5 → 5: 10,1 ↘</p> <table border="1" style="width:100%; border-collapse: collapse;"> <tr><td>Serie</td><td style="text-align: right;">48,0</td></tr> <tr><td>Totalt</td><td style="text-align: right;">245,0</td></tr> </table> | Serie | 48,0 | Totalt | 245,0 | <p>Skott 1</p> | <p>1: 10,0 ↑</p> <table border="1" style="width:100%; border-collapse: collapse;"> <tr><td>Serie</td><td style="text-align: right;">10,0</td></tr> <tr><td>Totalt</td><td style="text-align: right;">255,0</td></tr> </table> | Serie | 10,0 | Totalt | 255,0 |
| Serie | 48,0 | | | | | | | | | | |
| Totalt | 245,0 | | | | | | | | | | |
| Serie | 10,0 | | | | | | | | | | |
| Totalt | 255,0 | | | | | | | | | | |

| | | | | | | | | | | | |
|----------------|--------------------------------------------------------------------------------------------------------------------------------------------------------------------------------------------------------------------------------|-------|------|--------|-------|----------------|-------------------------------------------------------------------------------------------------------------------------------------------------------------------------------------------------------------------------------|-------|------|--------|-------|
| <p>Skott 2</p> | <p>1: 10,7* ←</p> <table border="1" style="width:100%; border-collapse: collapse;"> <tr><td>Serie</td><td style="text-align: right;">10,0</td></tr> <tr><td>Totalt</td><td style="text-align: right;">265,0</td></tr> </table> | Serie | 10,0 | Totalt | 265,0 | <p>Skott 3</p> | <p>1: 10,1 ↑</p> <table border="1" style="width:100%; border-collapse: collapse;"> <tr><td>Serie</td><td style="text-align: right;">10,0</td></tr> <tr><td>Totalt</td><td style="text-align: right;">275,0</td></tr> </table> | Serie | 10,0 | Totalt | 275,0 |
| Serie | 10,0 | | | | | | | | | | |
| Totalt | 265,0 | | | | | | | | | | |
| Serie | 10,0 | | | | | | | | | | |
| Totalt | 275,0 | | | | | | | | | | |

| | | | | | | | | | | | |
|----------------|--------------------------------------------------------------------------------------------------------------------------------------------------------------------------------------------------------------------------------|-------|------|--------|-------|----------------|-----------------------------------------------------------------------------------------------------------------------------------------------------------------------------------------------------------------------------|-------|-----|--------|-------|
| <p>Skott 4</p> | <p>1: 10,6* ↘</p> <table border="1" style="width:100%; border-collapse: collapse;"> <tr><td>Serie</td><td style="text-align: right;">10,0</td></tr> <tr><td>Totalt</td><td style="text-align: right;">285,0</td></tr> </table> | Serie | 10,0 | Totalt | 285,0 | <p>Skott 5</p> | <p>1: 9,8 ↗</p> <table border="1" style="width:100%; border-collapse: collapse;"> <tr><td>Serie</td><td style="text-align: right;">9,0</td></tr> <tr><td>Totalt</td><td style="text-align: right;">294,0</td></tr> </table> | Serie | 9,0 | Totalt | 294,0 |
| Serie | 10,0 | | | | | | | | | | |
| Totalt | 285,0 | | | | | | | | | | |
| Serie | 9,0 | | | | | | | | | | |
| Totalt | 294,0 | | | | | | | | | | |

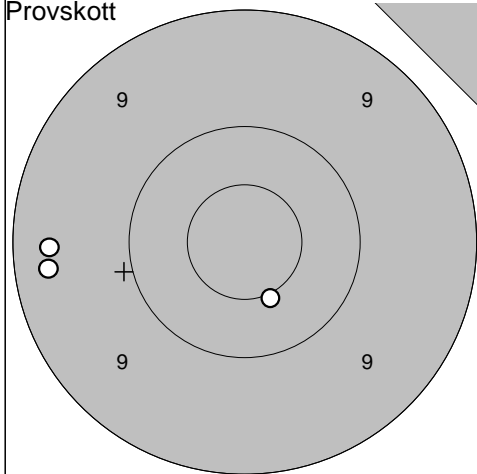
Söderala

2010-07-21

Tavelträffen 2010 Final

Ramselefors SKF

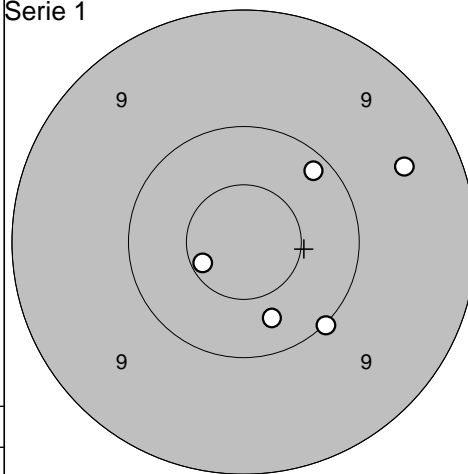
Provsnitt



1: 9,3 ←
2: 9,4 ←
3: 10,5* ↓

Serie 28,0
Totalt 146,0

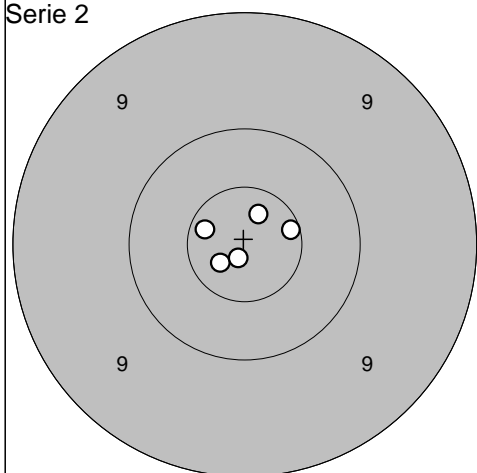
Serie 1



1: 9,5 →
2: 10,2 ↗
3: 10,0 ↘
4: 10,3 ↓
5: 10,6* ←

Serie 49,0
Totalt 195,0

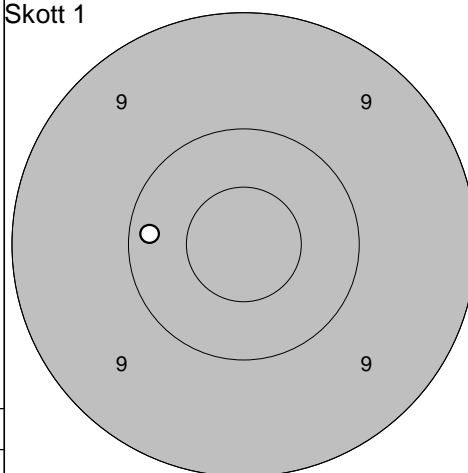
Serie 2



1: 10,6* →
2: 10,7* ↗
3: 10,8* ↘
4: 10,7* ←
5: 10,9* ↓

Serie 50,0
Totalt 245,0

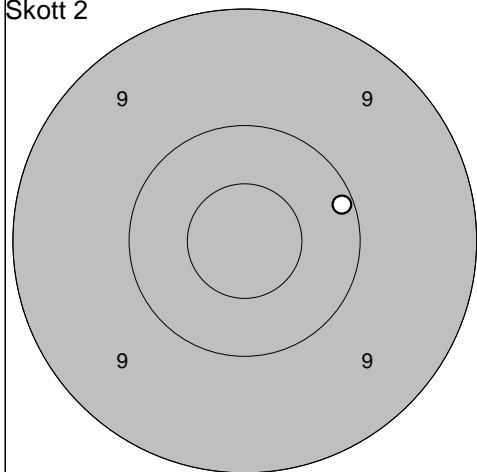
Skott 1



1: 10,2 ←

Serie 10,0
Totalt 255,0

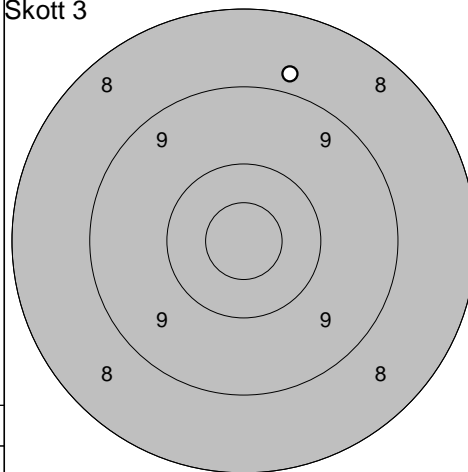
Skott 2



1: 10,1 →

Serie 10,0
Totalt 265,0

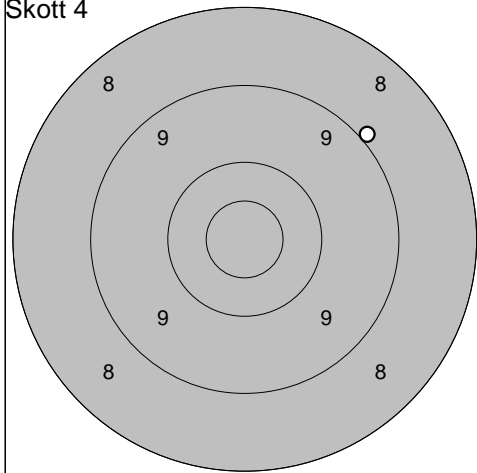
Skott 3



1: 8,8 ↗

Serie 8,0
Totalt 273,0

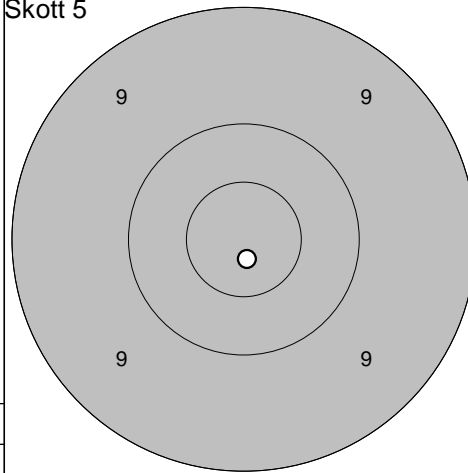
Skott 4



1: 9,0 ↗

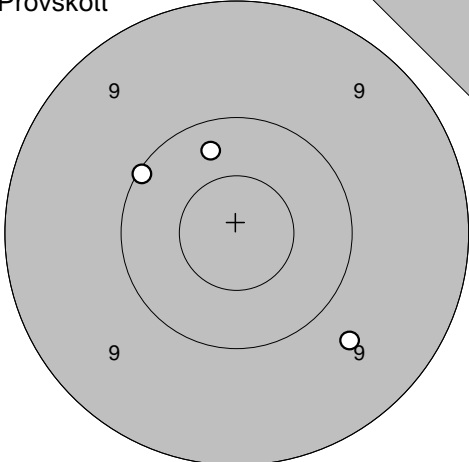
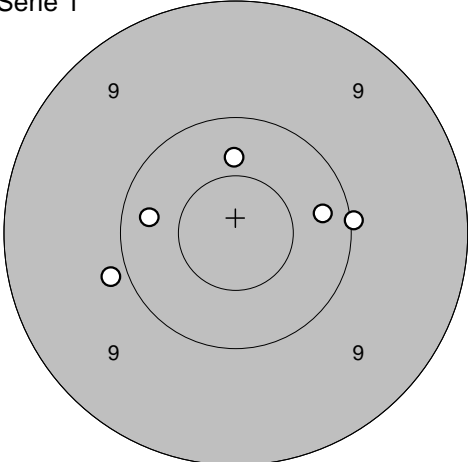
Serie 9,0
Totalt 282,0

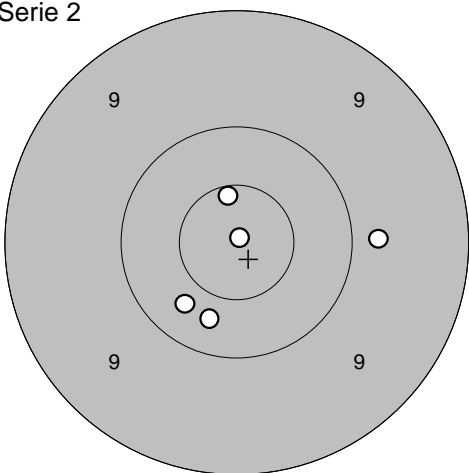
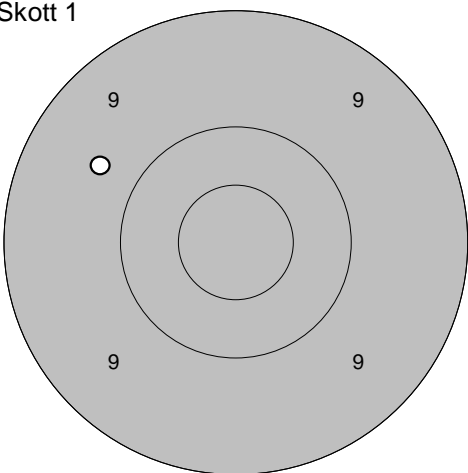
Skott 5

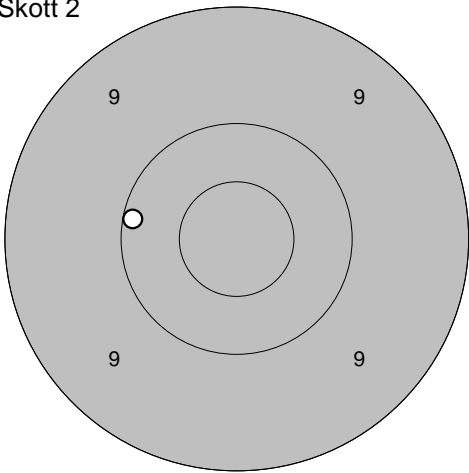
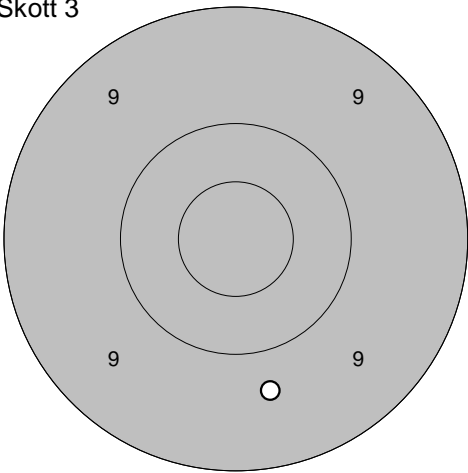


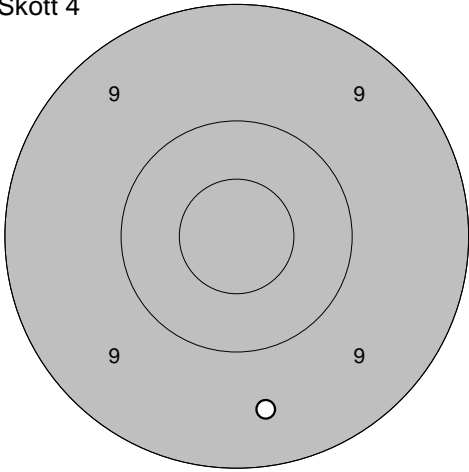
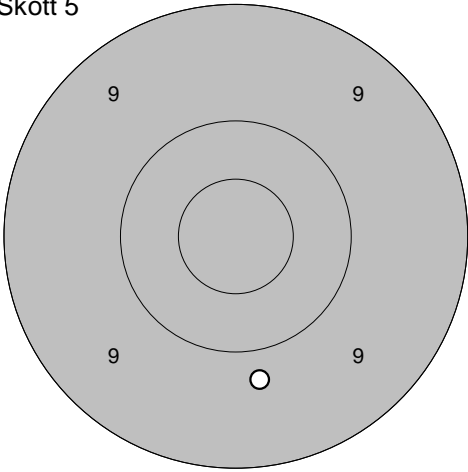
1: 10,9* ↓

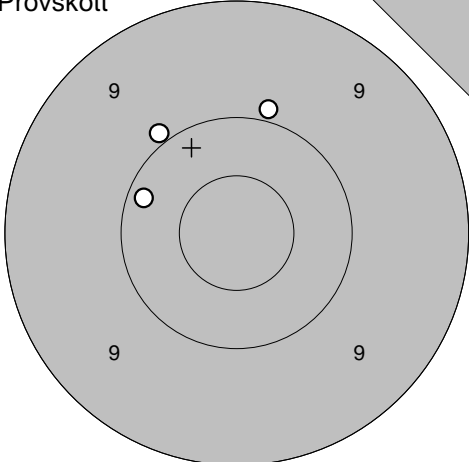
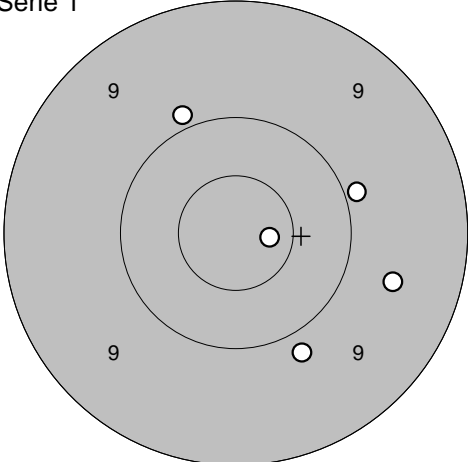
Serie 10,0
Totalt 292,0

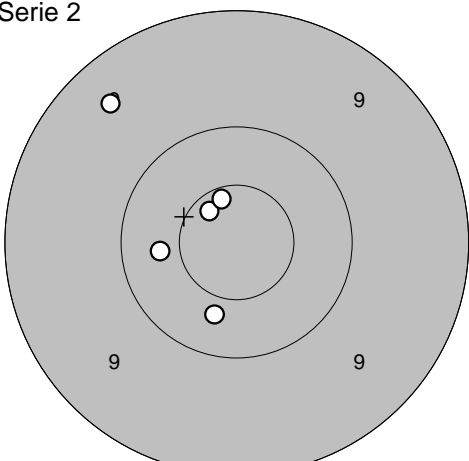
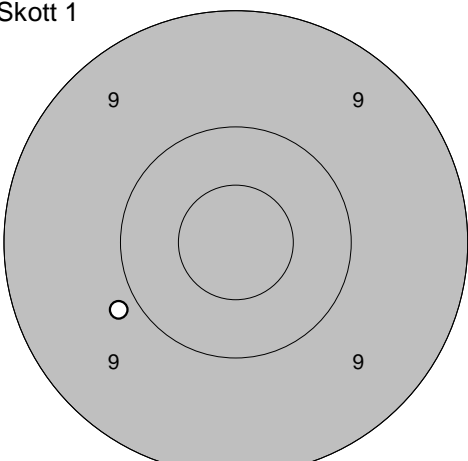
| | | | |
|---------------------------------------------------------------------------------------------------|---------------------------------------------|---------------------------------------------------------------------------------------------------|-------------------------------------------------------------------------|
| <p>Provsrott</p>  | <p>1: 9,7 ↘ 2: 10,3 ↑ 3: 10,1 ↖</p> | <p>Serie 1</p>  | <p>1: 10,3 → 2: 10,0 → 3: 10,4 ↑ 4: 10,3 ← 5: 9,9 ←</p> |
| Serie 29,0 | | Serie 49,0 | |
| Totalt 145,0 | | Totalt 194,0 | |

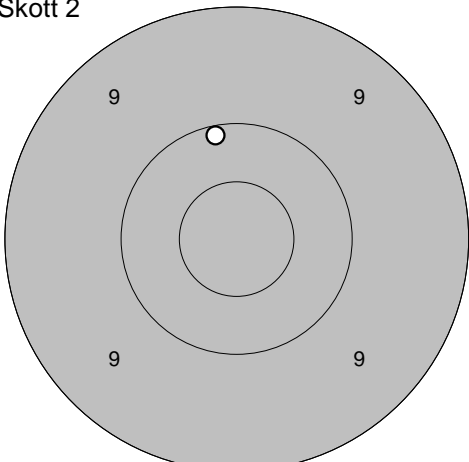
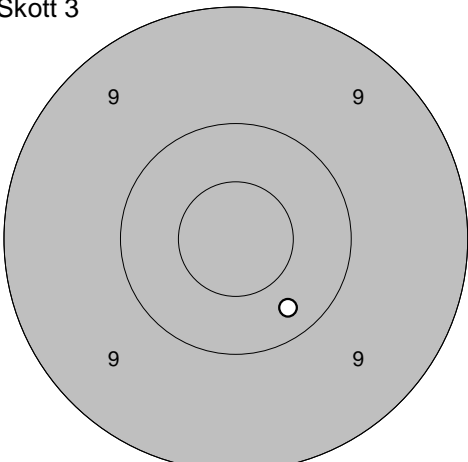
| | | | |
|--------------------------------------------------------------------------------------------------|---------------------------------------------------------------------------|----------------------------------------------------------------------------------------------------|-----------------|
| <p>Serie 2</p>  | <p>1: 10,3 ↓ 2: 10,6* ↑ 3: 9,8 → 4: 10,9* ↗ 5: 10,3 ↘</p> | <p>Skott 1</p>  | <p>1: 9,7 ↖</p> |
| Serie 49,0 | | Serie 9,0 | |
| Totalt 243,0 | | Totalt 252,0 | |

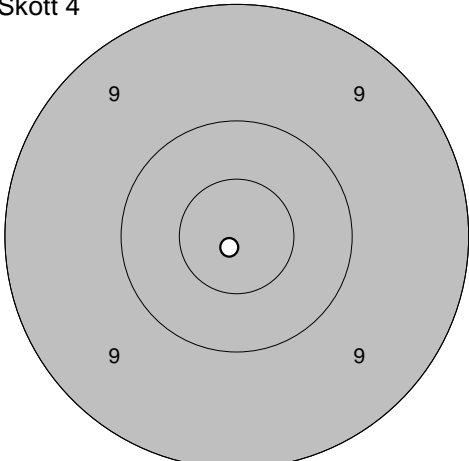
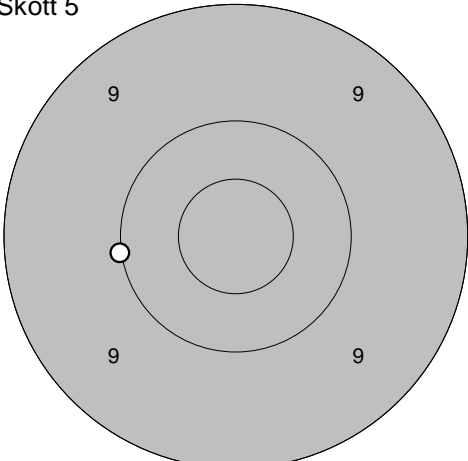
| | | | |
|---------------------------------------------------------------------------------------------------|------------------|-----------------------------------------------------------------------------------------------------|-----------------|
| <p>Skott 2</p>  | <p>1: 10,1 ←</p> | <p>Skott 3</p>  | <p>1: 9,7 ↓</p> |
| Serie 10,0 | | Serie 9,0 | |
| Totalt 262,0 | | Totalt 271,0 | |

| | | | |
|---------------------------------------------------------------------------------------------------|-----------------|-----------------------------------------------------------------------------------------------------|-----------------|
| <p>Skott 4</p>  | <p>1: 9,5 ↓</p> | <p>Skott 5</p>  | <p>1: 9,8 ↓</p> |
| Serie 9,0 | | Serie 9,0 | |
| Totalt 280,0 | | Totalt 289,0 | |

| | | | |
|-----------------------------------------------------------------------------------------------|---------------------------------------------------------------------|-----------------------------------------------------------------------------------------------|----------------------------------------------------------------------------------------------|
| Provsrott  | 1: 10,2 ← 2: 9,9 ↗ 3: 9,9 ↑ Serie 28,0 Totalt 145,0 | Serie 1  | 1: 9,9 ↖ 2: 9,6 → 3: 10,7* → 4: 9,9 ↘ 5: 9,9 → Serie 46,0 Totalt 191,0 |
|-----------------------------------------------------------------------------------------------|---------------------------------------------------------------------|-----------------------------------------------------------------------------------------------|----------------------------------------------------------------------------------------------|

| | | | |
|----------------------------------------------------------------------------------------------|--------------------------------------------------------------------------------------------------|------------------------------------------------------------------------------------------------|-----------------------------------------------------------------------|
| Serie 2  | 1: 10,7* ↖ 2: 9,4 ↗ 3: 10,4 ↘ 4: 10,6* ↗ 5: 10,4 ← Serie 49,0 Totalt 240,0 | Skott 1  | 1: 9,9 ↖ Serie 9,0 Totalt 249,0 |
|----------------------------------------------------------------------------------------------|--------------------------------------------------------------------------------------------------|------------------------------------------------------------------------------------------------|-----------------------------------------------------------------------|

| | | | |
|-----------------------------------------------------------------------------------------------|-------------------------------------------------------------------------|-------------------------------------------------------------------------------------------------|-------------------------------------------------------------------------|
| Skott 2  | 1: 10,1 ↑ Serie 10,0 Totalt 259,0 | Skott 3  | 1: 10,3 ↘ Serie 10,0 Totalt 269,0 |
|-----------------------------------------------------------------------------------------------|-------------------------------------------------------------------------|-------------------------------------------------------------------------------------------------|-------------------------------------------------------------------------|

| | | | |
|-----------------------------------------------------------------------------------------------|--------------------------------------------------------------------------|-------------------------------------------------------------------------------------------------|-------------------------------------------------------------------------|
| Skott 4  | 1: 10,9* ↘ Serie 10,0 Totalt 279,0 | Skott 5  | 1: 10,0 ← Serie 10,0 Totalt 289,0 |
|-----------------------------------------------------------------------------------------------|--------------------------------------------------------------------------|-------------------------------------------------------------------------------------------------|-------------------------------------------------------------------------|

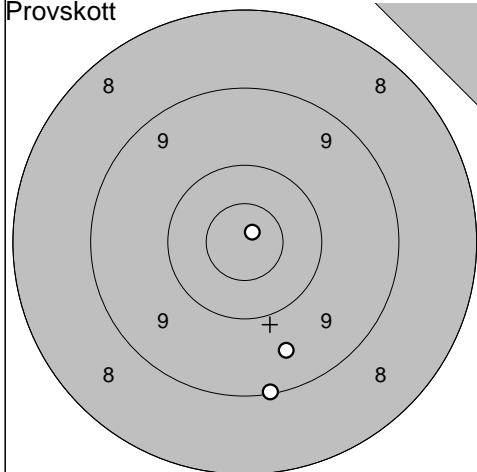
Niemisel

2010-07-21

Tavelträffen 2010 Final

Ramselefors SKF

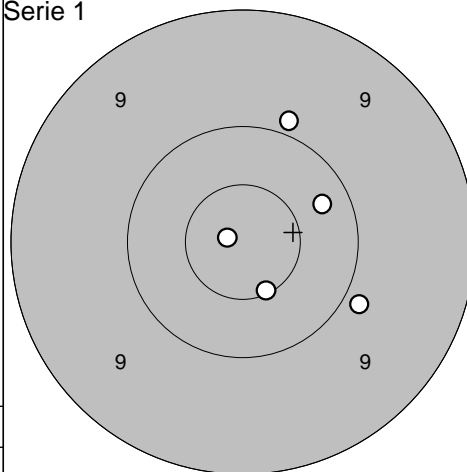
Provs-kott



1: 9,1 ↓
2: 10,9* ↗
3: 9,5 ↓

Serie 28,0
Totalt 145,0

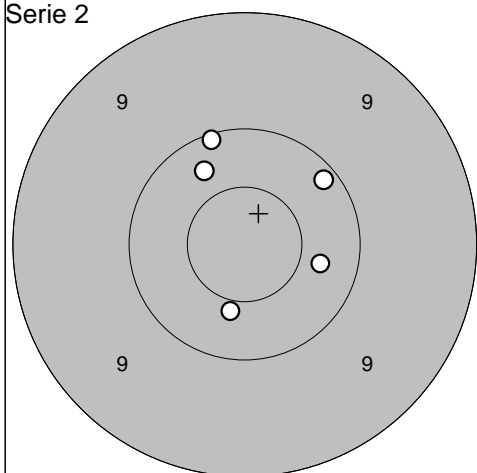
Serie 1



1: 9,9 ↗
2: 10,9* ←
3: 9,9 →
4: 10,6* ↓
5: 10,3 ↗

Serie 48,0
Totalt 193,0

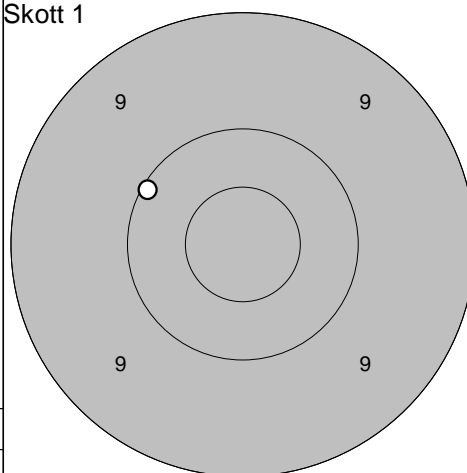
Serie 2



1: 10,2 ↗
2: 10,4 →
3: 10,1 ↗
4: 10,3 ↗
5: 10,4 ↓

Serie 50,0
Totalt 243,0

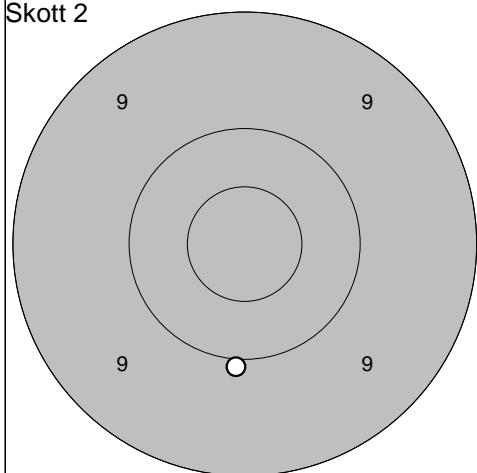
Skott 1



1: 10,1 ←

Serie 10,0
Totalt 253,0

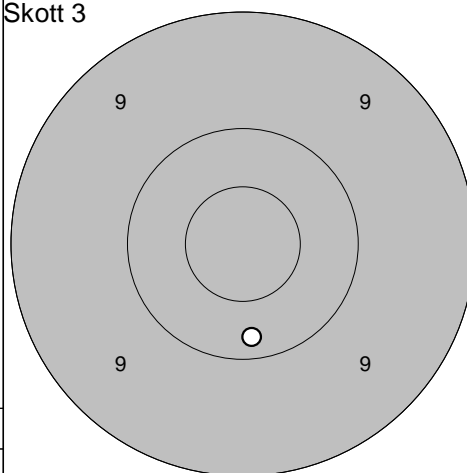
Skott 2



1: 10,0 ↓

Serie 10,0
Totalt 263,0

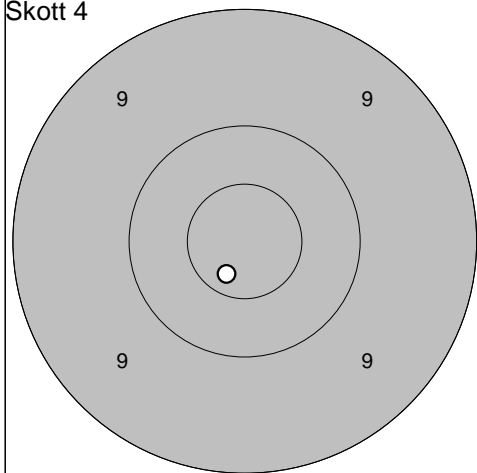
Skott 3



1: 10,2 ↓

Serie 10,0
Totalt 273,0

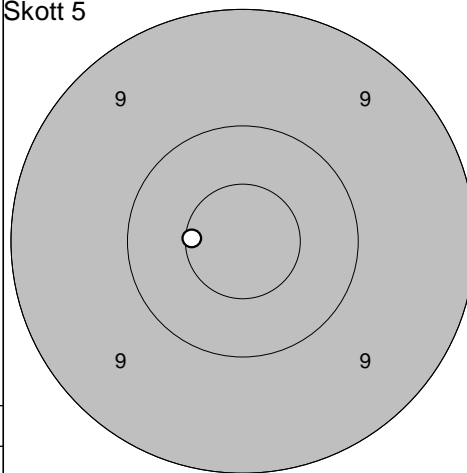
Skott 4



1: 10,7* ↓

Serie 10,0
Totalt 283,0

Skott 5

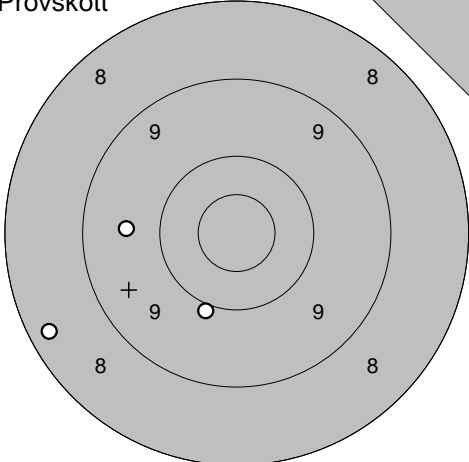
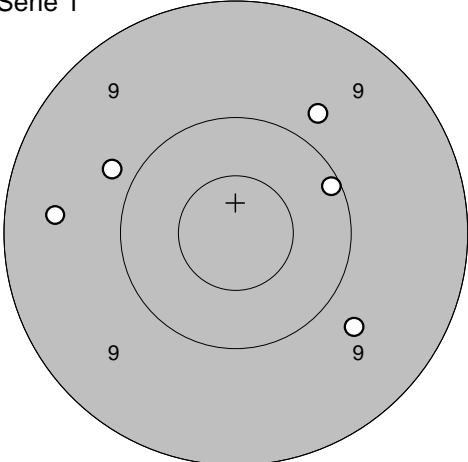


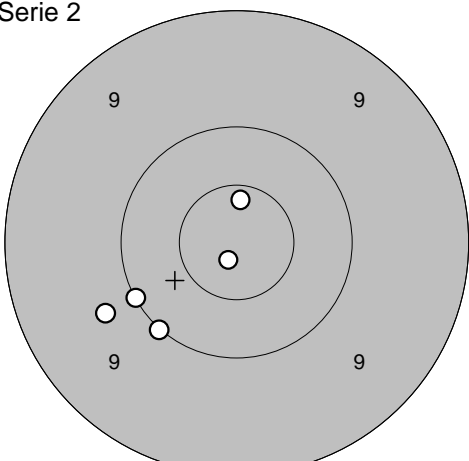
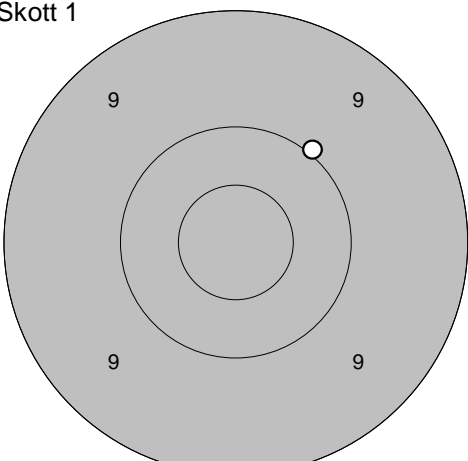
1: 10,6* ←

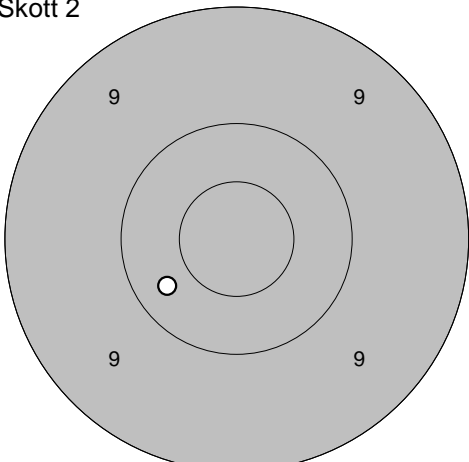
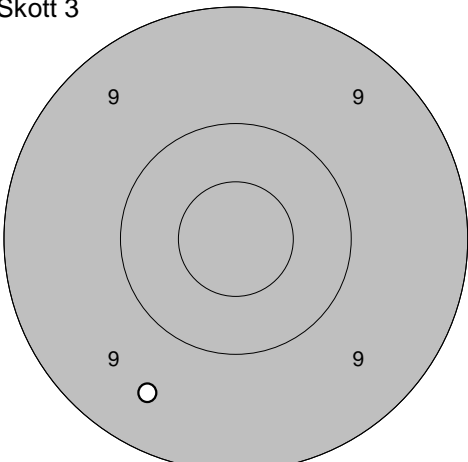
Serie 10,0
Totalt 293,0

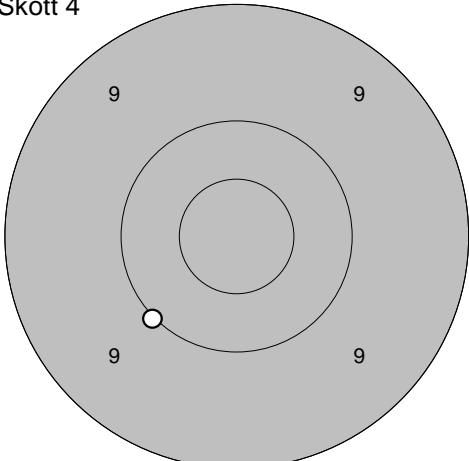
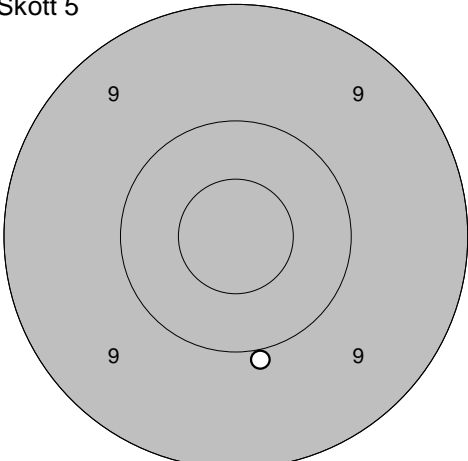
Ununge

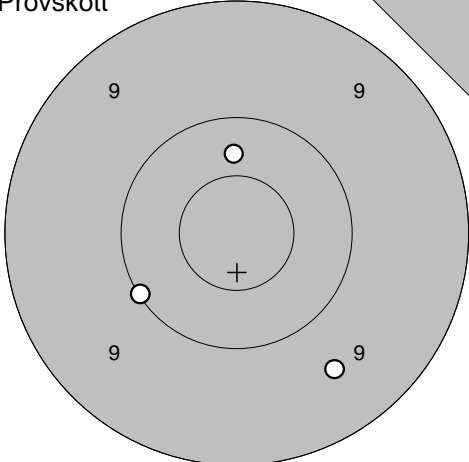
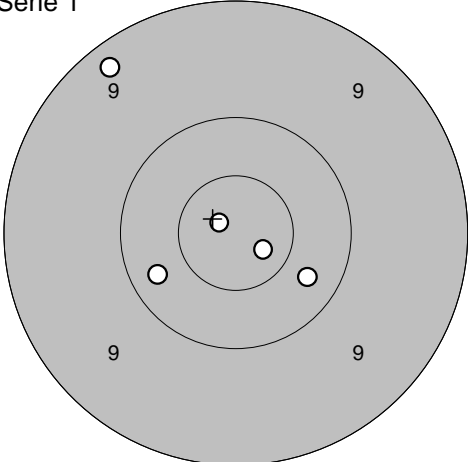
| | | |
|------------|-------------------------|-----------------|
| 2010-07-21 | Tavelträffen 2010 Final | Ramselefors SKF |
|------------|-------------------------|-----------------|

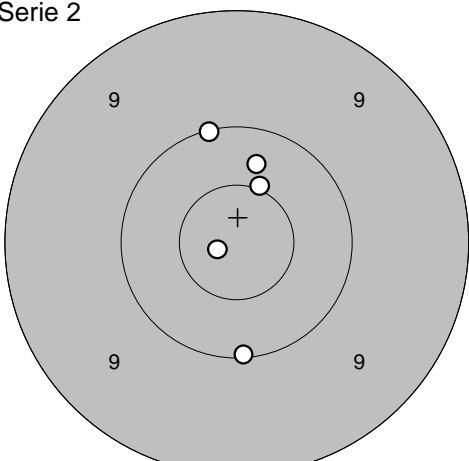
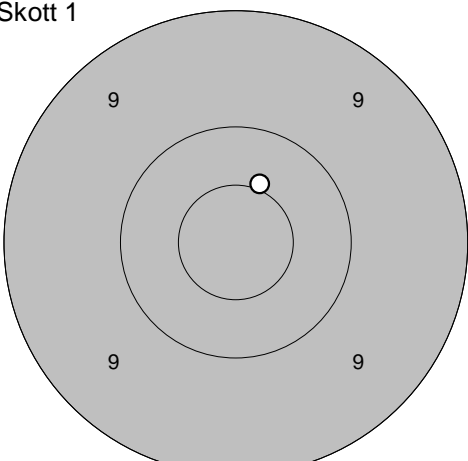
| | | | |
|---------------------------------------------------------------------------------------------------|--------------------------------------------|---------------------------------------------------------------------------------------------------|----------------------------------------------------------------------|
| <p>Provsnitt</p>  | <p>1: 8,3 ↙ 2: 9,6 ← 3: 10,0 ↓</p> | <p>Serie 1</p>  | <p>1: 9,7 ↘ 2: 9,5 ← 3: 9,8 ↗ 4: 10,1 → 5: 9,8 ←</p> |
| Serie 27,0 | | Serie 46,0 | |
| Totalt 144,0 | | Totalt 190,0 | |

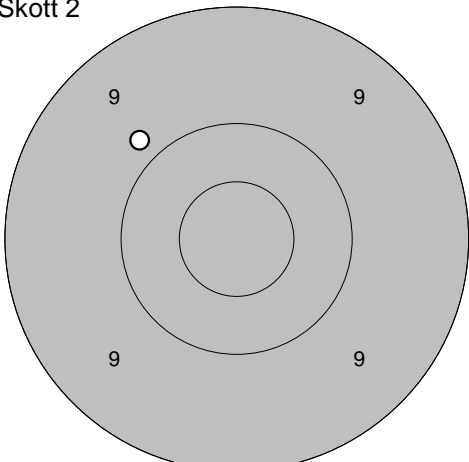
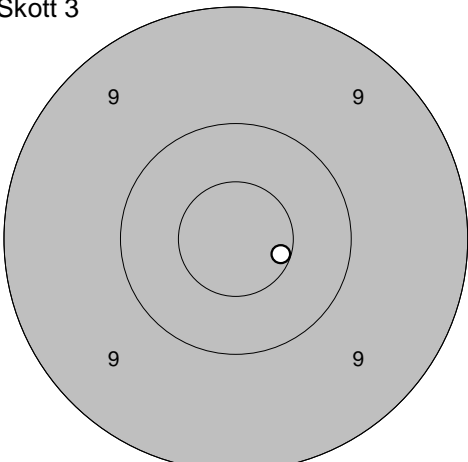
| | | | |
|--------------------------------------------------------------------------------------------------|---------------------------------------------------------------------------|----------------------------------------------------------------------------------------------------|------------------|
| <p>Serie 2</p>  | <p>1: 10,0 ↙ 2: 10,9* ↓ 3: 10,7* ↑ 4: 10,0 ↓ 5: 9,7 ←</p> | <p>Skott 1</p>  | <p>1: 10,0 ↗</p> |
| Serie 49,0 | | Serie 10,0 | |
| Totalt 239,0 | | Totalt 249,0 | |

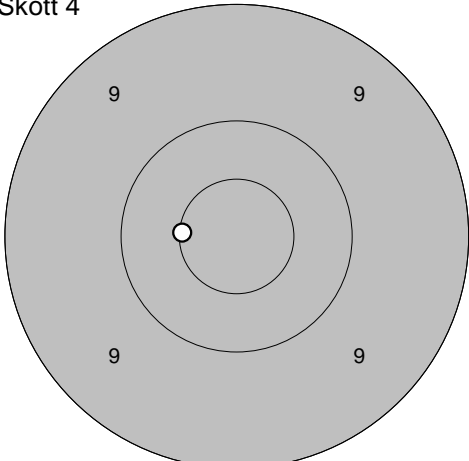
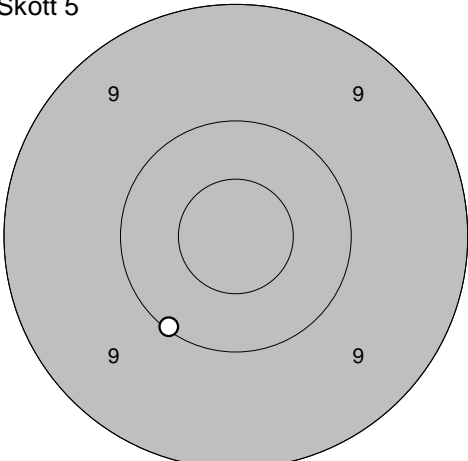
| | | | |
|---------------------------------------------------------------------------------------------------|------------------|-----------------------------------------------------------------------------------------------------|-----------------|
| <p>Skott 2</p>  | <p>1: 10,3 ↙</p> | <p>Skott 3</p>  | <p>1: 9,5 ↓</p> |
| Serie 10,0 | | Serie 9,0 | |
| Totalt 259,0 | | Totalt 268,0 | |

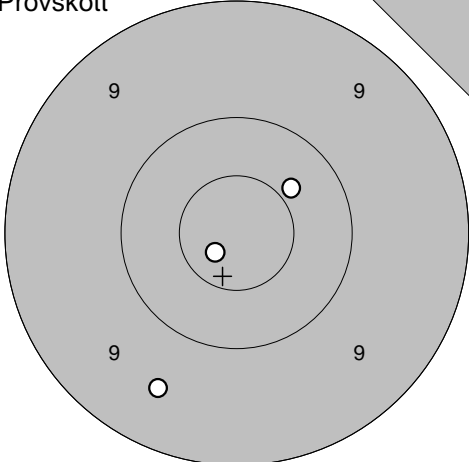
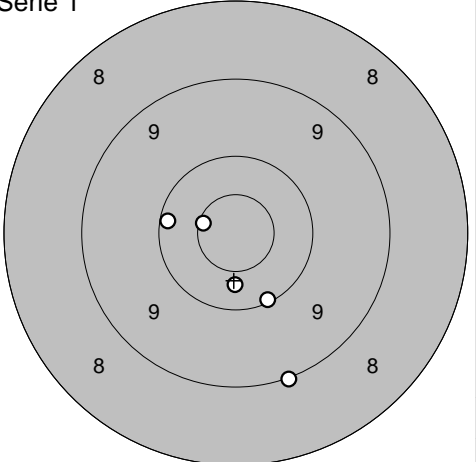
| | | | |
|---------------------------------------------------------------------------------------------------|------------------|-----------------------------------------------------------------------------------------------------|-----------------|
| <p>Skott 4</p>  | <p>1: 10,0 ↙</p> | <p>Skott 5</p>  | <p>1: 9,9 ↓</p> |
| Serie 10,0 | | Serie 9,0 | |
| Totalt 278,0 | | Totalt 287,0 | |

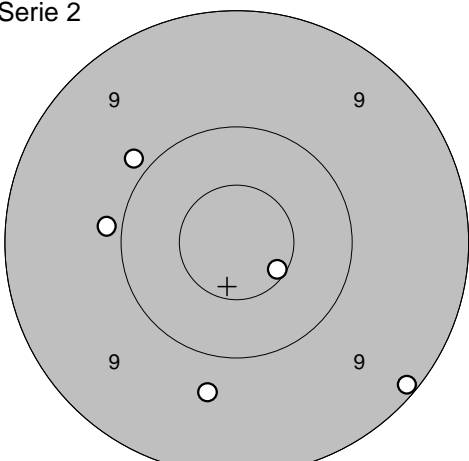
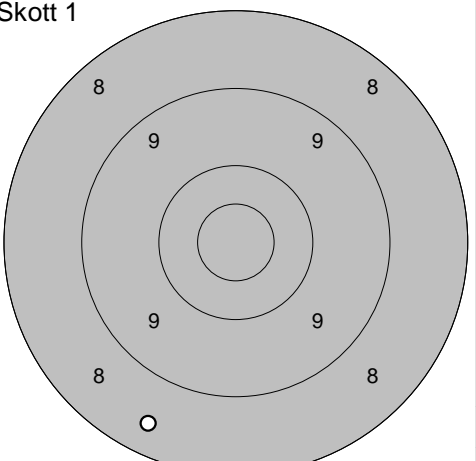
| | | | |
|---------------------------------------------------------------------------------------------------|---------------------------------------------|---------------------------------------------------------------------------------------------------|---------------------------------------------------------------------------|
| <p>Provsrott</p>  | <p>1: 10,1 ↙ 2: 9,6 ↘ 3: 10,3 ↑</p> | <p>Serie 1</p>  | <p>1: 10,3 ↘ 2: 10,8* ↘ 3: 10,3 ↙ 4: 10,9* ↗ 5: 9,2 ↗</p> |
| Serie 29,0 | | Serie 49,0 | |
| Totalt 144,0 | | Totalt 193,0 | |

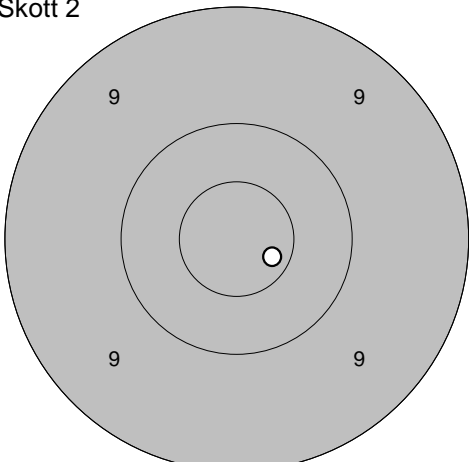
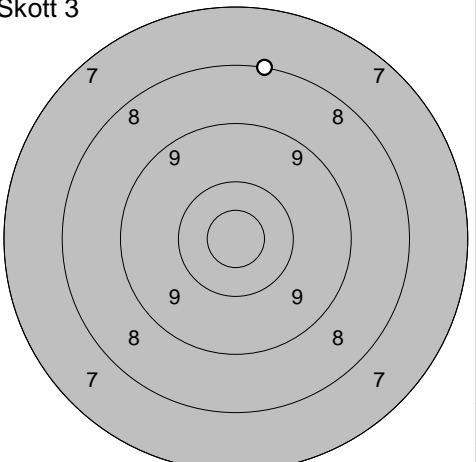
| | | | |
|--------------------------------------------------------------------------------------------------|----------------------------------------------------------------------------|----------------------------------------------------------------------------------------------------|-------------------|
| <p>Serie 2</p>  | <p>1: 10,3 ↑ 2: 10,5* ↑ 3: 10,1 ↓ 4: 10,0 ↑ 5: 10,9* ↙</p> | <p>Skott 1</p>  | <p>1: 10,5* ↑</p> |
| Serie 50,0 | | Serie 10,0 | |
| Totalt 243,0 | | Totalt 253,0 | |

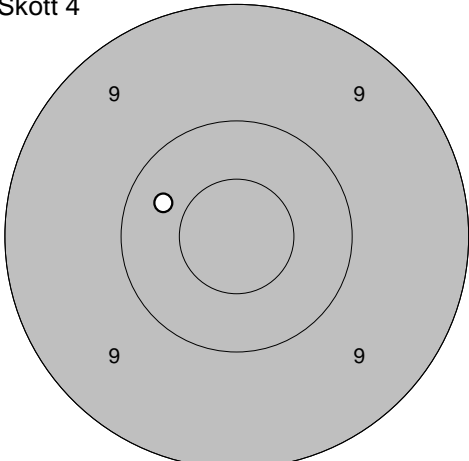
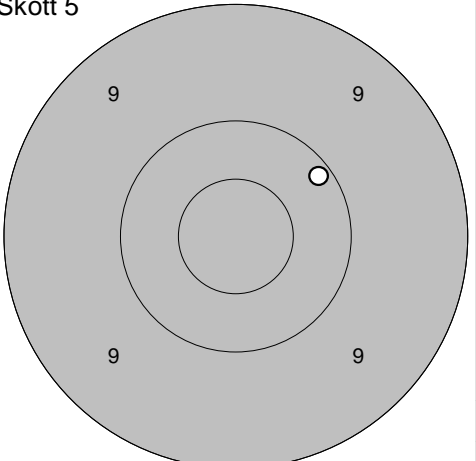
| | | | |
|---------------------------------------------------------------------------------------------------|-----------------|-----------------------------------------------------------------------------------------------------|-------------------|
| <p>Skott 2</p>  | <p>1: 9,8 ↖</p> | <p>Skott 3</p>  | <p>1: 10,6* ➔</p> |
| Serie 9,0 | | Serie 10,0 | |
| Totalt 262,0 | | Totalt 272,0 | |

| | | | |
|---------------------------------------------------------------------------------------------------|-------------------|-----------------------------------------------------------------------------------------------------|------------------|
| <p>Skott 4</p>  | <p>1: 10,6* ↙</p> | <p>Skott 5</p>  | <p>1: 10,1 ↙</p> |
| Serie 10,0 | | Serie 10,0 | |
| Totalt 282,0 | | Totalt 292,0 | |

| | | | |
|------------------------------------------------------------------------------------------------------|-------------------------------------------------------------------------|------------------------------------------------------------------------------------------------------|---------------------------------------------------------------------------------------------------|
| Provsrott  | 1: 10,8* ↙ 2: 10,4 ↗ 3: 9,5 ↘ <hr/> Serie 29,0 Totalt 144,0 | Serie 1  | 1: 10,6* ← 2: 10,2 ← 3: 9,0 ↓ 4: 10,1 ↓ 5: 10,4 ↓ <hr/> Serie 49,0 Totalt 193,0 |
|------------------------------------------------------------------------------------------------------|-------------------------------------------------------------------------|------------------------------------------------------------------------------------------------------|---------------------------------------------------------------------------------------------------|

| | | | |
|-----------------------------------------------------------------------------------------------------|------------------------------------------------------------------------------------------------|-------------------------------------------------------------------------------------------------------|---------------------------------------------|
| Serie 2  | 1: 9,7 ↓ 2: 10,6* ↓ 3: 9,1 ↓ 4: 9,9 ↗ 5: 9,9 ← <hr/> Serie 46,0 Totalt 239,0 | Skott 1  | 1: 8,5 ↘ <hr/> Serie 8,0 Totalt 247,0 |
|-----------------------------------------------------------------------------------------------------|------------------------------------------------------------------------------------------------|-------------------------------------------------------------------------------------------------------|---------------------------------------------|

| | | | |
|------------------------------------------------------------------------------------------------------|------------------------------------------------|--------------------------------------------------------------------------------------------------------|---------------------------------------------|
| Skott 2  | 1: 10,7* ↗ <hr/> Serie 10,0 Totalt 257,0 | Skott 3  | 1: 8,1 ↑ <hr/> Serie 8,0 Totalt 265,0 |
|------------------------------------------------------------------------------------------------------|------------------------------------------------|--------------------------------------------------------------------------------------------------------|---------------------------------------------|

| | | | |
|------------------------------------------------------------------------------------------------------|-----------------------------------------------|--------------------------------------------------------------------------------------------------------|-----------------------------------------------|
| Skott 4  | 1: 10,3 ← <hr/> Serie 10,0 Totalt 275,0 | Skott 5  | 1: 10,1 ↗ <hr/> Serie 10,0 Totalt 285,0 |
|------------------------------------------------------------------------------------------------------|-----------------------------------------------|--------------------------------------------------------------------------------------------------------|-----------------------------------------------|

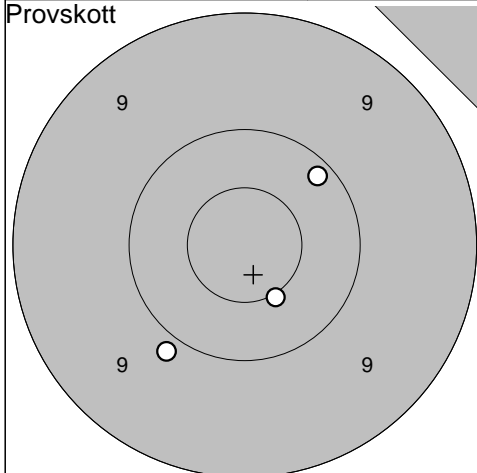
F 21

2010-07-21

Tavelträffen 2010 Final

Ramselefors SKF

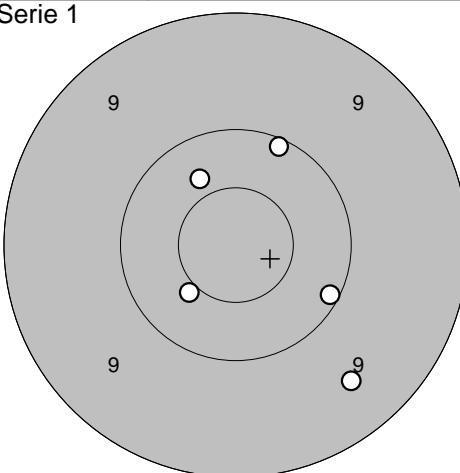
Provsnitt



1: 10,2 ↗
2: 9,9 ↘
3: 10,5* ↘

Serie 29,0
Totalt 144,0

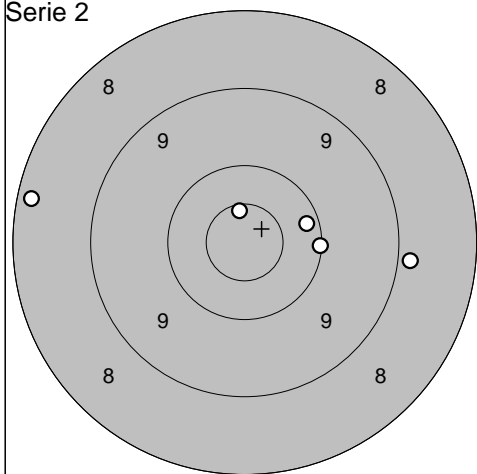
Serie 1



1: 10,1 ↗
2: 10,4 ↗
3: 10,1 →
4: 9,5 ↘
5: 10,5* ↘

Serie 49,0
Totalt 193,0

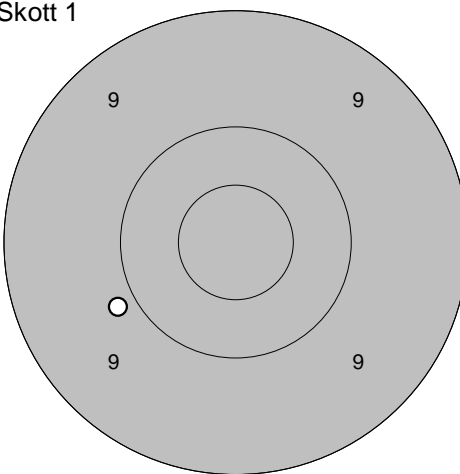
Serie 2



1: 10,2 →
2: 10,6* ↑
3: 10,1 →
4: 8,9 →
5: 8,2 ←

Serie 46,0
Totalt 239,0

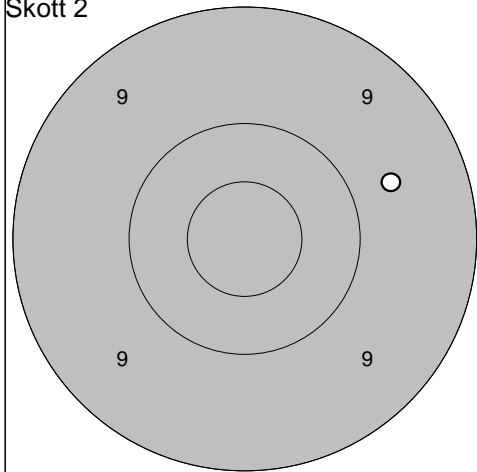
Skott 1



1: 9,9 ←

Serie 9,0
Totalt 248,0

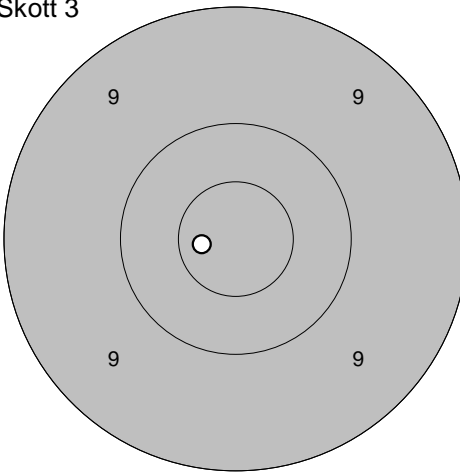
Skott 2



1: 9,7 →

Serie 9,0
Totalt 257,0

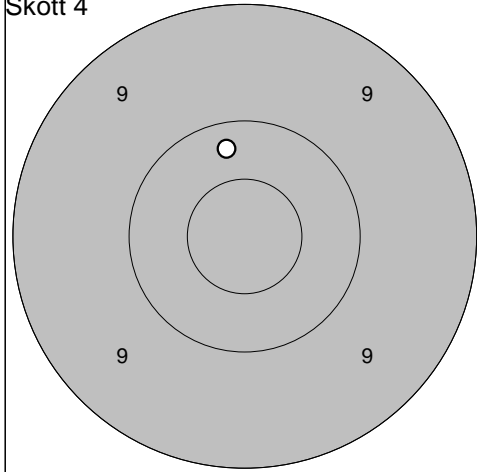
Skott 3



1: 10,7* ←

Serie 10,0
Totalt 267,0

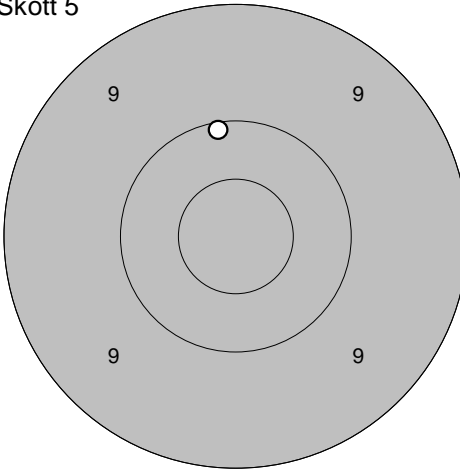
Skott 4



1: 10,3 ↑

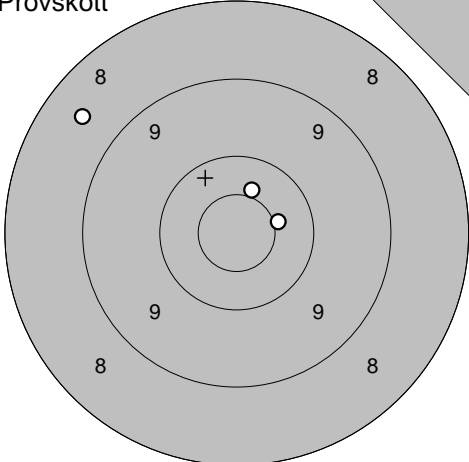
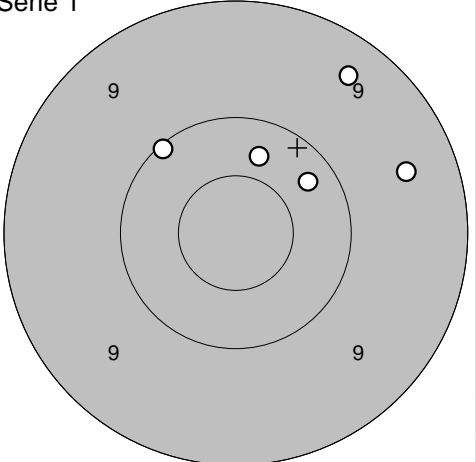
Serie 10,0
Totalt 277,0

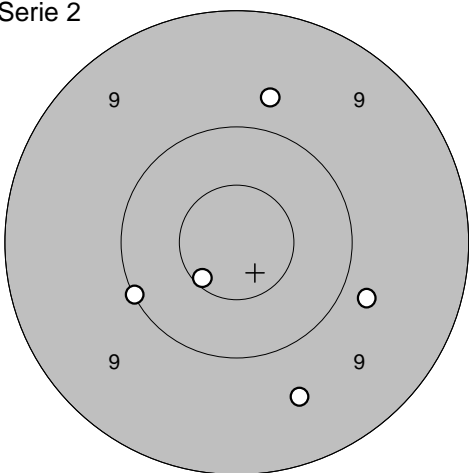
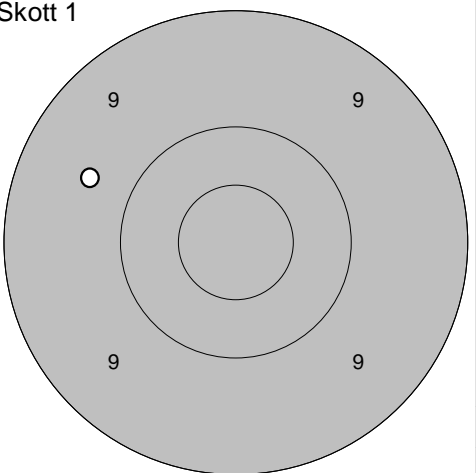
Skott 5

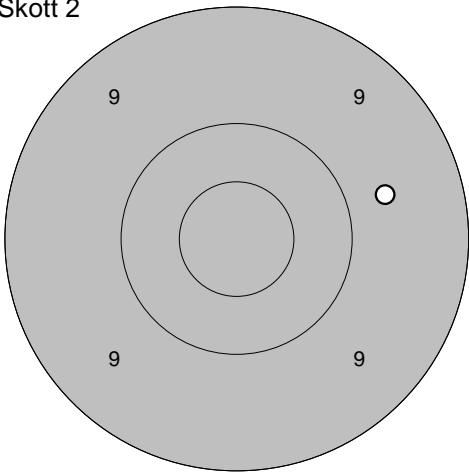
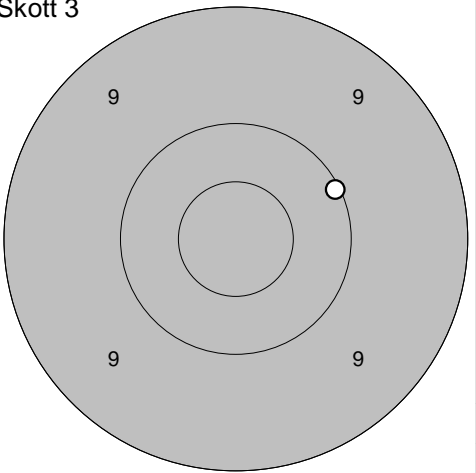


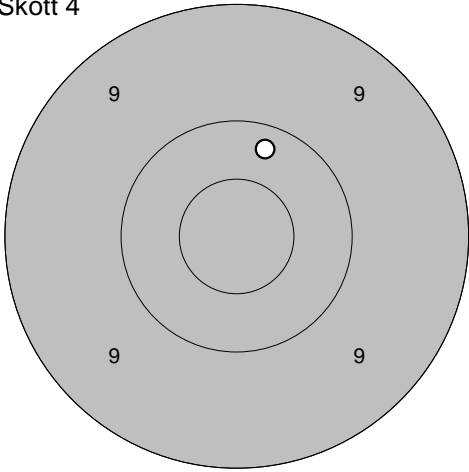
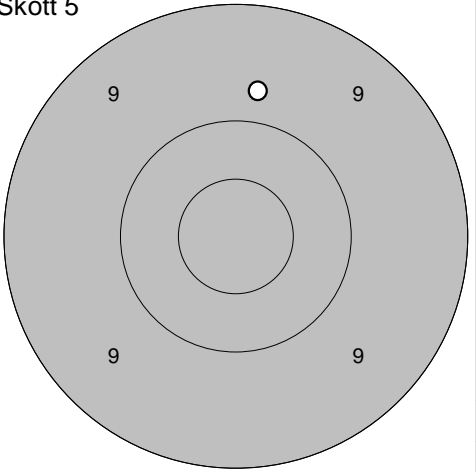
1: 10,1 ↑

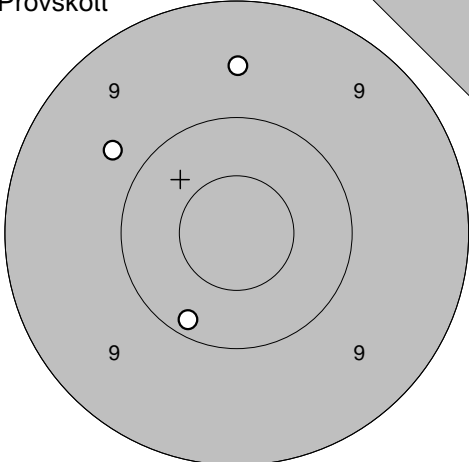
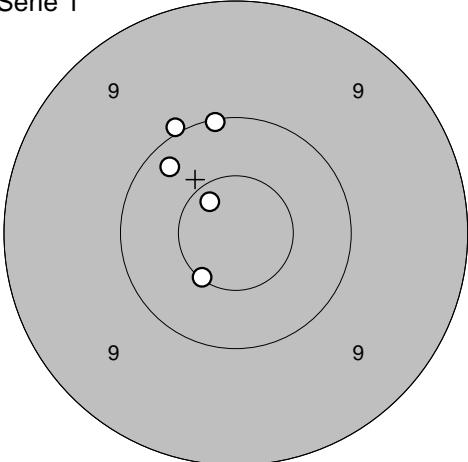
Serie 10,0
Totalt 287,0

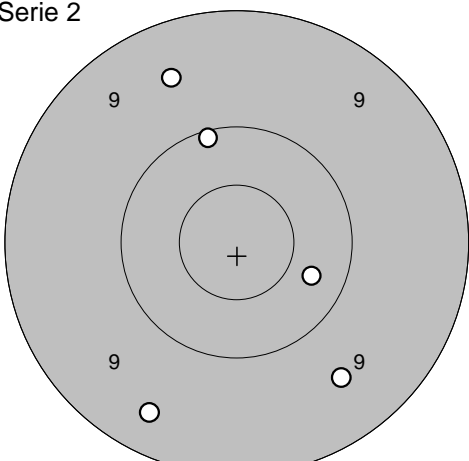
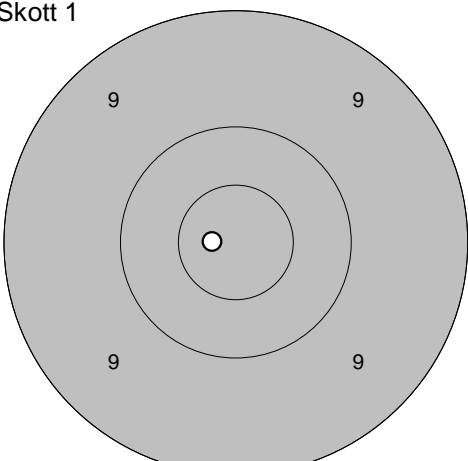
| | | | | | | | | | | | |
|---------------------------------------------------------------------------------------------------|------------------------------------------------------------------------------------------------------------------------------------------------------------------------------------------------------------------------------------------------------------|-------|------|--------|-------|---------------------------------------------------------------------------------------------------|-------------------------------------------------------------------------------------------------------------------------------------------------------------------------------------------------------------------------------------------------------------------------------------|-------|------|--------|-------|
| <p>Provsrott</p>  | <p>1: 8,6 ↖ 2: 10,5* → 3: 10,5* ↑</p> <table border="1" style="width:100%; border-collapse: collapse;"> <tr><td>Serie</td><td style="text-align: right;">28,0</td></tr> <tr><td>Totalt</td><td style="text-align: right;">144,0</td></tr> </table> | Serie | 28,0 | Totalt | 144,0 | <p>Serie 1</p>  | <p>1: 9,4 ↗ 2: 9,5 → 3: 10,3 ↗ 4: 10,3 ↑ 5: 10,1 ↖</p> <table border="1" style="width:100%; border-collapse: collapse;"> <tr><td>Serie</td><td style="text-align: right;">48,0</td></tr> <tr><td>Totalt</td><td style="text-align: right;">192,0</td></tr> </table> | Serie | 48,0 | Totalt | 192,0 |
| Serie | 28,0 | | | | | | | | | | |
| Totalt | 144,0 | | | | | | | | | | |
| Serie | 48,0 | | | | | | | | | | |
| Totalt | 192,0 | | | | | | | | | | |

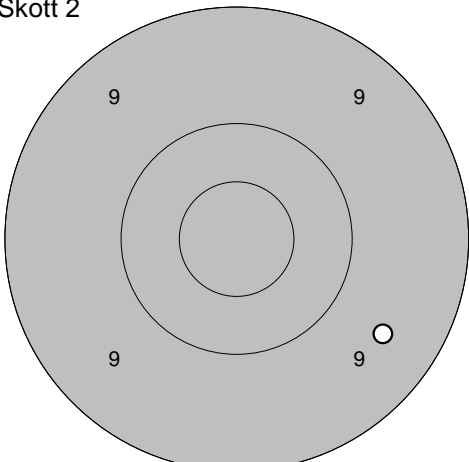
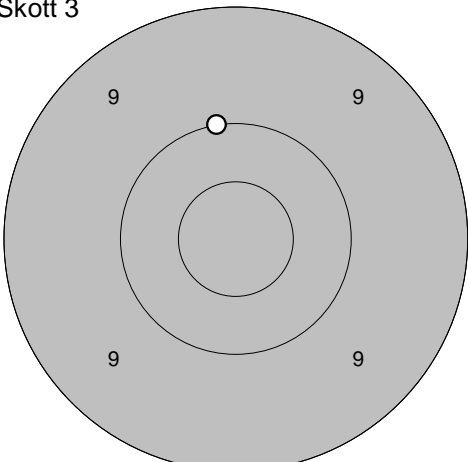
| | | | | | | | | | | | |
|--------------------------------------------------------------------------------------------------|-------------------------------------------------------------------------------------------------------------------------------------------------------------------------------------------------------------------------------------------------------------------------------------|-------|------|--------|-------|----------------------------------------------------------------------------------------------------|-----------------------------------------------------------------------------------------------------------------------------------------------------------------------------------------------------------------------------|-------|-----|--------|-------|
| <p>Serie 2</p>  | <p>1: 9,7 ↑ 2: 9,8 → 3: 9,6 ↓ 4: 10,6* ↘ 5: 10,0 ←</p> <table border="1" style="width:100%; border-collapse: collapse;"> <tr><td>Serie</td><td style="text-align: right;">47,0</td></tr> <tr><td>Totalt</td><td style="text-align: right;">239,0</td></tr> </table> | Serie | 47,0 | Totalt | 239,0 | <p>Skott 1</p>  | <p>1: 9,7 ↖</p> <table border="1" style="width:100%; border-collapse: collapse;"> <tr><td>Serie</td><td style="text-align: right;">9,0</td></tr> <tr><td>Totalt</td><td style="text-align: right;">248,0</td></tr> </table> | Serie | 9,0 | Totalt | 248,0 |
| Serie | 47,0 | | | | | | | | | | |
| Totalt | 239,0 | | | | | | | | | | |
| Serie | 9,0 | | | | | | | | | | |
| Totalt | 248,0 | | | | | | | | | | |

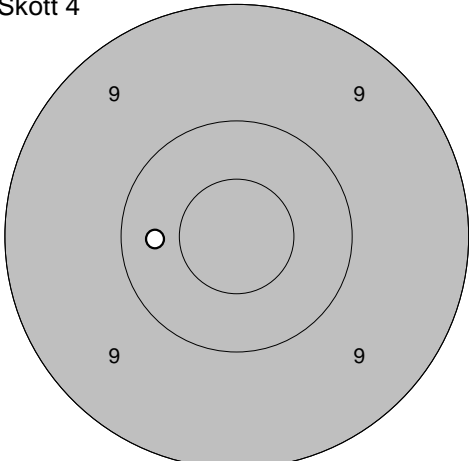
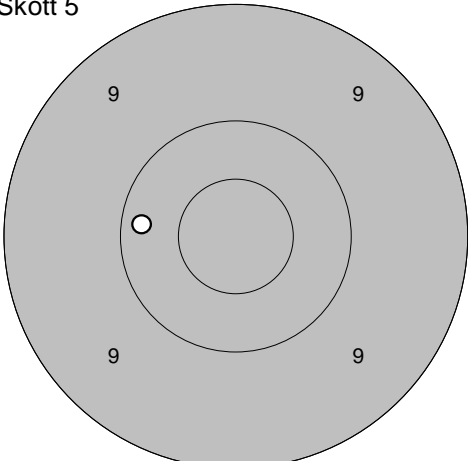
| | | | | | | | | | | | |
|---------------------------------------------------------------------------------------------------|-----------------------------------------------------------------------------------------------------------------------------------------------------------------------------------------------------------------------------|-------|-----|--------|-------|-----------------------------------------------------------------------------------------------------|-------------------------------------------------------------------------------------------------------------------------------------------------------------------------------------------------------------------------------|-------|------|--------|-------|
| <p>Skott 2</p>  | <p>1: 9,7 →</p> <table border="1" style="width:100%; border-collapse: collapse;"> <tr><td>Serie</td><td style="text-align: right;">9,0</td></tr> <tr><td>Totalt</td><td style="text-align: right;">257,0</td></tr> </table> | Serie | 9,0 | Totalt | 257,0 | <p>Skott 3</p>  | <p>1: 10,1 ↗</p> <table border="1" style="width:100%; border-collapse: collapse;"> <tr><td>Serie</td><td style="text-align: right;">10,0</td></tr> <tr><td>Totalt</td><td style="text-align: right;">267,0</td></tr> </table> | Serie | 10,0 | Totalt | 267,0 |
| Serie | 9,0 | | | | | | | | | | |
| Totalt | 257,0 | | | | | | | | | | |
| Serie | 10,0 | | | | | | | | | | |
| Totalt | 267,0 | | | | | | | | | | |

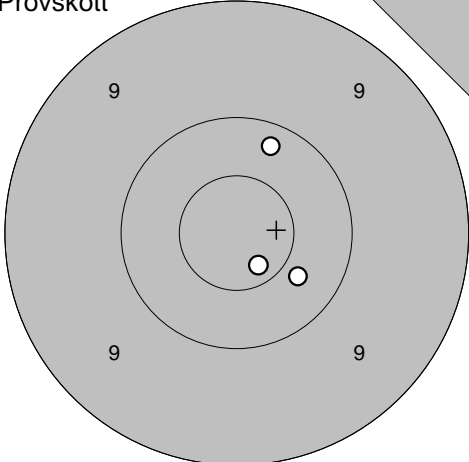
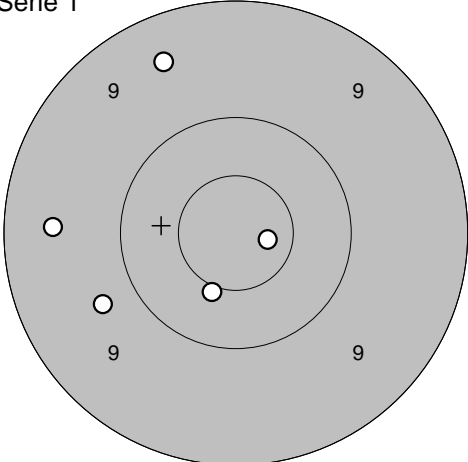
| | | | | | | | | | | | |
|---------------------------------------------------------------------------------------------------|-------------------------------------------------------------------------------------------------------------------------------------------------------------------------------------------------------------------------------|-------|------|--------|-------|-----------------------------------------------------------------------------------------------------|-----------------------------------------------------------------------------------------------------------------------------------------------------------------------------------------------------------------------------|-------|-----|--------|-------|
| <p>Skott 4</p>  | <p>1: 10,2 ↑</p> <table border="1" style="width:100%; border-collapse: collapse;"> <tr><td>Serie</td><td style="text-align: right;">10,0</td></tr> <tr><td>Totalt</td><td style="text-align: right;">277,0</td></tr> </table> | Serie | 10,0 | Totalt | 277,0 | <p>Skott 5</p>  | <p>1: 9,8 ↑</p> <table border="1" style="width:100%; border-collapse: collapse;"> <tr><td>Serie</td><td style="text-align: right;">9,0</td></tr> <tr><td>Totalt</td><td style="text-align: right;">286,0</td></tr> </table> | Serie | 9,0 | Totalt | 286,0 |
| Serie | 10,0 | | | | | | | | | | |
| Totalt | 277,0 | | | | | | | | | | |
| Serie | 9,0 | | | | | | | | | | |
| Totalt | 286,0 | | | | | | | | | | |

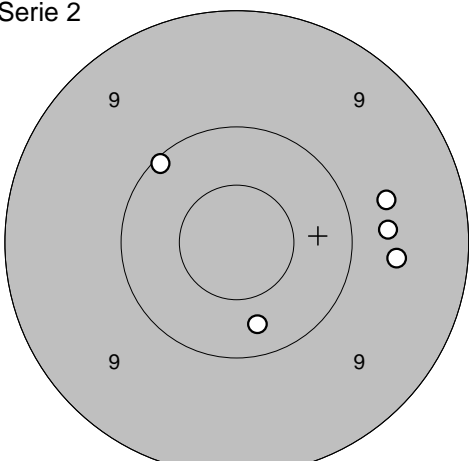
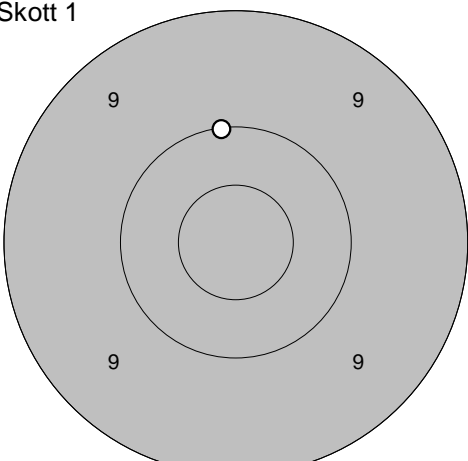
| | | | |
|------------------------------------------------------------------------------------------------------|-----------------------------------|------------------------------------------------------------------------------------------------------|-----------------------------------------------------------------|
| Provsrott  | 1: 10,2 ↘ 2: 9,6 ↑ 3: 9,7 ↙ | Serie 1  | 1: 10,7* ↗ 2: 10,6* ↘ 3: 10,1 ↑ 4: 10,0 ↗ 5: 10,2 ↗ |
| | Serie 28,0 Totalt 143,0 | | Serie 50,0 Totalt 193,0 |

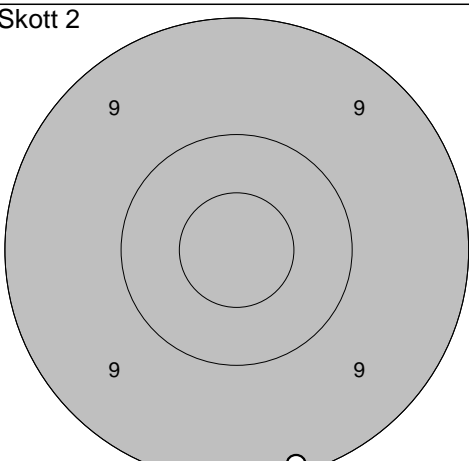
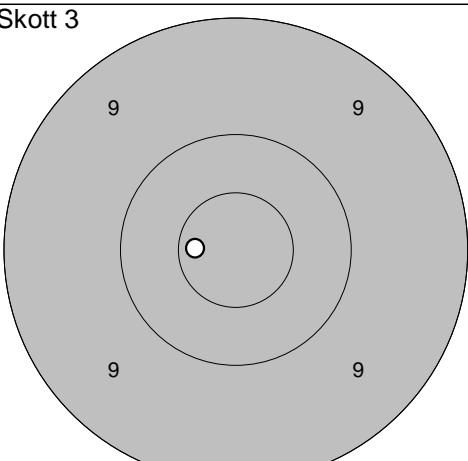
| | | | |
|-----------------------------------------------------------------------------------------------------|------------------------------------------------------------|-------------------------------------------------------------------------------------------------------|----------------------------|
| Serie 2  | 1: 10,1 ↑ 2: 9,5 ↗ 3: 9,6 ↘ 4: 10,3 ↘ 5: 9,4 ↘ | Skott 1  | 1: 10,8* ← |
| | Serie 47,0 Totalt 240,0 | | Serie 10,0 Totalt 250,0 |

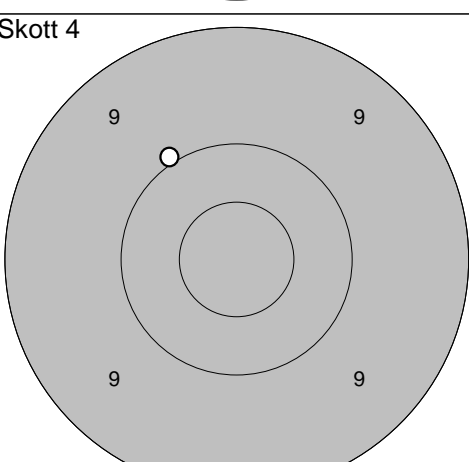
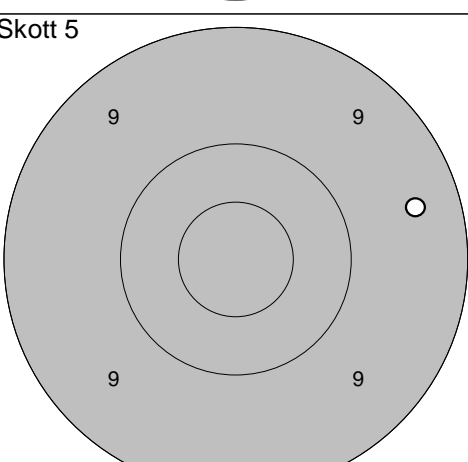
| | | | |
|------------------------------------------------------------------------------------------------------|---------------------------|--------------------------------------------------------------------------------------------------------|----------------------------|
| Skott 2  | 1: 9,5 ↘ | Skott 3  | 1: 10,0 ↑ |
| | Serie 9,0 Totalt 259,0 | | Serie 10,0 Totalt 269,0 |

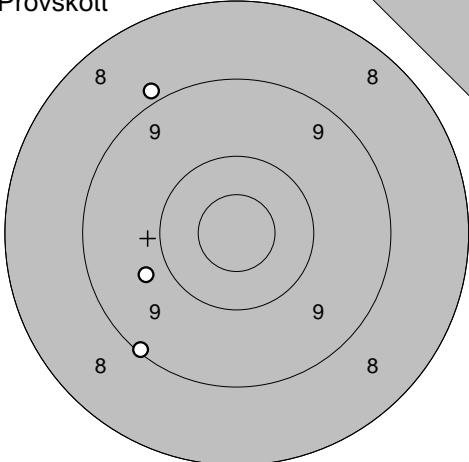
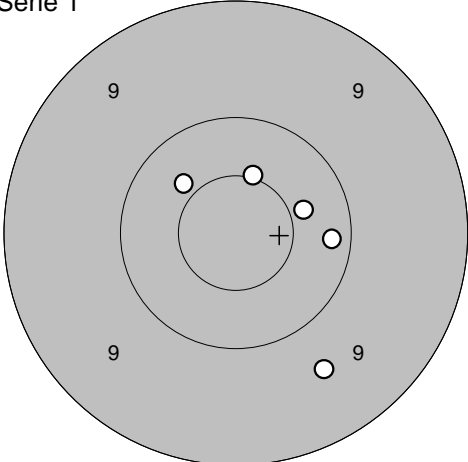
| | | | |
|------------------------------------------------------------------------------------------------------|----------------------------|--------------------------------------------------------------------------------------------------------|----------------------------|
| Skott 4  | 1: 10,3 ← | Skott 5  | 1: 10,2 ← |
| | Serie 10,0 Totalt 279,0 | | Serie 10,0 Totalt 289,0 |

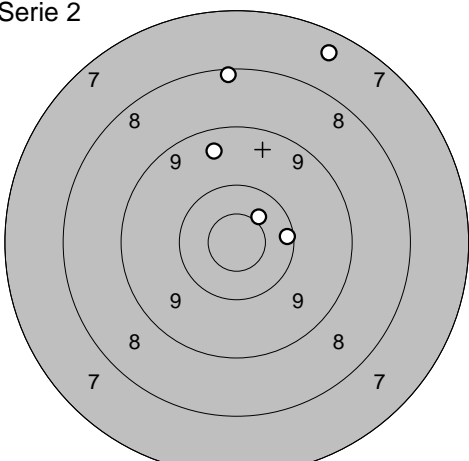
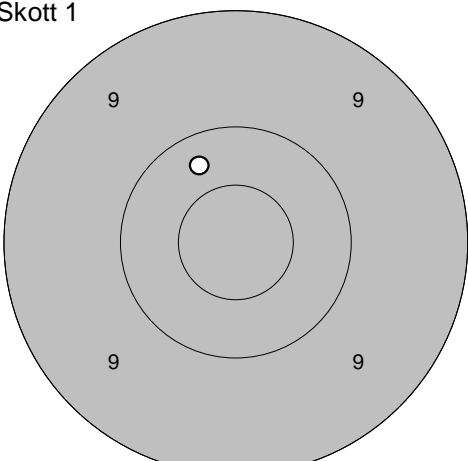
| | | | |
|-----------------------------------------------------------------------------------------------|--------------------------------------------------------------------------|-----------------------------------------------------------------------------------------------|--------------------------------------------------------------------------------------------------|
| Provsrott  | 1: 10,2 ↗ 2: 10,4 ↘ 3: 10,7* ↘ <hr/> Serie 30,0 Totalt 143,0 | Serie 1  | 1: 9,4 ↗ 2: 10,5* ↘ 3: 9,5 ← 4: 10,7* → 5: 9,7 ← <hr/> Serie 47,0 Totalt 190,0 |
|-----------------------------------------------------------------------------------------------|--------------------------------------------------------------------------|-----------------------------------------------------------------------------------------------|--------------------------------------------------------------------------------------------------|

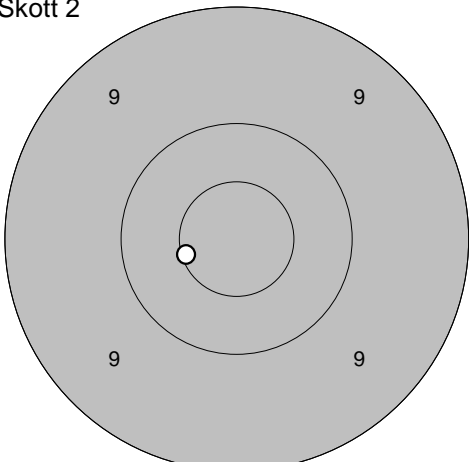
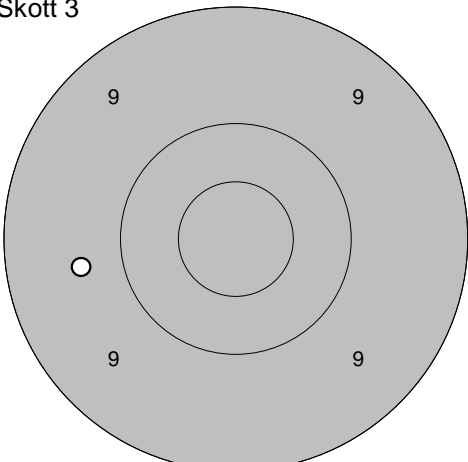
| | | | |
|----------------------------------------------------------------------------------------------|------------------------------------------------------------------------------------------------|------------------------------------------------------------------------------------------------|-----------------------------------------------|
| Serie 2  | 1: 10,1 ↖ 2: 9,7 → 3: 9,7 → 4: 10,3 ↘ 5: 9,6 → <hr/> Serie 47,0 Totalt 237,0 | Skott 1  | 1: 10,1 ↗ <hr/> Serie 10,0 Totalt 247,0 |
|----------------------------------------------------------------------------------------------|------------------------------------------------------------------------------------------------|------------------------------------------------------------------------------------------------|-----------------------------------------------|

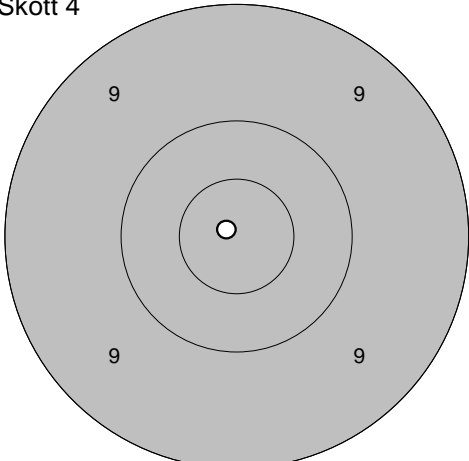
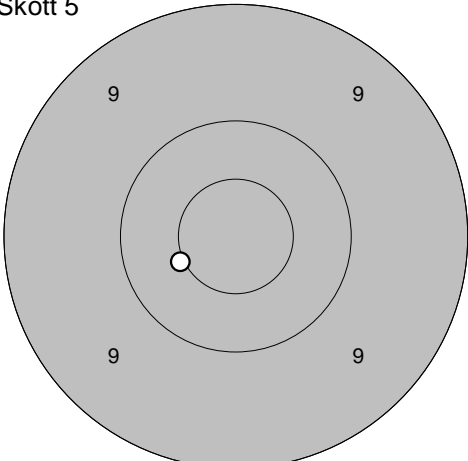
| | | | |
|-----------------------------------------------------------------------------------------------|---------------------------------------------|-------------------------------------------------------------------------------------------------|------------------------------------------------|
| Skott 2  | 1: 9,1 ↘ <hr/> Serie 9,0 Totalt 256,0 | Skott 3  | 1: 10,7* ← <hr/> Serie 10,0 Totalt 266,0 |
|-----------------------------------------------------------------------------------------------|---------------------------------------------|-------------------------------------------------------------------------------------------------|------------------------------------------------|

| | | | |
|-----------------------------------------------------------------------------------------------|-----------------------------------------------|-------------------------------------------------------------------------------------------------|---------------------------------------------|
| Skott 4  | 1: 10,0 ↗ <hr/> Serie 10,0 Totalt 276,0 | Skott 5  | 1: 9,4 → <hr/> Serie 9,0 Totalt 285,0 |
|-----------------------------------------------------------------------------------------------|-----------------------------------------------|-------------------------------------------------------------------------------------------------|---------------------------------------------|

| | | | | | | | | | | | |
|------------------------------------------------------------------------------------------------------|------------------------------------------------------------------------------------------------------------------------------------------------------------------------------------------------------------------------------------------------------------------------------------------------------------------------------|-------|------|--------|-------|------------------------------------------------------------------------------------------------------|-----------------------------------------------------------------------------------------------------------------------------------------------------------------------------------------------------------------------------------------------------------------------------------------------------------------------------------------------------------|-------|------|--------|-------|
| Provskott  | 1: 9,1 ↙ 2: 9,8 ← 3: 8,9 ↗ <table border="1" style="width:100%; border-collapse: collapse;"> <tr><td style="padding: 2px;">Serie</td><td style="text-align: right; padding: 2px;">26,0</td></tr> <tr><td style="padding: 2px;">Totalt</td><td style="text-align: right; padding: 2px;">135,0</td></tr> </table> | Serie | 26,0 | Totalt | 135,0 | Serie 1  | 1: 10,5* ↗ 2: 10,2 → 3: 9,6 ↘ 4: 10,4 → 5: 10,4 ↗ <table border="1" style="width:100%; border-collapse: collapse;"> <tr><td style="padding: 2px;">Serie</td><td style="text-align: right; padding: 2px;">49,0</td></tr> <tr><td style="padding: 2px;">Totalt</td><td style="text-align: right; padding: 2px;">184,0</td></tr> </table> | Serie | 49,0 | Totalt | 184,0 |
| Serie | 26,0 | | | | | | | | | | |
| Totalt | 135,0 | | | | | | | | | | |
| Serie | 49,0 | | | | | | | | | | |
| Totalt | 184,0 | | | | | | | | | | |

| | | | | | | | | | | | |
|-----------------------------------------------------------------------------------------------------|---------------------------------------------------------------------------------------------------------------------------------------------------------------------------------------------------------------------------------------------------------------------------------------------------------------------------------------------------------|-------|------|--------|-------|-------------------------------------------------------------------------------------------------------|---------------------------------------------------------------------------------------------------------------------------------------------------------------------------------------------------------------------------------------------------------------------------------------------------------------------------------------|-------|------|--------|-------|
| Serie 2  | 1: 10,2 → 2: 8,2 ↑ 3: 10,5* ↗ 4: 7,4 ↗ 5: 9,5 ↑ <table border="1" style="width:100%; border-collapse: collapse;"> <tr><td style="padding: 2px;">Serie</td><td style="text-align: right; padding: 2px;">44,0</td></tr> <tr><td style="padding: 2px;">Totalt</td><td style="text-align: right; padding: 2px;">228,0</td></tr> </table> | Serie | 44,0 | Totalt | 228,0 | Skott 1  | 1: 10,3 ↗ <table border="1" style="width:100%; border-collapse: collapse;"> <tr><td style="padding: 2px;">Serie</td><td style="text-align: right; padding: 2px;">10,0</td></tr> <tr><td style="padding: 2px;">Totalt</td><td style="text-align: right; padding: 2px;">238,0</td></tr> </table> | Serie | 10,0 | Totalt | 238,0 |
| Serie | 44,0 | | | | | | | | | | |
| Totalt | 228,0 | | | | | | | | | | |
| Serie | 10,0 | | | | | | | | | | |
| Totalt | 238,0 | | | | | | | | | | |

| | | | | | | | | | | | |
|------------------------------------------------------------------------------------------------------|----------------------------------------------------------------------------------------------------------------------------------------------------------------------------------------------------------------------------------------------------------------------------------------------------------------------------------------|-------|------|--------|-------|--------------------------------------------------------------------------------------------------------|-------------------------------------------------------------------------------------------------------------------------------------------------------------------------------------------------------------------------------------------------------------------------------------------------------------------------------------|-------|-----|--------|-------|
| Skott 2  | 1: 10,6* ← <table border="1" style="width:100%; border-collapse: collapse;"> <tr><td style="padding: 2px;">Serie</td><td style="text-align: right; padding: 2px;">10,0</td></tr> <tr><td style="padding: 2px;">Totalt</td><td style="text-align: right; padding: 2px;">248,0</td></tr> </table> | Serie | 10,0 | Totalt | 248,0 | Skott 3  | 1: 9,7 ← <table border="1" style="width:100%; border-collapse: collapse;"> <tr><td style="padding: 2px;">Serie</td><td style="text-align: right; padding: 2px;">9,0</td></tr> <tr><td style="padding: 2px;">Totalt</td><td style="text-align: right; padding: 2px;">257,0</td></tr> </table> | Serie | 9,0 | Totalt | 257,0 |
| Serie | 10,0 | | | | | | | | | | |
| Totalt | 248,0 | | | | | | | | | | |
| Serie | 9,0 | | | | | | | | | | |
| Totalt | 257,0 | | | | | | | | | | |

| | | | | | | | | | | | |
|------------------------------------------------------------------------------------------------------|----------------------------------------------------------------------------------------------------------------------------------------------------------------------------------------------------------------------------------------------------------------------------------------------------------------------------------------|-------|------|--------|-------|--------------------------------------------------------------------------------------------------------|----------------------------------------------------------------------------------------------------------------------------------------------------------------------------------------------------------------------------------------------------------------------------------------------------------------------------------------|-------|------|--------|-------|
| Skott 4  | 1: 10,9* ↗ <table border="1" style="width:100%; border-collapse: collapse;"> <tr><td style="padding: 2px;">Serie</td><td style="text-align: right; padding: 2px;">10,0</td></tr> <tr><td style="padding: 2px;">Totalt</td><td style="text-align: right; padding: 2px;">267,0</td></tr> </table> | Serie | 10,0 | Totalt | 267,0 | Skott 5  | 1: 10,5* ← <table border="1" style="width:100%; border-collapse: collapse;"> <tr><td style="padding: 2px;">Serie</td><td style="text-align: right; padding: 2px;">10,0</td></tr> <tr><td style="padding: 2px;">Totalt</td><td style="text-align: right; padding: 2px;">277,0</td></tr> </table> | Serie | 10,0 | Totalt | 277,0 |
| Serie | 10,0 | | | | | | | | | | |
| Totalt | 267,0 | | | | | | | | | | |
| Serie | 10,0 | | | | | | | | | | |
| Totalt | 277,0 | | | | | | | | | | |