



**EUROPEAN CHAMPIONSHIP 10M  
RIFLE / PISTOL / RUNNING TARGET  
ODENSE, DEN  
25 FEB – 3 MAR 2013**

**FINAL RESULTS  
10M AIR RIFLE MEN  
FINALS**

FRI 1 MAR 2013, START TIME 11:00

Rk	Bib No	Name	Nat	1st Comp. Stage		2nd Competition Stage - Elimination								Total	Remarks
1	6	RICHTER Sergey	ISR	<b>30.4</b>	<b>62.1</b>	<b>82.7</b>	<b>103.7</b>	<b>124.0</b>	<b>145.3</b>	<b>166.2</b>	<b>187.2</b>	<b>207.3</b>	<b>207.3</b>		
				9.7	10.7	10.1	10.6	10.0	10.7	10.1	10.9	10.6			
				10.2	10.5	10.5	10.4	10.3	10.6	10.8	10.1	9.5			
				10.5	10.5										
2	2	BUBNOVICH Vitali	BLR	<b>30.9</b>	<b>62.4</b>	<b>82.7</b>	<b>102.6</b>	<b>123.1</b>	<b>143.9</b>	<b>164.3</b>	<b>185.1</b>	<b>205.9</b>	<b>205.9</b>		
				10.2	10.3	9.7	10.3	10.0	10.1	10.2	10.5	10.6			
				10.2	10.5	10.6	9.6	10.5	10.7	10.2	10.3	10.2			
				10.5	10.7										
3	8	KURKI Juho	FIN	<b>30.3</b>	<b>61.9</b>	<b>81.7</b>	<b>101.7</b>	<b>122.5</b>	<b>142.1</b>	<b>163.0</b>	<b>182.1</b>		<b>182.1</b>		
				10.1	10.9	10.1	10.4	10.3	10.3	10.5	10.3				
				10.4	10.3	9.7	9.6	10.5	9.3	10.4	8.8				
				9.8	10.4										
4	4	HELLENBRAN D Peter	NED	<b>30.4</b>	<b>60.2</b>	<b>81.0</b>	<b>102.2</b>	<b>121.7</b>	<b>142.3</b>	<b>162.8</b>			<b>162.8</b>		
				9.8	10.6	10.8	10.4	9.4	10.5	10.5					
				10.6	9.5	10.0	10.8	10.1	10.1	10.0					
				10.0	9.7										
5	3	SCHALLENBER GER Nicolas	GER	<b>30.7</b>	<b>60.4</b>	<b>80.9</b>	<b>101.2</b>	<b>121.7</b>	<b>141.5</b>				<b>141.5</b>		
				10.5	10.1	9.8	10.3	10.3	9.9						
				10.1	9.9	10.7	10.0	10.2	9.9						
				10.1	9.7										
6	1	CAMPRIANI Niccolo	ITA	<b>29.2</b>	<b>59.4</b>	<b>79.9</b>	<b>100.9</b>	<b>119.9</b>					<b>119.9</b>		
				10.4	9.6	10.4	10.2	9.4							
				9.7	10.0	10.1	10.8	9.6							
				9.1	10.6										
7	7	SIDI Peter	HUN	<b>29.7</b>	<b>58.9</b>	<b>79.1</b>	<b>100.1</b>						<b>100.1</b>		
				10.0	10.7	10.3	10.2								
				10.7	9.6	9.9	10.8								
				9.0	8.9										
8	5	PRIKHODTCHE NKO Konstantin	RUS	<b>28.9</b>	<b>58.8</b>	<b>78.6</b>							<b>78.6</b>		
				9.7	10.5	9.2									
				9.9	9.6	10.6									
				9.3	9.8										



# EUROPEAN CHAMPIONSHIP 10M RIFLE / PISTOL / RUNNING TARGET ODENSE, DEN 25 FEB – 3 MAR 2013

## RESULTS 10M AIR RIFLE MEN QUALIFICATION

FRI 1 MAR 2013, START TIME 11:00

**(Records)**

WR	0.0 ISSF Rule Change: World Record not established yet	2013
ER	0.0 ISSF Rule Change: World Record not established yet	2013

Rank	FP	Bib No	Name	Nat	Series						Total	Remarks
					1	2	3	4	5	6		
1	55	1399	CAMPRIANI Niccolo	<u>ITA</u>	105.6	104.5	104.9	105.1	106.1	105.0	<b>631.2</b>	QF WR ER
2	44	1075	BUBNOVICH Vitali	<u>BLR</u>	105.1	104.4	104.0	104.8	104.6	103.2	<b>626.1</b>	QF
3	29	1328	SCHALLENBERGER Nicolas	<u>GER</u>	102.7	105.4	103.4	104.5	104.7	104.5	<b>625.2</b>	QF
4	41	1483	HELLENBRAND Peter	<u>NED</u>	103.5	104.8	105.3	102.7	104.7	104.1	<b>625.1</b>	QF
5	54	1589	PRIKHODTCHENKO Konstantin	<u>RUS</u>	103.9	103.6	102.8	105.8	104.2	104.5	<b>624.8</b>	QF
6	50	1389	RICHTER Sergey	<u>ISR</u>	103.8	105.1	104.9	104.8	103.2	102.8	<b>624.6</b>	QF
7	17	1360	SIDI Peter	<u>HUN</u>	103.6	103.9	104.2	105.2	103.8	103.7	<b>624.4</b>	QF
8	48	1230	KURKI Juho	FIN	103.7	104.1	103.2	104.1	105.2	103.7	<b>624.0</b>	QF
9	19	1077	CHARHEIKA Illia	<u>BLR</u>	102.8	104.4	103.2	104.3	106.0	103.2	<b>623.9</b>	WRJ ERJ
10	49	1710	SVENSSON Mikael	<u>SWE</u>	103.7	103.0	104.2	104.9	104.7	103.3	<b>623.8</b>	
11	40	1098	RIZOV Anton	BUL	101.9	103.3	105.1	102.3	105.9	104.5	<b>623.0</b>	
12	73	1138	HAMAN Vaclav	<u>CZE</u>	106.0	105.3	101.3	104.9	103.6	101.4	<b>622.5</b>	
13	64	1579	KRUGLOV Serguei	<u>RUS</u>	100.6	105.2	104.0	104.4	103.5	104.7	<b>622.4</b>	
14	30	1496	BAKKEN Ole Magnus	<u>NOR</u>	103.5	103.5	104.5	104.4	103.6	102.6	<b>622.1</b>	
15	42	1640	MIROSAVLJEV Nemanja	<u>SRB</u>	103.6	104.0	103.9	101.1	105.2	104.2	<b>622.0</b>	
16	9	1501	HANSEN Are	<u>NOR</u>	103.8	105.0	102.2	101.6	105.5	103.9	<b>622.0</b>	
17	43	1701	JONSSON Karl Johan	<u>SWE</u>	101.6	104.2	103.4	104.2	105.2	103.2	<b>621.8</b>	
18	46	1757	MELNYK Dmytro	<u>UKR</u>	102.6	104.6	105.4	102.3	103.7	103.0	<b>621.6</b>	
19	45	1221	HAKKINEN Henri	FIN	105.9	103.2	102.3	104.1	101.4	104.6	<b>621.5</b>	
20	57	1354	KAPAS Istvan	<u>HUN</u>	103.2	104.4	101.9	103.0	103.4	105.4	<b>621.3</b>	
21	71	1033	SCHMIRL Alexander	<u>AUT</u>	103.2	104.4	103.2	102.7	102.8	104.9	<b>621.2</b>	
22	58	1754	KULISH Serhiy	<u>UKR</u>	103.0	103.4	103.3	103.5	104.6	103.4	<b>621.2</b>	
23	39	1413	TRESSOLDI Simone	<u>ITA</u>	104.0	103.4	103.7	104.6	103.2	102.2	<b>621.1</b>	
24	16	1679	BALAZ Zoltan	SVK	101.9	104.0	103.6	104.1	104.1	103.2	<b>620.9</b>	
25	34	1593	SOKOLOV Denis	<u>RUS</u>	101.0	104.1	104.6	103.2	103.9	103.9	<b>620.7</b>	
26	61	1149	ROZSYPAL Ondrej	<u>CZE</u>	101.8	102.9	103.8	105.9	103.9	102.3	<b>620.6</b>	
27	72	1438	GIRULIS Karolis	LTU	103.4	104.2	102.7	104.0	103.7	102.5	<b>620.5</b>	
28	65	1194	GUTIERREZ Oscar	ESP	102.0	103.3	103.7	104.1	103.9	103.4	<b>620.4</b>	
29	52	1402	DE NICOLO Marco	<u>ITA</u>	103.9	103.3	103.7	103.4	105.5	100.4	<b>620.2</b>	
30	68	1671	ROUILLER Nicolas	<u>SUI</u>	104.2	102.1	103.1	104.4	101.8	104.1	<b>619.7</b>	
31	25	1668	LORETAN Pascal	<u>SUI</u>	103.0	102.7	102.2	103.7	105.5	102.2	<b>619.3</b>	



Rank	FP	Bib No	Name	Nat	Series						Total	Remarks
					1	2	3	4	5	6		
32	21	1317	JUSTUS Julian	<u>GER</u>	102.6	102.6	101.9	104.0	104.3	103.8	<b>619.2</b>	
33	38	1746	HALKIN Oleksandr	<u>UKR</u>	102.5	103.3	104.0	102.7	103.3	103.3	<b>619.1</b>	
34	31	1272	SAUVEPLANE Valerian	<u>FRA</u>	103.2	101.7	104.1	104.0	102.8	103.3	<b>619.1</b>	
35	70	1728	OZTURK Ibrahim	<u>TUR</u>	103.6	104.7	102.1	104.0	102.5	102.2	<b>619.1</b>	
36	66	1613	POTOCNIK Grega	<u>SLO</u>	100.9	105.6	101.5	104.1	105.1	101.7	<b>618.9</b>	
37	62	1387	MADLAL Leor Ovadia	<u>ISR</u>	100.8	103.3	102.4	103.5	104.1	104.2	<b>618.3</b>	
38	11	1170	KRISTIANSEN Rene	<u>DEN</u>	101.6	103.5	103.2	102.7	103.5	103.8	<b>618.3</b>	
39	36	1656	BEYELER Simon	<u>SUI</u>	102.6	102.2	104.3	102.2	103.9	102.9	<b>618.1</b>	
40	8	1486	NIKKELEN Denny	<u>NED</u>	103.2	103.1	101.6	103.6	104.1	102.4	<b>618.0</b>	
41	69	1029	PICKL Bernhard	<u>AUT</u>	103.4	103.4	103.2	103.4	102.6	101.9	<b>617.9</b>	
42	12	1316	JUNGHAEDEL Henri	<u>GER</u>	104.2	104.7	103.5	105.6	100.0	99.7	<b>617.7</b>	
43	24	1558	MOLDOVEANU Alin George	<u>ROU</u>	102.9	101.8	103.4	102.8	103.7	102.4	<b>617.0</b>	
44	60	1030	RASER Stefan	<u>AUT</u>	102.9	103.9	100.7	103.7	102.7	103.0	<b>616.9</b>	
45	59	1089	SHCHERBATSEVICH Yury	<u>BLR</u>	102.8	103.2	102.3	102.8	103.3	101.8	<b>616.2</b>	
46	15	1253	D HALLUIN Mickael	<u>FRA</u>	103.7	103.7	102.3	102.5	101.7	102.2	<b>616.1</b>	
47	28	1637	MARKOVIC Dragan	<u>SRB</u>	103.9	101.1	101.6	102.2	101.8	104.9	<b>615.5</b>	
48	13	1268	PIASECKI Pierre Edmond	<u>FRA</u>	101.6	102.6	103.0	103.2	100.9	104.1	<b>615.4</b>	
49	33	1642	PLETIKOSIC Stevan	<u>SRB</u>	101.6	101.5	103.9	101.5	103.8	103.0	<b>615.3</b>	
50	20	1289	PARR Kenneth	<u>GBR</u>	102.9	103.8	102.6	103.0	103.1	99.6	<b>615.0</b>	
51	74	1719	AKGUN Omer	<u>TUR</u>	102.4	100.2	102.8	102.2	103.2	103.4	<b>614.2</b>	
52	47	1196	LOPEZ Javier	<u>ESP</u>	103.7	101.6	103.4	101.3	101.6	102.4	<b>614.0</b>	
53	63	1443	SIMOKAITIS Tomas	<u>LTU</u>	98.9	104.2	102.8	104.1	103.1	100.8	<b>613.9</b>	
54	22	1504	LARSEN Jonas Engebret	<u>NOR</u>	103.6	102.6	101.1	101.2	102.6	102.7	<b>613.8</b>	
55	10	1370	VERES Adam Laszlo	<u>HUN</u>	102.3	101.1	101.0	101.2	104.6	102.3	<b>612.5</b>	
56	32	1150	SMOL Petr	<u>CZE</u>	101.9	102.5	104.0	101.3	99.9	102.0	<b>611.6</b>	
57	27	1707	PERSSON Jorgen	<u>SWE</u>	102.4	101.0	101.9	101.6	102.4	101.5	<b>610.8</b>	
58	35	1166	FLECKS Morten	<u>DEN</u>	100.1	101.0	102.0	101.2	103.2	102.1	<b>609.6</b>	
59	37	1384	EGOZI Doron	<u>ISR</u>	100.4	102.6	101.3	100.6	101.5	100.7	<b>607.1</b>	
60	14	1177	PEDERSEN Lars Oerum	<u>DEN</u>	97.6	101.7	99.9	102.9	102.0	101.2	<b>605.3</b>	
61	51	1547	ORFAO Rodolfo	<u>POR</u>	101.8	100.9	99.6	100.4	101.7	100.7	<b>605.1</b>	
62	23	1545	FRANCO PEREIRA Jose Julio	<u>POR</u>	99.8	99.6	101.8	100.5	100.2	100.7	<b>602.6 A 2</b>	
63	53	1475	TOMOVIC Zeljko	<u>MNE</u>	98.8	101.2	100.2	100.3	99.0	102.3	<b>601.8</b>	
64	67	1055	BRUNIN Maxime	<u>BEL</u>	100.0	98.7	101.2	97.9	102.0	101.6	<b>601.4</b>	
65	56	1489	THEUNISSEN Thijs	<u>NED</u>	100.8	98.2	99.9	98.2	101.8	98.1	<b>597.0</b>	
66	18	1544	FERREIRA Helder	<u>POR</u>	99.4	96.9	96.1	99.7	101.9	100.4	<b>594.4</b>	

Protest Date / Time:

### Summary

Number of shooters on this list: 66; Total number of shooters: 66; Total number of teams: 17

### A 2 Shooter 1545 FRANCO PEREIRA Jose Julio (POR) - ISSF Rule 6.11.7.1. Too many shots in event

### Legend

H jg'K cf'X'UbX'9i fcdYUb'FYWcfXg'UFYdfcj jg'jcbU'j'b'&\$%

F37E1B4D

— Team Member ER European Record QF Qualified for Finals  
 WR World Record

Version of 1 MAR 2013, 12:21

Q100000IA0103131100.1.AR60.0.001.pdf

86F7

4

Page 2 of 2





# EUROPEAN CHAMPIONSHIP 10M RIFLE / PISTOL / RUNNING TARGET ODENSE, DEN 25 FEB – 3 MAR 2013

## RESULTS 10M AIR RIFLE MEN TEAM

FRI 1 MAR 2013, START TIME 11:00

**(Records)**

WR	0.0 ISSF Rule Change: World Record not established yet	2013
ER	0.0 ISSF Rule Change: World Record not established yet	2013

Rank	Bib No	Name	Series						Total	Remarks
			1	2	3	4	5	6		
<b>1</b>		<b>ITA - Italy</b>	<b>313.5</b>	<b>311.2</b>	<b>312.3</b>	<b>313.1</b>	<b>314.8</b>	<b>307.6</b>	<b>1872.5</b>	<b>WR ER</b>
	1399	CAMPRIANI Niccolo	105.6	104.5	104.9	105.1	106.1	105.0	<b>631.2</b>	
	1413	TRESSOLDI Simone	104.0	103.4	103.7	104.6	103.2	102.2	<b>621.1</b>	
	1402	DE NICOLO Marco	103.9	103.3	103.7	103.4	105.5	100.4	<b>620.2</b>	
<b>2</b>		<b>RUS - Russian Federation</b>	<b>305.5</b>	<b>312.9</b>	<b>311.4</b>	<b>313.4</b>	<b>311.6</b>	<b>313.1</b>	<b>1867.9</b>	
	1589	PRIKHODTCHENKO Konstantin	103.9	103.6	102.8	105.8	104.2	104.5	<b>624.8</b>	
	1579	KRUGLOV Serguei	100.6	105.2	104.0	104.4	103.5	104.7	<b>622.4</b>	
	1593	SOKOLOV Denis	101.0	104.1	104.6	103.2	103.9	103.9	<b>620.7</b>	
<b>3</b>		<b>BLR - Belarus</b>	<b>310.7</b>	<b>312.0</b>	<b>309.5</b>	<b>311.9</b>	<b>313.9</b>	<b>308.2</b>	<b>1866.2</b>	
	1077	CHARHEIKA Illia	102.8	104.4	103.2	104.3	106.0	103.2	<b>623.9</b>	
	1075	BUBNOVICH Vitali	105.1	104.4	104.0	104.8	104.6	103.2	<b>626.1</b>	
	1089	SHCHERBATSEVICH Yury	102.8	103.2	102.3	102.8	103.3	101.8	<b>616.2</b>	
<b>4</b>		<b>GER - Germany</b>	<b>309.5</b>	<b>312.7</b>	<b>308.8</b>	<b>314.1</b>	<b>309.0</b>	<b>308.0</b>	<b>1862.1</b>	
	1328	SCHALLENBERGER Nicolas	102.7	105.4	103.4	104.5	104.7	104.5	<b>625.2</b>	
	1317	JUSTUS Julian	102.6	102.6	101.9	104.0	104.3	103.8	<b>619.2</b>	
	1316	JUNGHAEDEL Henri	104.2	104.7	103.5	105.6	100.0	99.7	<b>617.7</b>	
<b>5</b>		<b>UKR - Ukraine</b>	<b>308.1</b>	<b>311.3</b>	<b>312.7</b>	<b>308.5</b>	<b>311.6</b>	<b>309.7</b>	<b>1861.9</b>	
	1754	KULISH Serhiy	103.0	103.4	103.3	103.5	104.6	103.4	<b>621.2</b>	
	1757	MELNYK Dmytro	102.6	104.6	105.4	102.3	103.7	103.0	<b>621.6</b>	
	1746	HALKIN Oleksandr	102.5	103.3	104.0	102.7	103.3	103.3	<b>619.1</b>	
<b>6</b>		<b>HUN - Hungary</b>	<b>309.1</b>	<b>309.4</b>	<b>307.1</b>	<b>309.4</b>	<b>311.8</b>	<b>311.4</b>	<b>1858.2</b>	
	1360	SIDI Peter	103.6	103.9	104.2	105.2	103.8	103.7	<b>624.4</b>	
	1354	KAPAS Istvan	103.2	104.4	101.9	103.0	103.4	105.4	<b>621.3</b>	
	1370	VERES Adam Laszlo	102.3	101.1	101.0	101.2	104.6	102.3	<b>612.5</b>	

Rank	Bib No	Name	Series						Total	Remarks
			1	2	3	4	5	6		
<b>7</b>		<b>NOR - Norway</b>	<b>310.9</b>	<b>311.1</b>	<b>307.8</b>	<b>307.2</b>	<b>311.7</b>	<b>309.2</b>	<b>1857.9</b>	
	1496	BAKKEN Ole Magnus	103.5	103.5	104.5	104.4	103.6	102.6	<b>622.1</b>	
	1501	HANSEN Are	103.8	105.0	102.2	101.6	105.5	103.9	<b>622.0</b>	
	1504	LARSEN Jonas Engebret	103.6	102.6	101.1	101.2	102.6	102.7	<b>613.8</b>	
<b>8</b>		<b>SUI - Switzerland</b>	<b>309.8</b>	<b>307.0</b>	<b>309.6</b>	<b>310.3</b>	<b>311.2</b>	<b>309.2</b>	<b>1857.1</b>	
	1671	ROUILLER Nicolas	104.2	102.1	103.1	104.4	101.8	104.1	<b>619.7</b>	
	1668	LORETAN Pascal	103.0	102.7	102.2	103.7	105.5	102.2	<b>619.3</b>	
	1656	BEYELER Simon	102.6	102.2	104.3	102.2	103.9	102.9	<b>618.1</b>	
<b>9</b>		<b>SWE - Sweden</b>	<b>307.7</b>	<b>308.2</b>	<b>309.5</b>	<b>310.7</b>	<b>312.3</b>	<b>308.0</b>	<b>1856.4</b>	
	1710	SVENSSON Mikael	103.7	103.0	104.2	104.9	104.7	103.3	<b>623.8</b>	
	1701	JONSSON Karl Johan	101.6	104.2	103.4	104.2	105.2	103.2	<b>621.8</b>	
	1707	PERSSON Jorgen	102.4	101.0	101.9	101.6	102.4	101.5	<b>610.8</b>	
<b>10</b>		<b>AUT - Austria</b>	<b>309.5</b>	<b>311.7</b>	<b>307.1</b>	<b>309.8</b>	<b>308.1</b>	<b>309.8</b>	<b>1856.0</b>	
	1033	SCHMIRL Alexander	103.2	104.4	103.2	102.7	102.8	104.9	<b>621.2</b>	
	1029	PICKL Bernhard	103.4	103.4	103.2	103.4	102.6	101.9	<b>617.9</b>	
	1030	RASER Stefan	102.9	103.9	100.7	103.7	102.7	103.0	<b>616.9</b>	
<b>11</b>		<b>CZE - Czech Republic</b>	<b>309.7</b>	<b>310.7</b>	<b>309.1</b>	<b>312.1</b>	<b>307.4</b>	<b>305.7</b>	<b>1854.7</b>	
	1138	HAMAN Vaclav	106.0	105.3	101.3	104.9	103.6	101.4	<b>622.5</b>	
	1149	ROZSYPAL Ondrej	101.8	102.9	103.8	105.9	103.9	102.3	<b>620.6</b>	
	1150	SMOL Petr	101.9	102.5	104.0	101.3	99.9	102.0	<b>611.6</b>	
<b>12</b>		<b>SRB - Serbia</b>	<b>309.1</b>	<b>306.6</b>	<b>309.4</b>	<b>304.8</b>	<b>310.8</b>	<b>312.1</b>	<b>1852.8</b>	
	1640	MIROSAVLJEV Nemanja	103.6	104.0	103.9	101.1	105.2	104.2	<b>622.0</b>	
	1637	MARKOVIC Dragan	103.9	101.1	101.6	102.2	101.8	104.9	<b>615.5</b>	
	1642	PLETIKOSIC Stevan	101.6	101.5	103.9	101.5	103.8	103.0	<b>615.3</b>	
<b>13</b>		<b>FRA - France</b>	<b>308.5</b>	<b>308.0</b>	<b>309.4</b>	<b>309.7</b>	<b>305.4</b>	<b>309.6</b>	<b>1850.6</b>	
	1272	SAUVEPLANE Valerian	103.2	101.7	104.1	104.0	102.8	103.3	<b>619.1</b>	
	1253	D HALLUIN Mickael	103.7	103.7	102.3	102.5	101.7	102.2	<b>616.1</b>	
	1268	PIASECKI Pierre Edmond	101.6	102.6	103.0	103.2	100.9	104.1	<b>615.4</b>	
<b>14</b>		<b>ISR - Israel</b>	<b>305.0</b>	<b>311.0</b>	<b>308.6</b>	<b>308.9</b>	<b>308.8</b>	<b>307.7</b>	<b>1850.0</b>	
	1389	RICHTER Sergey	103.8	105.1	104.9	104.8	103.2	102.8	<b>624.6</b>	
	1387	MADLAL Leor Ovadia	100.8	103.3	102.4	103.5	104.1	104.2	<b>618.3</b>	
	1384	EGOZI Doron	100.4	102.6	101.3	100.6	101.5	100.7	<b>607.1</b>	
<b>15</b>		<b>NED - Netherlands</b>	<b>307.5</b>	<b>306.1</b>	<b>306.8</b>	<b>304.5</b>	<b>310.6</b>	<b>304.6</b>	<b>1840.1</b>	
	1483	HELLENBRAND Peter	103.5	104.8	105.3	102.7	104.7	104.1	<b>625.1</b>	
	1486	NIKKELEN Denny	103.2	103.1	101.6	103.6	104.1	102.4	<b>618.0</b>	
	1489	THEUNISSEN Thijs	100.8	98.2	99.9	98.2	101.8	98.1	<b>597.0</b>	

Rank	Bib No	Name	Series						Total	Remarks
			1	2	3	4	5	6		
<b>16</b>		<b>DEN - Denmark</b>	<b>299.3</b>	<b>306.2</b>	<b>305.1</b>	<b>306.8</b>	<b>308.7</b>	<b>307.1</b>	<b>1833.2</b>	
	1170	KRISTIANSEN Rene	101.6	103.5	103.2	102.7	103.5	103.8	<b>618.3</b>	
	1166	FLECKS Morten	100.1	101.0	102.0	101.2	103.2	102.1	<b>609.6</b>	
	1177	PEDERSEN Lars Oerum	97.6	101.7	99.9	102.9	102.0	101.2	<b>605.3</b>	
<b>17</b>		<b>POR - Portugal</b>	<b>301.0</b>	<b>297.4</b>	<b>297.5</b>	<b>300.6</b>	<b>303.8</b>	<b>301.8</b>	<b>1802.1</b>	
	1547	ORFAO Rodolfo	101.8	100.9	99.6	100.4	101.7	100.7	<b>605.1</b>	
	1545	FRANCO PEREIRA Jose Julio	99.8	99.6	101.8	100.5	100.2	100.7	<b>602.6 A 2</b>	
	1544	FERREIRA Helder	99.4	96.9	96.1	99.7	101.9	100.4	<b>594.4</b>	

Protest Date / Time:

#### Summary

Number of shooters on this list: 51; Total number of shooters: 66; Total number of teams: 17

**A 2 Shooter 1545 FRANCO PEREIRA Jose Julio (POR) - ISSF Rule 6.11.7.1 Too many shots in event**

#### Legend

This World and European Records are provisional in 2013

8ACC6F3C

ER European Record

QF

Qualified for Finals

WR

World Record

Version of 1 MAR 2013, 12:20

Q100000TA0103131100.1.AR60.0.001.pdf

86F7

4

Page 3 of 3



# European Championship 10m Odense

European Championship 10m  
Odense, Denmark  
25 February - 3 March 2013



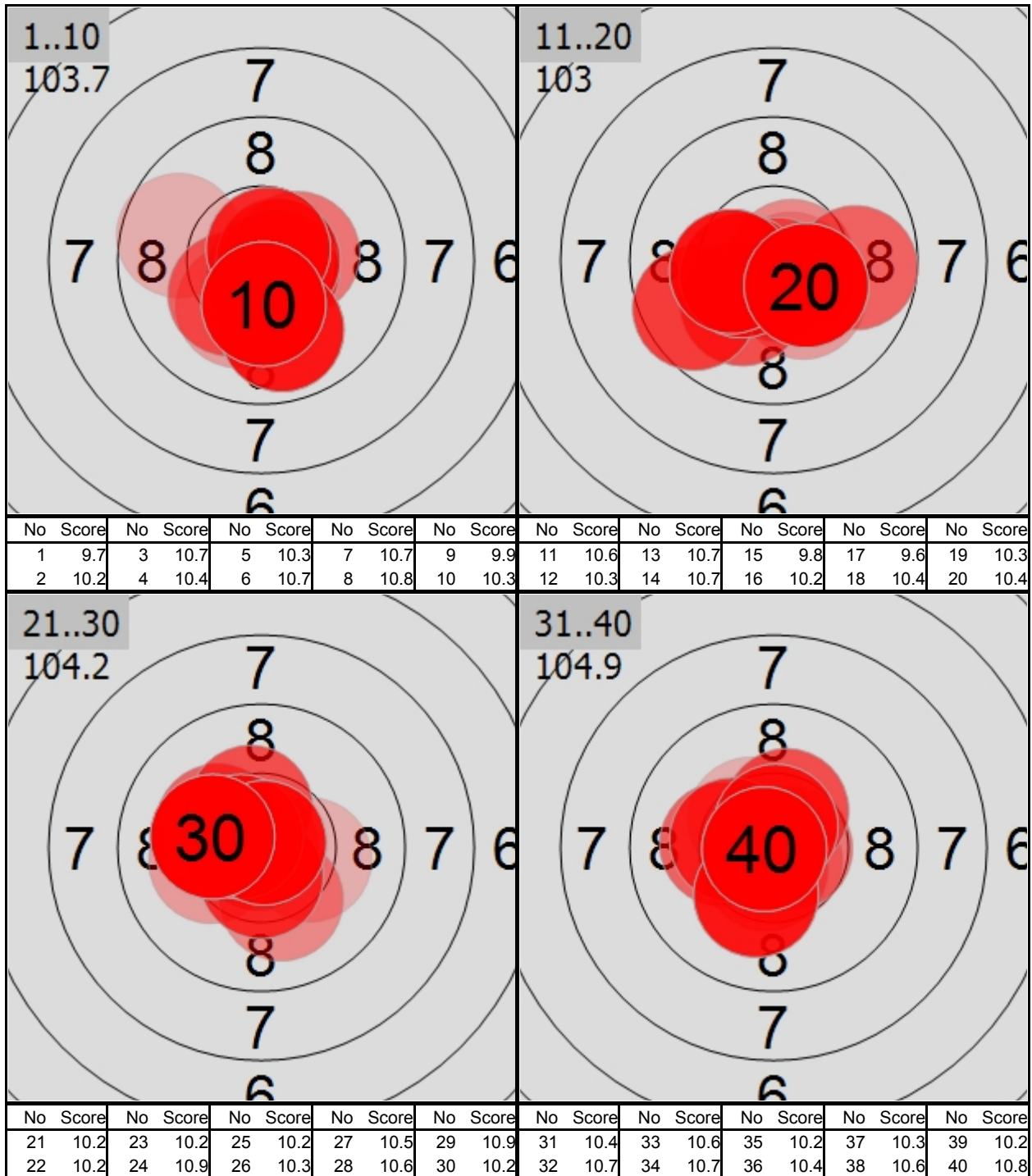
## 10M AIR RIFLE MEN SVENSSON Mikael SWE



623.8 Points

### Qualification

FRI 1 MAR 2013 11:00



# European Championship 10m Odense

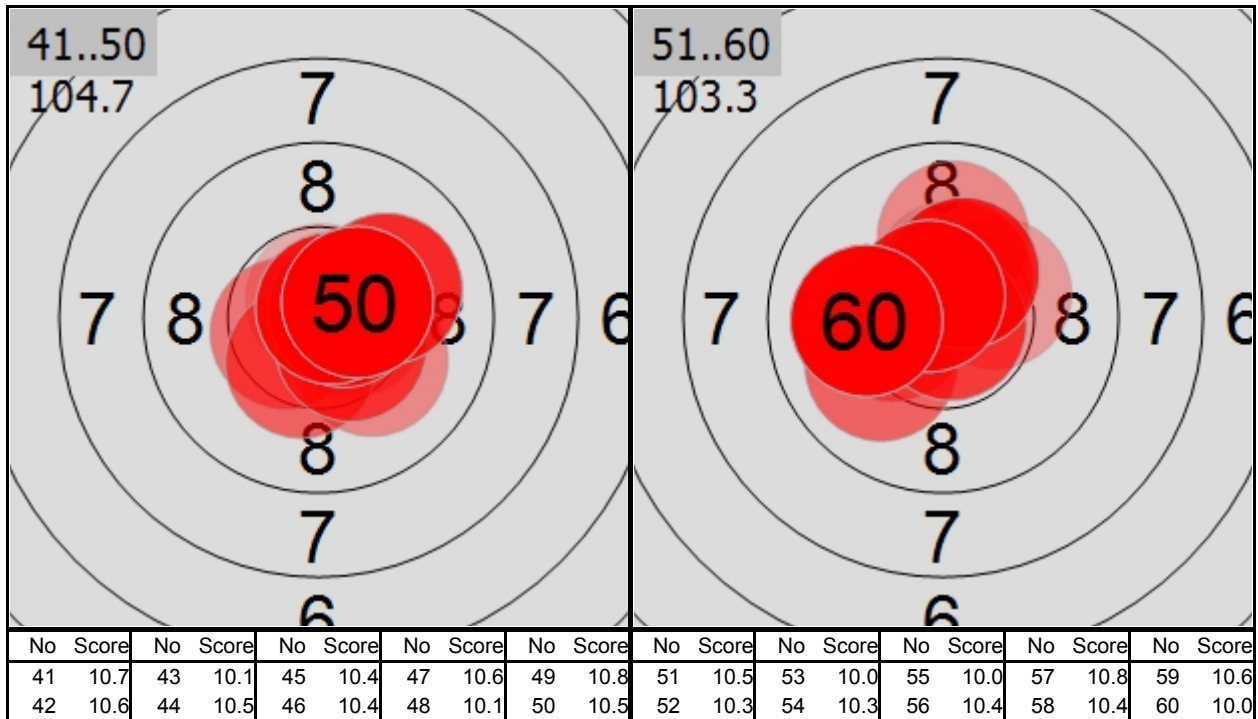
European Championship 10m  
Odense, Denmark  
25 February - 3 March 2013



## 10M AIR RIFLE MEN SVENSSON Mikael SWE



623.8 Points





# European Championship 10m Odense

European Championship 10m  
Odense, Denmark  
25 February - 3 March 2013



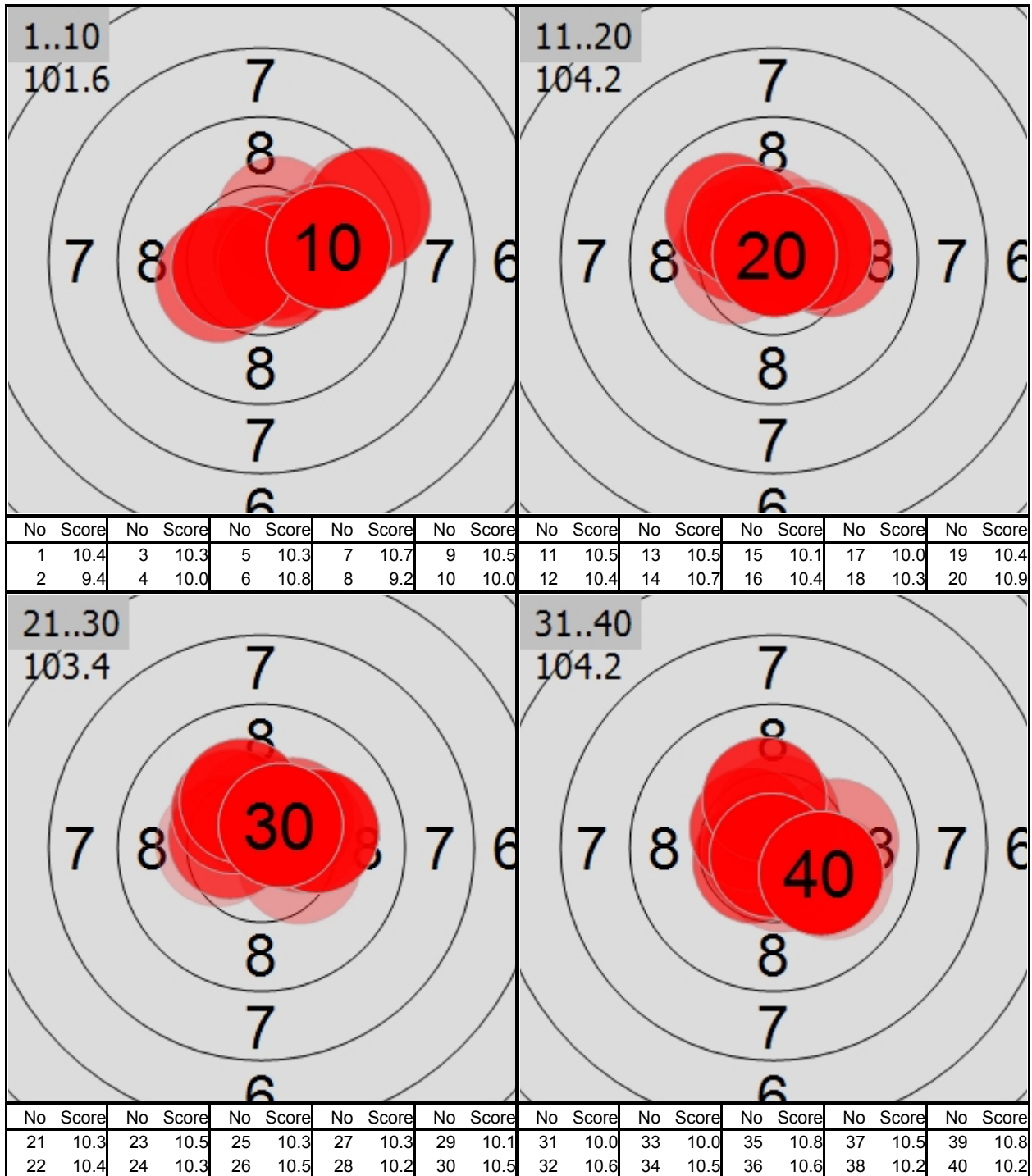
## 10M AIR RIFLE MEN JONSSON Karl Johan SWE



621.8 Points

### Qualification

FRI 1 MAR 2013 11:00



# European Championship 10m Odense

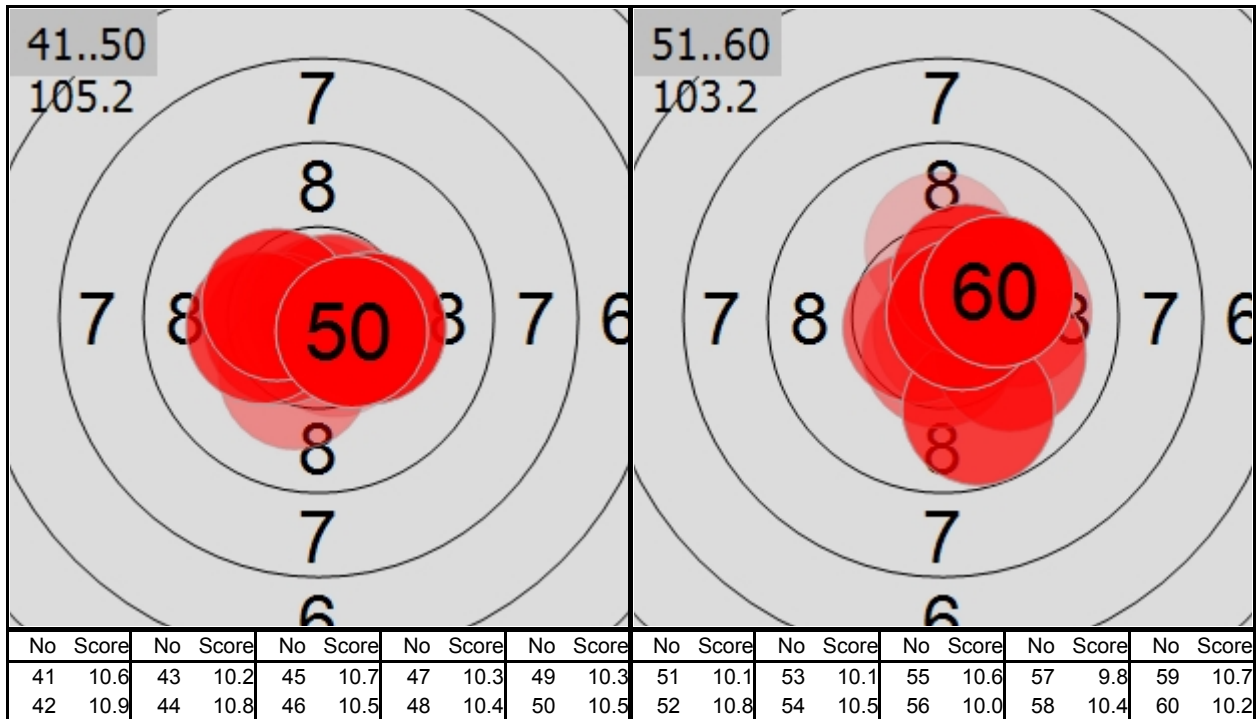
European Championship 10m  
Odense, Denmark  
25 February - 3 March 2013



## 10M AIR RIFLE MEN JONSSON Karl Johan SWE



621.8 Points



# European Championship 10m Odense

European Championship 10m  
Odense, Denmark  
25 February - 3 March 2013



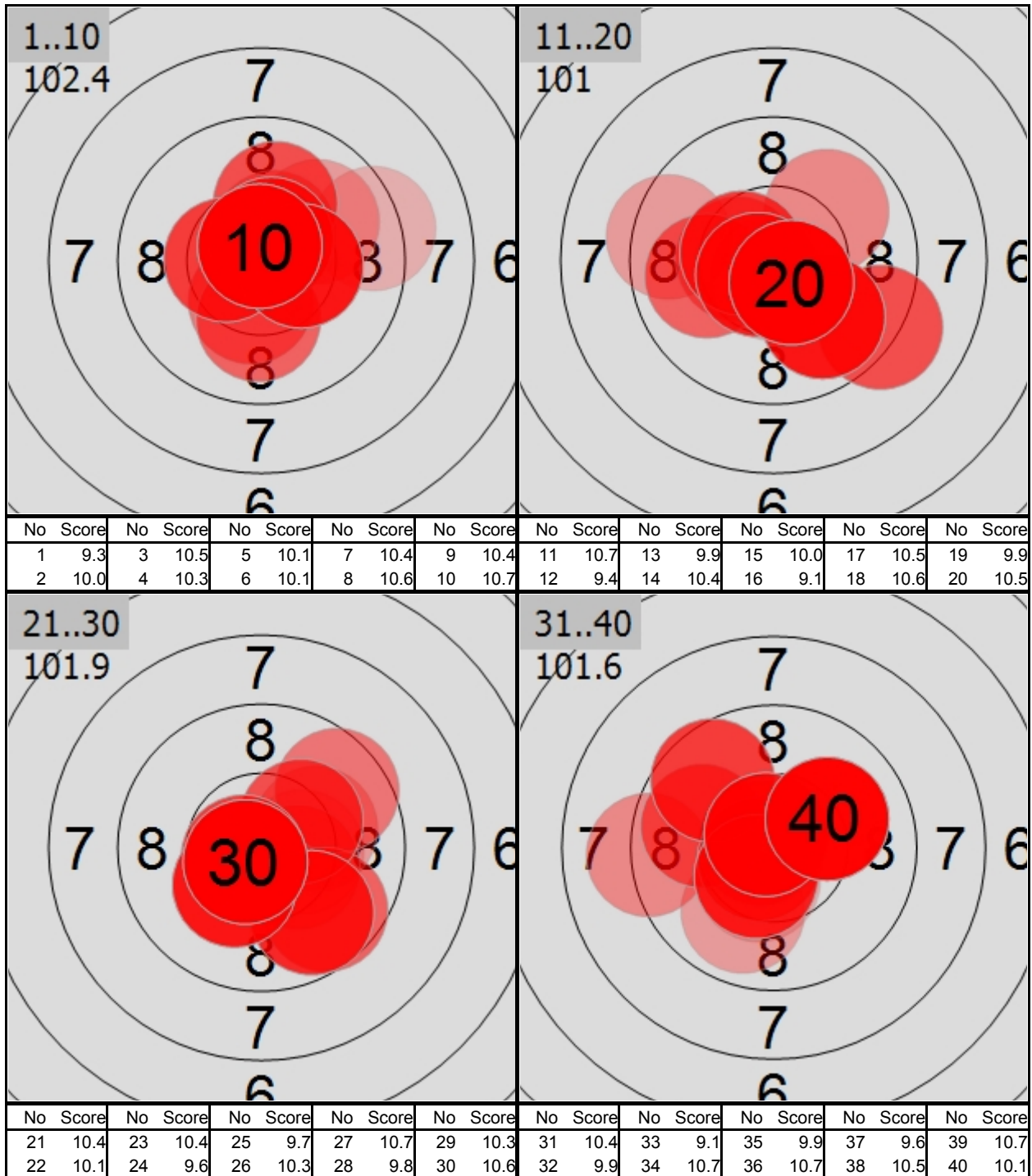
## 10M AIR RIFLE MEN PERSSON Jorgen SWE



610.8 Points

### Qualification

FRI 1 MAR 2013 11:00



# European Championship 10m Odense

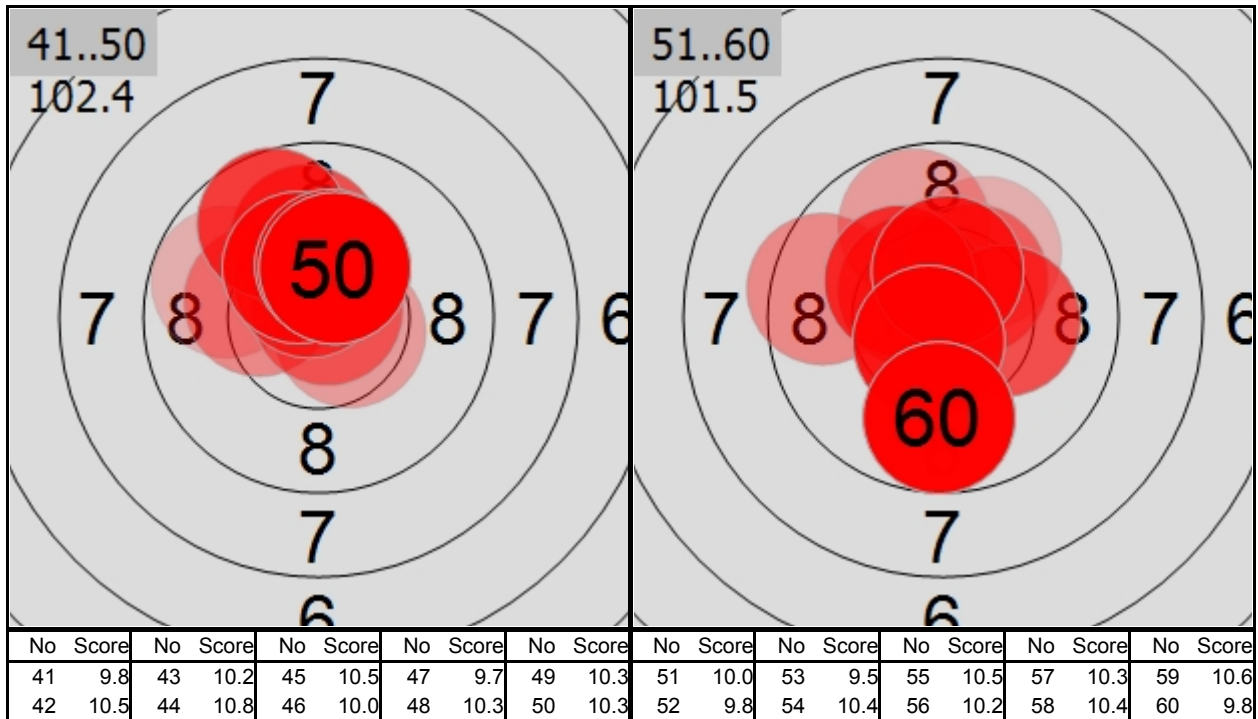
European Championship 10m  
Odense, Denmark  
25 February - 3 March 2013



## 10M AIR RIFLE MEN PERSSON Jorgen SWE



610.8 Points



# European Championship 10m Odense

European Championship 10m  
Odense, Denmark  
25 February - 3 March 2013

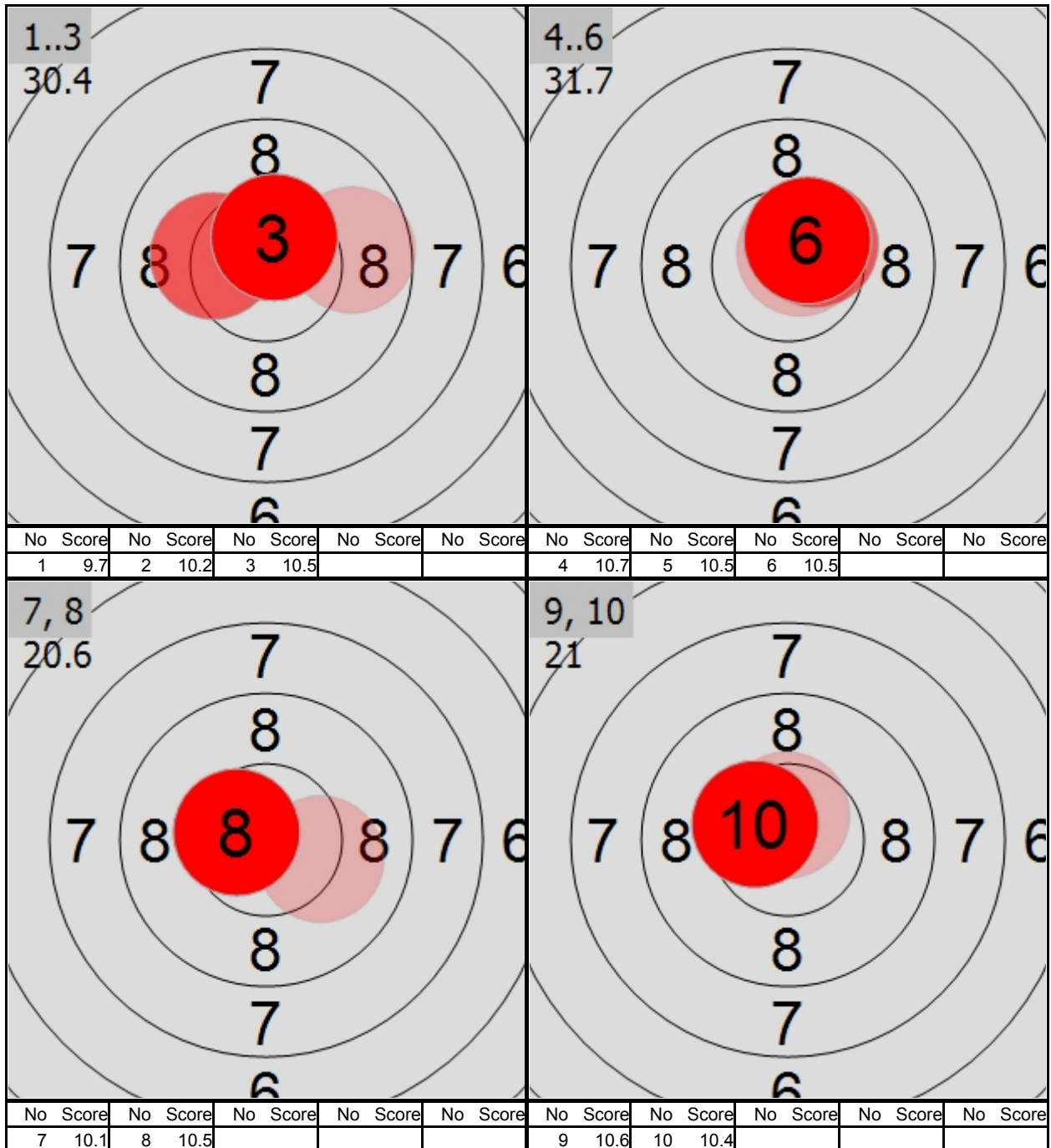


## 10M AIR RIFLE MEN RICHTER Sergey ISR (624.6) 625.0 Points



Final

FRI 1 MAR 2013 11:00



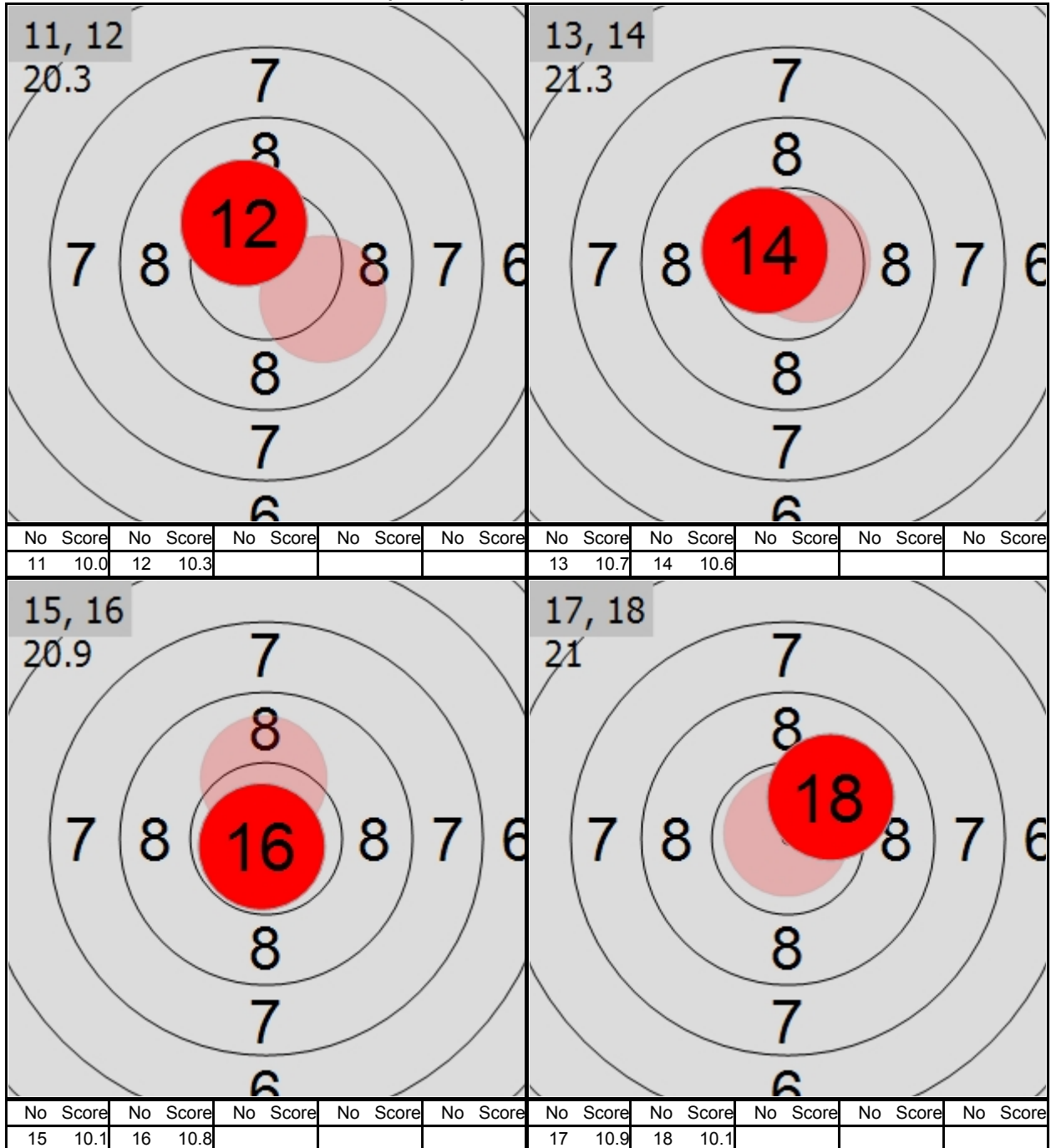
# European Championship 10m Odense

European Championship 10m  
Odense, Denmark  
25 February - 3 March 2013



## 10M AIR RIFLE MEN RICHTER Sergey ISR

(624.6) 625.0 Points



# European Championship 10m Odense

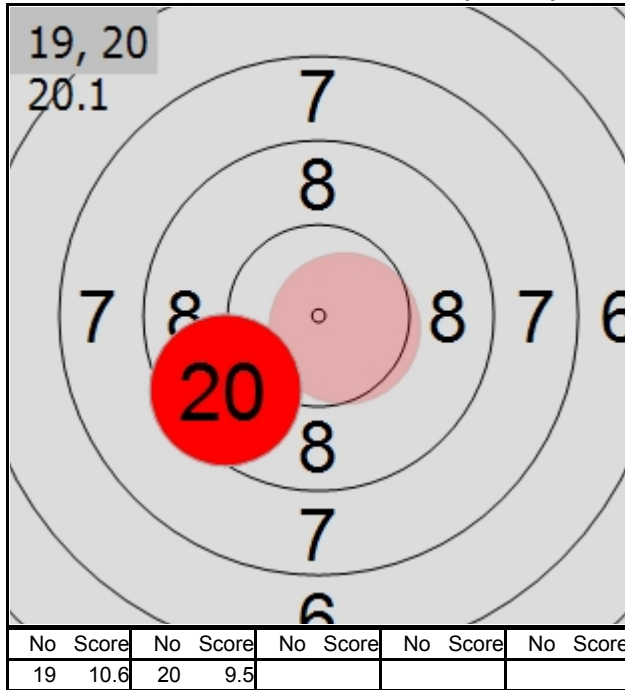
European Championship 10m  
Odense, Denmark  
25 February - 3 March 2013



## 10M AIR RIFLE MEN RICHTER Sergey ISR



(624.6) 625.0 Points



# European Championship 10m Odense

European Championship 10m  
Odense, Denmark  
25 February - 3 March 2013

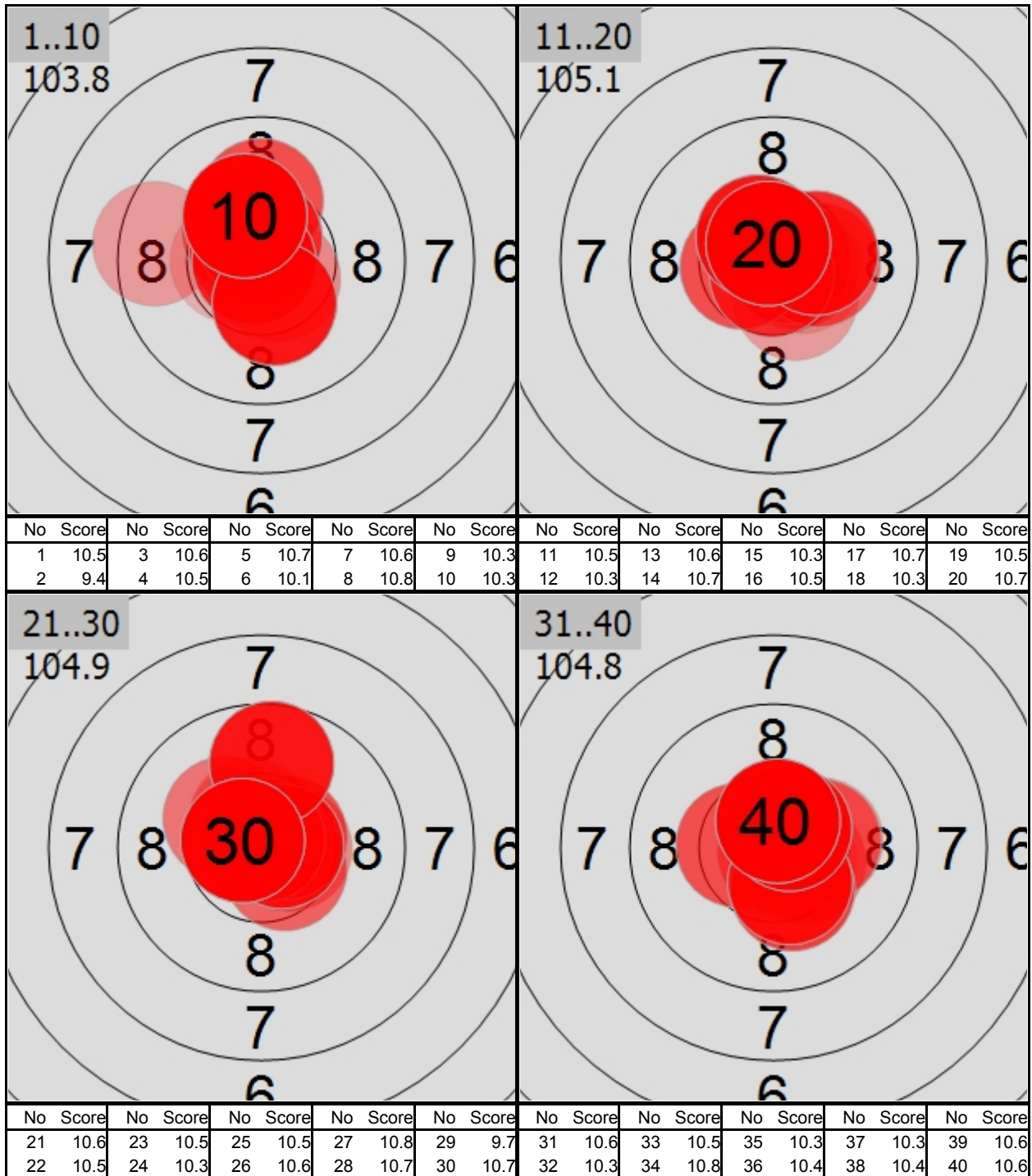


## 10M AIR RIFLE MEN RICHTER Sergey ISR (624.6) 625.0 Points



### Qualification

FRI 1 MAR 2013 11:00





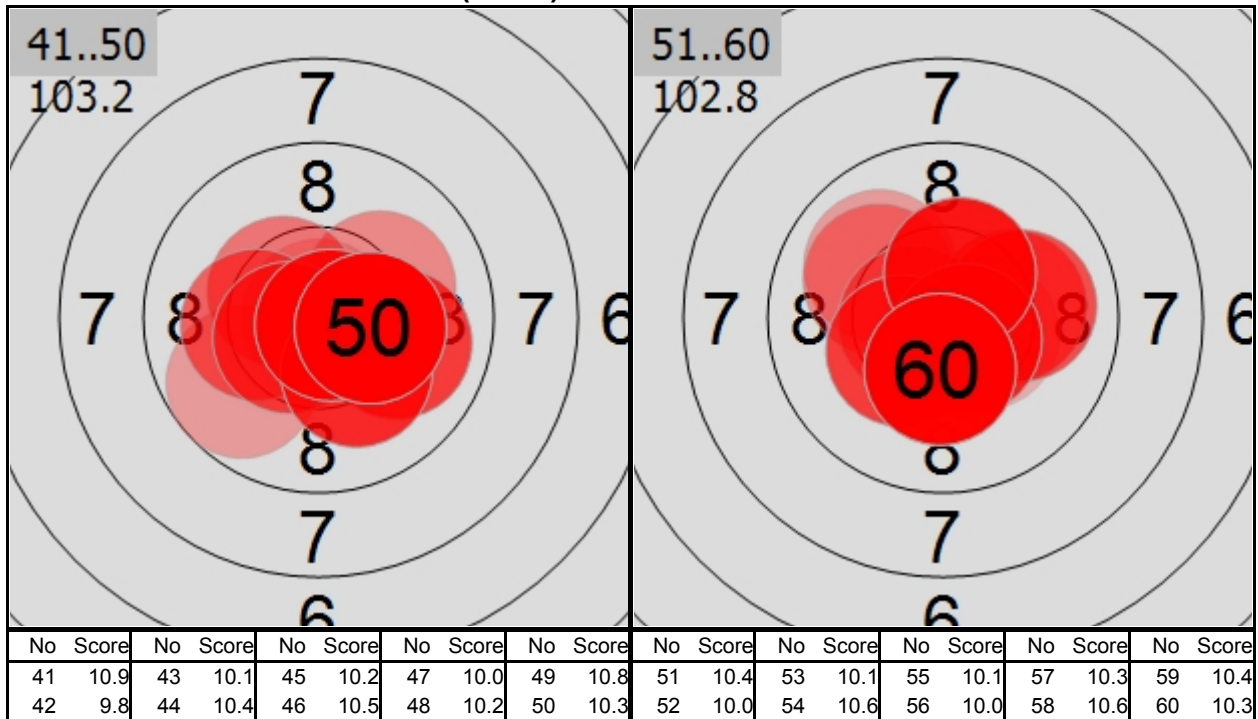
# European Championship 10m Odense

European Championship 10m  
Odense, Denmark  
25 February - 3 March 2013



## 10M AIR RIFLE MEN RICHTER Sergey ISR

(624.6) 625.0 Points





**EUROPEAN CHAMPIONSHIP 10M  
RIFLE / PISTOL / RUNNING TARGET  
ODENSE, DEN  
25 FEB - 3 MAR 2013**

**FINAL RESULTS  
10M AIR RIFLE WOMEN  
FINALS**

SAT 2 MAR 2013, START TIME 11:15

Rk	Bib No	Name	Nat	1st Comp. Stage	2nd Competition Stage - Elimination								Total	Remarks
1	4	UNGERANK Lisa	AUT	<b>31.0</b> 10.8 10.0 10.2	<b>62.6</b> 10.6 10.8 10.2	<b>83.6</b> 10.5 10.5 10.5	<b>104.5</b> 10.4 10.5 10.5	<b>125.3</b> 10.3 10.5 10.1	<b>146.0</b> 10.6 10.0 10.7	<b>166.3</b> 10.3 10.4 10.3	<b>187.4</b> 10.4 10.6 10.6	<b>208.3</b> 10.3 10.6 10.6	<b>208.3</b>	
2	8	PICA Martina	ITA	<b>31.8</b> 10.7 10.6 10.5	<b>62.5</b> 10.0 10.5 10.2	<b>82.8</b> 9.7 10.6 10.5	<b>104.3</b> 10.7 10.8 10.8	<b>124.6</b> 10.4 9.9 10.8	<b>145.9</b> 10.5 10.8 10.6	<b>166.9</b> 10.4 10.6 9.1	<b>186.1</b> 10.1 10.1 10.1	<b>206.3</b> 10.1 10.1 10.1	<b>206.3</b>	
3	2	DVORSAK Ziva	SLO	<b>30.0</b> 10.4 9.5 10.1	<b>61.4</b> 10.1 10.9 10.4	<b>82.5</b> 10.6 10.5 10.3	<b>103.3</b> 10.5 10.3 10.3	<b>123.1</b> 9.5 10.3 10.7	<b>144.3</b> 10.5 10.6 9.8	<b>164.7</b> 10.5 10.6 10.7	<b>185.9</b> 10.5 10.5 10.7	<b>185.9</b>		
4	7	MAGER Jessica	GER	<b>31.1</b> 10.4 10.1 10.6	<b>62.1</b> 10.3 10.5 10.2	<b>82.3</b> 10.1 10.1 10.1	<b>102.2</b> 9.8 10.1 10.1	<b>122.9</b> 10.0 10.7 10.1	<b>143.8</b> 10.8 10.1 10.2	<b>163.5</b> 9.5 10.1 10.2	<b>163.5</b>			
5	5	ARSOVIC Andrea	SRB	<b>31.5</b> 10.2 10.8 10.5	<b>61.9</b> 10.2 10.1 10.1	<b>82.0</b> 10.2 9.9 10.1	<b>102.1</b> 10.0 10.1 10.3	<b>122.7</b> 10.3 10.3 10.3	<b>143.5</b> 10.5 10.3 10.3	<b>143.5</b>				
6	6	TYKHOVA Daria	UKR	<b>29.9</b> 9.7 9.8 10.4	<b>60.2</b> 9.9 10.0 10.4	<b>80.6</b> 10.1 10.3 10.2	<b>100.8</b> 10.0 10.2 10.6	<b>121.7</b> 10.3 10.6 10.6	<b>121.7</b>					
7	3	VEGA Nuria	ESP	<b>29.9</b> 9.9 10.2 9.8	<b>59.6</b> 10.7 9.2 9.8	<b>80.0</b> 10.1 10.3 9.8	<b>99.1</b> 9.3 9.8 9.8	<b>99.1</b>						
8	1	MAKSIMOVIC Ivana	SRB	<b>30.1</b> 9.9 10.3 9.9	<b>59.6</b> 10.1 9.8 9.6	<b>79.4</b> 9.5 10.3 9.6	<b>79.4</b>							



# EUROPEAN CHAMPIONSHIP 10M RIFLE / PISTOL / RUNNING TARGET ODENSE, DEN 25 FEB – 3 MAR 2013

## RESULTS 10M AIR RIFLE WOMEN QUALIFICATION

SAT 2 MAR 2013, START TIME 11:15

**(Records)**

WR	0.0 ISSF Rule Change: World Record not established yet	2013
ER	0.0 ISSF Rule Change: World Record not established yet	2013

Rank	FP	Bib No	Name	Nat	Series				Total	Remarks
					1	2	3	4		
1	16	1636	MAKSIMOVIC Ivana	<u>SRB</u>	104.1	104.7	103.6	105.6	418.0	QF WR ER
2	65	1609	DVORSAK Ziva	<u>SLO</u>	103.4	104.8	104.1	104.5	416.8	QF
3	68	1200	VEGA Nuria	<u>ESP</u>	104.5	103.8	104.4	103.3	416.0	QF
4	31	1036	UNGERANK Lisa	<u>AUT</u>	104.0	103.7	103.1	104.6	415.4	QF
5	35	1632	ARSOVIC Andrea	<u>SRB</u>	104.1	102.7	103.1	105.1	415.0	QF
6	12	1771	TYKHOVA Daria	<u>UKR</u>	103.0	102.7	103.8	105.4	414.9	QF
7	20	1324	MAGER Jessica	<u>GER</u>	103.2	106.3	103.9	101.5	414.9	QF
8	30	1407	PICA Martina	<u>ITA</u>	103.0	105.6	103.7	102.4	414.7	QF
9	43	1416	ZUBLASING Petra	<u>ITA</u>	102.2	103.8	104.6	103.7	414.3	
10	63	1411	SENA Sabrina	<u>ITA</u>	102.6	104.2	103.6	103.5	413.9	
11	54	1152	SYKOROVA Adela	<u>CZE</u>	102.5	104.2	105.6	101.6	413.9	
12	29	1022	HOFMANN Olivia	<u>AUT</u>	104.2	105.2	102.3	102.1	413.8	
13	3	1326	PREDIGER Maren	<u>GER</u>	102.4	104.0	103.8	103.5	413.7	
14	40	1600	VDOVINA Daria	<u>RUS</u>	104.2	103.7	101.9	103.8	413.6	
15	18	1518	BOGACKA Sylwia	<u>POL</u>	104.0	102.0	102.7	104.8	413.5	
16	76	1699	GOERANSSON Emma	<u>SWE</u>	105.5	101.8	102.3	103.8	413.4	
17	8	1313	GAUSS Beate	<u>GER</u>	103.5	102.9	102.6	104.3	413.3	
18	7	1700	JOHANSSON Lotten	<u>SWE</u>	102.6	103.6	103.8	103.3	413.3	
19	36	1371	VERES Kata	<u>HUN</u>	103.2	103.4	103.9	102.7	413.2	
20	56	1497	BERGER Marianne	<u>NOR</u>	103.2	103.5	104.0	102.2	412.9	
21	10	1569	BOBKOVA Marina	<u>RUS</u>	104.1	102.2	101.8	104.7	412.8	
22	51	1598	SUSHKO Anna	<u>RUS</u>	103.5	101.6	103.2	104.5	412.8	
23	47	1503	LANGELAND TEIGEN Christina	<u>NOR</u>	101.4	102.9	103.8	104.6	412.7	
24	74	1175	NIELSEN Stine	<u>DEN</u>	103.9	102.7	102.3	103.8	412.7	
25	45	1655	BEYELER Irene	<u>SUI</u>	102.6	102.4	101.8	105.4	412.2	
26	17	1698	FRANZEN Andrea	<u>SWE</u>	103.0	102.3	103.3	103.6	412.2	
27	73	1756	LESKIV Lessia	<u>UKR</u>	101.6	103.8	103.8	103.0	412.2	
28	32	1526	MAUER-ROZANSKA Renata	<u>POL</u>	101.7	104.0	102.6	103.8	412.1	
29	53	1117	PEREC Tanja	<u>CRO</u>	103.9	103.7	100.9	103.3	411.8	
30	2	1035	TIME Regina	<u>AUT</u>	100.4	102.9	103.4	105.0	411.7	



Rank	FP	Bib No	Name	Nat	Series				Total	Remarks
					1	2	3	4		
31	71	1088	SHCHERBATSEVICH Sviatlana	BLR	103.4	102.0	101.4	104.1	<b>410.9</b>	
32	28	1286	MCINTOSH Jennifer	GBR	103.6	101.6	101.6	103.8	<b>410.6</b>	
33	38	1162	ANDERSEN Stine	<u>DEN</u>	102.3	104.0	101.4	102.8	<b>410.5</b>	
34	22	1144	KALNA Pavla	<u>CZE</u>	102.9	102.6	102.7	102.2	<b>410.4</b>	
35	48	1348	BIATOVSKI Mira	<u>HUN</u>	103.5	101.8	102.5	102.5	<b>410.3</b>	
36	39	1110	KOVACS Sanja	<u>CRO</u>	102.4	102.6	103.8	101.5	<b>410.3</b>	
37	58	1062	VERCRUSSE Stephanie	<u>BEL</u>	103.9	103.5	102.3	100.5	<b>410.2</b>	
38	37	1527	NAGAY Agnieszka	<u>POL</u>	102.4	103.9	103.3	100.3	<b>409.9</b>	
39	34	1267	MORIN Sandy	<u>FRA</u>	101.6	103.4	101.5	103.2	<b>409.7</b>	
40	59	1683	HYBLEROVA Jana	SVK	100.2	101.9	104.3	103.2	<b>409.6</b>	
41	62	1282	CORISH Jennifer	GBR	101.7	102.5	102.2	103.1	<b>409.5</b>	
42	9	1168	HENRIKSEN Gitte	<u>DEN</u>	101.6	101.5	104.0	102.3	<b>409.4</b>	
43	49	1452	CALMES Carole	LUX	103.0	103.6	102.4	100.2	<b>409.2</b>	
44	52	1133	BARTOSOVA Klara	<u>CZE</u>	103.6	103.5	99.9	102.0	<b>409.0</b>	
45	11	1435	AJUTYTE Vida	<u>LTU</u>	101.3	103.5	101.6	102.4	<b>408.8</b>	
46	64	1440	PALIOKAITE Kristina	<u>LTU</u>	101.1	102.4	102.7	102.5	<b>408.7</b>	
47	5	1234	PITKANEN Hanna	FIN	101.4	104.2	100.6	102.4	<b>408.6</b>	
48	50	1357	MISKOLCZI Julianna	<u>HUN</u>	100.5	102.8	102.7	102.3	<b>408.3</b>	
49	79	1069	KITIC Darija	BIH	103.0	101.4	102.4	101.5	<b>408.3</b>	
50	78	1610	JUVAN Nina	<u>SLO</u>	103.3	102.2	101.4	101.3	<b>408.2</b>	
51	60	1507	NORDLOKKEN Anne Marit	<u>NOR</u>	101.1	101.8	101.8	103.2	<b>407.9</b>	
52	66	1766	SHARIPOVA Dariya	<u>UKR</u>	102.4	100.8	102.8	101.9	<b>407.9</b>	
53	41	1116	PEJCIC Snjezana	<u>CRO</u>	102.0	102.3	101.4	102.1	<b>407.8</b>	
54	61	1657	BRUEHWILER Myriam	<u>SUI</u>	100.4	101.8	102.1	103.1	<b>407.4</b>	
55	15	1423	MUSLIMOVA Kristine	LAT	101.6	102.2	101.7	101.8	<b>407.3</b>	
56	14	1241	YLI-KIIKKA Marjo	FIN	103.9	101.0	101.2	100.8	<b>406.9</b>	
57	24	1250	BRIZE Laurence	<u>FRA</u>	102.7	99.5	101.9	102.7	<b>406.8</b>	
58	21	1539	ANTUNES Sara	POR	101.7	103.2	103.5	98.1	<b>406.5</b>	
59	77	1256	FAYOLLE Marie	<u>FRA</u>	101.0	99.2	103.7	102.5	<b>406.4</b>	
60	69	1647	ZIVKOVIC Jelena	<u>SRB</u>	102.4	99.2	102.0	102.7	<b>406.3</b>	
61	13	1561	TUOSE Roxana	ROU	103.7	100.9	103.0	98.6	<b>406.2</b>	
62	55	1215	VORONOVA Anzela	<u>EST</u>	99.9	102.0	100.8	102.9	<b>405.6</b>	
63	25	1481	BURGGRAAF Wendy	NED	101.1	101.6	102.3	100.3	<b>405.3</b>	
64	75	1209	KORTSHAGINA Liudmila	<u>EST</u>	98.6	103.8	101.5	101.0	<b>404.9</b>	
65	46	1614	RATNIK Sasa Marija	<u>SLO</u>	100.3	100.3	101.2	103.0	<b>404.8</b>	
66	72	1390	SHIBAEVA Inna	ISR	98.4	101.2	101.2	103.6	<b>404.4</b>	
67	70	1006	AGHAJANYAN Irina	ARM	100.3	100.0	102.7	101.0	<b>404.0</b>	
68	4	1663	GUIGNARD SCHNYDER Silvia	<u>SUI</u>	98.1	99.7	102.6	102.8	<b>403.2</b>	
69	42	1058	GENIN Lauralee	<u>BEL</u>	101.2	99.2	100.0	102.7	<b>403.1</b>	
70	33	1189	ALVAREZ Ana	ESP	101.1	101.8	99.8	100.1	<b>402.8</b>	
71	19	1441	RACIUTE Raminta	<u>LTU</u>	98.8	103.5	99.1	101.0	<b>402.4</b>	
72	67	1723	KARAKAS Ayse	TUR	96.9	100.5	102.5	102.1	<b>402.0</b>	
73	27	1057	DE QUICK Jana	<u>BEL</u>	99.2	100.9	100.1	101.6	<b>401.8</b>	
74	6	1080	DZIKAYA Yauheniya	BLR	100.4	99.5	102.0	99.3	<b>401.2</b>	
75	57	1482	GROENENBOOM Iris	NED	99.2	97.7	99.7	103.5	<b>400.1</b>	
76	23	1210	LEPPARU Paula	<u>EST</u>	97.9	99.9	98.8	100.9	<b>397.5</b>	
77	44	1013	POGHOSYAN Karine	ARM	97.5	98.1	98.6	100.7	<b>394.9</b>	



# EUROPEAN CHAMPIONSHIP 10M RIFLE / PISTOL / RUNNING TARGET ODENSE, DEN 25 FEB – 3 MAR 2013

## RESULTS 10M AIR RIFLE WOMEN TEAM

SAT 2 MAR 2013, START TIME 11:15

**(Records)**

WR	0.0 ISSF Rule Change: World Record not established yet	2013
ER	0.0 ISSF Rule Change: World Record not established yet	2013

Rank	Bib No	Name	Series				Total	Remarks
			1	2	3	4		
<b>1</b>		<b>ITA - Italy</b>	<b>307.8</b>	<b>313.6</b>	<b>311.9</b>	<b>309.6</b>	<b>1242.9</b>	<b>WR ER</b>
	1407	PICA Martina	103.0	105.6	103.7	102.4	<b>414.7</b>	
	1416	ZUBLASING Petra	102.2	103.8	104.6	103.7	<b>414.3</b>	
	1411	SENA Sabrina	102.6	104.2	103.6	103.5	<b>413.9</b>	
<b>2</b>		<b>GER - Germany</b>	<b>309.1</b>	<b>313.2</b>	<b>310.3</b>	<b>309.3</b>	<b>1241.9</b>	
	1324	MAGER Jessica	103.2	106.3	103.9	101.5	<b>414.9</b>	
	1326	PREDIGER Maren	102.4	104.0	103.8	103.5	<b>413.7</b>	
	1313	GAUSS Beate	103.5	102.9	102.6	104.3	<b>413.3</b>	
<b>3</b>		<b>AUT - Austria</b>	<b>308.6</b>	<b>311.8</b>	<b>308.8</b>	<b>311.7</b>	<b>1240.9</b>	
	1036	UNGERANK Lisa	104.0	103.7	103.1	104.6	<b>415.4</b>	
	1022	HOFMANN Olivia	104.2	105.2	102.3	102.1	<b>413.8</b>	
	1035	TIME Regina	100.4	102.9	103.4	105.0	<b>411.7</b>	
<b>4</b>		<b>SRB - Serbia</b>	<b>310.6</b>	<b>306.6</b>	<b>308.7</b>	<b>313.4</b>	<b>1239.3</b>	
	1636	MAKSIMOVIC Ivana	104.1	104.7	103.6	105.6	<b>418.0</b>	
	1632	ARSOVIC Andrea	104.1	102.7	103.1	105.1	<b>415.0</b>	
	1647	ZIVKOVIC Jelena	102.4	99.2	102.0	102.7	<b>406.3</b>	
<b>5</b>		<b>RUS - Russian Federation</b>	<b>311.8</b>	<b>307.5</b>	<b>306.9</b>	<b>313.0</b>	<b>1239.2</b>	
	1600	VDOVINA Daria	104.2	103.7	101.9	103.8	<b>413.6</b>	
	1569	BOBKOVA Marina	104.1	102.2	101.8	104.7	<b>412.8</b>	
	1598	SUSHKO Anna	103.5	101.6	103.2	104.5	<b>412.8</b>	
<b>6</b>		<b>SWE - Sweden</b>	<b>311.1</b>	<b>307.7</b>	<b>309.4</b>	<b>310.7</b>	<b>1238.9</b>	
	1699	GOERANSSON Emma	105.5	101.8	102.3	103.8	<b>413.4</b>	
	1700	JOHANSSON Lotten	102.6	103.6	103.8	103.3	<b>413.3</b>	
	1698	FRANZEN Andrea	103.0	102.3	103.3	103.6	<b>412.2</b>	

Rank	Bib No	Name	Series				Total	Remarks
			1	2	3	4		
<b>7</b>		<b>POL - Poland</b>	<b>308.1</b>	<b>309.9</b>	<b>308.6</b>	<b>308.9</b>	<b>1235.5</b>	
	1518	BOGACKA Sylwia	104.0	102.0	102.7	104.8	<b>413.5</b>	
	1526	MAUER-ROZANSKA Renata	101.7	104.0	102.6	103.8	<b>412.1</b>	
	1527	NAGAY Agnieszka	102.4	103.9	103.3	100.3	<b>409.9</b>	
<b>8</b>		<b>UKR - Ukraine</b>	<b>307.0</b>	<b>307.3</b>	<b>310.4</b>	<b>310.3</b>	<b>1235.0</b>	
	1771	TYKHOVA Daria	103.0	102.7	103.8	105.4	<b>414.9</b>	
	1756	LESKIV Lessia	101.6	103.8	103.8	103.0	<b>412.2</b>	
	1766	SHARIPOVA Dariya	102.4	100.8	102.8	101.9	<b>407.9</b>	
<b>9</b>		<b>NOR - Norway</b>	<b>305.7</b>	<b>308.2</b>	<b>309.6</b>	<b>310.0</b>	<b>1233.5</b>	
	1497	BERGER Marianne	103.2	103.5	104.0	102.2	<b>412.9</b>	
	1503	LANGELAND TEIGEN Christina	101.4	102.9	103.8	104.6	<b>412.7</b>	
	1507	NORDLOKKEN Anne Marit	101.1	101.8	101.8	103.2	<b>407.9</b>	
<b>10</b>		<b>CZE - Czech Republic</b>	<b>309.0</b>	<b>310.3</b>	<b>308.2</b>	<b>305.8</b>	<b>1233.3</b>	
	1152	SYKOROVA Adela	102.5	104.2	105.6	101.6	<b>413.9</b>	
	1144	KALNA Pavla	102.9	102.6	102.7	102.2	<b>410.4</b>	
	1133	BARTOSOVA Klara	103.6	103.5	99.9	102.0	<b>409.0</b>	
<b>11</b>		<b>DEN - Denmark</b>	<b>307.8</b>	<b>308.2</b>	<b>307.7</b>	<b>308.9</b>	<b>1232.6</b>	
	1175	NIELSEN Stine	103.9	102.7	102.3	103.8	<b>412.7</b>	
	1162	ANDERSEN Stine	102.3	104.0	101.4	102.8	<b>410.5</b>	
	1168	HENRIKSEN Gitte	101.6	101.5	104.0	102.3	<b>409.4</b>	
<b>12</b>		<b>HUN - Hungary</b>	<b>307.2</b>	<b>308.0</b>	<b>309.1</b>	<b>307.5</b>	<b>1231.8</b>	
	1371	VERES Kata	103.2	103.4	103.9	102.7	<b>413.2</b>	
	1348	BIATOVSZKI Mira	103.5	101.8	102.5	102.5	<b>410.3</b>	
	1357	MISKOLCZI Julianna	100.5	102.8	102.7	102.3	<b>408.3</b>	
<b>13</b>		<b>CRO - Croatia</b>	<b>308.3</b>	<b>308.6</b>	<b>306.1</b>	<b>306.9</b>	<b>1229.9</b>	
	1117	PEREC Tanja	103.9	103.7	100.9	103.3	<b>411.8</b>	
	1110	KOVACS Sanja	102.4	102.6	103.8	101.5	<b>410.3</b>	
	1116	PEJCIC Snjezana	102.0	102.3	101.4	102.1	<b>407.8</b>	
<b>14</b>		<b>SLO - Slovenia</b>	<b>307.0</b>	<b>307.3</b>	<b>306.7</b>	<b>308.8</b>	<b>1229.8</b>	
	1609	DVORSAK Ziva	103.4	104.8	104.1	104.5	<b>416.8</b>	
	1610	JUVAN Nina	103.3	102.2	101.4	101.3	<b>408.2</b>	
	1614	RATNIK Sasa Marija	100.3	100.3	101.2	103.0	<b>404.8</b>	
<b>15</b>		<b>FRA - France</b>	<b>305.3</b>	<b>302.1</b>	<b>307.1</b>	<b>308.4</b>	<b>1222.9</b>	
	1267	MORIN Sandy	101.6	103.4	101.5	103.2	<b>409.7</b>	
	1250	BRIZE Laurence	102.7	99.5	101.9	102.7	<b>406.8</b>	
	1256	FAYOLLE Marie	101.0	99.2	103.7	102.5	<b>406.4</b>	

Rank	Bib No	Name	Series				Total	Remarks
			1	2	3	4		
<b>16</b>		<b>SUI - Switzerland</b>	<b>301.1</b>	<b>303.9</b>	<b>306.5</b>	<b>311.3</b>	<b>1222.8</b>	
	1655	BEYELER Irene	102.6	102.4	101.8	105.4	<b>412.2</b>	
	1657	BRUEHWILER Myriam	100.4	101.8	102.1	103.1	<b>407.4</b>	
	1663	GUIGNARD SCHNYDER Silvia	98.1	99.7	102.6	102.8	<b>403.2</b>	
<b>17</b>		<b>LTU - Lithuania</b>	<b>301.2</b>	<b>309.4</b>	<b>303.4</b>	<b>305.9</b>	<b>1219.9</b>	
	1435	AJUTYTE Vida	101.3	103.5	101.6	102.4	<b>408.8</b>	
	1440	PALIOKAITE Kristina	101.1	102.4	102.7	102.5	<b>408.7</b>	
	1441	RACIUTE Raminta	98.8	103.5	99.1	101.0	<b>402.4</b>	
<b>18</b>		<b>BEL - Belgium</b>	<b>304.3</b>	<b>303.6</b>	<b>302.4</b>	<b>304.8</b>	<b>1215.1</b>	
	1062	VERCRUSSE Stephanie	103.9	103.5	102.3	100.5	<b>410.2</b>	
	1058	GENIN Lauralee	101.2	99.2	100.0	102.7	<b>403.1</b>	
	1057	DE QUICK Jana	99.2	100.9	100.1	101.6	<b>401.8</b>	
<b>19</b>		<b>EST - Estonia</b>	<b>296.4</b>	<b>305.7</b>	<b>301.1</b>	<b>304.8</b>	<b>1208.0</b>	
	1215	VORONOVA Anzela	99.9	102.0	100.8	102.9	<b>405.6</b>	
	1209	KORTSHAGINA Liudmila	98.6	103.8	101.5	101.0	<b>404.9</b>	
	1210	LEPPARU Paula	97.9	99.9	98.8	100.9	<b>397.5</b>	

Protest Date / Time:

### Summary

Number of shooters on this list: 57; Total number of shooters: 77; Total number of teams: 19

### Legend

H j'g'K cf'X'UbX'9i fcdYUb'FYWcfXg'UFYdfcj jg]cbU' ]b`&\$%

D4B9E6EA

ER European Record

QF

Qualified for Finals

WR

World Record

Version of 2 MAR 2013, 12:04

Q000000TA0203131115.1.AR40.0.001.pdf

86F7

3

Page 3 of 3



# European Championship 10m Odense

European Championship 10m  
Odense, Denmark  
25 February - 3 March 2013



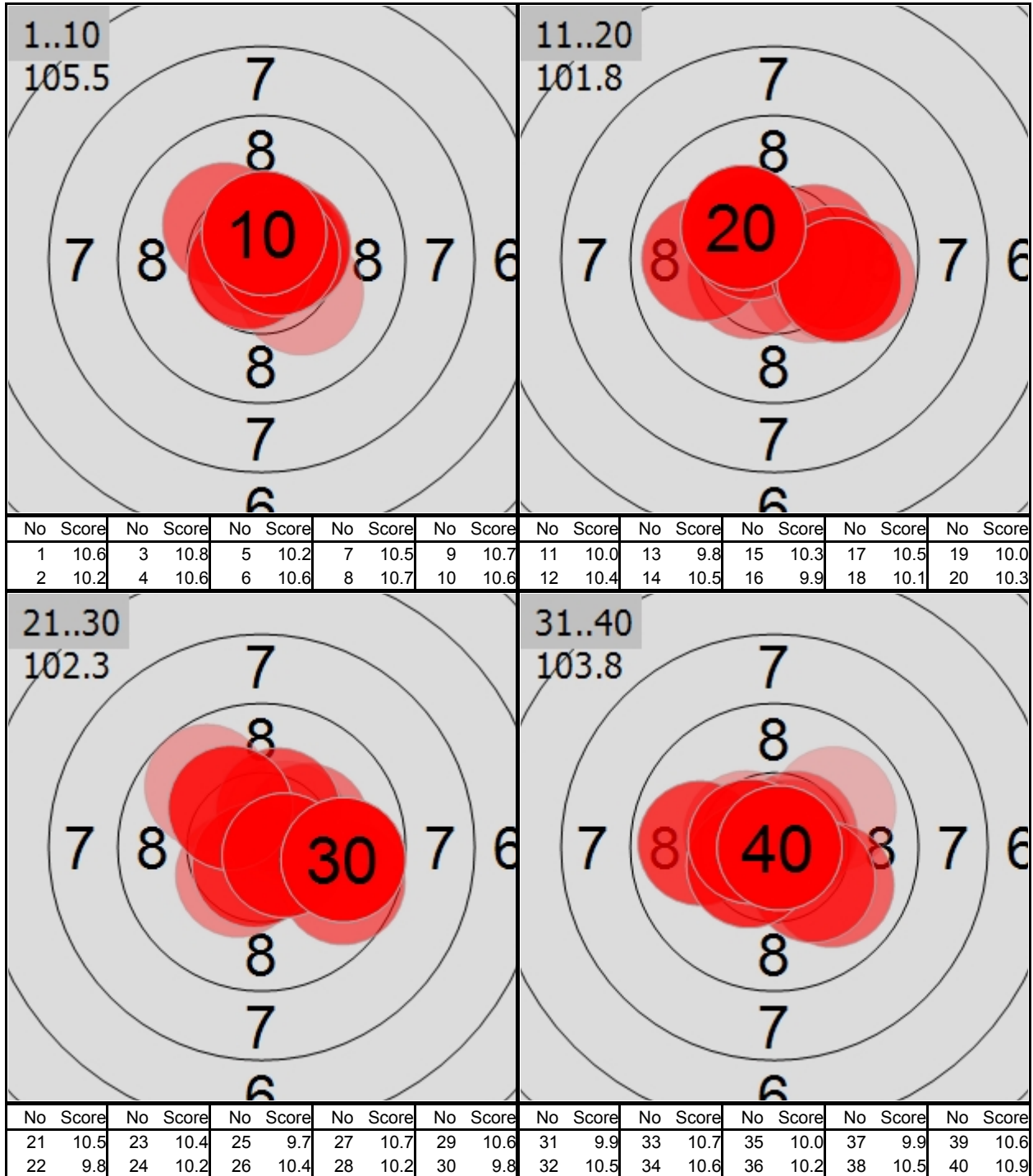
## 10M AIR RIFLE WOMEN GOERANSSON Emma SWE



413.4 Points

### Qualification

SAT 2 MAR 2013 11:15





# European Championship 10m Odense

European Championship 10m  
Odense, Denmark  
25 February - 3 March 2013



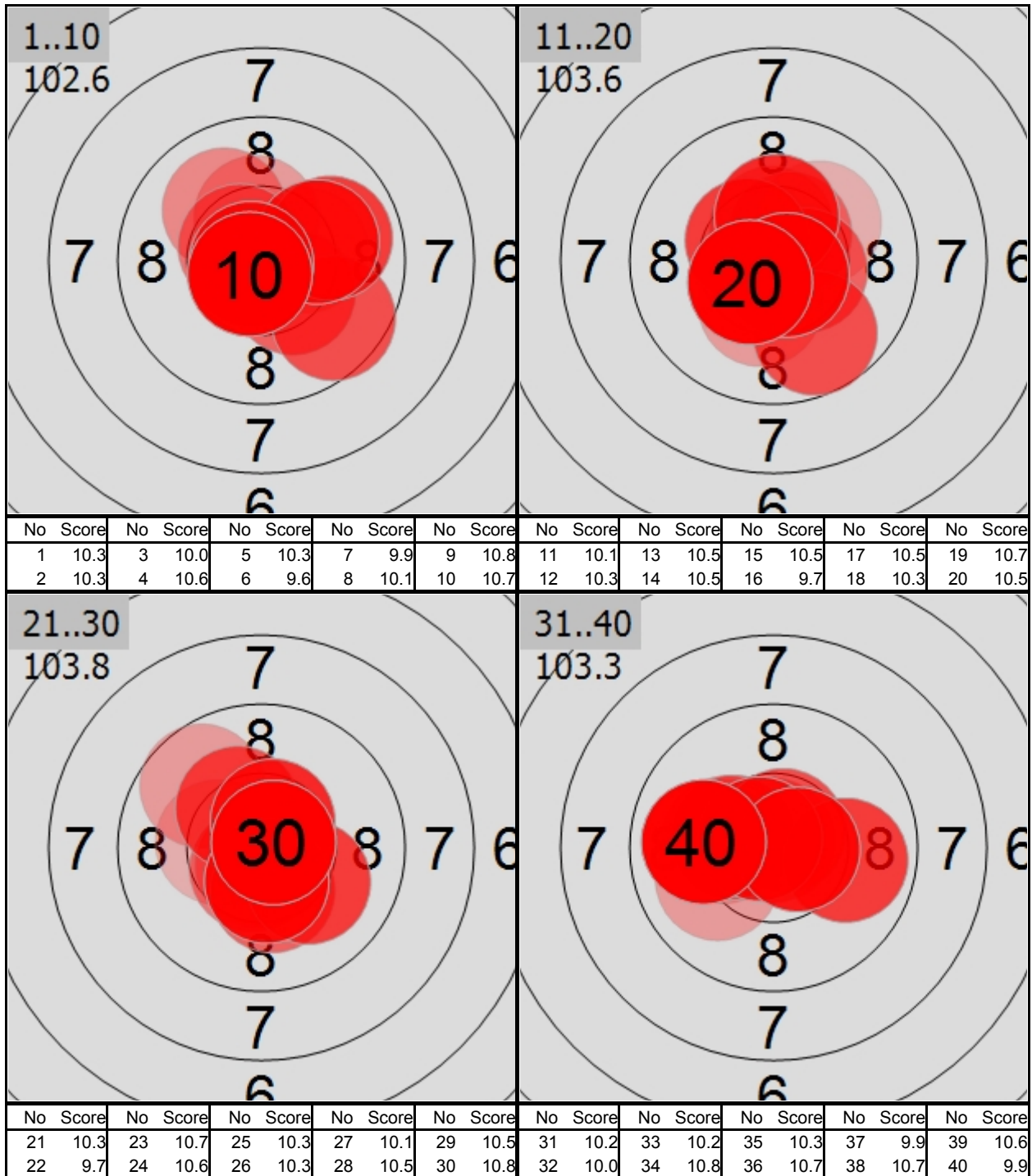
## 10M AIR RIFLE WOMEN JOHANSSON Lotten SWE



413.3 Points

### Qualification

SAT 2 MAR 2013 11:15



# European Championship 10m Odense

European Championship 10m  
Odense, Denmark  
25 February - 3 March 2013



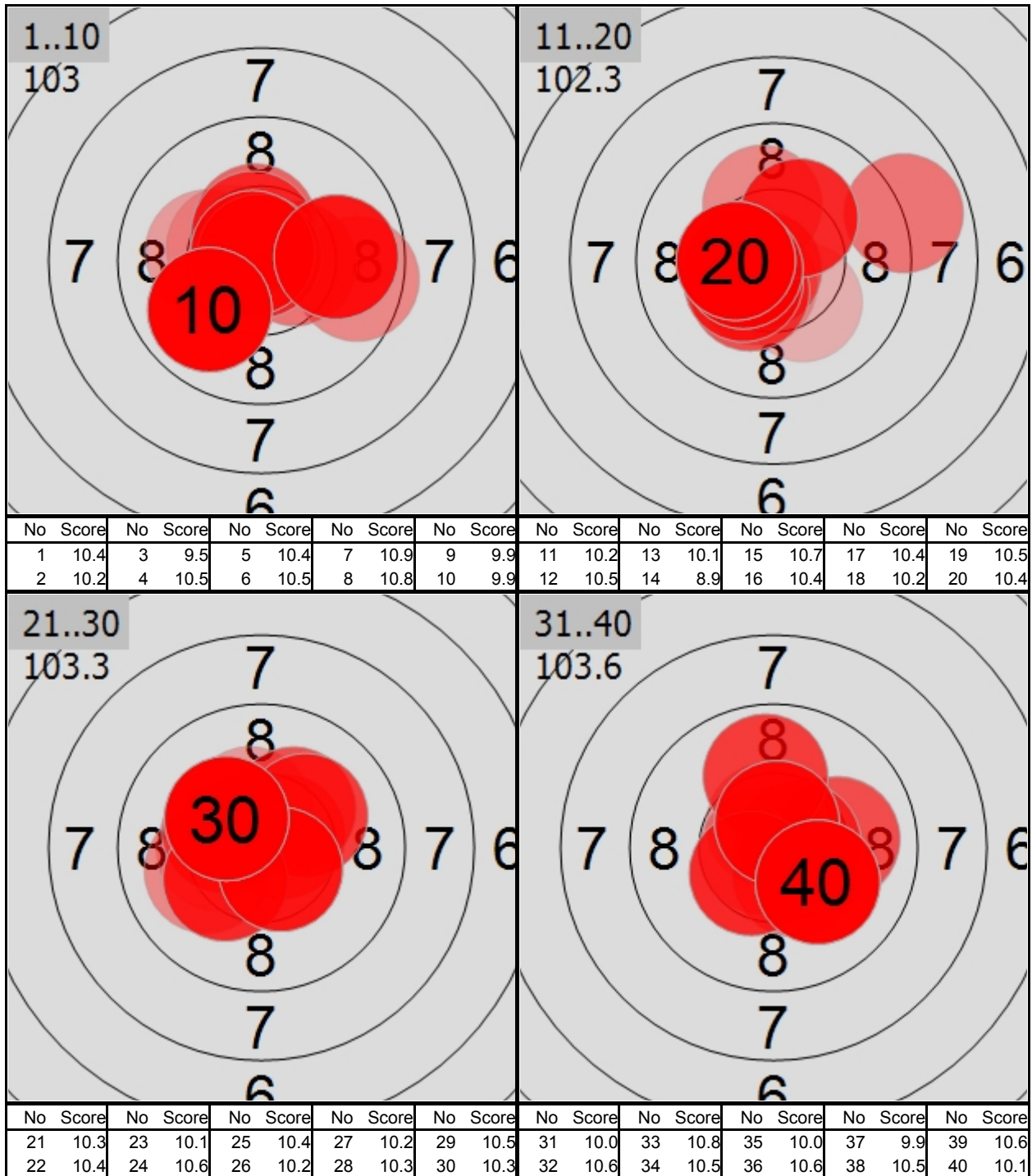
## 10M AIR RIFLE WOMEN FRANZEN Andrea SWE



412.2 Points

### Qualification

SAT 2 MAR 2013 11:15



# European Championship 10m Odense

European Championship 10m  
Odense, Denmark  
25 February - 3 March 2013



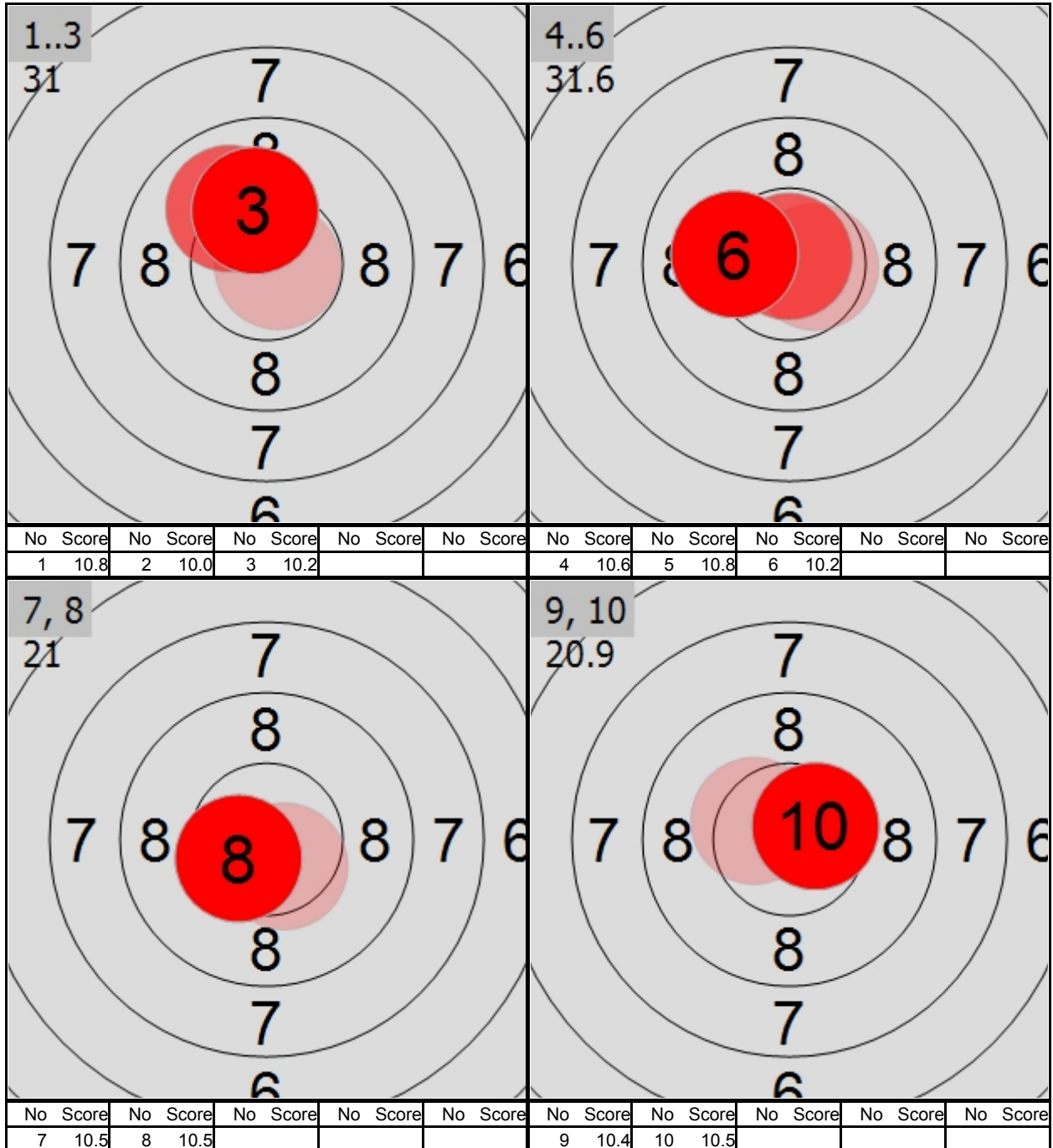
## 10M AIR RIFLE WOMEN UNGERANK Lisa AUT



(415.4) 415.0 Points

Final

SAT 2 MAR 2013 11:15



# European Championship 10m Odense

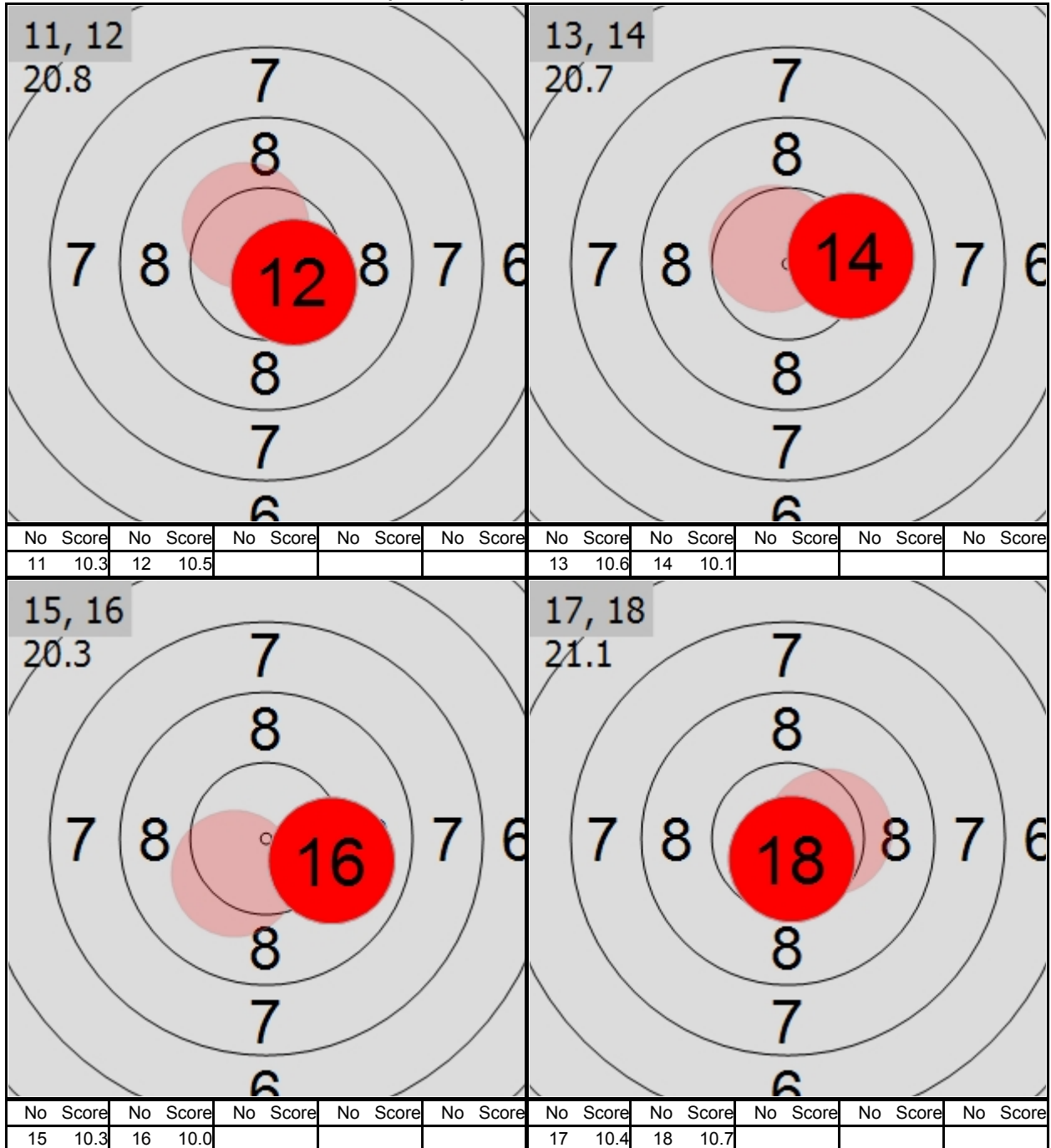
European Championship 10m  
Odense, Denmark  
25 February - 3 March 2013



## 10M AIR RIFLE WOMEN UNGERANK Lisa AUT



(415.4) 415.0 Points



# European Championship 10m Odense

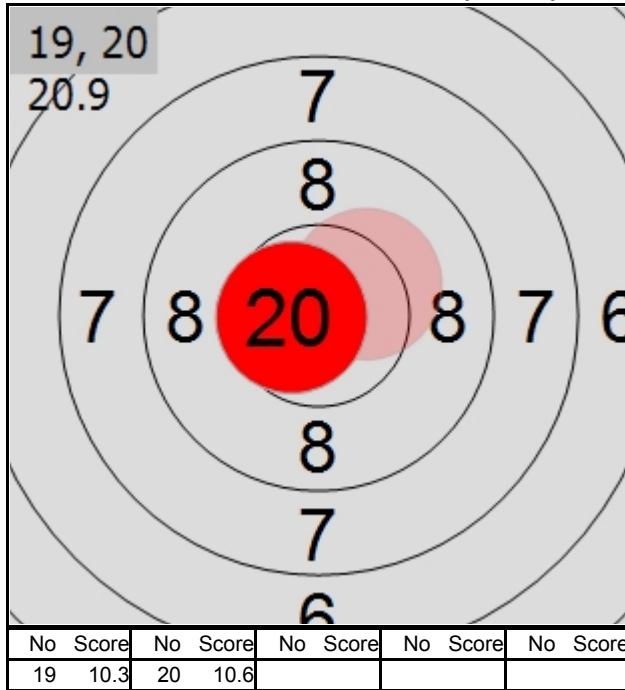
European Championship 10m  
Odense, Denmark  
25 February - 3 March 2013



## 10M AIR RIFLE WOMEN UNGERANK Lisa AUT



(415.4) 415.0 Points



# European Championship 10m Odense

European Championship 10m  
Odense, Denmark  
25 February - 3 March 2013




## 10M AIR RIFLE WOMEN UNGERANK Lisa AUT



(415.4) 415.0 Points

### Qualification

SAT 2 MAR 2013 11:15





**EUROPEAN CHAMPIONSHIP 10M  
RIFLE / PISTOL / RUNNING TARGET  
ODENSE, DEN  
25 FEB – 3 MAR 2013**

**FINAL RESULTS  
10M AIR RIFLE MEN Junior  
FINALS**

THU 28 FEB 2013, START TIME 12:00

Junior

Rk	Bib No	Name	Nat	1st Comp. Stage		2nd Competition Stage - Elimination								Total	Remarks
1	3	BACCI Lorenzo	ITA	<b>30.7</b>	<b>62.4</b>	<b>82.6</b>	<b>103.2</b>	<b>123.8</b>	<b>145.0</b>	<b>166.1</b>	<b>185.3</b>	<b>204.9</b>	<b>204.9</b>		
				9.8	10.7	10.1	9.9	10.4	10.5	10.5	9.3	9.7			
				10.8	10.7	10.1	10.7	10.2	10.7	10.6	9.9	9.9			
				10.1	10.3										
2	6	KASPER Sergiy	UKR	<b>30.9</b>	<b>60.8</b>	<b>81.8</b>	<b>101.9</b>	<b>122.9</b>	<b>143.6</b>	<b>164.4</b>	<b>184.3</b>	<b>204.3</b>	<b>204.3</b>		
				10.0	9.9	10.3	10.0	10.5	10.7	9.9	9.8	10.0			
				10.1	10.0	10.7	10.1	10.5	10.0	10.9	10.1	10.0			
				10.8	10.0										
3	7	THOMAS Alexander	GER	<b>30.1</b>	<b>60.9</b>	<b>81.3</b>	<b>101.4</b>	<b>122.8</b>	<b>143.2</b>	<b>164.4</b>	<b>184.2</b>		<b>184.2</b>		
				10.3	10.5	10.2	9.8	10.9	10.2	10.9	10.5				
				9.9	10.1	10.2	10.3	10.5	10.2	10.3	9.3				
				9.9	10.2										
4	8	MADSEN Marcus	SWE	<b>30.0</b>	<b>61.7</b>	<b>81.7</b>	<b>102.6</b>	<b>122.9</b>	<b>143.6</b>	<b>163.9</b>			<b>163.9</b>		
				9.9	10.2	10.1	10.2	10.7	10.4	10.4					
				10.0	10.7	9.9	10.7	9.6	10.3	9.9					
				10.1	10.8										
5	4	PANCHENKO Evgeny	RUS	<b>31.2</b>	<b>61.1</b>	<b>80.9</b>	<b>100.8</b>	<b>122.4</b>	<b>142.4</b>				<b>142.4</b>		
				10.1	9.9	9.6	9.9	10.8	9.7						
				10.6	10.4	10.2	10.0	10.8	10.3						
				10.5	9.6										
6	2	RUMPLER Gernot	AUT	<b>30.6</b>	<b>60.6</b>	<b>81.2</b>	<b>101.4</b>	<b>120.3</b>					<b>120.3</b>		
				10.0	9.5	10.5	9.9	9.6							
				9.8	10.8	10.1	10.3	9.3							
				10.8	9.7										
7	5	MASLENNIKOV Vladimir	RUS	<b>29.1</b>	<b>59.3</b>	<b>80.4</b>	<b>100.4</b>						<b>100.4</b>		
				10.0	10.0	10.5	9.6								
				8.8	10.1	10.6	10.4								
				10.3	10.1										
8	1	WEITHALER Simon	ITA	<b>29.7</b>	<b>58.6</b>	<b>78.9</b>							<b>78.9</b>		
				10.7	9.3	10.1									
				9.0	10.0	10.2									
				10.0	9.6										





# EUROPEAN CHAMPIONSHIP 10M RIFLE / PISTOL / RUNNING TARGET ODENSE, DEN 25 FEB – 3 MAR 2013

## RESULTS 10M AIR RIFLE MEN Junior QUALIFICATION

THU 28 FEB 2013, START TIME 12:00

**(Records)**

WRJ	0.0 ISSF Rule Change: World Record not established yet	2013
ERJ	0.0 ISSF Rule Change: World Record not established yet	2013

### Junior

Rank	FP	Bib No	Name	Nat	Series						Total	Remarks
					1	2	3	4	5	6		
1	61	1414	WEITHALER Simon	<u>ITA</u>	102.5	105.1	102.5	104.0	105.0	104.6	<b>623.7</b>	QF WRJ ERJ
2	41	1031	RUMPLER Gernot	<u>AUT</u>	105.8	103.2	102.9	104.1	103.3	103.7	<b>623.0</b>	QF
3	45	1397	BACCI Lorenzo	<u>ITA</u>	104.7	103.8	104.1	104.6	101.6	102.6	<b>621.4</b>	QF
4	35	1587	PANCHENKO Evgeny	<u>RUS</u>	100.5	102.4	105.0	104.7	103.7	104.5	<b>620.8</b>	QF
5	44	1584	MASLENNIKOV Vladimir	<u>RUS</u>	103.1	102.5	104.6	102.5	104.0	103.8	<b>620.5</b>	QF
6	38	1748	KASPER Sergiy	<u>UKR</u>	101.8	104.4	103.1	105.3	103.7	102.2	<b>620.5</b>	QF
7	55	1331	THOMAS Alexander	<u>GER</u>	102.9	102.2	104.5	103.6	103.5	102.8	<b>619.5</b>	QF
8	18	1702	MADSEN Marcus	<u>SWE</u>	103.3	102.6	104.0	102.6	102.8	103.8	<b>619.1</b>	QF
9	33	1269	RAYNAUD Alexis	<u>FRA</u>	102.6	102.1	104.8	104.2	103.3	102.0	<b>619.0</b>	
10	43	1639	MILOVANOVIC Andrija	<u>SRB</u>	102.6	104.4	103.2	103.6	102.4	102.7	<b>618.9</b>	
11	66	1400	CAPANO Giuseppe Pio	<u>ITA</u>	101.7	103.3	103.2	103.7	103.0	103.8	<b>618.7</b>	
12	32	1137	ENTRICHEL Ales	<u>CZE</u>	102.2	101.6	104.2	102.5	103.1	104.6	<b>618.2</b>	
13	42	1770	SYROVNIA Andrii	<u>UKR</u>	104.1	104.7	104.1	103.2	100.7	101.0	<b>617.8</b>	
14	34	1359	PENI Istvan	<u>HUN</u>	101.4	102.6	102.2	102.6	103.9	104.8	<b>617.5</b>	
15	54	1718	ABIS Mehmet	<u>TUR</u>	99.4	103.2	103.0	103.6	102.5	105.5	<b>617.2</b>	
16	59	1322	LINK Andre	<u>GER</u>	102.1	103.6	104.1	103.0	101.9	102.3	<b>617.0</b>	
17	37	1631	ALEKSANDROVSKI Stefan	<u>SRB</u>	102.4	102.3	103.1	102.1	103.7	103.3	<b>616.9</b>	
18	15	1280	BAMSEY Michael Sean	<u>GBR</u>	102.7	103.4	101.1	102.8	102.3	103.4	<b>615.7</b>	
19	29	1176	OVERGAARD Niels H	<u>DEN</u>	104.2	101.3	102.8	102.9	103.5	100.3	<b>615.0</b>	
20	27	1007	BABAYAN Hrachik	<u>ARM</u>	100.4	102.4	102.6	102.5	103.2	103.4	<b>614.5</b>	
21	46	1575	ISHCHENKO Evgeniy	<u>RUS</u>	102.9	102.3	103.2	102.2	102.2	101.2	<b>614.0</b>	
22	69	1249	BAUDOIN Brian	<u>FRA</u>	101.1	100.1	103.7	102.0	102.5	104.1	<b>613.5</b>	
23	67	1195	JIMENEZ Carlos	<u>ESP</u>	102.5	100.6	102.6	102.6	101.2	103.8	<b>613.3</b>	
24	24	1312	FRUEH Johannes	<u>GER</u>	103.3	101.5	103.0	101.6	102.7	101.2	<b>613.3</b>	
25	62	1078	CHYHILEICHYK Yan	<u>BLR</u>	102.3	100.9	103.1	102.7	102.4	101.8	<b>613.2</b>	
26	17	1750	KOLESNIKOV Andriy	<u>UKR</u>	102.4	101.7	100.8	101.1	103.5	103.1	<b>612.6</b>	
27	19	1237	STENSTROM Joni	<u>FIN</u>	102.6	101.3	101.5	101.4	102.4	103.3	<b>612.5</b>	
28	23	1509	SORLI Hakon	<u>NOR</u>	101.4	102.9	102.7	101.5	102.1	101.9	<b>612.5</b>	
29	40	1667	HUNOLD Patrick	<u>SUI</u>	102.6	100.0	102.7	103.2	102.1	101.2	<b>611.8</b>	
30	51	1662	GREUTER Sandro	<u>SUI</u>	99.7	101.9	101.5	102.0	102.8	103.5	<b>611.4</b>	





Rank	FP	Bib No	Name	Nat	Series						Total	Remarks
					1	2	3	4	5	6		
31	48	1134	BECKA Jiri	<u>CZE</u>	102.5	102.0	102.0	100.9	100.3	103.5	<b>611.2</b>	
32	20	1167	HELLESKOV Alexander	<u>DEN</u>	101.3	102.4	99.6	104.9	100.9	102.0	<b>611.1</b>	
33	60	1025	KOSTENZER Thomas	<u>AUT</u>	99.2	103.8	101.6	101.9	102.6	101.9	<b>611.0</b>	
34	36	1358	NAGY Sandor	<u>HUN</u>	101.6	101.7	99.0	104.4	102.6	101.7	<b>611.0</b>	
35	28	1644	TASIC Milos	<u>SRB</u>	100.9	102.3	100.7	104.2	100.9	101.7	<b>610.7</b>	
36	25	1120	PETRICEVIC Ivan	<u>CRO</u>	100.2	103.2	102.2	102.3	100.7	101.6	<b>610.2</b>	
37	30	1616	SUMAK Jan	<u>SLO</u>	102.1	99.3	101.6	101.5	103.3	101.9	<b>609.7</b>	
38	49	1257	GEORGET Alexandre	<u>FRA</u>	103.7	101.2	102.7	100.6	101.2	100.0	<b>609.4</b>	
39	31	1228	JARVA Aleks	<u>FIN</u>	101.0	100.7	101.4	100.1	103.9	101.7	<b>608.8</b>	
40	16	1180	THOMSEN Kristian	<u>DEN</u>	99.8	101.5	100.2	103.2	102.5	101.5	<b>608.7</b>	
41	56	1506	MOGSTAD STRAND Ola	<u>NOR</u>	101.2	101.3	102.8	102.2	101.3	99.7	<b>608.5</b>	
42	63	1712	WILANDER Henrik	<u>SWE</u>	100.8	98.3	102.4	103.5	102.2	100.9	<b>608.1</b>	
43	57	1665	HOLLENWEGER Jan	<u>SUI</u>	97.8	101.6	102.3	103.2	102.0	100.8	<b>607.7</b>	
44	13	1024	KENDLINGER Georg	<u>AUT</u>	102.8	99.0	101.4	101.7	99.9	102.6	<b>607.4</b>	
45	52	1488	SMIT Sean	<u>NED</u>	99.9	101.0	103.0	100.3	102.2	100.3	<b>606.7</b>	
46	22	1139	HAVLIK Martin	<u>CZE</u>	97.1	100.6	103.4	99.5	101.7	104.3	<b>606.6</b>	
47	39	1121	VISTICA Josip	<u>CRO</u>	101.1	102.6	100.0	102.5	98.3	100.9	<b>605.4</b>	
48	53	1114	NOVOSELAC Ivan	<u>CRO</u>	101.6	101.2	101.8	100.4	100.6	99.8	<b>605.4</b>	
49	68	1008	BERYAN Suren	<u>ARM</u>	100.8	101.1	98.5	99.6	101.7	103.6	<b>605.3</b>	
50	58	1060	SCHEPENS Nicolas	<u>BEL</u>	100.8	100.3	102.2	103.7	97.6	100.0	<b>604.6</b>	
51	64	1233	LEPPA Aleks	<u>FIN</u>	101.3	99.9	101.3	101.8	100.6	99.1	<b>604.0</b>	
52	50	1490	VAN DEN BERGH Glenn	<u>NED</u>	98.2	99.0	99.5	104.1	101.4	101.1	<b>603.3</b>	
53	47	1499	ELSTAD Jorgen	<u>NOR</u>	99.1	100.9	98.8	102.4	100.9	100.5	<b>602.6</b>	
54	14	1369	VAS Peter	<u>HUN</u>	100.9	101.1	101.1	100.0	98.5	99.4	<b>601.0</b>	
55	21	1425	PRIEDOLTS Rihards	<u>LAT</u>	100.2	100.1	97.7	100.6	101.2	100.6	<b>600.4</b>	
56	65	1549	VALENTE DIOGO Goncalo Filipe	<u>POR</u>	97.9	98.8	98.4	99.1	97.1	100.3	<b>591.6</b>	

Protest Date / Time:

Summary

Number of shooters on this list: 56; Total number of shooters: 56; Total number of teams: 14

Legend

H [g'K cf'X'UbX'9i fcdYUb'FYVtfXg'UFYdfcj ]g]cbU' ]b'&\$%

3648C364

ERJ European Record Junior QF Qualified for Finals  
 WRJ World Record Junior

Version of 28 FEB 2013, 13:12

Q400000IA2802131200.20.AR60.0.001.pdf

86F7

8

Page 2 of 2





# EUROPEAN CHAMPIONSHIP 10M RIFLE / PISTOL / RUNNING TARGET ODENSE, DEN 25 FEB – 3 MAR 2013

## RESULTS 10M AIR RIFLE MEN Junior TEAM

THU 28 FEB 2013, START TIME 12:00

**(Records)**

WRJ	0.0 ISSF Rule Change: World Record not established yet	2013
ERJ	0.0 ISSF Rule Change: World Record not established yet	2013

### Junior

Rank	Bib No	Name	Series						Total	Remarks
			1	2	3	4	5	6		
<b>1</b>		<b>ITA - Italy</b>	<b>308.9</b>	<b>312.2</b>	<b>309.8</b>	<b>312.3</b>	<b>309.6</b>	<b>311.0</b>	<b>1863.8</b>	<b>WRJ ERJ</b>
	1414	WEITHALER Simon	102.5	105.1	102.5	104.0	105.0	104.6	<b>623.7</b>	
	1397	BACCI Lorenzo	104.7	103.8	104.1	104.6	101.6	102.6	<b>621.4</b>	
	1400	CAPANO Giuseppe Pio	101.7	103.3	103.2	103.7	103.0	103.8	<b>618.7</b>	
<b>2</b>		<b>RUS - Russian Federation</b>	<b>306.5</b>	<b>307.2</b>	<b>312.8</b>	<b>309.4</b>	<b>309.9</b>	<b>309.5</b>	<b>1855.3</b>	
	1587	PANCHENKO Evgeny	100.5	102.4	105.0	104.7	103.7	104.5	<b>620.8</b>	
	1584	MASLENNIKOV Vladimir	103.1	102.5	104.6	102.5	104.0	103.8	<b>620.5</b>	
	1575	ISHCHENKO Evgeniy	102.9	102.3	103.2	102.2	102.2	101.2	<b>614.0</b>	
<b>3</b>		<b>UKR - Ukraine</b>	<b>308.3</b>	<b>310.8</b>	<b>308.0</b>	<b>309.6</b>	<b>307.9</b>	<b>306.3</b>	<b>1850.9</b>	
	1748	KASPER Sergiy	101.8	104.4	103.1	105.3	103.7	102.2	<b>620.5</b>	
	1770	SYROVNIA Andrii	104.1	104.7	104.1	103.2	100.7	101.0	<b>617.8</b>	
	1750	KOLESNIKOV Andriy	102.4	101.7	100.8	101.1	103.5	103.1	<b>612.6</b>	
<b>4</b>		<b>GER - Germany</b>	<b>308.3</b>	<b>307.3</b>	<b>311.6</b>	<b>308.2</b>	<b>308.1</b>	<b>306.3</b>	<b>1849.8</b>	
	1331	THOMAS Alexander	102.9	102.2	104.5	103.6	103.5	102.8	<b>619.5</b>	
	1322	LINK Andre	102.1	103.6	104.1	103.0	101.9	102.3	<b>617.0</b>	
	1312	FRUEH Johannes	103.3	101.5	103.0	101.6	102.7	101.2	<b>613.3</b>	
<b>5</b>		<b>SRB - Serbia</b>	<b>305.9</b>	<b>309.0</b>	<b>307.0</b>	<b>309.9</b>	<b>307.0</b>	<b>307.7</b>	<b>1846.5</b>	
	1639	MILOVANOVIC Andrija	102.6	104.4	103.2	103.6	102.4	102.7	<b>618.9</b>	
	1631	ALEKSANDROVSKI Stefan	102.4	102.3	103.1	102.1	103.7	103.3	<b>616.9</b>	
	1644	TASIC Milos	100.9	102.3	100.7	104.2	100.9	101.7	<b>610.7</b>	
<b>6</b>		<b>FRA - France</b>	<b>307.4</b>	<b>303.4</b>	<b>311.2</b>	<b>306.8</b>	<b>307.0</b>	<b>306.1</b>	<b>1841.9</b>	
	1269	RAYNAUD Alexis	102.6	102.1	104.8	104.2	103.3	102.0	<b>619.0</b>	
	1249	BAUDOIN Brian	101.1	100.1	103.7	102.0	102.5	104.1	<b>613.5</b>	
	1257	GEORGET Alexandre	103.7	101.2	102.7	100.6	101.2	100.0	<b>609.4</b>	

Rank	Bib No	Name	Series						Total	Remarks
			1	2	3	4	5	6		
<b>7</b>		<b>AUT - Austria</b>	<b>307.8</b>	<b>306.0</b>	<b>305.9</b>	<b>307.7</b>	<b>305.8</b>	<b>308.2</b>	<b>1841.4</b>	
	1031	RUMPLER Gernot	105.8	103.2	102.9	104.1	103.3	103.7	<b>623.0</b>	
	1025	KOSTENZER Thomas	99.2	103.8	101.6	101.9	102.6	101.9	<b>611.0</b>	
	1024	KENDLINGER Georg	102.8	99.0	101.4	101.7	99.9	102.6	<b>607.4</b>	
<b>8</b>		<b>CZE - Czech Republic</b>	<b>301.8</b>	<b>304.2</b>	<b>309.6</b>	<b>302.9</b>	<b>305.1</b>	<b>312.4</b>	<b>1836.0</b>	
	1137	ENTRICHEL Ales	102.2	101.6	104.2	102.5	103.1	104.6	<b>618.2</b>	
	1134	BECKA Jiri	102.5	102.0	102.0	100.9	100.3	103.5	<b>611.2</b>	
	1139	HAVLIK Martin	97.1	100.6	103.4	99.5	101.7	104.3	<b>606.6</b>	
<b>9</b>		<b>DEN - Denmark</b>	<b>305.3</b>	<b>305.2</b>	<b>302.6</b>	<b>311.0</b>	<b>306.9</b>	<b>303.8</b>	<b>1834.8</b>	
	1176	OVERGAARD Niels H	104.2	101.3	102.8	102.9	103.5	100.3	<b>615.0</b>	
	1167	HELLESKOV Alexander	101.3	102.4	99.6	104.9	100.9	102.0	<b>611.1</b>	
	1180	THOMSEN Kristian	99.8	101.5	100.2	103.2	102.5	101.5	<b>608.7</b>	
<b>10</b>		<b>SUI - Switzerland</b>	<b>300.1</b>	<b>303.5</b>	<b>306.5</b>	<b>308.4</b>	<b>306.9</b>	<b>305.5</b>	<b>1830.9</b>	
	1667	HUNOLD Patrick	102.6	100.0	102.7	103.2	102.1	101.2	<b>611.8</b>	
	1662	GREUTER Sandro	99.7	101.9	101.5	102.0	102.8	103.5	<b>611.4</b>	
	1665	HOLLENWEGER Jan	97.8	101.6	102.3	103.2	102.0	100.8	<b>607.7</b>	
<b>11</b>		<b>HUN - Hungary</b>	<b>303.9</b>	<b>305.4</b>	<b>302.3</b>	<b>307.0</b>	<b>305.0</b>	<b>305.9</b>	<b>1829.5</b>	
	1359	PENI Istvan	101.4	102.6	102.2	102.6	103.9	104.8	<b>617.5</b>	
	1358	NAGY Sandor	101.6	101.7	99.0	104.4	102.6	101.7	<b>611.0</b>	
	1369	VAS Peter	100.9	101.1	101.1	100.0	98.5	99.4	<b>601.0</b>	
<b>12</b>		<b>FIN - Finland</b>	<b>304.9</b>	<b>301.9</b>	<b>304.2</b>	<b>303.3</b>	<b>306.9</b>	<b>304.1</b>	<b>1825.3</b>	
	1237	STENSTROM Joni	102.6	101.3	101.5	101.4	102.4	103.3	<b>612.5</b>	
	1228	JARVA Aleks	101.0	100.7	101.4	100.1	103.9	101.7	<b>608.8</b>	
	1233	LEPPA Aleks	101.3	99.9	101.3	101.8	100.6	99.1	<b>604.0</b>	
<b>13</b>		<b>NOR - Norway</b>	<b>301.7</b>	<b>305.1</b>	<b>304.3</b>	<b>306.1</b>	<b>304.3</b>	<b>302.1</b>	<b>1823.6</b>	
	1509	SORLI Hakon	101.4	102.9	102.7	101.5	102.1	101.9	<b>612.5</b>	
	1506	MOGSTAD STRAND Ola	101.2	101.3	102.8	102.2	101.3	99.7	<b>608.5</b>	
	1499	ELSTAD Jorgen	99.1	100.9	98.8	102.4	100.9	100.5	<b>602.6</b>	
<b>14</b>		<b>CRO - Croatia</b>	<b>302.9</b>	<b>307.0</b>	<b>304.0</b>	<b>305.2</b>	<b>299.6</b>	<b>302.3</b>	<b>1821.0</b>	
	1120	PETRICEVIC Ivan	100.2	103.2	102.2	102.3	100.7	101.6	<b>610.2</b>	
	1121	VISTICA Josip	101.1	102.6	100.0	102.5	98.3	100.9	<b>605.4</b>	
	1114	NOVOSELAC Ivan	101.6	101.2	101.8	100.4	100.6	99.8	<b>605.4</b>	

Protest Date / Time:

### Summary

Number of shooters on this list: 42; Total number of shooters: 56; Total number of teams: 14

### Legend

H jg'K cf'X'UbX'9i fcdYUb'FYWcfXg'UFYdfcj jg]cbU'jb'&\$%

1669EAC9

ERJ European Record Junior

QF

Qualified for Finals

WRJ

World Record Junior

Version of 28 FEB 2013, 13:13

Q400000TA2802131200.20.AR60.0.001.pdf

86F7

8

Page 2 of 2



# European Championship 10m Odense

European Championship 10m  
Odense, Denmark  
25 February - 3 March 2013



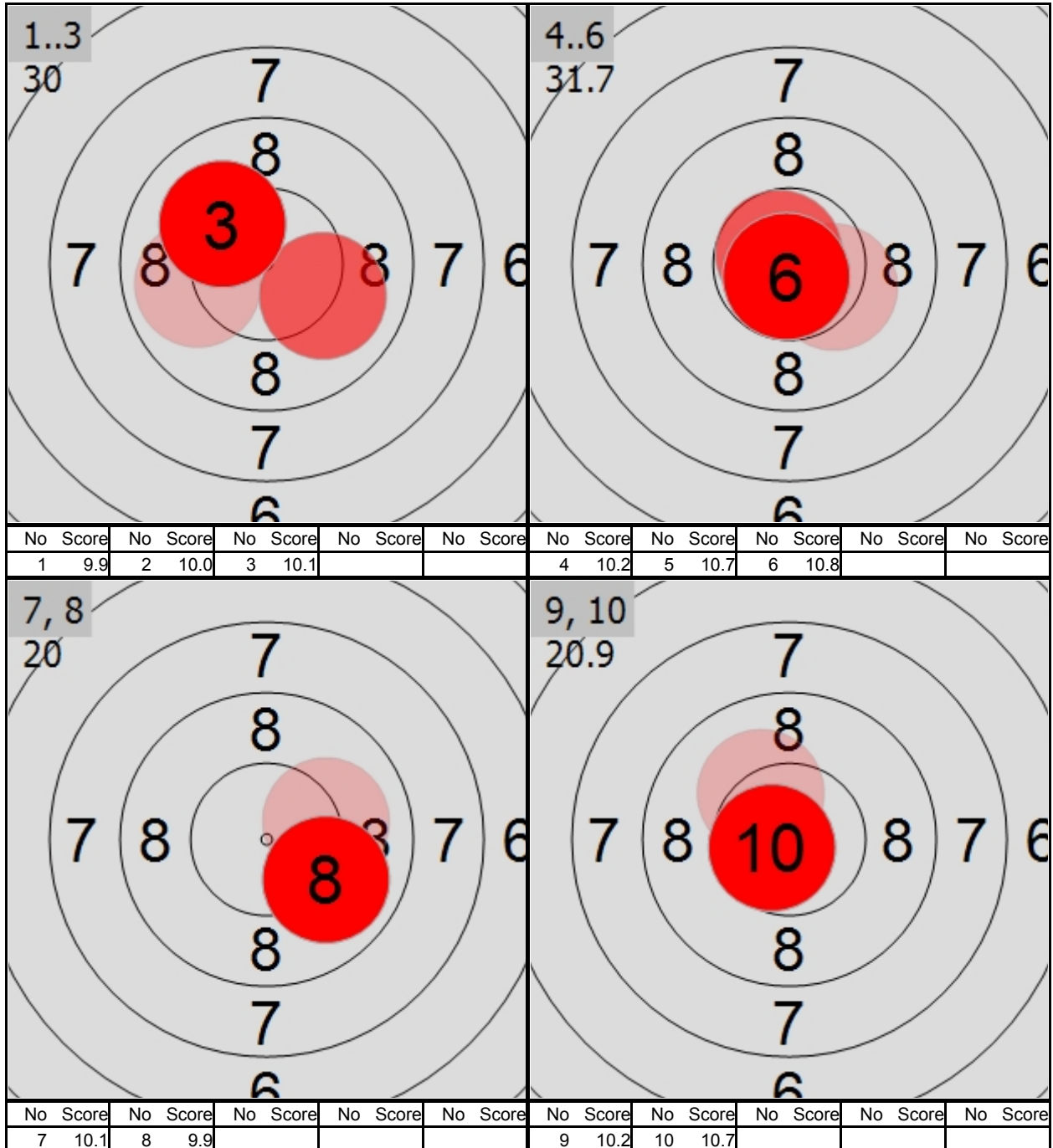
## 10M AIR RIFLE MEN Junior MADSEN Marcus SWE



(619.1) 619.0 Points

Final

THU 28 FEB 2013 14:45



# European Championship 10m Odense

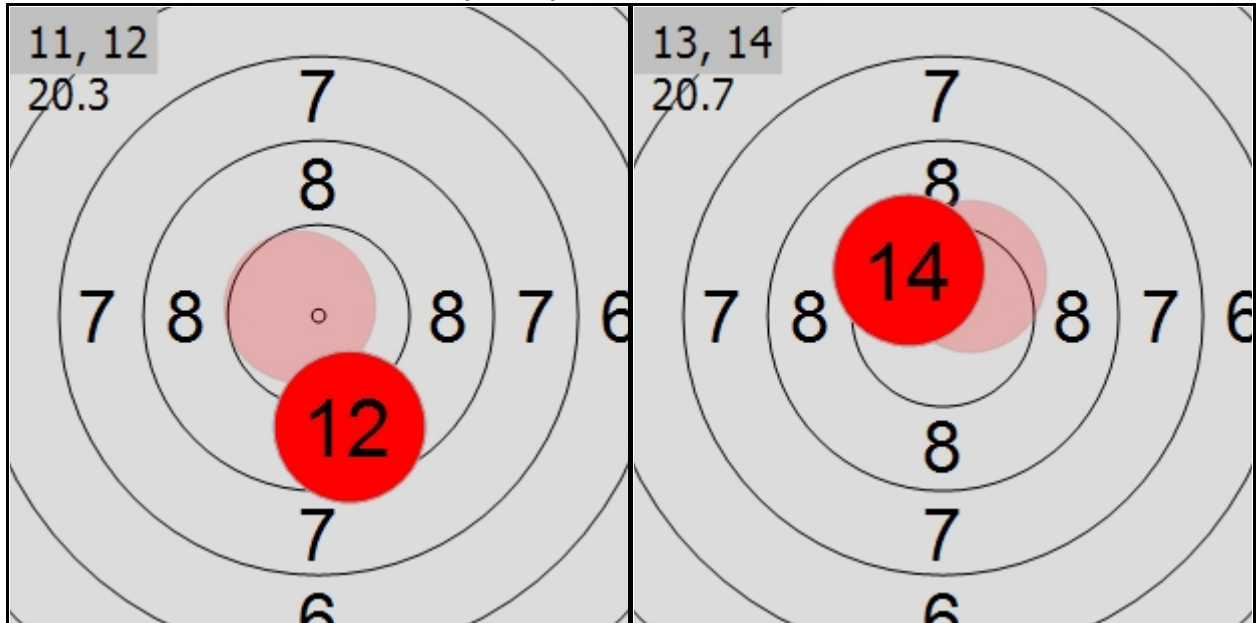
European Championship 10m  
Odense, Denmark  
25 February - 3 March 2013




## 10M AIR RIFLE MEN Junior MADSEN Marcus SWE



(619.1) 619.0 Points



No	Score	No	Score	No	Score	No	Score	No	Score	No	Score
11	10.7	12	9.6					13	10.4	14	10.3



No	Score	No	Score	No	Score	No	Score	No	Score
15	10.4	16	9.9						



# European Championship 10m Odense

European Championship 10m  
Odense, Denmark  
25 February - 3 March 2013



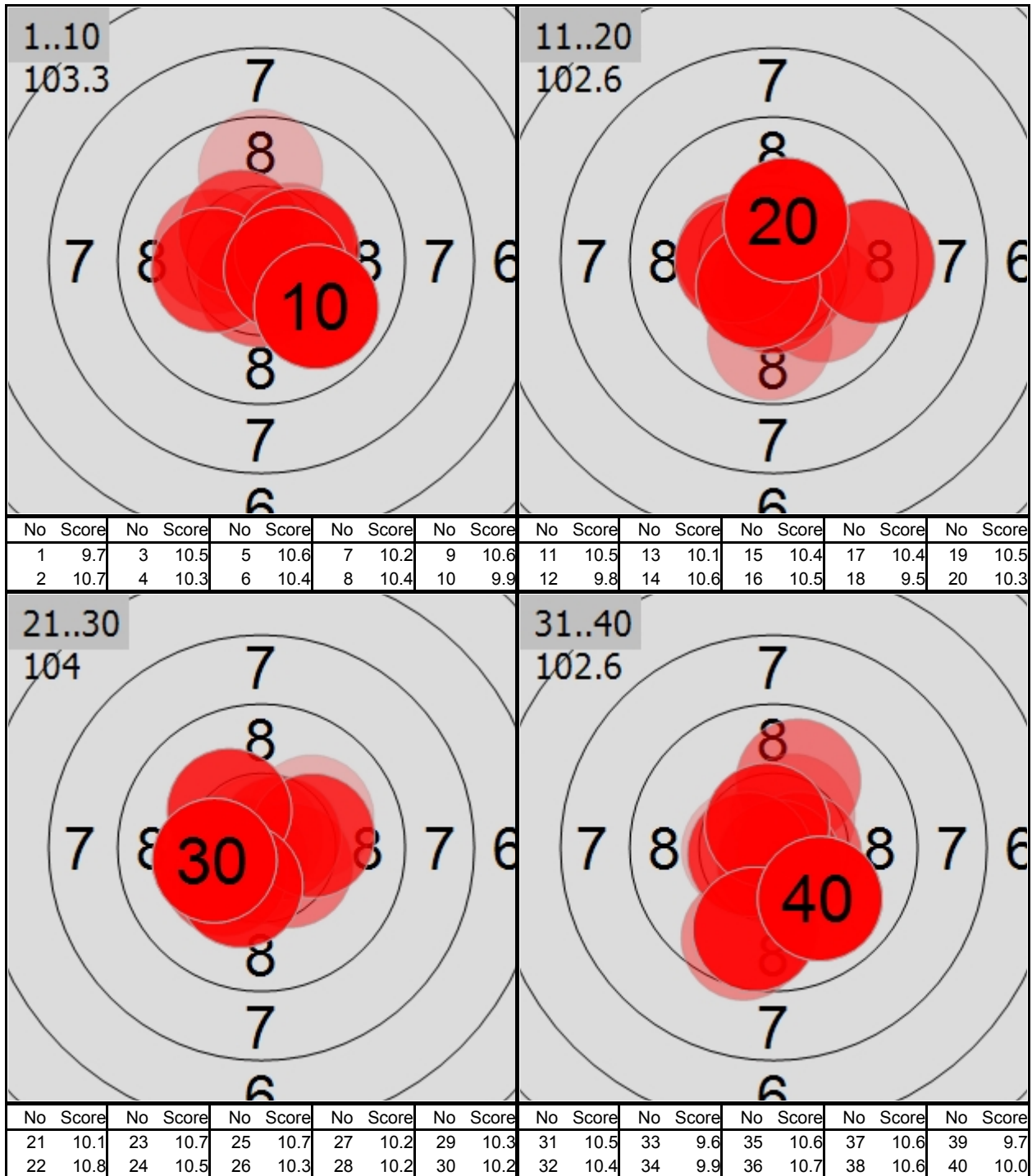
## 10M AIR RIFLE MEN Junior MADSEN Marcus SWE



(619.1) 619.0 Points

### Qualification

THU 28 FEB 2013 12:00



# European Championship 10m Odense

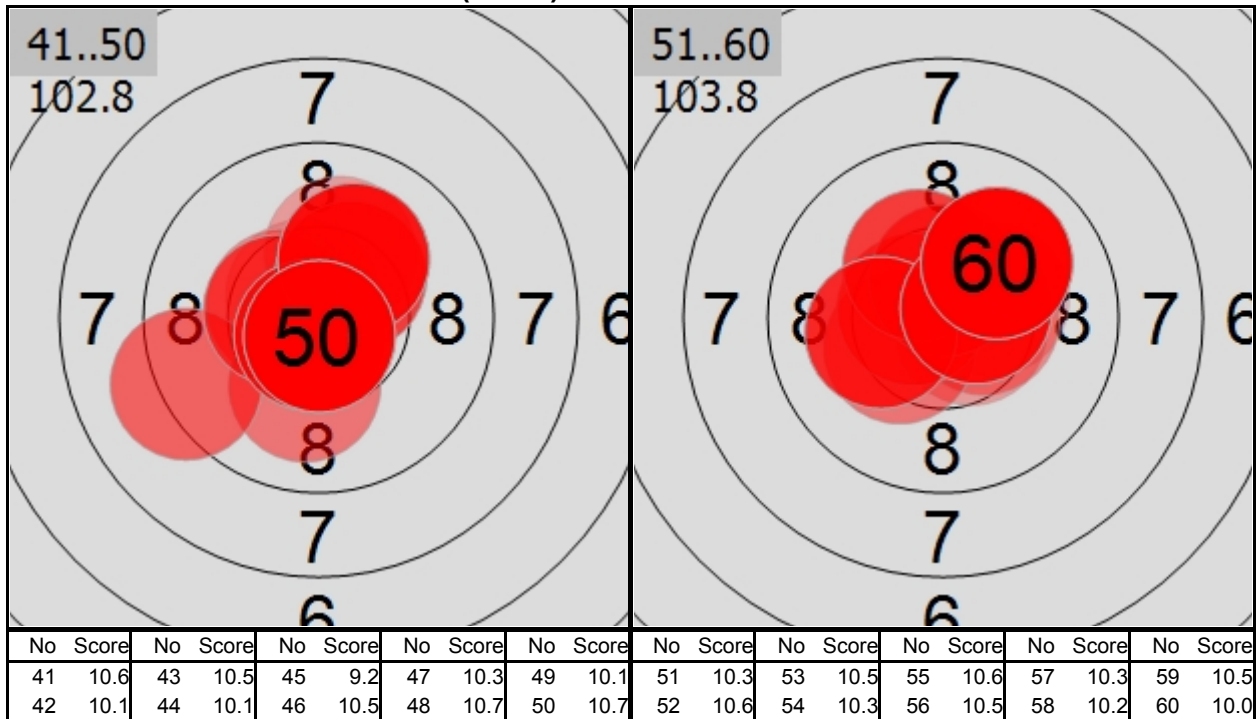
European Championship 10m  
Odense, Denmark  
25 February - 3 March 2013



## 10M AIR RIFLE MEN Junior MADSEN Marcus SWE



(619.1) 619.0 Points



# European Championship 10m Odense

European Championship 10m  
Odense, Denmark  
25 February - 3 March 2013



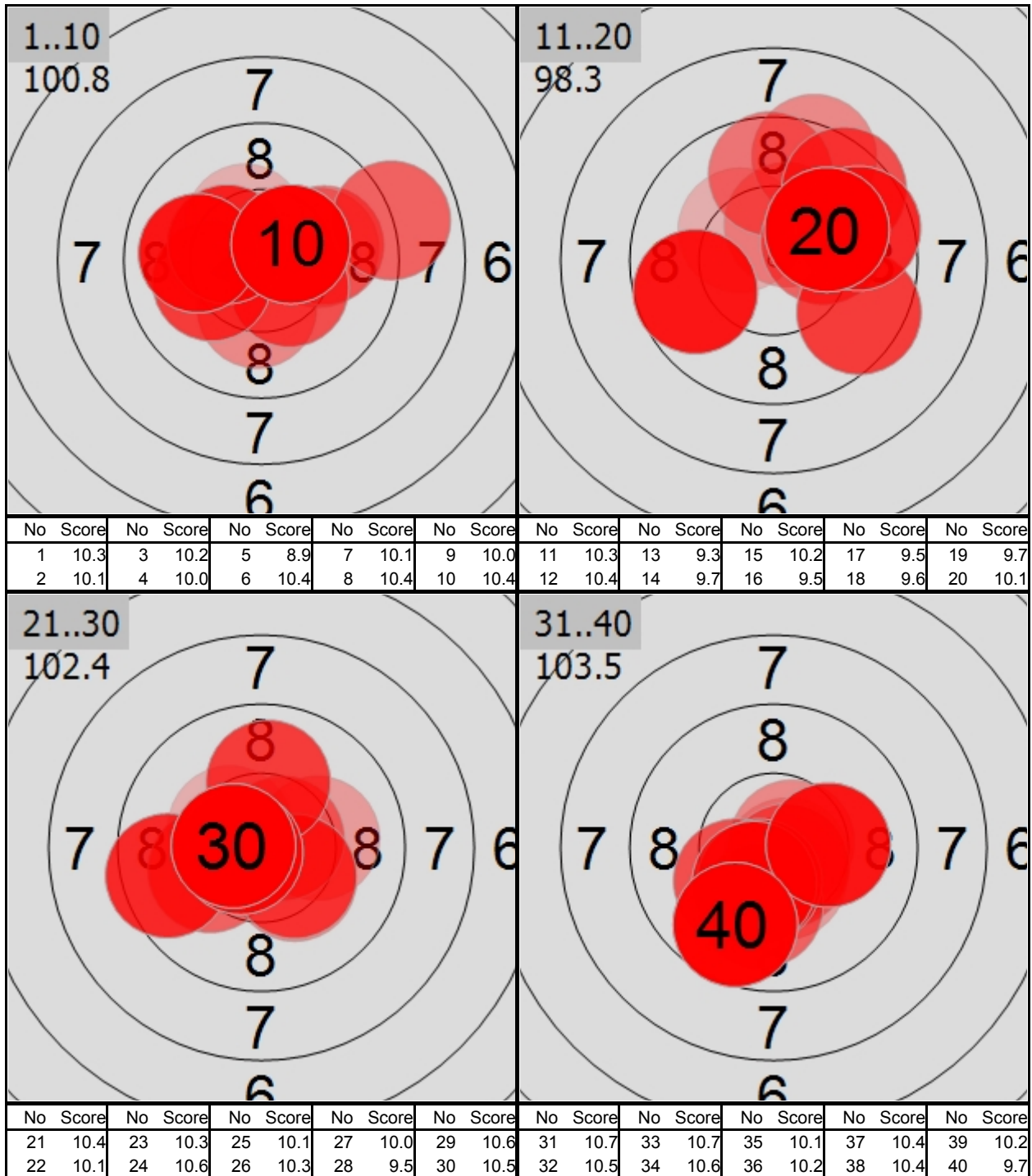
## 10M AIR RIFLE MEN Junior WILANDER Henrik SWE



608.1 Points

### Qualification

THU 28 FEB 2013 12:00





# European Championship 10m Odense

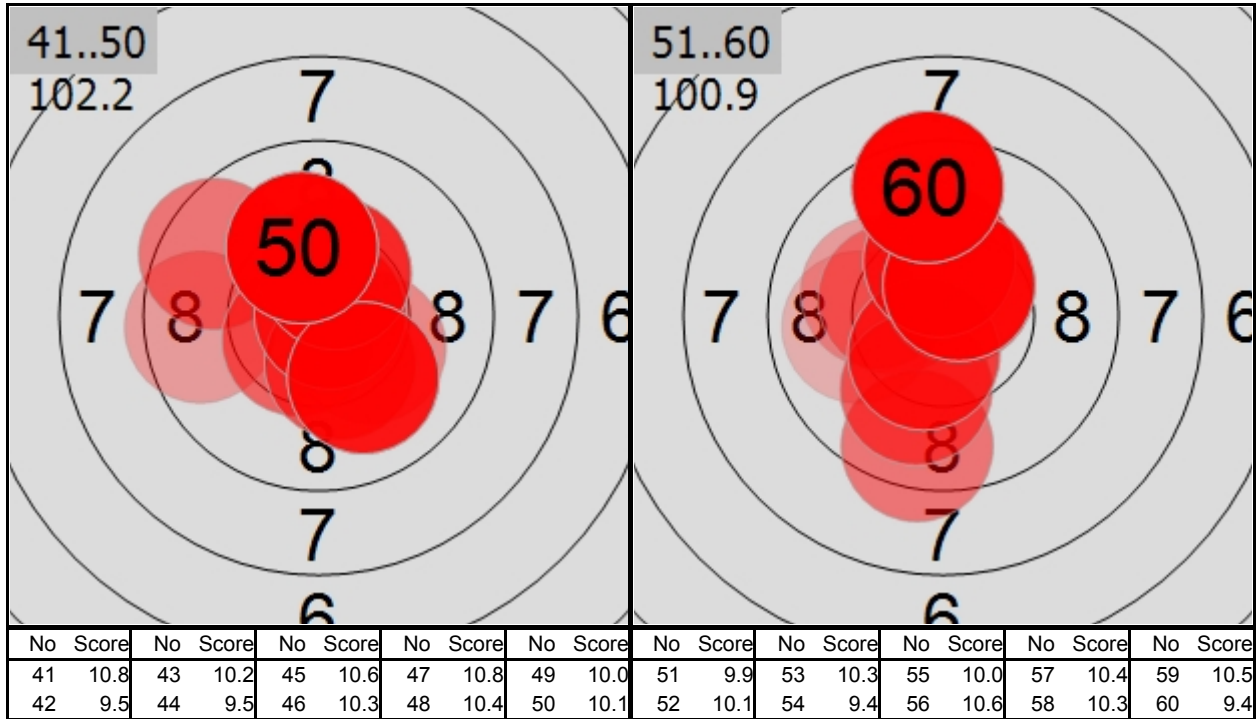
European Championship 10m  
Odense, Denmark  
25 February - 3 March 2013



## 10M AIR RIFLE MEN Junior WILANDER Henrik SWE



608.1 Points



# European Championship 10m Odense

European Championship 10m  
Odense, Denmark  
25 February - 3 March 2013



## 10M AIR RIFLE MEN Junior

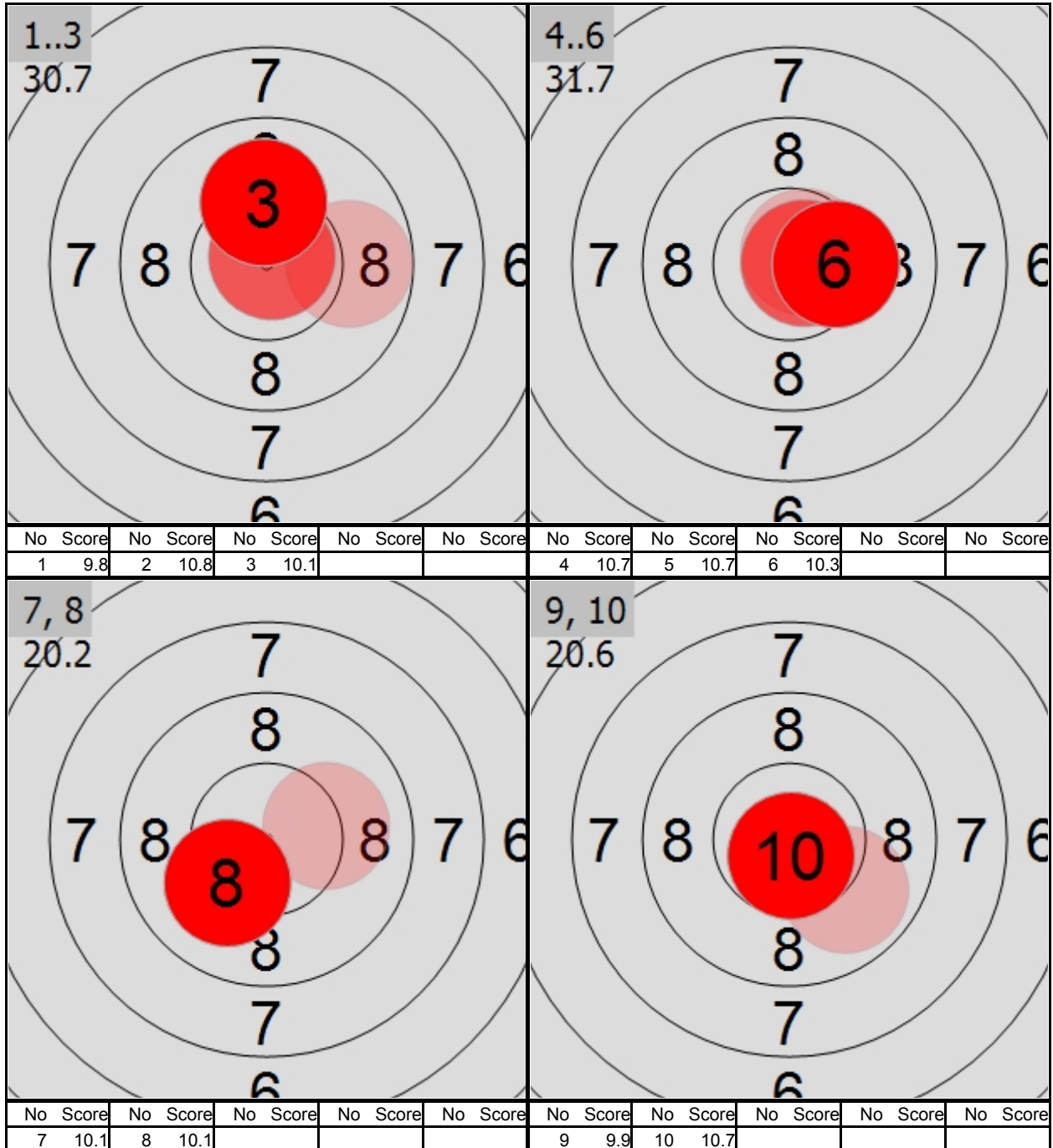
**BACCI Lorenzo ITA**

(621.4) 621.0 Points



**Final**

THU 28 FEB 2013 14:45



# European Championship 10m Odense

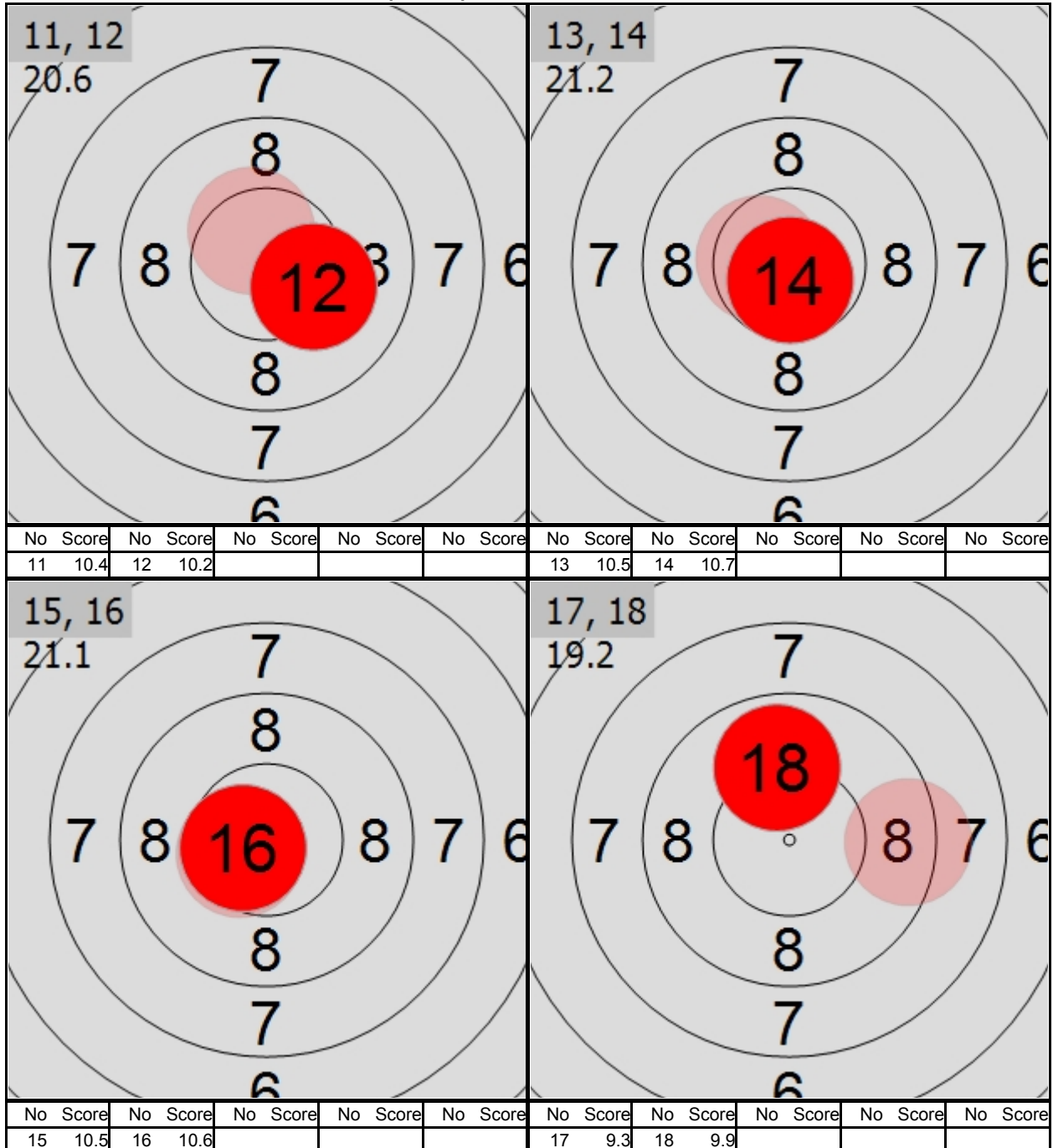
European Championship 10m  
Odense, Denmark  
25 February - 3 March 2013



## 10M AIR RIFLE MEN Junior BACCI Lorenzo ITA



(621.4) 621.0 Points



SIUS



CRAFT



# European Championship 10m Odense

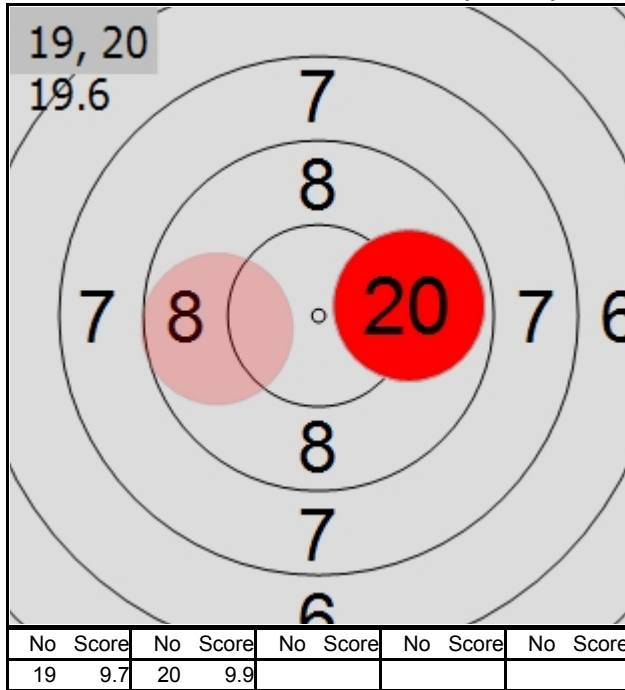
European Championship 10m  
Odense, Denmark  
25 February - 3 March 2013



## 10M AIR RIFLE MEN Junior BACCI Lorenzo ITA



(621.4) 621.0 Points



# European Championship 10m Odense

European Championship 10m  
Odense, Denmark  
25 February - 3 March 2013



## 10M AIR RIFLE MEN Junior

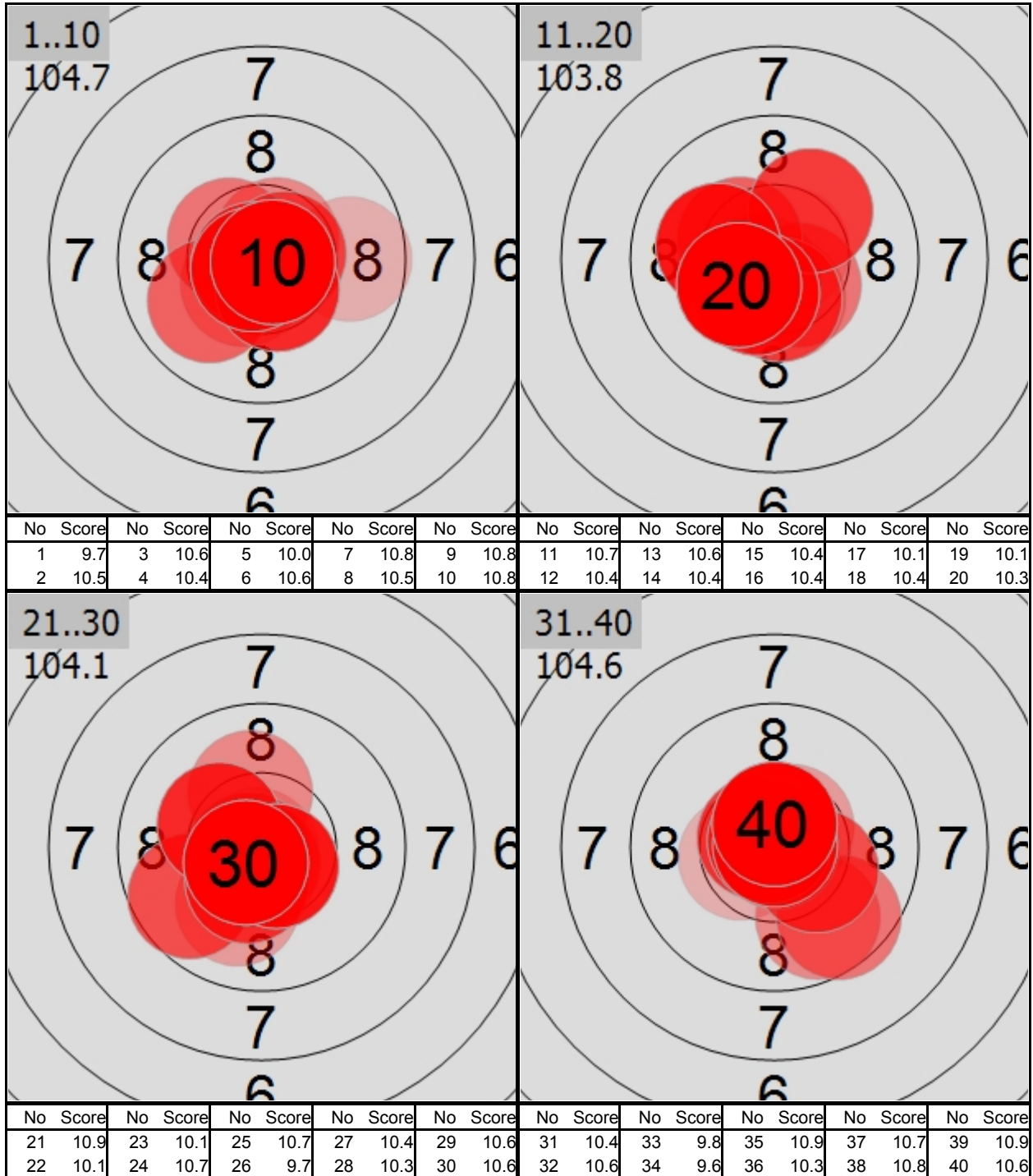
**BACCI Lorenzo ITA**

(621.4) 621.0 Points



### Qualification

THU 28 FEB 2013 12:00



# European Championship 10m Odense

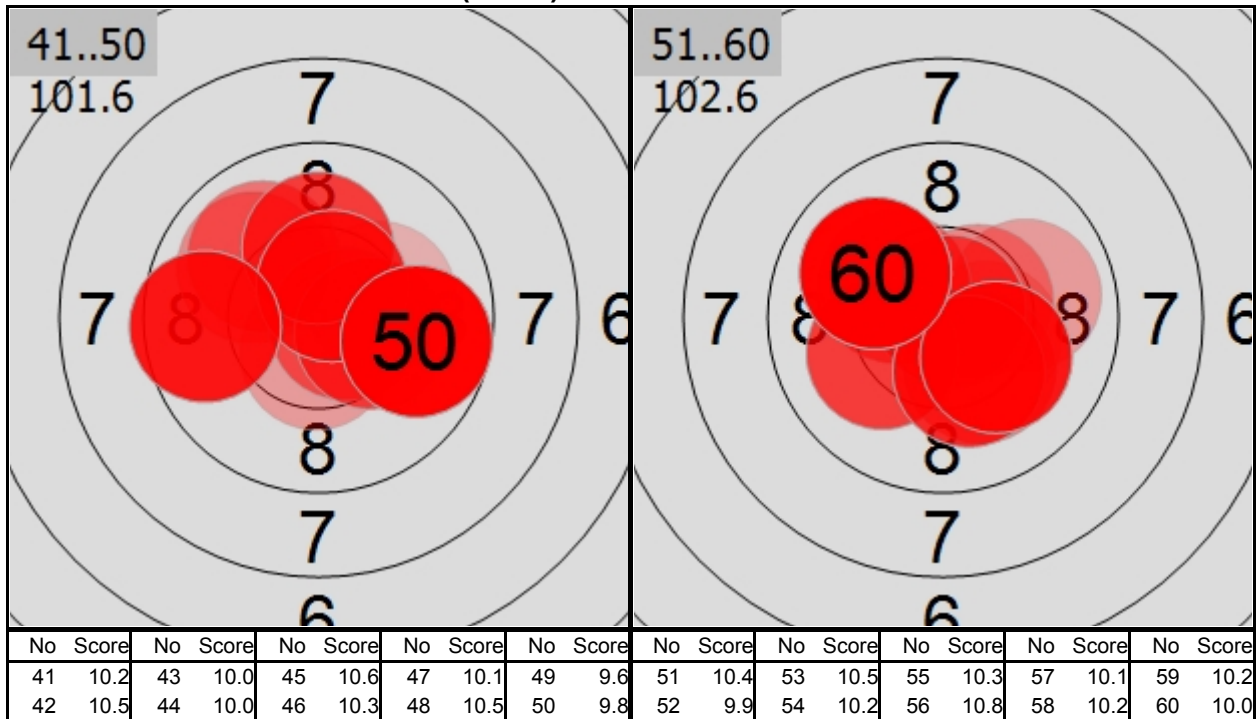
European Championship 10m  
Odense, Denmark  
25 February - 3 March 2013



## 10M AIR RIFLE MEN Junior BACCI Lorenzo ITA



(621.4) 621.0 Points





**EUROPEAN CHAMPIONSHIP 10M  
RIFLE / PISTOL / RUNNING TARGET  
ODENSE, DEN  
25 FEB – 3 MAR 2013**

**FINAL RESULTS  
10M AIR RIFLE WOMEN Junior  
FINALS**

WED 27 FEB 2013, START TIME 12:00

Junior

Rk	Bib No	Name	Nat	1st Comp. Stage		2nd Competition Stage - Elimination								Total	Remarks
1	1	UNGERANK Nadine	AUT	<b>31.2</b>	<b>62.0</b>	<b>82.7</b>	<b>103.4</b>	<b>124.8</b>	<b>145.2</b>	<b>166.5</b>	<b>187.5</b>	<b>208.5</b>	<b>208.5</b>		
				10.3	10.0	9.9	10.3	10.8	10.4	10.6	10.5	10.6			
				10.4	10.6	10.8	10.4	10.6	10.0	10.7	10.5	10.4			
				10.5	10.2										
2	8	GSCHWANDTN ER Selina	GER	<b>31.0</b>	<b>62.3</b>	<b>83.4</b>	<b>104.6</b>	<b>125.1</b>	<b>145.2</b>	<b>165.8</b>	<b>185.7</b>	<b>206.6</b>	<b>206.6</b>		
				10.2	10.2	10.5	10.4	10.1	10.2	10.0	10.0	10.2			
				10.4	10.5	10.6	10.8	10.4	9.9	10.6	9.9	10.7			
				10.4	10.6										
3	6	WESTERHEIM Malin	NOR	<b>30.4</b>	<b>62.2</b>	<b>82.5</b>	<b>102.5</b>	<b>122.8</b>	<b>143.9</b>	<b>164.8</b>	<b>185.4</b>		<b>185.4</b>		
				9.9	10.7	10.3	10.1	10.2	10.4	10.6	10.5				
				10.4	10.4	10.0	9.9	10.1	10.7	10.3	10.1				
				10.1	10.7										
4	3	MAZUROVA Nikola	CZE	<b>29.5</b>	<b>60.5</b>	<b>81.6</b>	<b>102.6</b>	<b>123.1</b>	<b>143.7</b>	<b>163.8</b>			<b>163.8</b>		
				10.2	10.5	10.7	10.5	10.4	10.2	10.2					
				9.7	10.1	10.4	10.5	10.1	10.4	9.9					
				9.6	10.4										
5	7	OHER Svitlana	UKR	<b>30.1</b>	<b>60.4</b>	<b>80.9</b>	<b>102.1</b>	<b>122.6</b>	<b>143.7</b>				<b>143.7</b>	SO	
				10.4	10.3	10.7	10.3	10.1	10.4						
				9.9	10.1	9.8	10.9	10.4	10.7						
				9.8	9.9										
6	2	KREUTZER Nina Laura	GER	<b>31.3</b>	<b>61.6</b>	<b>81.2</b>	<b>101.7</b>	<b>122.2</b>					<b>122.2</b>		
				9.9	10.3	9.9	10.3	10.1							
				10.7	9.9	9.7	10.2	10.4							
				10.7	10.1										
7	5	SOKOLOVA Lilia	RUS	<b>30.0</b>	<b>61.4</b>	<b>81.1</b>	<b>100.6</b>						<b>100.6</b>		
				10.0	10.4	9.2	10.0								
				9.3	10.5	10.5	9.5								
				10.7	10.5										
8	4	TODOROVIC Tiha	SRB	<b>30.5</b>	<b>61.1</b>	<b>80.5</b>							<b>80.5</b>		
				10.1	10.5	9.5									
				9.8	10.7	9.9									
				10.6	9.4										



# EUROPEAN CHAMPIONSHIP 10M RIFLE / PISTOL / RUNNING TARGET ODENSE, DEN 25 FEB – 3 MAR 2013

## RESULTS 10M AIR RIFLE WOMEN Junior QUALIFICATION

WED 27 FEB 2013, START TIME 12:00

**(Records)**

WRJ	0.0 ISSF Rule Change: World Record not established yet	2013
ERJ	0.0 ISSF Rule Change: World Record not established yet	2013

### Junior

Rank	FP	Bib No	Name	Nat	Series				Total	Remarks
					1	2	3	4		
1	6	1037	UNGERANK Nadine	AUT	104.4	106.2	104.0	104.0	418.6	QF
2	46	1321	KREUTZER Nina Laura	GER	104.3	104.5	104.0	101.9	414.7	QF
3	17	1146	MAZUROVA Nikola	CZE	104.8	102.6	103.3	103.7	414.4	QF
4	5	1645	TODOROVIC Tiha	SRB	103.9	104.5	104.0	101.9	414.3	QF
5	49	1594	SOKOLOVA Lilia	RUS	103.0	101.8	105.0	103.6	413.4	QF
6	41	1511	WESTERHEIM Malin	NOR	103.1	103.7	102.9	103.5	413.2	QF
7	59	1760	OHER Svitlana	UKR	101.3	103.6	104.8	103.2	412.9	QF
8	7	1314	GSCHWANDTNER Selina	GER	102.3	104.3	102.4	102.6	411.6	QF
9	37	1153	VOGNAROVA Gabriela	CZE	102.5	101.6	103.1	104.1	411.3	
10	36	1664	HOFSTETTER Vanessa	SUI	103.5	102.6	101.0	103.9	411.0	
11	56	1388	MEDVINER Polina	ISR	104.5	102.3	102.7	101.5	411.0	
12	58	1577	KITAEVA Daria	RUS	104.6	102.2	102.7	101.5	411.0	
13	78	1524	IWASZUK Zaneta	POL	102.3	104.3	101.9	102.4	410.9	
14	24	1099	TANEVA Neli	BUL	101.3	102.6	103.3	103.5	410.7	
15	25	1408	PITTERI Fulvia	ITA	101.5	102.6	104.1	102.4	410.6	
16	66	1106	BABIC Ivana	CRO	101.8	103.2	103.4	102.0	410.4	
17	29	1252	CONSTANT Elise	FRA	101.9	101.9	102.8	103.6	410.2	
18	73	1171	LANGHOFF Kathrine	DEN	103.0	101.7	101.5	103.7	409.9	
19	4	1485	NICOLAY Marije	NED	101.9	102.2	103.1	102.6	409.8	
20	57	1107	BERIC Masa	CRO	102.3	102.6	100.5	104.3	409.7	
21	77	1459	RAILEANU Ecaterina	MDA	100.5	103.2	101.8	104.2	409.7	
22	34	1658	CHRISTEN Nina	SUI	101.3	102.8	101.6	103.9	409.6	
23	14	1383	BURDELOV Maria	ISR	101.4	102.0	102.4	103.7	409.5	
24	67	1061	SEMAIRE Axelle	BEL	102.9	100.8	103.4	102.3	409.4	
25	54	1487	SMEETS Pea H M	NED	102.7	103.9	102.1	100.7	409.4	
26	64	1666	HORNUNG Sarah	SUI	102.4	100.8	102.5	103.6	409.3	
27	48	1704	NILSSON Louise	SWE	101.9	101.8	102.5	103.1	409.3	
28	11	1385	GALINSKY Lora Liron	ISR	100.8	103.1	102.7	102.6	409.2	
29	60	1232	LANGSTROM Katarina	FIN	100.5	103.1	102.6	102.9	409.1	
30	47	1726	KOCA Seymanur	TUR	102.5	101.3	101.4	103.7	408.9	



Rank	FP	Bib No	Name	Nat	Series				Total	Remarks
					1	2	3	4		
31	32	1505	LUND Katrine	<u>NOR</u>	103.1	100.9	102.1	102.8	<b>408.9</b>	
32	18	1484	MULDER Mandy	<u>NED</u>	104.1	101.2	100.7	102.8	<b>408.8</b>	
33	71	1290	SYKES Larissa Nadya	GBR	102.1	103.0	102.4	101.3	<b>408.8</b>	
34	45	1498	BUSK Sina Oleane	<u>NOR</u>	102.7	103.1	100.5	102.4	<b>408.7</b>	
35	76	1310	DUMMER Monika	<u>GER</u>	103.0	102.5	102.3	100.6	<b>408.4</b>	
36	74	1236	SIHVONEN Annika	<u>FIN</u>	102.0	101.4	101.7	103.2	<b>408.3</b>	
37	16	1705	OLSSON Susanna	<u>SWE</u>	101.0	102.9	102.1	102.3	<b>408.3</b>	
38	19	1363	SZIJJ Katinka	<u>HUN</u>	100.3	102.6	103.7	101.6	<b>408.2</b>	
39	27	1109	GUSTIN Valentina	<u>CRO</u>	99.5	102.7	103.6	102.2	<b>408.0</b>	
40	12	1154	VRANKOVA Monika	<u>CZE</u>	100.2	103.0	103.3	101.5	<b>408.0</b>	
41	44	1530	SWIDERSKA Kinga	<u>POL</u>	103.6	101.1	102.5	100.6	<b>407.8</b>	
42	21	1068	DJEKANOVIC Tatjana	BIH	102.6	101.5	103.0	100.5	<b>407.6</b>	
43	51	1436	CESYNAITE Jurate	LTU	101.8	101.0	102.9	101.8	<b>407.5</b>	
44	52	1161	ANDERSEN Camilla	<u>DEN</u>	101.0	102.0	103.6	100.7	<b>407.3</b>	
45	42	1015	TIGRANYAN Svetlana	ARM	100.3	102.2	103.6	101.1	<b>407.2</b>	
46	62	1056	CLAESSENS Manon	BEL	101.7	103.1	102.7	99.7	<b>407.2</b>	
47	55	1531	SZCZUREK Wioletta	<u>POL</u>	102.0	100.6	102.3	102.2	<b>407.1</b>	
48	53	1398	BURGO Mara Caterina	<u>ITA</u>	101.3	102.6	100.7	102.3	<b>406.9</b>	
49	63	1687	SKOTKOVA Dominika	SVK	101.6	102.6	101.0	101.6	<b>406.8</b>	
50	39	1424	PETROVSKA Dace	LAT	101.9	100.9	101.9	101.7	<b>406.4</b>	
51	65	1570	DIAKOVA Yulia	<u>RUS</u>	101.0	100.3	102.1	102.9	<b>406.3</b>	
52	28	1100	ZVISOVA Tanya	BUL	100.7	102.4	101.2	101.8	<b>406.1</b>	
53	10	1737	AGLIULINA Elina	<u>UKR</u>	100.7	99.2	103.6	102.5	<b>406.0</b>	
54	50	1694	ANDERSSON Annie	<u>SWE</u>	100.4	100.9	102.2	102.4	<b>405.9</b>	
55	20	1271	ROY Marie	<u>FRA</u>	98.4	102.0	102.9	102.5	<b>405.8</b>	
56	43	1207	KOLJUHHINA Valeria	<u>EST</u>	102.7	101.4	101.7	99.9	<b>405.7</b>	
57	13	1467	BALABAN Nina	MKD	100.9	101.1	101.3	102.2	<b>405.5</b>	
58	9	1240	TATTARI Saana	<u>FIN</u>	100.9	101.8	99.2	103.1	<b>405.0</b>	
59	33	1415	ZIVIANI Martina	<u>ITA</u>	102.3	102.6	101.8	98.2	<b>404.9</b>	
60	30	1174	NIELSEN Camilla Birch	<u>DEN</u>	100.0	100.7	102.0	101.6	<b>404.3</b>	
61	23	1439	KLIMOVA Svetlana	LTU	99.9	99.4	101.8	102.5	<b>403.6</b>	
62	72	1555	CRISTEA Ioana Giorgiana	ROU	97.8	100.7	103.1	101.2	<b>402.8</b>	
63	75	1641	PALECEK Dragana	<u>SRB</u>	100.0	100.8	101.3	100.7	<b>402.8</b>	
64	22	1261	HUARD Samira	<u>FRA</u>	98.4	101.5	99.8	101.6	<b>401.3</b>	
65	15	1635	KOLARIK Tijana	<u>SRB</u>	99.7	100.3	98.2	103.0	<b>401.2</b>	
66	8	1743	CHYZHOVA Maryna	<u>UKR</u>	101.9	98.6	99.0	101.4	<b>400.9</b>	
67	68	1556	ILIE Laura Georgeta	ROU	101.0	100.3	99.8	98.5	<b>399.6</b>	
68	61	1352	HANAK Gabriella	<u>HUN</u>	102.3	100.4	99.4	97.3	<b>399.4</b>	
69	38	1474	RADOVIC Mirjana	MNE	99.0	101.6	101.1	97.6	<b>399.3</b>	
70	35	1193	GRANDE Paula	ESP	101.4	96.7	99.4	101.4	<b>398.9</b>	
71	69	1368	TOMA Dorina	<u>HUN</u>	96.9	102.7	98.2	101.0	<b>398.8</b>	
72	70	1212	NIKOLAJEVA Darja	<u>EST</u>	99.5	99.4	98.7	99.9	<b>397.5</b>	
73	40	1208	KORE Anette Caroline	<u>EST</u>	97.3	93.1	99.4	96.7	<b>386.5</b>	
		1028	OBERHOFER Michelle	AUT						DNS



# EUROPEAN CHAMPIONSHIP 10M RIFLE / PISTOL / RUNNING TARGET ODENSE, DEN 25 FEB – 3 MAR 2013

## RESULTS 10M AIR RIFLE WOMEN Junior TEAM

WED 27 FEB 2013, START TIME 12:00

**(Records)**

WRJ	0.0 ISSF Rule Change: World Record not established yet	2013
ERJ	0.0 ISSF Rule Change: World Record not established yet	2013

### Junior

Rank	Bib No	Name	Series				Total	Remarks
			1	2	3	4		
<b>1</b>		<b>GER - Germany</b>	<b>309.6</b>	<b>311.3</b>	<b>308.7</b>	<b>305.1</b>	<b>1234.7</b>	<b>WRJ ERJ</b>
	1321	KREUTZER Nina Laura	104.3	104.5	104.0	101.9	<b>414.7</b>	
	1314	GSCHWANDTNER Selina	102.3	104.3	102.4	102.6	<b>411.6</b>	
	1310	DUMMER Monika	103.0	102.5	102.3	100.6	<b>408.4</b>	
<b>2</b>		<b>CZE - Czech Republic</b>	<b>307.5</b>	<b>307.2</b>	<b>309.7</b>	<b>309.3</b>	<b>1233.7</b>	
	1146	MAZUROVA Nikola	104.8	102.6	103.3	103.7	<b>414.4</b>	
	1153	VOGNAROVA Gabriela	102.5	101.6	103.1	104.1	<b>411.3</b>	
	1154	VRANKOVA Monika	100.2	103.0	103.3	101.5	<b>408.0</b>	
<b>3</b>		<b>NOR - Norway</b>	<b>308.9</b>	<b>307.7</b>	<b>305.5</b>	<b>308.7</b>	<b>1230.8</b>	
	1511	WESTERHEIM Malin	103.1	103.7	102.9	103.5	<b>413.2</b>	
	1505	LUND Katrine	103.1	100.9	102.1	102.8	<b>408.9</b>	
	1498	BUSK Sina Oleane	102.7	103.1	100.5	102.4	<b>408.7</b>	
<b>4</b>		<b>RUS - Russian Federation</b>	<b>308.6</b>	<b>304.3</b>	<b>309.8</b>	<b>308.0</b>	<b>1230.7</b>	
	1594	SOKOLOVA Lilia	103.0	101.8	105.0	103.6	<b>413.4</b>	
	1577	KITAEVA Daria	104.6	102.2	102.7	101.5	<b>411.0</b>	
	1570	DIAKOVA Yulia	101.0	100.3	102.1	102.9	<b>406.3</b>	
<b>5</b>		<b>SUI - Switzerland</b>	<b>307.2</b>	<b>306.2</b>	<b>305.1</b>	<b>311.4</b>	<b>1229.9</b>	
	1664	HOFSTETTER Vanessa	103.5	102.6	101.0	103.9	<b>411.0</b>	
	1658	CHRISTEN Nina	101.3	102.8	101.6	103.9	<b>409.6</b>	
	1666	HORNUNG Sarah	102.4	100.8	102.5	103.6	<b>409.3</b>	
<b>6</b>		<b>ISR - Israel</b>	<b>306.7</b>	<b>307.4</b>	<b>307.8</b>	<b>307.8</b>	<b>1229.7</b>	
	1388	MEDVNER Polina	104.5	102.3	102.7	101.5	<b>411.0</b>	
	1383	BURDELOV Maria	101.4	102.0	102.4	103.7	<b>409.5</b>	
	1385	GALINSKY Lora Liron	100.8	103.1	102.7	102.6	<b>409.2</b>	

Rank	Bib No	Name	Series				Total	Remarks
			1	2	3	4		
<b>7</b>		<b>CRO - Croatia</b>	<b>303.6</b>	<b>308.5</b>	<b>307.5</b>	<b>308.5</b>	<b>1228.1</b>	
	1106	BABIC Ivana	101.8	103.2	103.4	102.0	<b>410.4</b>	
	1107	BERIC Masa	102.3	102.6	100.5	104.3	<b>409.7</b>	
	1109	GUSTIN Valentina	99.5	102.7	103.6	102.2	<b>408.0</b>	
<b>8</b>		<b>NED - Netherlands</b>	<b>308.7</b>	<b>307.3</b>	<b>305.9</b>	<b>306.1</b>	<b>1228.0</b>	
	1485	NICOLAY Marije	101.9	102.2	103.1	102.6	<b>409.8</b>	
	1487	SMEETS Pea H M	102.7	103.9	102.1	100.7	<b>409.4</b>	
	1484	MULDER Mandy	104.1	101.2	100.7	102.8	<b>408.8</b>	
<b>9</b>		<b>POL - Poland</b>	<b>307.9</b>	<b>306.0</b>	<b>306.7</b>	<b>305.2</b>	<b>1225.8</b>	
	1524	IWASZUK Zaneta	102.3	104.3	101.9	102.4	<b>410.9</b>	
	1530	SWIDERSKA Kinga	103.6	101.1	102.5	100.6	<b>407.8</b>	
	1531	SZCZUREK Wioletta	102.0	100.6	102.3	102.2	<b>407.1</b>	
<b>10</b>		<b>SWE - Sweden</b>	<b>303.3</b>	<b>305.6</b>	<b>306.8</b>	<b>307.8</b>	<b>1223.5</b>	
	1704	NILSSON Louise	101.9	101.8	102.5	103.1	<b>409.3</b>	
	1705	OLSSON Susanna	101.0	102.9	102.1	102.3	<b>408.3</b>	
	1694	ANDERSSON Annie	100.4	100.9	102.2	102.4	<b>405.9</b>	
<b>11</b>		<b>FIN - Finland</b>	<b>303.4</b>	<b>306.3</b>	<b>303.5</b>	<b>309.2</b>	<b>1222.4</b>	
	1232	LANGSTROM Katarina	100.5	103.1	102.6	102.9	<b>409.1</b>	
	1236	SIHVONEN Annika	102.0	101.4	101.7	103.2	<b>408.3</b>	
	1240	TATTARI Saana	100.9	101.8	99.2	103.1	<b>405.0</b>	
<b>12</b>		<b>ITA - Italy</b>	<b>305.1</b>	<b>307.8</b>	<b>306.6</b>	<b>302.9</b>	<b>1222.4</b>	
	1408	PITTERI Fulvia	101.5	102.6	104.1	102.4	<b>410.6</b>	
	1398	BURGO Mara Caterina	101.3	102.6	100.7	102.3	<b>406.9</b>	
	1415	ZIVIANI Martina	102.3	102.6	101.8	98.2	<b>404.9</b>	
<b>13</b>		<b>DEN - Denmark</b>	<b>304.0</b>	<b>304.4</b>	<b>307.1</b>	<b>306.0</b>	<b>1221.5</b>	
	1171	LANGHOFF Kathrine	103.0	101.7	101.5	103.7	<b>409.9</b>	
	1161	ANDERSEN Camilla	101.0	102.0	103.6	100.7	<b>407.3</b>	
	1174	NIELSEN Camilla Birch	100.0	100.7	102.0	101.6	<b>404.3</b>	
<b>14</b>		<b>UKR - Ukraine</b>	<b>303.9</b>	<b>301.4</b>	<b>307.4</b>	<b>307.1</b>	<b>1219.8</b>	
	1760	OHHER Svitlana	101.3	103.6	104.8	103.2	<b>412.9</b>	
	1737	AGLIULINA Elina	100.7	99.2	103.6	102.5	<b>406.0</b>	
	1743	CHYZHOVA Maryna	101.9	98.6	99.0	101.4	<b>400.9</b>	
<b>15</b>		<b>SRB - Serbia</b>	<b>303.6</b>	<b>305.6</b>	<b>303.5</b>	<b>305.6</b>	<b>1218.3</b>	
	1645	TODOROVIC Tiha	103.9	104.5	104.0	101.9	<b>414.3</b>	
	1641	PALECEK Dragana	100.0	100.8	101.3	100.7	<b>402.8</b>	
	1635	KOLARIK Tijana	99.7	100.3	98.2	103.0	<b>401.2</b>	

Rank	Bib No	Name	Series				Total	Remarks
			1	2	3	4		
<b>16</b>		<b>FRA - France</b>	<b>298.7</b>	<b>305.4</b>	<b>305.5</b>	<b>307.7</b>	<b>1217.3</b>	
	1252	CONSTANT Elise	101.9	101.9	102.8	103.6	<b>410.2</b>	
	1271	ROY Marie	98.4	102.0	102.9	102.5	<b>405.8</b>	
	1261	HUARD Samira	98.4	101.5	99.8	101.6	<b>401.3</b>	
<b>17</b>		<b>HUN - Hungary</b>	<b>299.5</b>	<b>305.7</b>	<b>301.3</b>	<b>299.9</b>	<b>1206.4</b>	
	1363	SZIJJ Katinka	100.3	102.6	103.7	101.6	<b>408.2</b>	
	1352	HANAK Gabriella	102.3	100.4	99.4	97.3	<b>399.4</b>	
	1368	TOMA Dorina	96.9	102.7	98.2	101.0	<b>398.8</b>	
<b>18</b>		<b>EST - Estonia</b>	<b>299.5</b>	<b>293.9</b>	<b>299.8</b>	<b>296.5</b>	<b>1189.7</b>	
	1207	KOLJUHHINA Valeria	102.7	101.4	101.7	99.9	<b>405.7</b>	
	1212	NIKOLAJEVA Darja	99.5	99.4	98.7	99.9	<b>397.5</b>	
	1208	KORE Anette Caroline	97.3	93.1	99.4	96.7	<b>386.5</b>	

Protest Date / Time:

### Summary

Number of shooters on this list: 54; Total number of shooters: 74; Total number of teams: 18

### Legend

H j'g'K cf'X'UbX'9i fcdYUb'FYWcfXg'UFYdfcj j]g]cbU`]b`&\$%

24941856

ERJ European Record Junior

QF

Qualified for Finals

WRJ

World Record Junior

Version of 28 FEB 2013, 07:44

Q300000TA2702131200.20.AR40.0.001.pdf

86F7

11

Page 3 of 3



# European Championship 10m Odense

European Championship 10m  
Odense, Denmark  
25 February - 3 March 2013



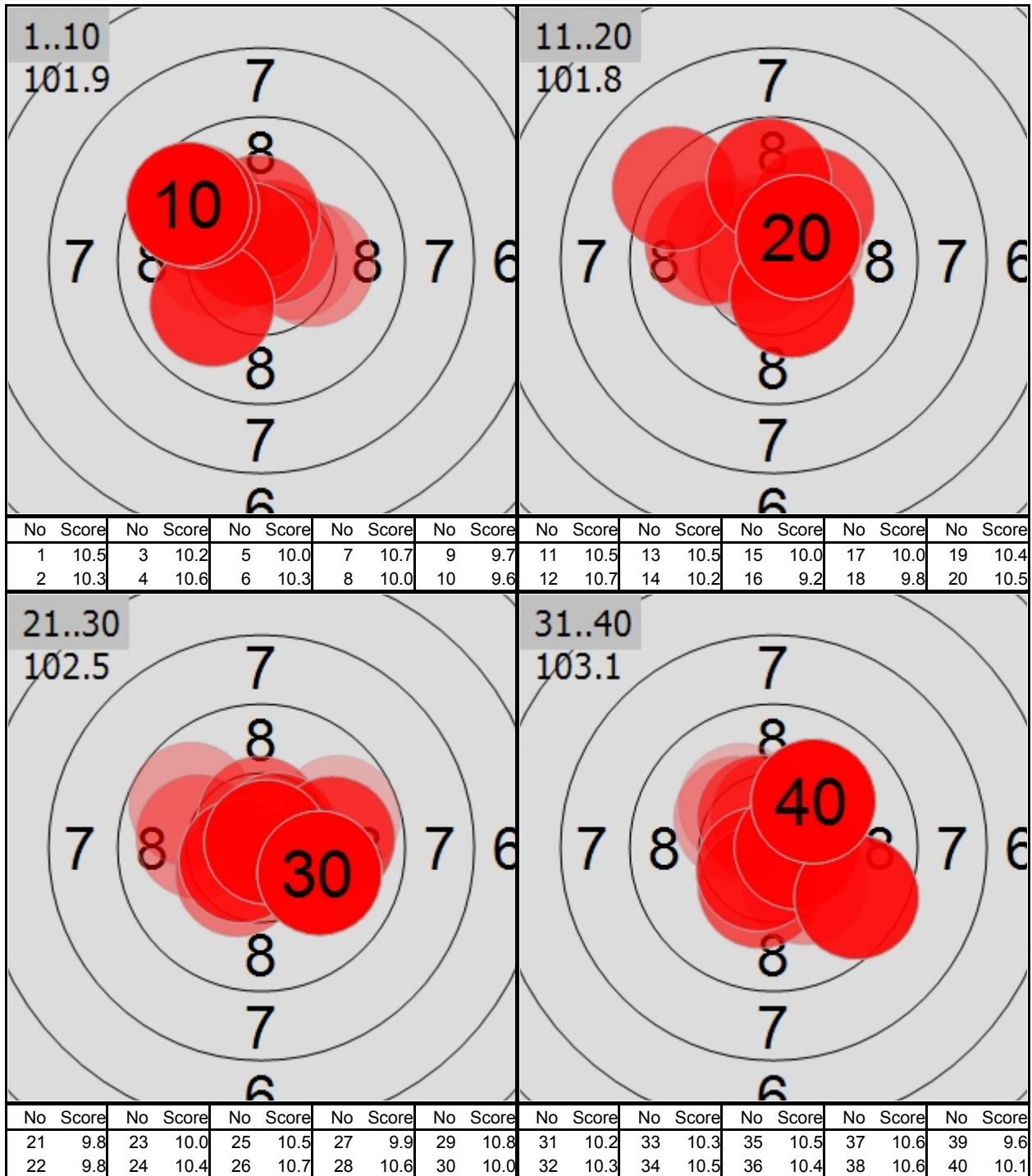
## 10M AIR RIFLE WOMEN Junior NILSSON Louise SWE



409.3 Points

### Qualification

WED 27 FEB 2013 12:00



# European Championship 10m Odense

European Championship 10m  
Odense, Denmark  
25 February - 3 March 2013



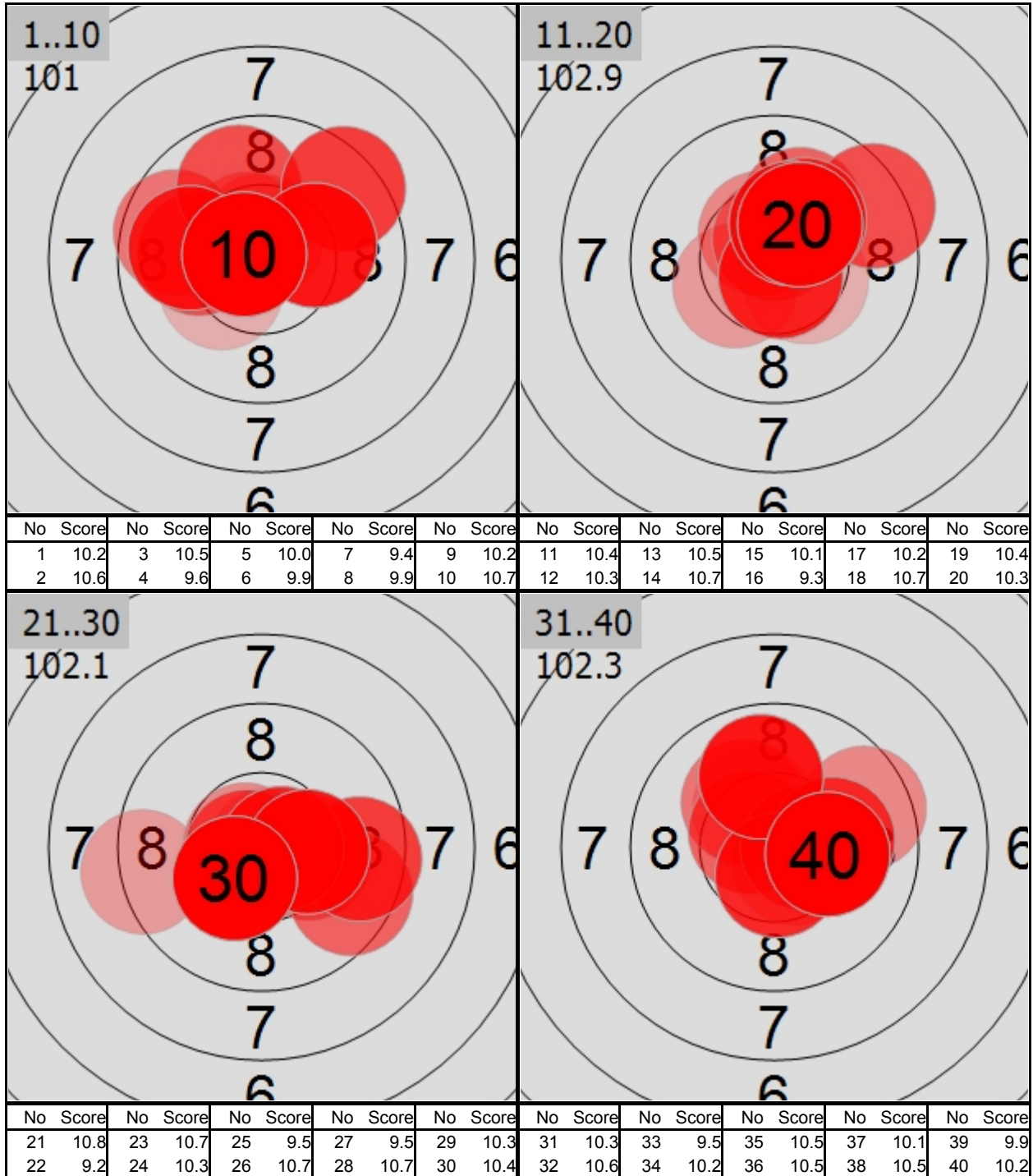
## 10M AIR RIFLE WOMEN Junior OLSSON Susanna SWE



408.3 Points

### Qualification

WED 27 FEB 2013 12:00



# European Championship 10m Odense

European Championship 10m  
Odense, Denmark  
25 February - 3 March 2013



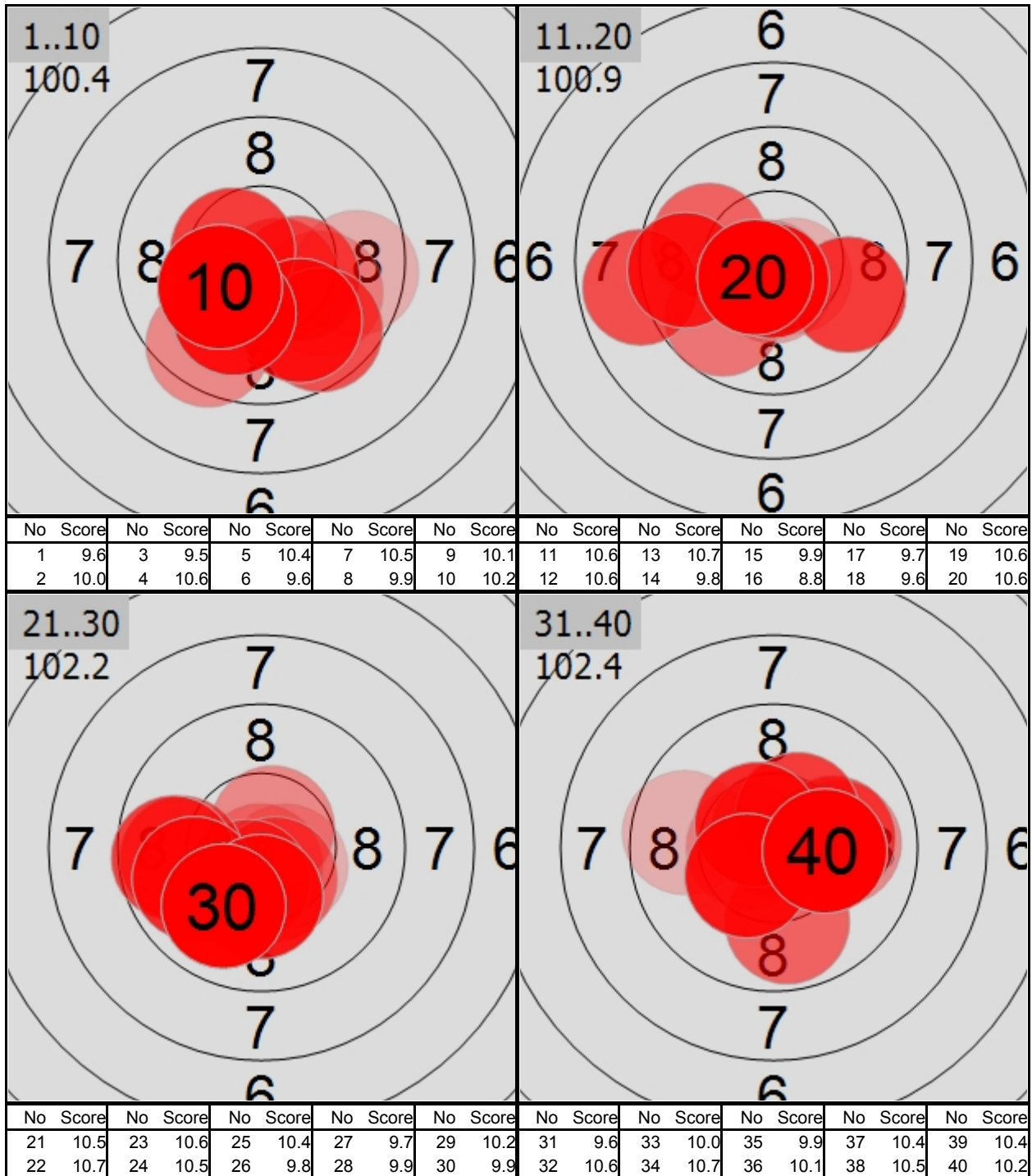
## 10M AIR RIFLE WOMEN Junior ANDERSSON Annie SWE



405.9 Points

### Qualification

WED 27 FEB 2013 12:00



# European Championship 10m Odense

European Championship 10m  
Odense, Denmark  
25 February - 3 March 2013



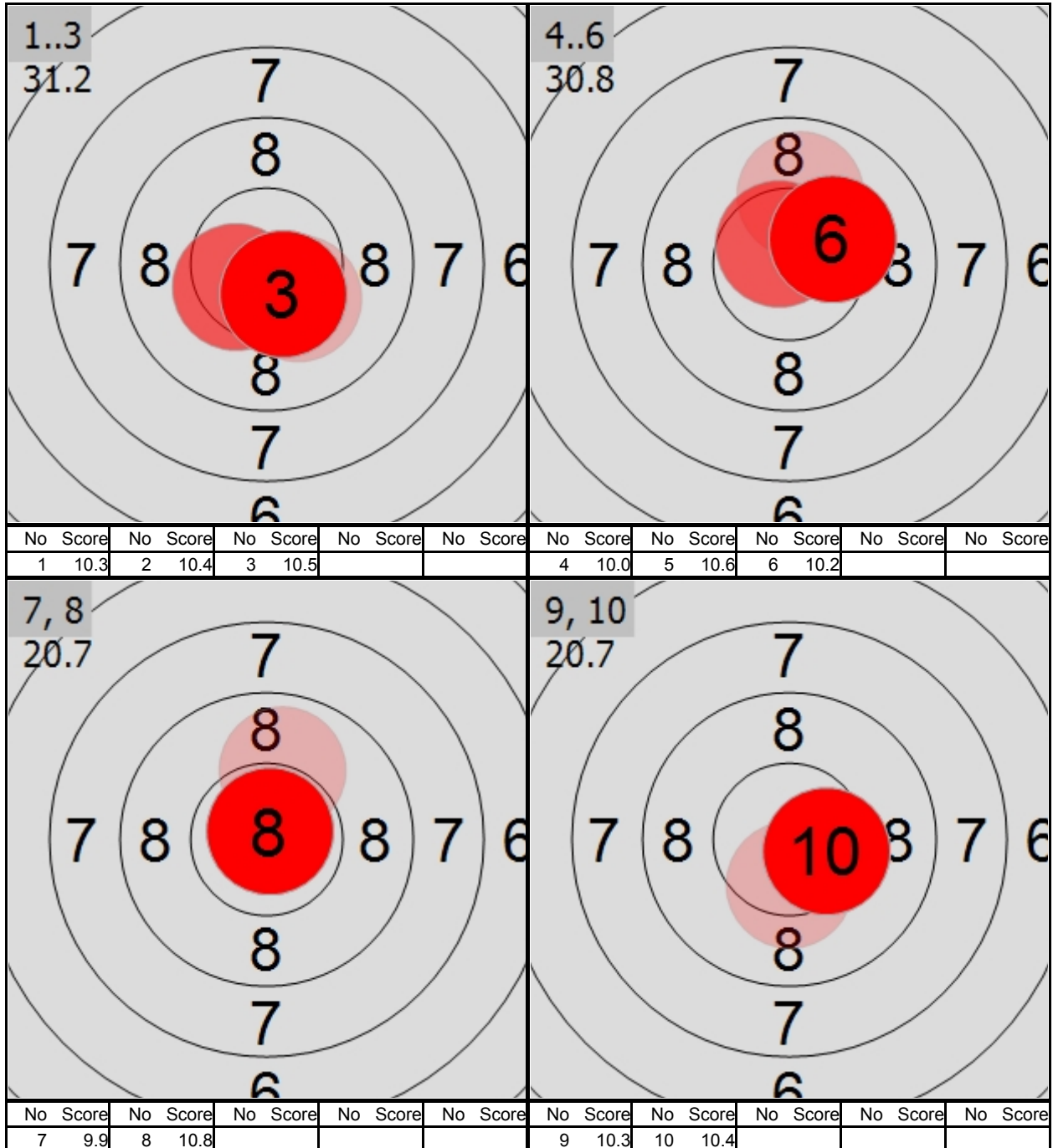
## 10M AIR RIFLE WOMEN Junior UNGERANK Nadine AUT



(418.6) 419.0 Points

Final

WED 27 FEB 2013 12:00





# European Championship 10m Odense

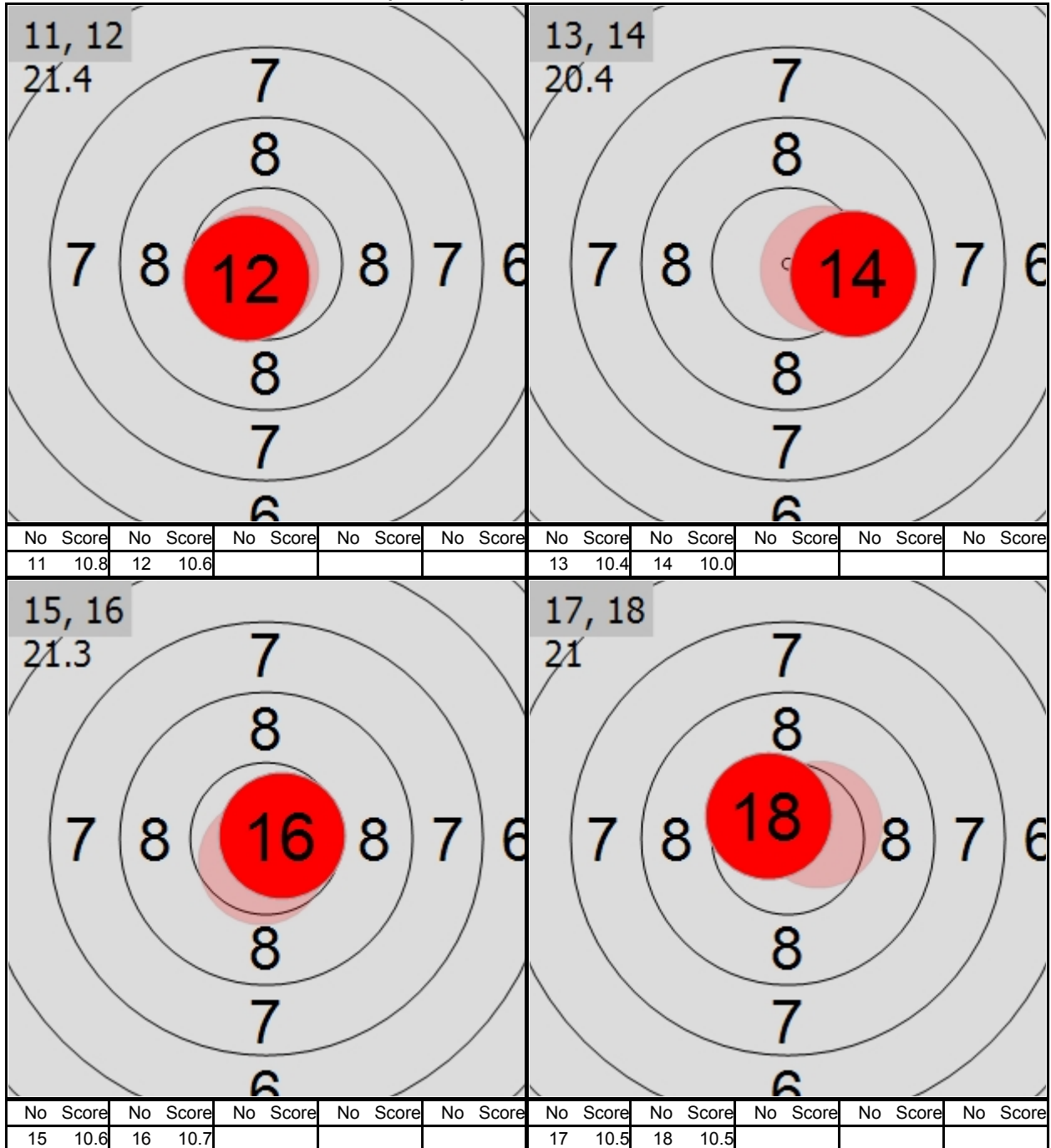
European Championship 10m  
Odense, Denmark  
25 February - 3 March 2013



## 10M AIR RIFLE WOMEN Junior UNGERANK Nadine AUT



(418.6) 419.0 Points



# European Championship 10m Odense

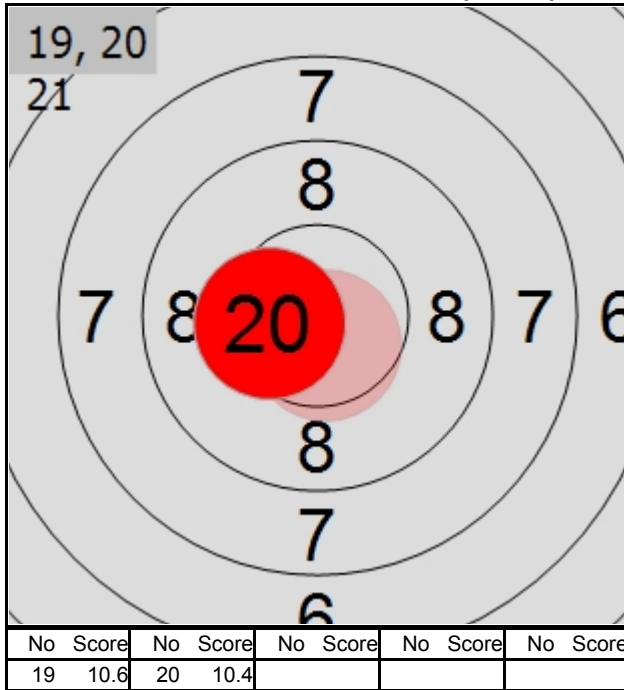
European Championship 10m  
Odense, Denmark  
25 February - 3 March 2013



## 10M AIR RIFLE WOMEN Junior UNGERANK Nadine AUT



(418.6) 419.0 Points



# European Championship 10m Odense

European Championship 10m  
Odense, Denmark  
25 February - 3 March 2013



## 10M AIR RIFLE WOMEN Junior UNGERANK Nadine AUT



(418.6) 419.0 Points

### Qualification

WED 27 FEB 2013 12:00

