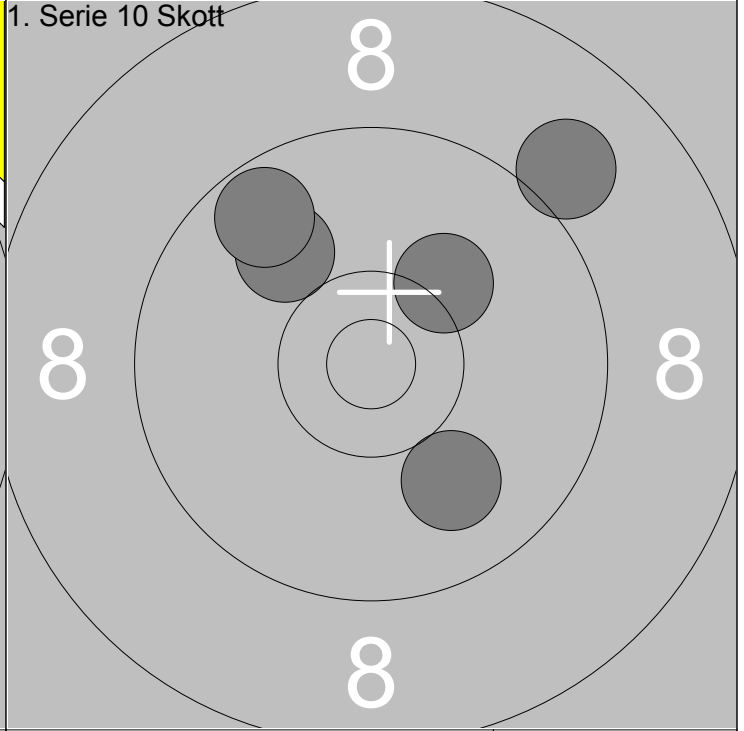
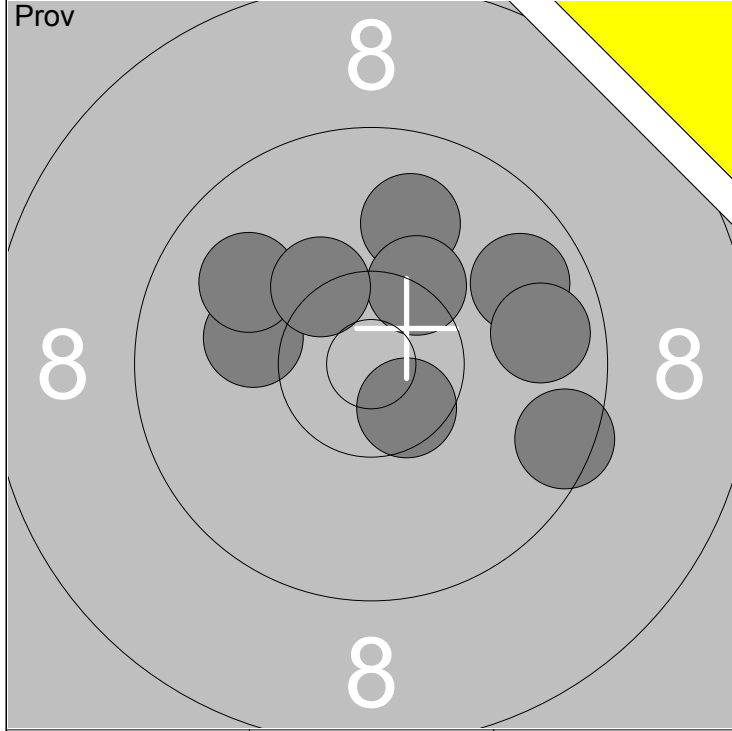
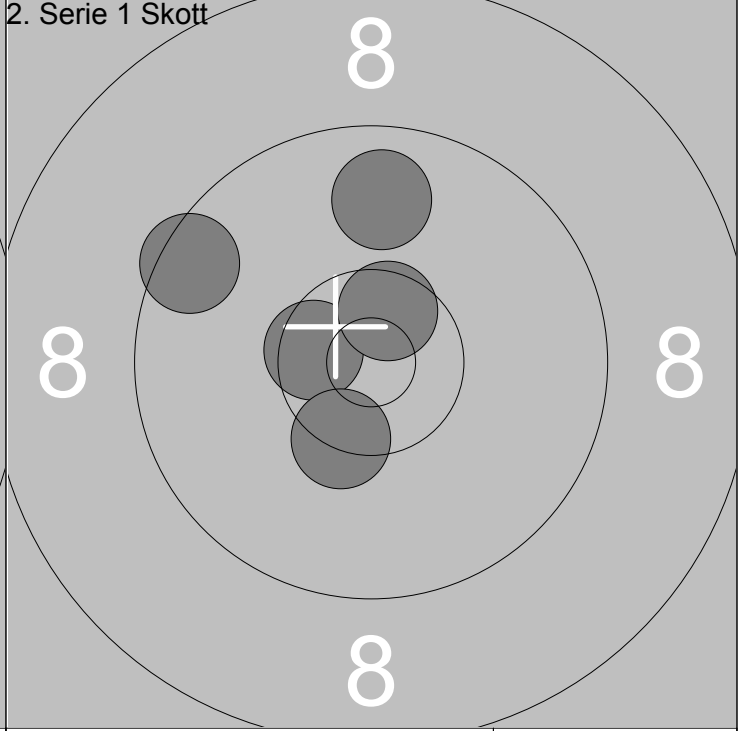
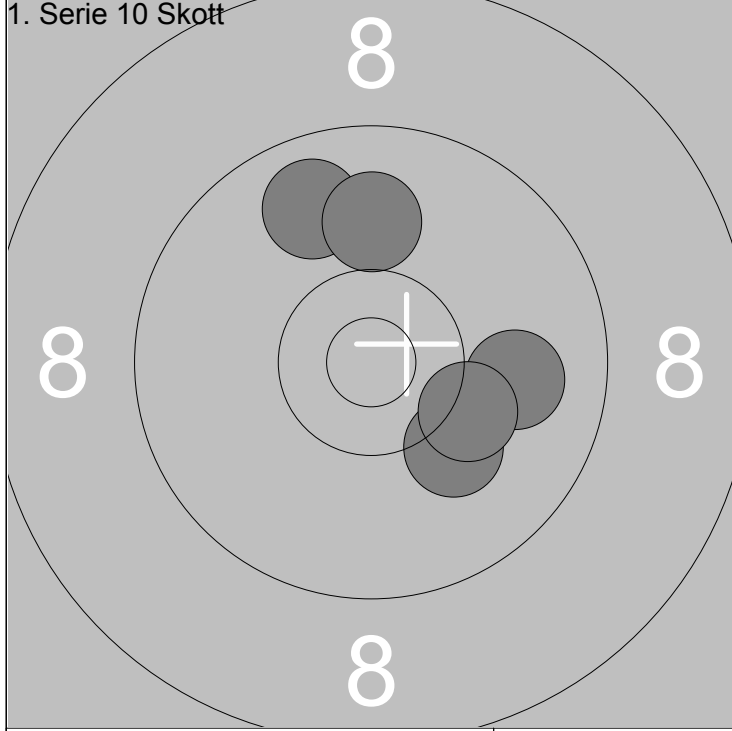


<div style="text-align: center;">Prov</div>	<table style="width:100%; border-collapse: collapse;"> <tr><td>1:</td><td>10.5</td><td>↖</td></tr> <tr><td>2:</td><td>9.0</td><td>↘</td></tr> <tr><td>3:</td><td>10.0</td><td>↖</td></tr> <tr><td>4:</td><td>10.4</td><td>↖</td></tr> <tr><td>5:</td><td>10.5</td><td>↖</td></tr> <tr><td>6:</td><td>9.8</td><td>→</td></tr> <tr><td>7:</td><td>10.1</td><td>↘</td></tr> <tr><td>8:</td><td>9.8</td><td>↗</td></tr> <tr><td>9:</td><td>8.9</td><td>↘</td></tr> <tr><td>10:</td><td>10.7</td><td>↘</td></tr> <tr><td colspan="2">Serie</td><td>95.0</td></tr> <tr><td colspan="2">Total</td><td>193.0</td></tr> </table>	1:	10.5	↖	2:	9.0	↘	3:	10.0	↖	4:	10.4	↖	5:	10.5	↖	6:	9.8	→	7:	10.1	↘	8:	9.8	↗	9:	8.9	↘	10:	10.7	↘	Serie		95.0	Total		193.0	<div style="text-align: center;">Prov</div>	<table style="width:100%; border-collapse: collapse;"> <tr><td>11:</td><td>10.1</td><td>→</td></tr> <tr><td>12:</td><td>9.6</td><td>↑</td></tr> <tr><td colspan="2">Serie</td><td>19.0</td></tr> <tr><td colspan="2">Total</td><td>193.0</td></tr> </table>	11:	10.1	→	12:	9.6	↑	Serie		19.0	Total		193.0
1:	10.5	↖																																																	
2:	9.0	↘																																																	
3:	10.0	↖																																																	
4:	10.4	↖																																																	
5:	10.5	↖																																																	
6:	9.8	→																																																	
7:	10.1	↘																																																	
8:	9.8	↗																																																	
9:	8.9	↘																																																	
10:	10.7	↘																																																	
Serie		95.0																																																	
Total		193.0																																																	
11:	10.1	→																																																	
12:	9.6	↑																																																	
Serie		19.0																																																	
Total		193.0																																																	
<div style="text-align: center;">1. Serie 10 Skott</div>	<table style="width:100%; border-collapse: collapse;"> <tr><td>1:</td><td>8.3</td><td>↘</td></tr> <tr><td>2:</td><td>9.2</td><td>↘</td></tr> <tr><td>3:</td><td>9.7</td><td>←</td></tr> <tr><td>4:</td><td>9.6</td><td>↘</td></tr> <tr><td>5:</td><td>9.8</td><td>→</td></tr> <tr><td colspan="2">Serie</td><td>44.0</td></tr> <tr><td colspan="2">Total</td><td>237.0</td></tr> </table>	1:	8.3	↘	2:	9.2	↘	3:	9.7	←	4:	9.6	↘	5:	9.8	→	Serie		44.0	Total		237.0	<div style="text-align: center;">1. Serie 10 Skott</div>	<table style="width:100%; border-collapse: collapse;"> <tr><td>6:</td><td>9.0</td><td>↘</td></tr> <tr><td>7:</td><td>9.4</td><td>→</td></tr> <tr><td>8:</td><td>10.3</td><td>↘</td></tr> <tr><td>9:</td><td>9.9</td><td>↘</td></tr> <tr><td>10:</td><td>9.9</td><td>↑</td></tr> <tr><td colspan="2">Serie</td><td>46.0</td></tr> <tr><td colspan="2">Total</td><td>283.0</td></tr> </table>	6:	9.0	↘	7:	9.4	→	8:	10.3	↘	9:	9.9	↘	10:	9.9	↑	Serie		46.0	Total		283.0						
1:	8.3	↘																																																	
2:	9.2	↘																																																	
3:	9.7	←																																																	
4:	9.6	↘																																																	
5:	9.8	→																																																	
Serie		44.0																																																	
Total		237.0																																																	
6:	9.0	↘																																																	
7:	9.4	→																																																	
8:	10.3	↘																																																	
9:	9.9	↘																																																	
10:	9.9	↑																																																	
Serie		46.0																																																	
Total		283.0																																																	
<div style="text-align: center;">2. Serie 1 Skott</div>	<table style="width:100%; border-collapse: collapse;"> <tr><td>1:</td><td>10.0</td><td>←</td></tr> <tr><td>2:</td><td>9.5</td><td>↓</td></tr> <tr><td>3:</td><td>9.2</td><td>↘</td></tr> <tr><td>4:</td><td>9.3</td><td>↓</td></tr> <tr><td>5:</td><td>9.5</td><td>←</td></tr> <tr><td colspan="2">Serie</td><td>46.0</td></tr> <tr><td colspan="2">Total</td><td>329.0</td></tr> </table>	1:	10.0	←	2:	9.5	↓	3:	9.2	↘	4:	9.3	↓	5:	9.5	←	Serie		46.0	Total		329.0																													
1:	10.0	←																																																	
2:	9.5	↓																																																	
3:	9.2	↘																																																	
4:	9.3	↓																																																	
5:	9.5	←																																																	
Serie		46.0																																																	
Total		329.0																																																	



1: 9.9 ↗	6: 9.5 →	Serie 85
2: 10.1 ←	7: 9.7 →	
3: 10.6x ↘	8: 9.9 ↖	Total 192
4: 9.8 ↗	9: 10.3x ↗	
5: 10.3x ↗		

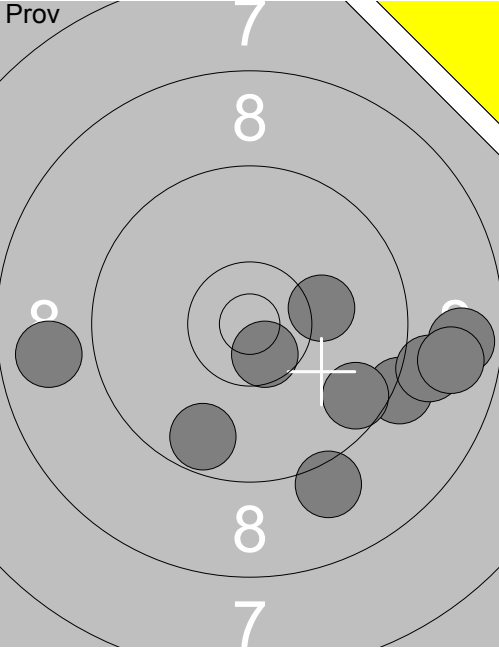
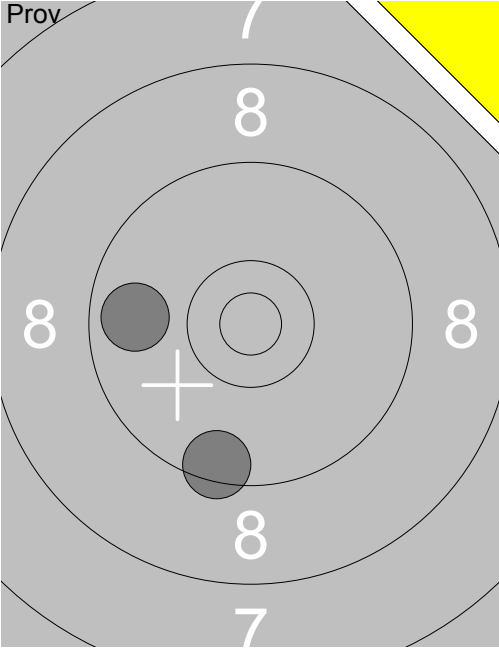
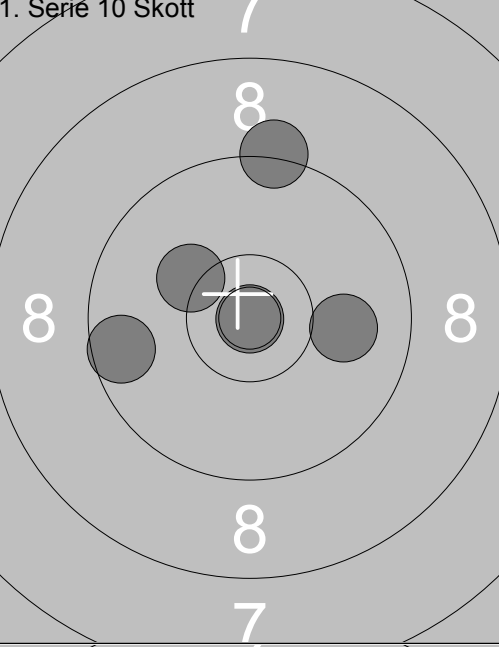
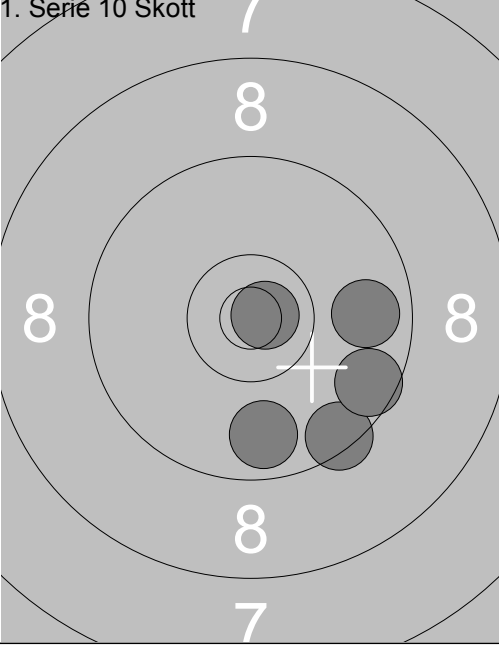
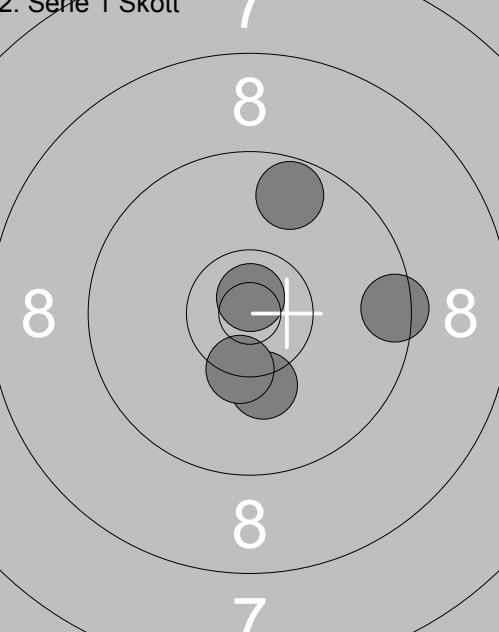
1: 10.2 ↗	Serie 48
2: 9.0 ↗	
3: 10.0 ↘	Total 240
4: 10.0 ↗	
5: 9.7 ↖	

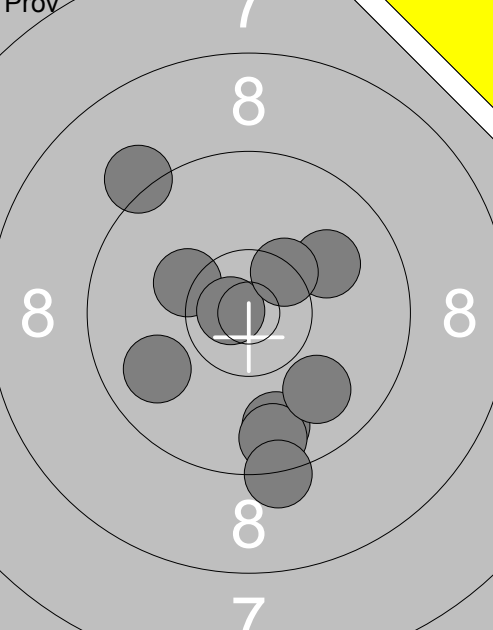
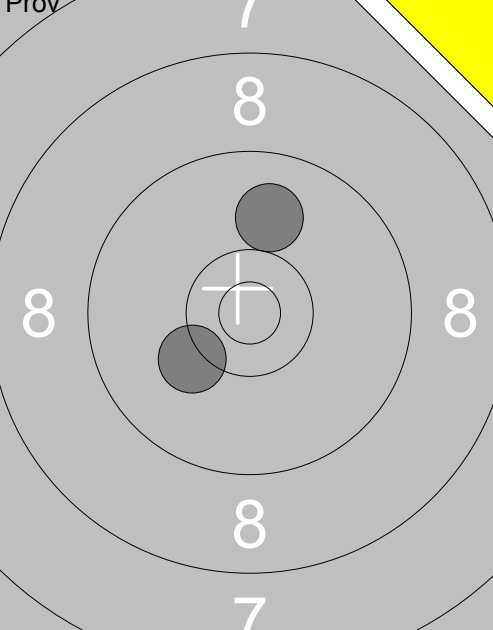
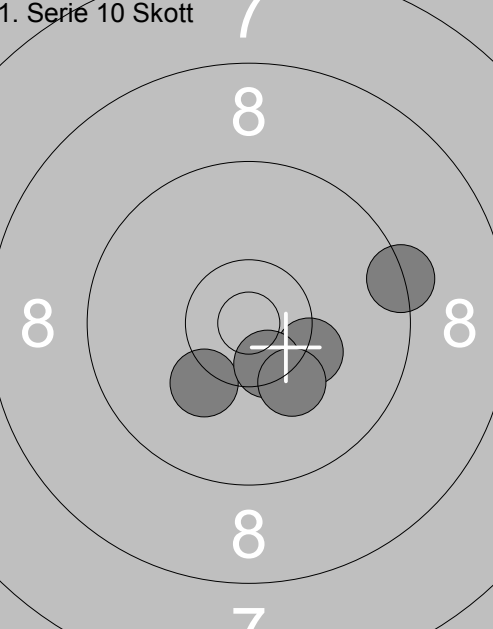
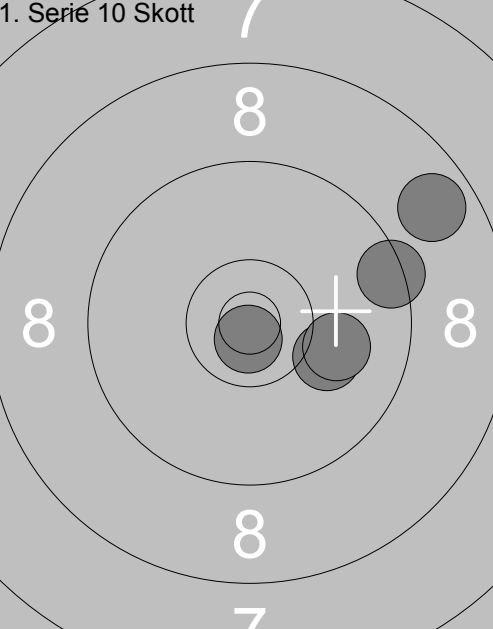
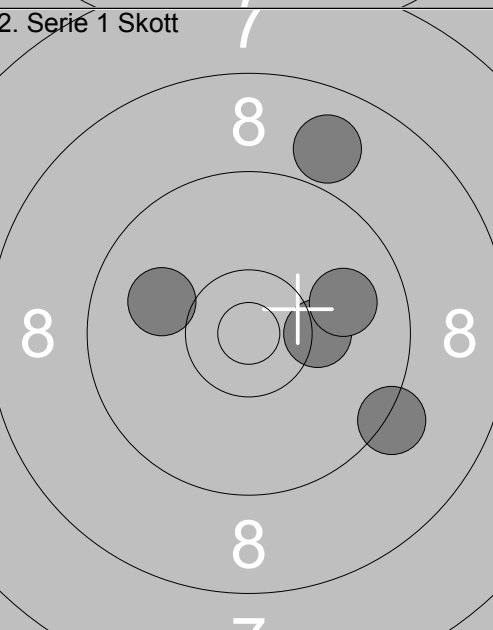



6: 10.1 ↘	Serie 48
7: 9.9 →	
8: 9.8 ↗	Total 288
9: 10.0 ↗	
10: 10.2 ↘	

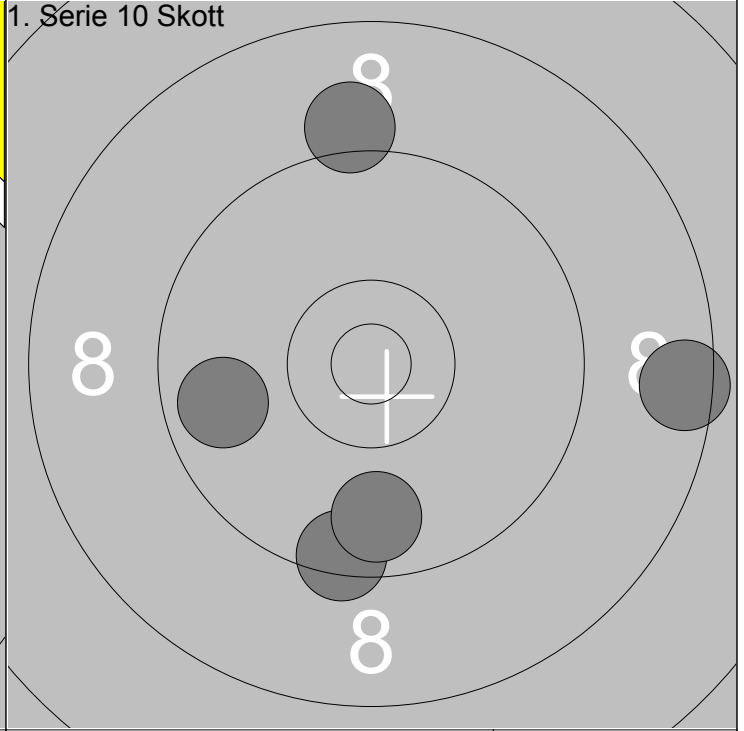
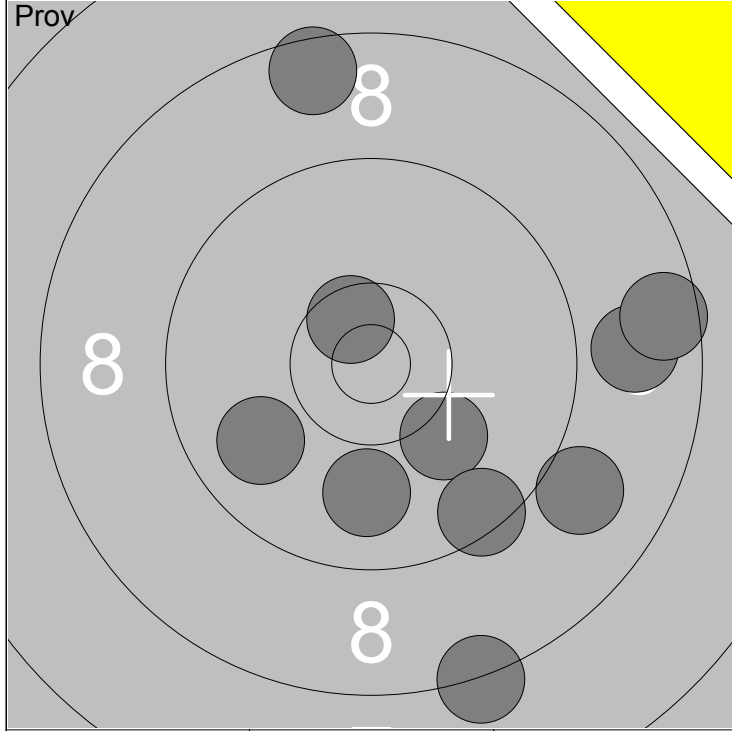
1: 9.8 ↗	Serie 48
2: 10.5x ←	
3: 10.4x ↘	Total 336
4: 9.5 ↖	
5: 10.6x ↗	

Skjutlag	Tavla	Maja Lindberg		
6	3	Vindeln	Ramselefors	6, Jun-L Vb
11.07.2017	Tavelträffen Korthåll 2017	Ramselefors SKF		
Prov		1: 9.6 ↖ 2: 9.3 ↓ 3: 8.6 ↓ 4: 10.6 ✕← 5: 9.5 → 6: 9.9 ↓ 7: 9.0 ↓ 8: 10.8 ✕ 9: 9.3 ↑ 10: 9.9 → Serie 91.0 Total 191.0	Prov	 11: 9.8 ↖ 12: 10.2 → 13: 9.6 ↓ 14: 9.6 → 15: 8.4 ← Serie 45.0 Total 191.0
1. Serie 10 Skott		1: 10.2 ↓ 2: 9.9 ↖ 3: 10.2 ↖ 4: 9.1 ↖ 5: 9.7 ← Serie 47.0 Total 238.0	1. Serie 10 Skott	 6: 10.9 ✕→ 7: 10.5 ✕ 8: 10.5 ✕ 9: 9.8 ↖ 10: 9.9 ↖ Serie 48.0 Total 286.0
2. Serie 1 Skott		1: 9.3 ↓ 2: 10.2 ✕← 3: 9.7 ↑ 4: 10.0 ↓ 5: 10.5 ✕ Serie 48.0 Total 334.0		

Skjutlag 6	Tavla 4	Henrik Olsson			
Vindeln	Öved-Östraby	6, Jun-L	Sk		
11.07.2017	Tavelträffen Korthåll 2017	Ramselefors SKF			
Prov		1: 10.6x↘ 2: 10.2→ 3: 8.7→ 4: 9.2↘ 5: 9.0↘ 6: 9.1↘ 7: 9.6↘ 8: 8.8→ 9: 8.8← 10: 9.7↘ Serie 89.0 Total 190.0	Prov		11: 9.8← 12: 9.5↘ Serie 18.0 Total 190.0
1. Serie 10 Skott		1: 9.3↑ 2: 10.9x↘ 3: 10.2↖ 4: 9.6← 5: 10.0→ Serie 48.0 Total 238.0	1. Serie 10 Skott		6: 10.8x→ 7: 9.8→ 8: 9.4↘ 9: 9.6↘ 10: 9.8↘ Serie 46.0 Total 284.0
2. Serie 1 Skott		1: 9.5→ 2: 9.7↗ 3: 10.2↘ 4: 10.4x↘ 5: 10.8x↗ Serie 48.0 Total 332.0			

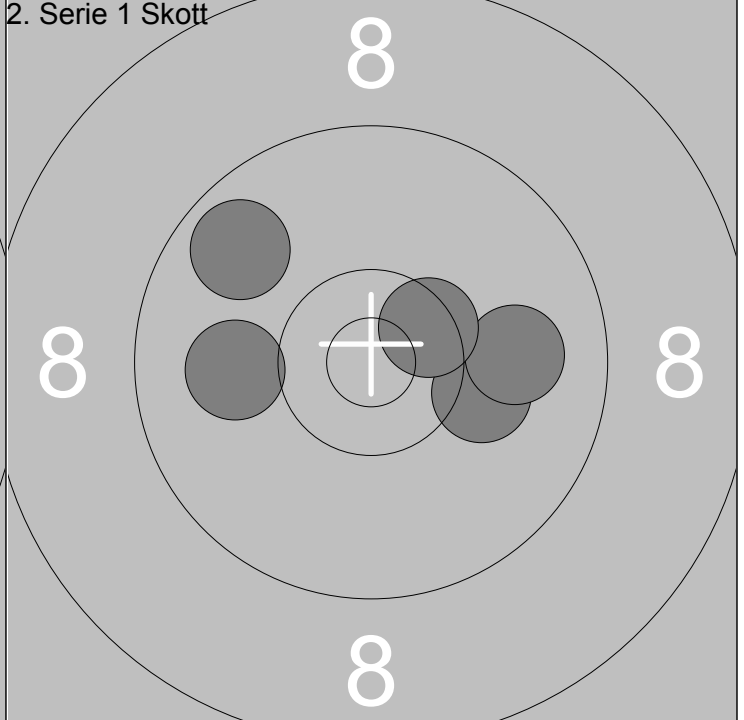
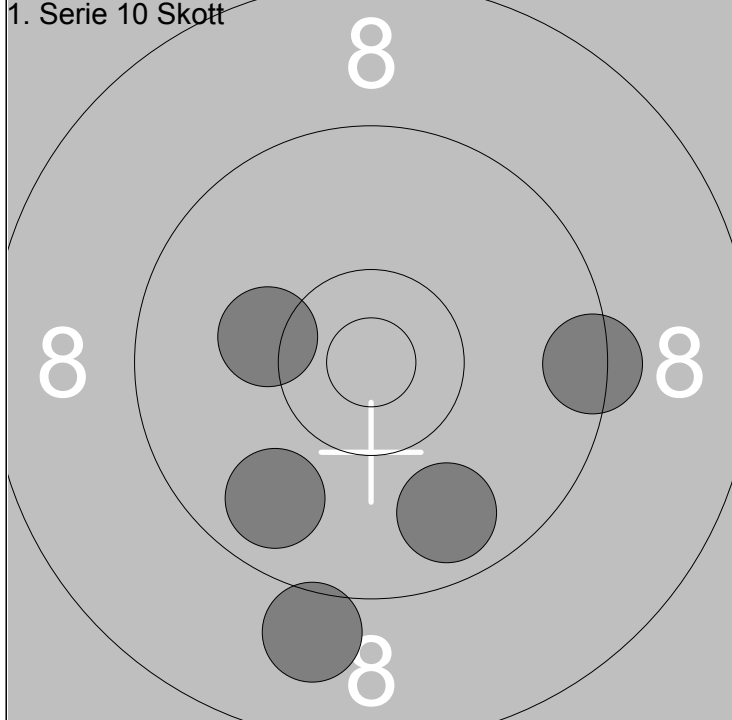
<div style="text-align: center;">Prov</div> 	<div style="text-align: center;">Prov</div> 	<div style="text-align: right;">11: 10.0 ↑</div> <div style="text-align: right;">12: 10.2 ↙</div>												
<div style="text-align: center;">1. Serie 10 Skott</div> 	<div style="text-align: center;">1. Serie 10 Skott</div> 	<div style="text-align: right;">6: 10.1 ⇒</div> <div style="text-align: right;">7: 9.4 ⇒</div> <div style="text-align: right;">8: 10.0 ⇒</div> <div style="text-align: right;">9: 8.7 ↗</div> <div style="text-align: right;">10: 10.8x↓</div>												
<div style="text-align: center;">2. Serie 1 Skott</div> 	<div style="text-align: center;">2. Serie 1 Skott</div> 													
<table border="1" style="width:100%; border-collapse: collapse;"> <tr><td style="text-align: right;">Serie</td><td style="text-align: left;">94.0</td></tr> <tr><td style="text-align: right;">Total</td><td style="text-align: left;">189.0</td></tr> </table>	Serie	94.0	Total	189.0	<table border="1" style="width:100%; border-collapse: collapse;"> <tr><td style="text-align: right;">Serie</td><td style="text-align: left;">20.0</td></tr> <tr><td style="text-align: right;">Total</td><td style="text-align: left;">189.0</td></tr> </table>	Serie	20.0	Total	189.0	<table border="1" style="width:100%; border-collapse: collapse;"> <tr><td style="text-align: right;">Serie</td><td style="text-align: left;">49.0</td></tr> <tr><td style="text-align: right;">Total</td><td style="text-align: left;">238.0</td></tr> </table>	Serie	49.0	Total	238.0
Serie	94.0													
Total	189.0													
Serie	20.0													
Total	189.0													
Serie	49.0													
Total	238.0													
<table border="1" style="width:100%; border-collapse: collapse;"> <tr><td style="text-align: right;">Serie</td><td style="text-align: left;">46.0</td></tr> <tr><td style="text-align: right;">Total</td><td style="text-align: left;">331.0</td></tr> </table>	Serie	46.0	Total	331.0	<table border="1" style="width:100%; border-collapse: collapse;"> <tr><td style="text-align: right;">Serie</td><td style="text-align: left;">47.0</td></tr> <tr><td style="text-align: right;">Total</td><td style="text-align: left;">285.0</td></tr> </table>	Serie	47.0	Total	285.0					
Serie	46.0													
Total	331.0													
Serie	47.0													
Total	285.0													

<div style="text-align: center;">Prov</div>	<table style="width:100%; border-collapse: collapse;"> <tr><td>1:</td><td>8.0</td><td>↖</td></tr> <tr><td>2:</td><td>8.6</td><td>↖</td></tr> <tr><td>3:</td><td>9.7</td><td>→</td></tr> <tr><td>4:</td><td>10.3</td><td>↘</td></tr> <tr><td>5:</td><td>10.1</td><td>→</td></tr> <tr><td>6:</td><td>9.6</td><td>↘</td></tr> <tr><td>7:</td><td>10.0</td><td>→</td></tr> <tr><td>8:</td><td>10.2</td><td>↘</td></tr> <tr><td>9:</td><td>10.1</td><td>↗</td></tr> <tr><td>10:</td><td>9.4</td><td>→</td></tr> <tr><td colspan="2">Serie</td><td>93.0</td></tr> <tr><td colspan="2">Total</td><td>187.0</td></tr> </table>	1:	8.0	↖	2:	8.6	↖	3:	9.7	→	4:	10.3	↘	5:	10.1	→	6:	9.6	↘	7:	10.0	→	8:	10.2	↘	9:	10.1	↗	10:	9.4	→	Serie		93.0	Total		187.0	<div style="text-align: center;">Prov</div>	<table style="width:100%; border-collapse: collapse;"> <tr><td>11:</td><td>10.4</td><td>↘</td></tr> <tr><td>12:</td><td>10.2</td><td>↑</td></tr> <tr><td colspan="2">Serie</td><td>20.0</td></tr> <tr><td colspan="2">Total</td><td>187.0</td></tr> </table>	11:	10.4	↘	12:	10.2	↑	Serie		20.0	Total		187.0
1:	8.0	↖																																																	
2:	8.6	↖																																																	
3:	9.7	→																																																	
4:	10.3	↘																																																	
5:	10.1	→																																																	
6:	9.6	↘																																																	
7:	10.0	→																																																	
8:	10.2	↘																																																	
9:	10.1	↗																																																	
10:	9.4	→																																																	
Serie		93.0																																																	
Total		187.0																																																	
11:	10.4	↘																																																	
12:	10.2	↑																																																	
Serie		20.0																																																	
Total		187.0																																																	
<div style="text-align: center;">1. Serie 10 Skott</div>	<table style="width:100%; border-collapse: collapse;"> <tr><td>1:</td><td>9.6</td><td>→</td></tr> <tr><td>2:</td><td>10.4</td><td>↗</td></tr> <tr><td>3:</td><td>10.4</td><td>↘</td></tr> <tr><td>4:</td><td>10.7</td><td>↖</td></tr> <tr><td>5:</td><td>10.3</td><td>↘</td></tr> <tr><td colspan="2">Serie</td><td>49.0</td></tr> <tr><td colspan="2">Total</td><td>236.0</td></tr> </table>	1:	9.6	→	2:	10.4	↗	3:	10.4	↘	4:	10.7	↖	5:	10.3	↘	Serie		49.0	Total		236.0	<div style="text-align: center;">1. Serie 10 Skott</div>	<table style="width:100%; border-collapse: collapse;"> <tr><td>6:</td><td>9.1</td><td>↘</td></tr> <tr><td>7:</td><td>9.4</td><td>↖</td></tr> <tr><td>8:</td><td>8.8</td><td>→</td></tr> <tr><td>9:</td><td>10.0</td><td>→</td></tr> <tr><td>10:</td><td>9.9</td><td>↙</td></tr> <tr><td colspan="2">Serie</td><td>45.0</td></tr> <tr><td colspan="2">Total</td><td>281.0</td></tr> </table>	6:	9.1	↘	7:	9.4	↖	8:	8.8	→	9:	10.0	→	10:	9.9	↙	Serie		45.0	Total		281.0						
1:	9.6	→																																																	
2:	10.4	↗																																																	
3:	10.4	↘																																																	
4:	10.7	↖																																																	
5:	10.3	↘																																																	
Serie		49.0																																																	
Total		236.0																																																	
6:	9.1	↘																																																	
7:	9.4	↖																																																	
8:	8.8	→																																																	
9:	10.0	→																																																	
10:	9.9	↙																																																	
Serie		45.0																																																	
Total		281.0																																																	
<div style="text-align: center;">2. Serie 1 Skott</div>	<table style="width:100%; border-collapse: collapse;"> <tr><td>1:</td><td>9.7</td><td>←</td></tr> <tr><td>2:</td><td>9.3</td><td>←</td></tr> <tr><td>3:</td><td>10.4</td><td>↖</td></tr> <tr><td>4:</td><td>9.4</td><td>↑</td></tr> <tr><td>5:</td><td>10.8</td><td>↖</td></tr> <tr><td colspan="2">Serie</td><td>47.0</td></tr> <tr><td colspan="2">Total</td><td>328.0</td></tr> </table>	1:	9.7	←	2:	9.3	←	3:	10.4	↖	4:	9.4	↑	5:	10.8	↖	Serie		47.0	Total		328.0																													
1:	9.7	←																																																	
2:	9.3	←																																																	
3:	10.4	↖																																																	
4:	9.4	↑																																																	
5:	10.8	↖																																																	
Serie		47.0																																																	
Total		328.0																																																	



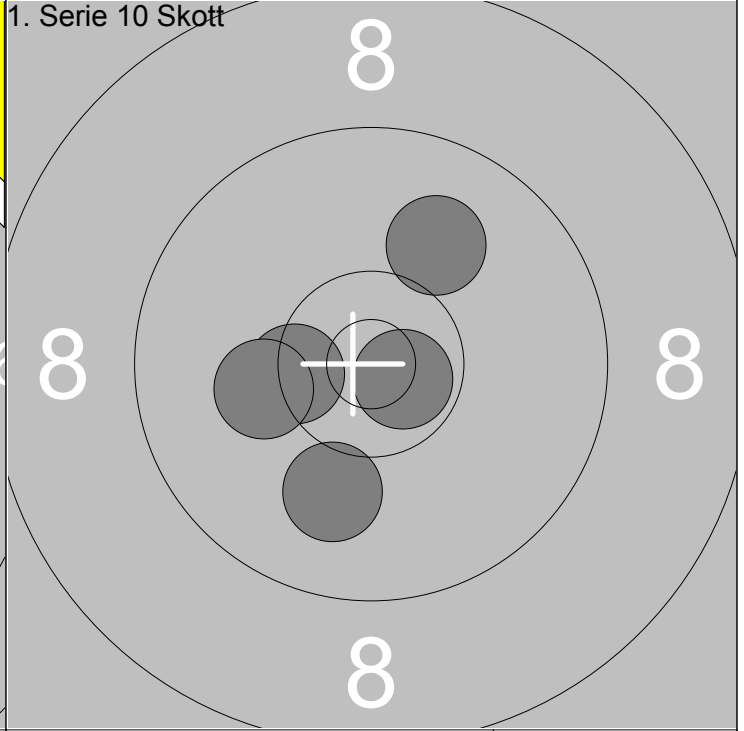
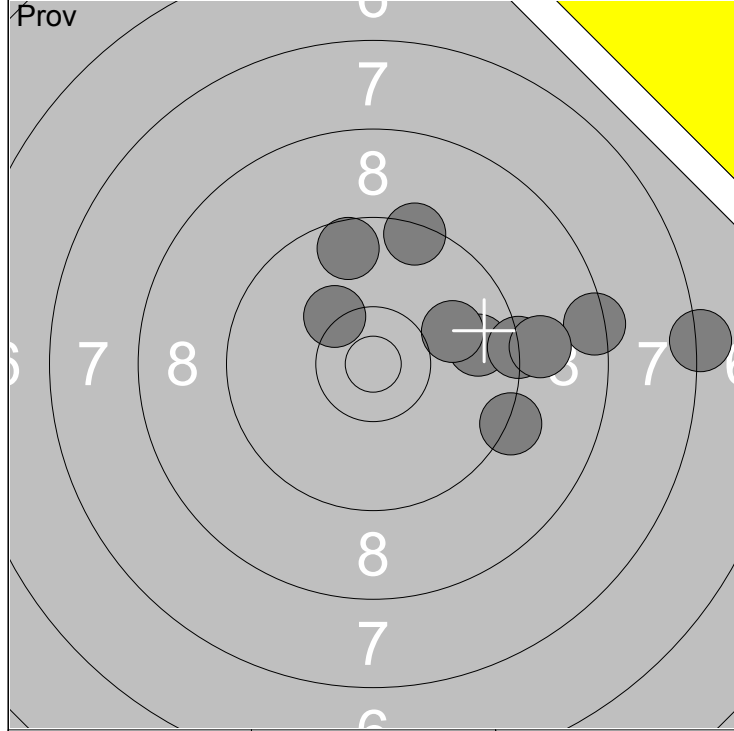
1: 10.1 ↘	6: 10.6x ↗	Serie	88
2: 9.5 ↘	7: 9.0 ↘		
3: 9.9 ↙	8: 9.9 ↓	Total	185
4: 8.8 →	9: 8.3 ↓		
5: 8.6 →	10: 8.6 ↗		

1: 8.5 →	Serie	44
2: 9.5 ↓		
3: 9.8 ←	Total	229
4: 9.8 ↓		
5: 9.1 ↗		



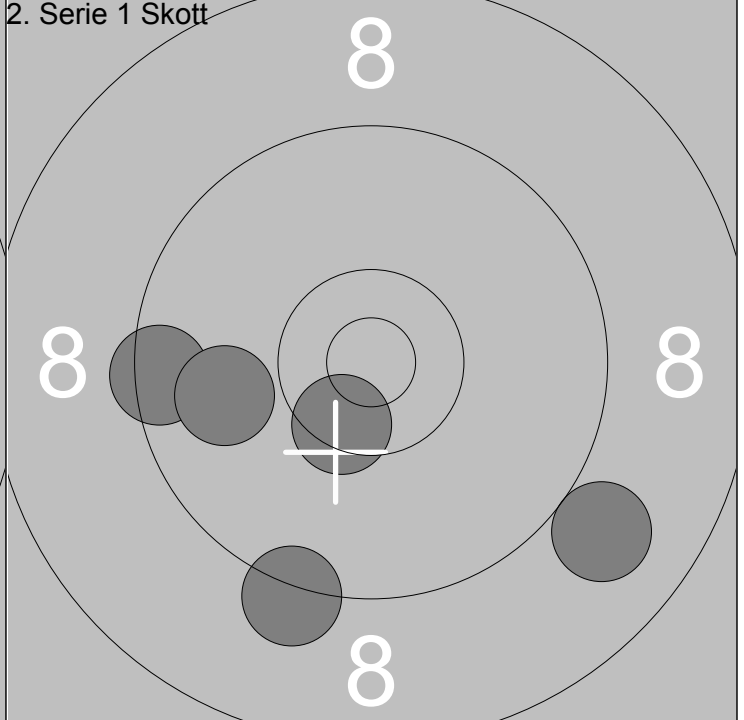
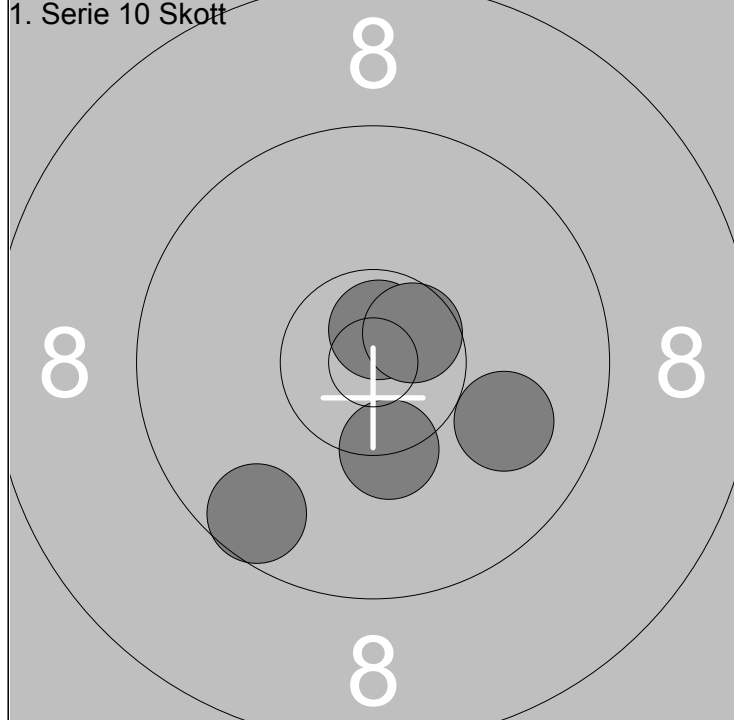
6: 10.2 ←	Serie	46
7: 9.8 ↘		
8: 9.4 →	Total	275
9: 9.8 ↓		
10: 9.0 ↓		

1: 10.2 →	Serie	48
2: 9.9 →		
3: 10.5x ↗	Total	323
4: 10.0 ←		
5: 9.7 ↙		



1: 9.4 ↗	6: 9.8 →	Serie	89
2: 8.4 →	7: 10.0 →		
3: 7.2 →	8: 9.3 →	Total	183
4: 9.6 ↗	9: 9.1 →		
5: 9.3 ↘	10: 10.3 ↖		

1: 10.4x ←	Serie	50
2: 10.0 ↓		
3: 10.0 ↗	Total	233
4: 10.7x →		
5: 10.2 ←		



6: 9.6 ↘	Serie	49
7: 10.7x ↗		
8: 10.3x ↓	Total	282
9: 10.6x ↗		
10: 10.0 ↘		

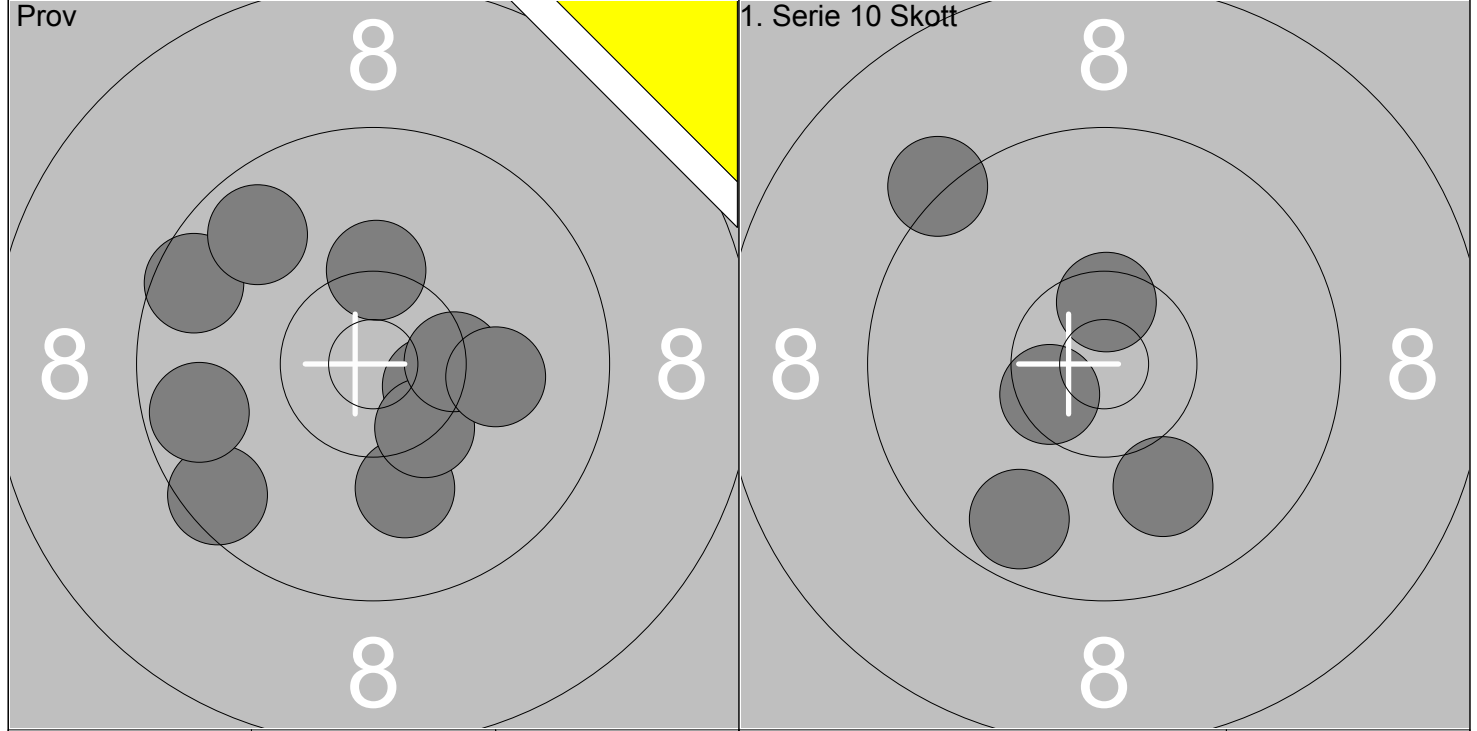
1: 9.5 ←	Serie	46
2: 9.2 ↓		
3: 9.9 ←	Total	328
4: 10.5x ↓		
5: 9.0 ↘		

	<p>Prov</p> <p>1: 8.9 ←</p> <p>2: 10.4x↑</p> <p>3: 10.2 ↓</p> <p>4: 8.4 ↓</p> <p>5: 9.3 ↓</p> <p>6: 9.8 →</p> <p>7: 9.9 ↓</p> <p>8: 9.0 ↓</p> <p>9: 9.5 ↓</p> <p>10: 9.0 ←</p>		<p>Prov</p> <p>11: 8.7 ⇒</p> <p>12: 9.8 ↑</p> <p>13: 8.6 ↓</p> <p>14: 9.2 ←</p> <p>15: 8.6 ⇒</p> <p>16: 9.5 ↓</p> <p>17: 9.7 ←</p> <p>18: 10.1 ↘</p>
Serie 90.0	Serie 70.0	Serie 90.0	Serie 70.0
Total 181.0	Total 181.0	Total 181.0	Total 181.0

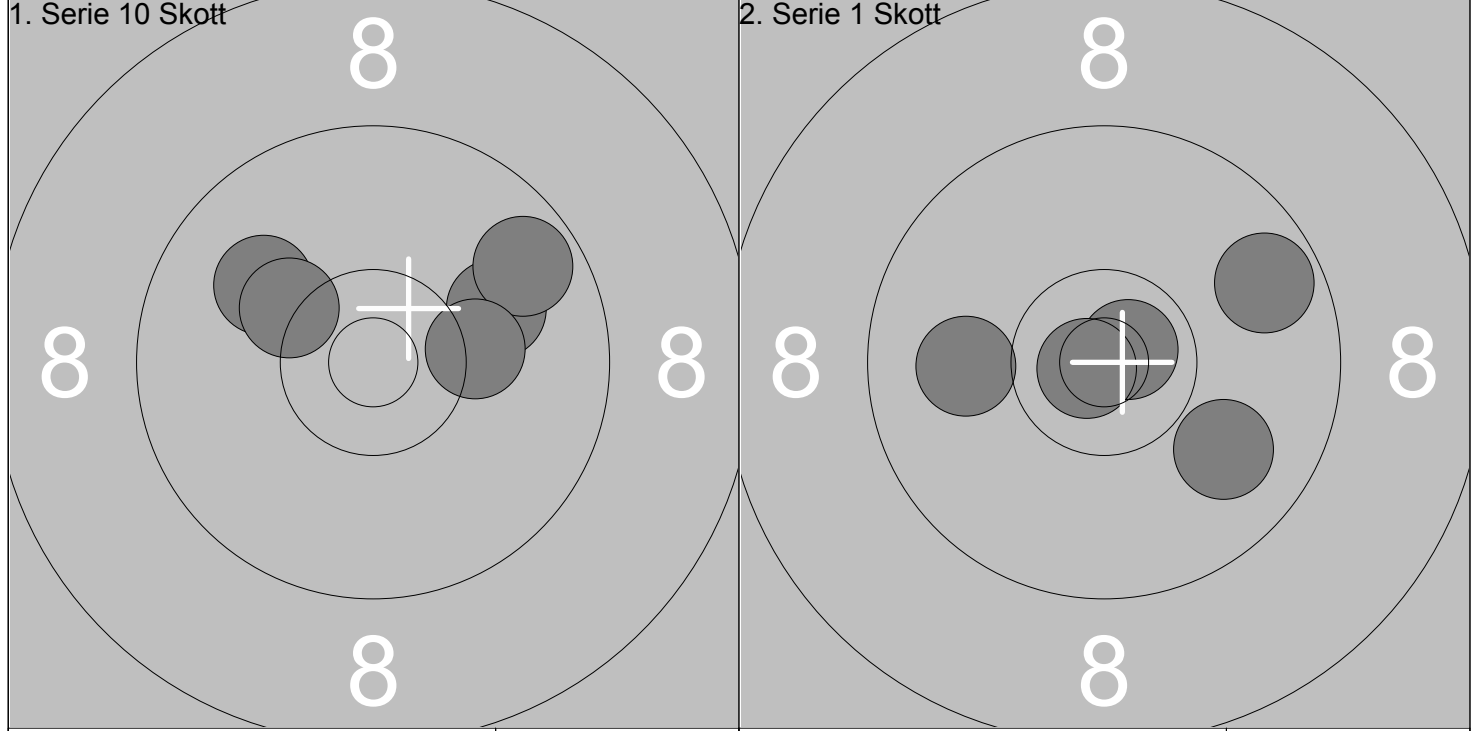
<p>1. Serie 10 Skott</p>	<p>1: 9.8 ↓</p> <p>2: 7.6 ↓</p> <p>3: 8.1 ↓</p> <p>4: 9.1 ←</p> <p>5: 10.6x↖</p>	<p>1. Serie 10 Skott</p>	<p>6: 9.6 ←</p> <p>7: 9.9 ←</p> <p>8: 10.3 ↖</p> <p>9: 8.4 ←</p> <p>10: 10.5x↘</p>
Serie 43.0	Serie 46.0	Serie 43.0	Serie 46.0
Total 224.0	Total 270.0	Total 224.0	Total 270.0

<p>2. Serie 1 Skott</p>	<p>1: 9.0 ↑</p> <p>2: 9.3 ↓</p> <p>3: 10.7x↓</p> <p>4: 9.3 ↖</p> <p>5: 9.8 ↗</p>		
Serie 46.0	Serie 46.0	Serie 46.0	Serie 46.0
Total 316.0	Total 316.0	Total 316.0	Total 316.0

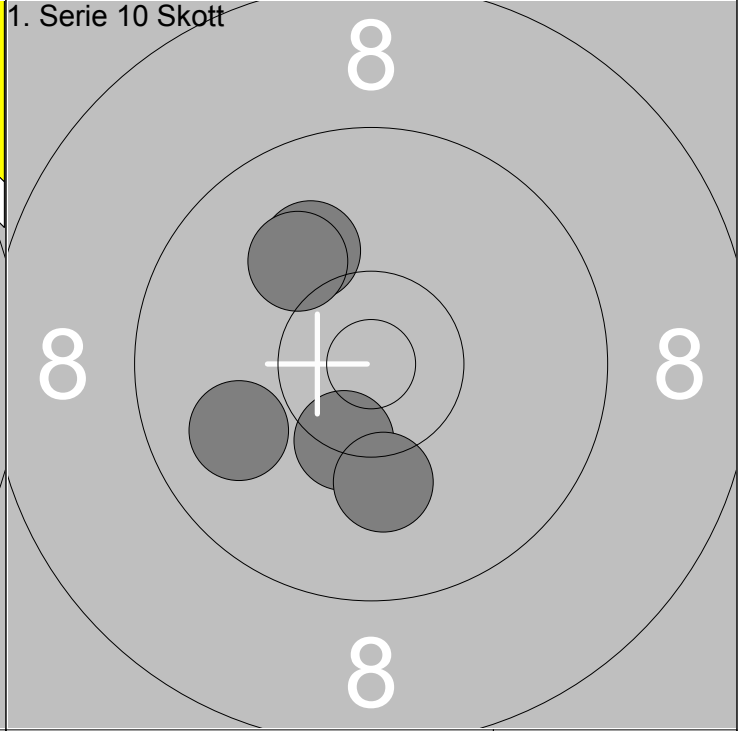
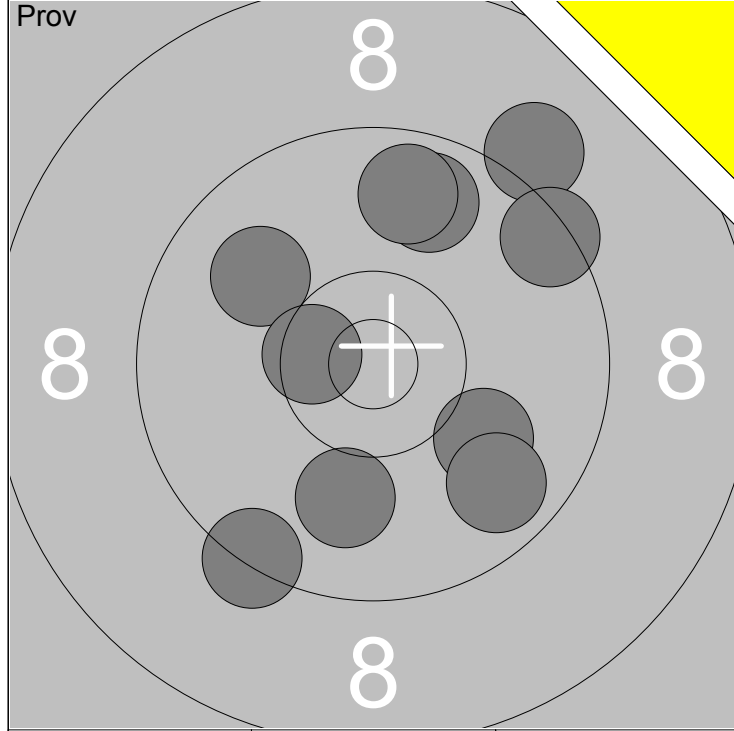
Skjuttag	Tavla	Emma Eriksson			
6	10				
Vindeln	Ramselefors		6, Jun-L	Vb	
11.07.2017	Tavelträffen Korthåll 2017		Ramselefors SKF		
Pröv 	1: 7.0 ↙ 2: 10.3 ↗ 3: 8.7 → 4: 8.7 ↖ 5: 7.7 ← 6: 8.5 ↓ 7: 8.5 ↘ 8: 9.3 ↓ 9: 8.8 ↙ 10: 8.9 ←	Pröv 	11: 10.1 ← 12: 9.7 ← 13: 10.3x ↗ 14: 10.9x ↗ 15: 8.3 ← 16: 10.7x ↗ 17: 8.8 ← 18: 9.4 ↓ 19: 9.3 ← 20: 8.2 ←	Serie 81.0 Total 170.0	Serie 91.0 Total 170.0
Pröv 	21: 7.2 ←	1. Serie 10 Skott 	1: 7.5 ↘ 2: 10.2 → 3: 9.7 ↑ 4: 10.3x ↘ 5: 8.1 ←	Serie 7.0 Total 170.0	Serie 44.0 Total 214.0
1. Serie 10 Skott 	6: 10.0 ← 7: 8.6 ← 8: 9.8 ← 9: 9.3 ↘ 10: 9.2 ↘	2. Serie 1 Skott 	1: 6.2 ↘ 2: 5.1 ↘ 3: 7.5 ↘ 4: 8.3 ↘ 5: 9.1 →	Serie 45.0 Total 259.0	Serie 35.0 Total 294.0



1: 9.5 ↙	6: 10.3x ↑	Serie	96	1: 10.5x ↑	Serie	48	
2: 10.1 ↓	7: 10.4x →			2: 10.0 ↓			
3: 10.5x →	8: 9.6 ↙	Total	198	3: 9.3 ↙	Total	246	
4: 9.7 ↙	9: 10.1 →			4: 9.7 ↓			
5: 10.4x ↓	10: 9.7 ↗					5: 10.5x ↙	



6: 10.0 ↙	Serie	49	1: 10.0 ←	Serie	48	
7: 10.0 →			2: 9.9 ↓			
8: 9.7 ↗	Total	295	3: 10.8x ↗	Total	343	
9: 10.2 →			4: 9.7 ↗			
10: 10.3 ↙					5: 10.8x ←	

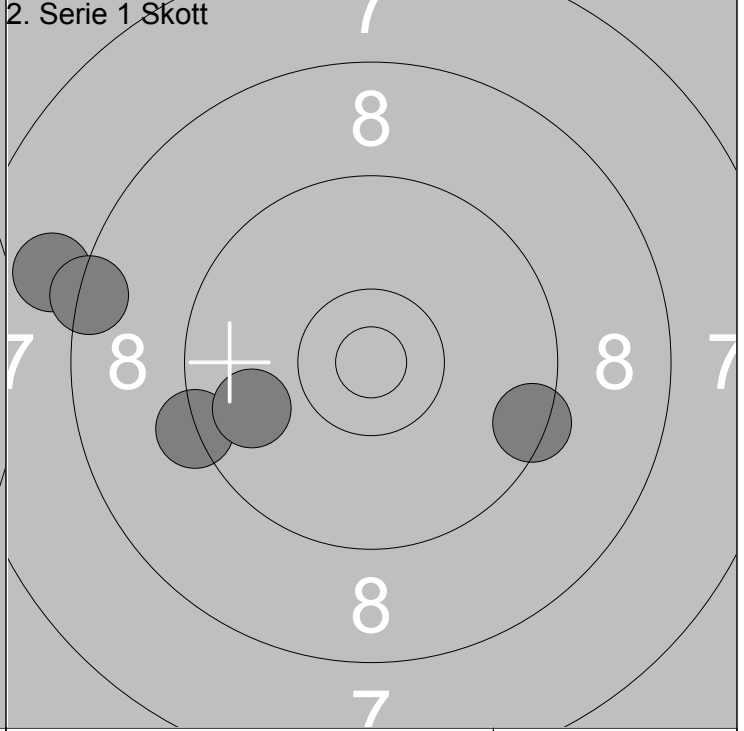
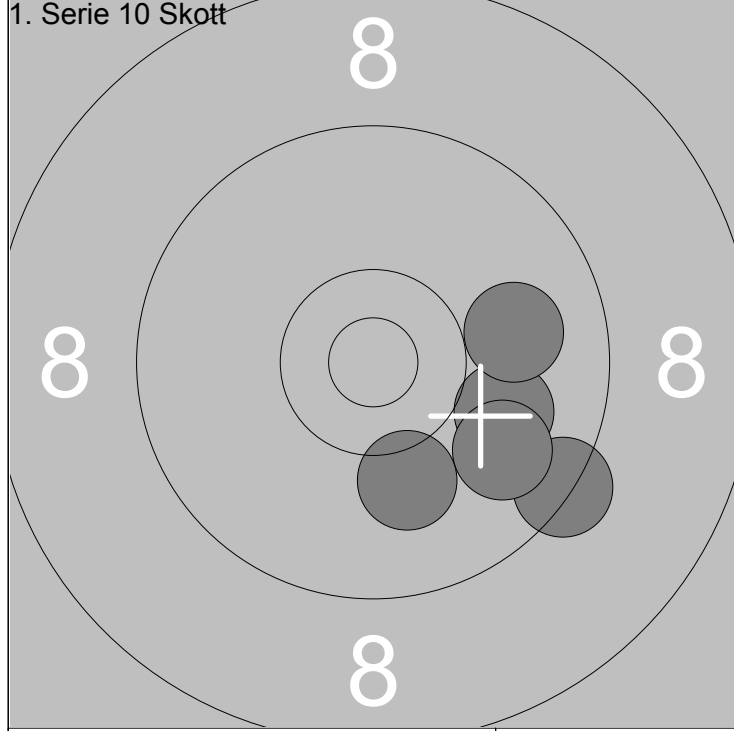


1: 9.8	↑	6: 9.7	↑
2: 10.0	↖	7: 9.4	↗
3: 10.0	↘	8: 10.0	↓
4: 9.8	↘	9: 10.5x	←
5: 9.1	↗	10: 9.4	↘

Serie	94
Total	197

1: 9.9	↖
2: 10.4x	↓
3: 10.1	↓
4: 10.1	↗
5: 10.1	↖

Serie	49
Total	246

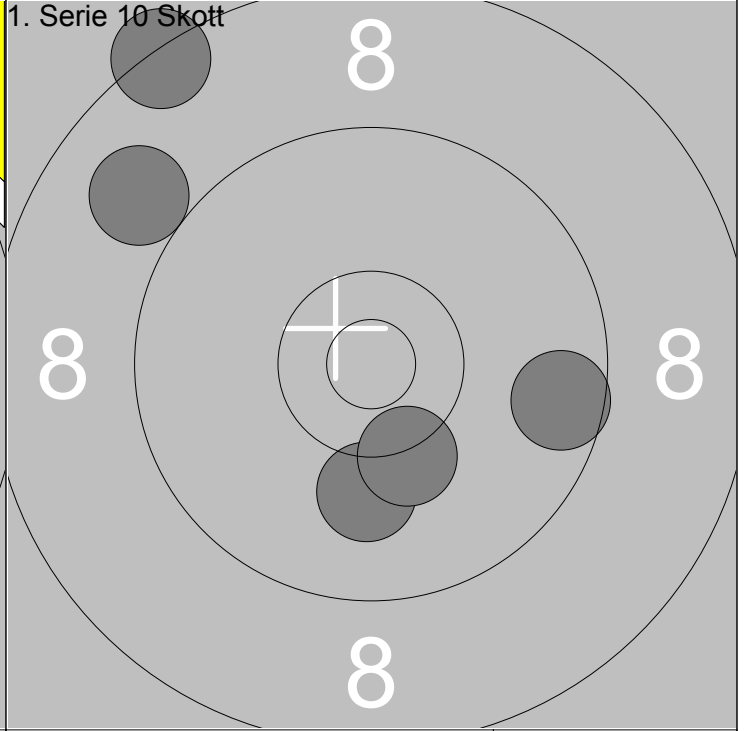
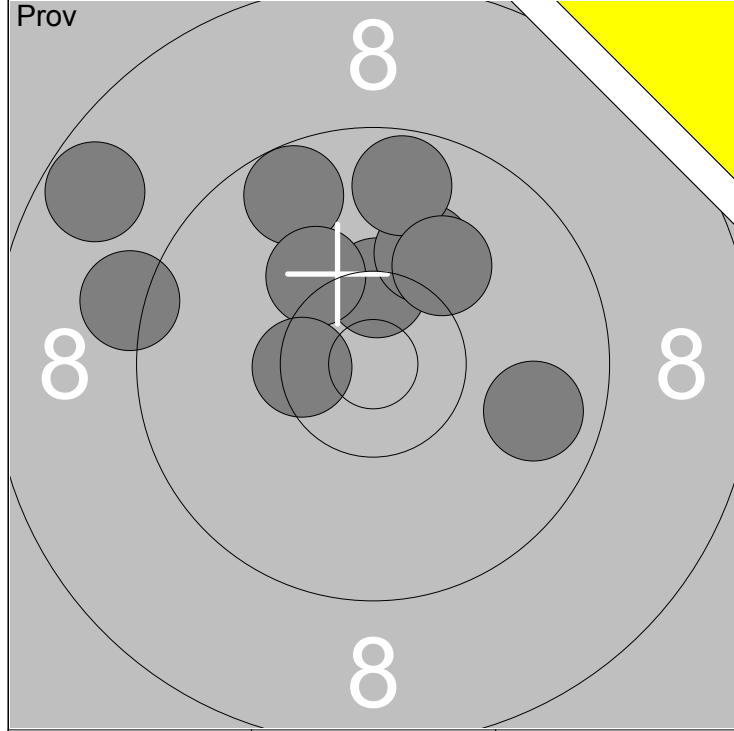


6: 9.4	↘
7: 10.0	↘
8: 9.9	→
9: 9.9	↘
10: 10.1	↓

Serie	47
Total	293

1: 8.0	↖
2: 9.3	↖
3: 8.4	↖
4: 9.4	→
5: 9.8	↖

Serie	43
Total	336

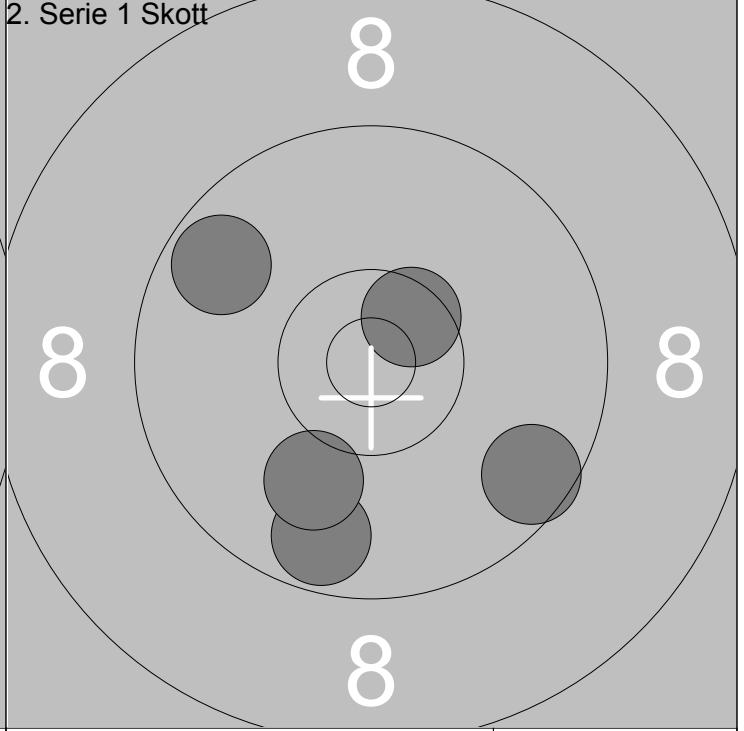
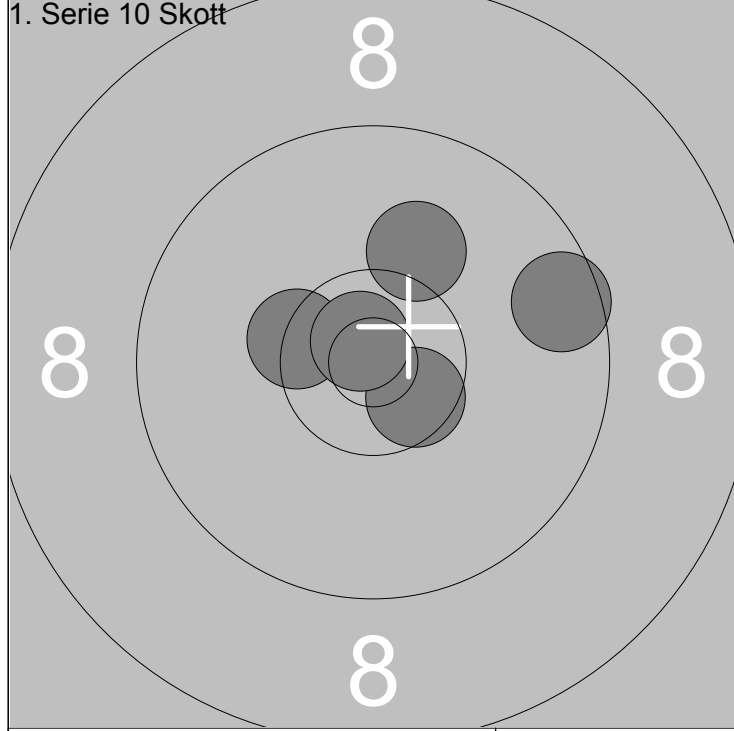


1: 9.2 ↙	6: 9.8 →
2: 8.7 ↖	7: 10.2 ↗
3: 10.4x ↑	8: 10.5x ←
4: 10.1 ↗	9: 9.7 ↑
5: 9.7 ↖	10: 10.1 ↗

Serie	94
Total	195

1: 10.1 ↓	2: 10.3 ↓
3: 9.0 ↗	4: 8.4 ↗
5: 9.6 →	

Serie	46
Total	241

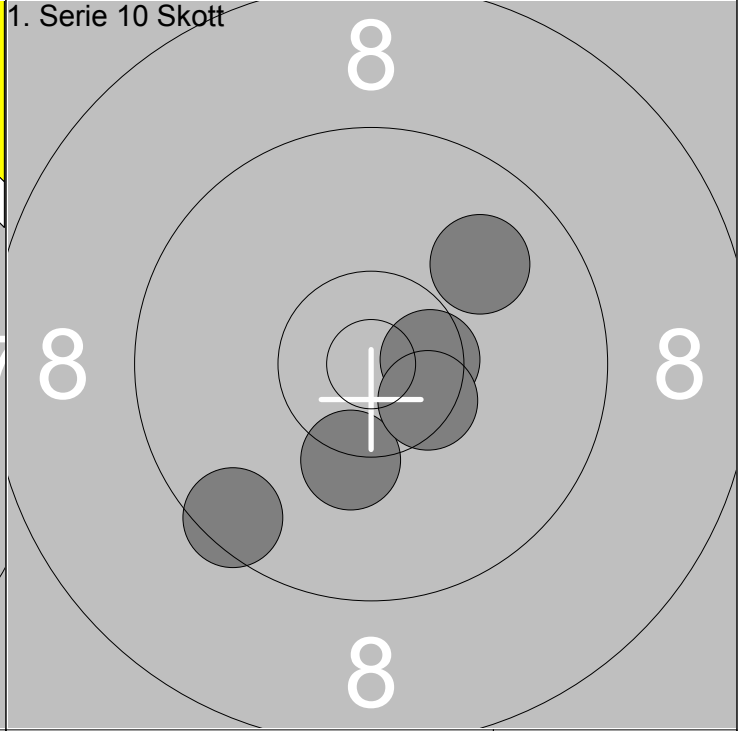
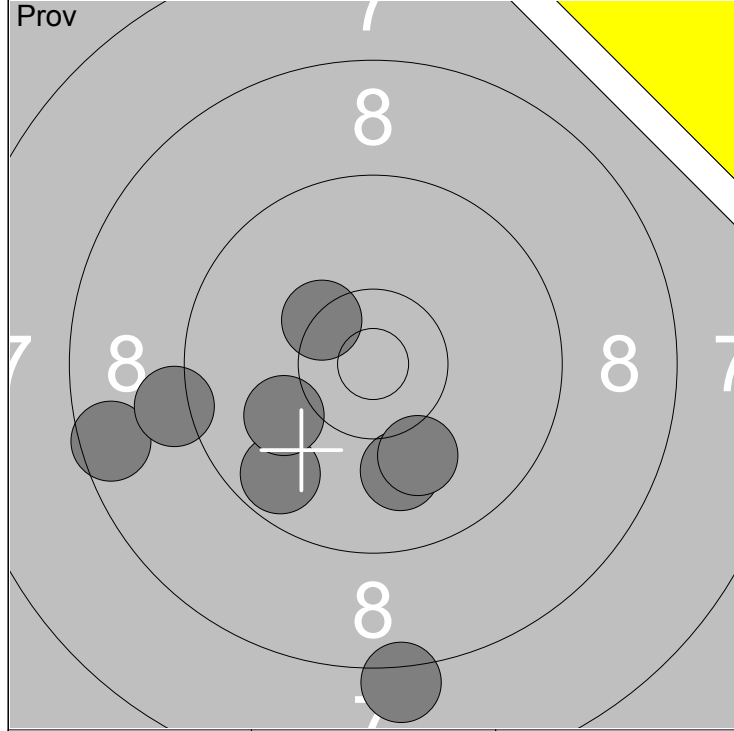


6: 10.6x ↘
7: 10.4x ↖
8: 10.8x ↗
9: 9.6 →
10: 10.1 ↗

Serie	49
Total	290

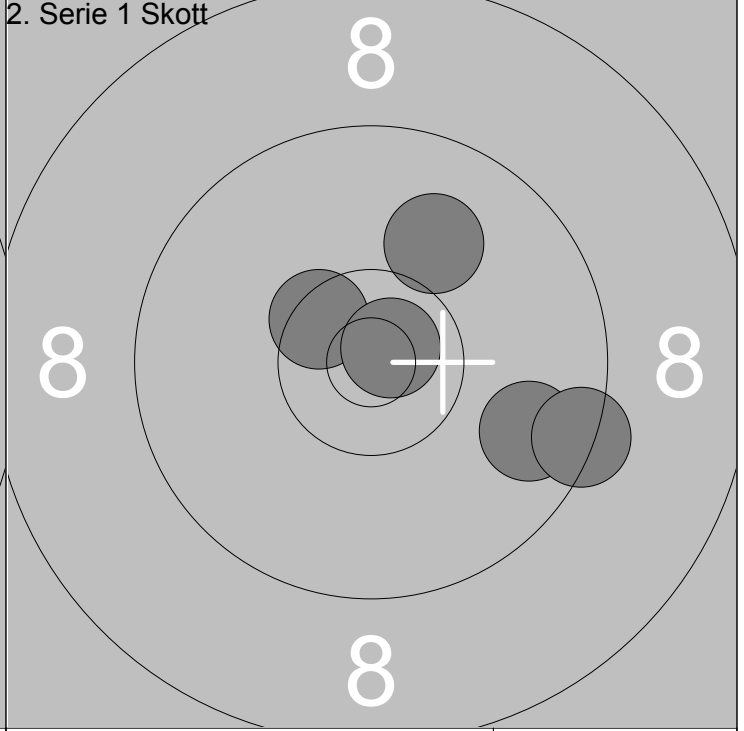
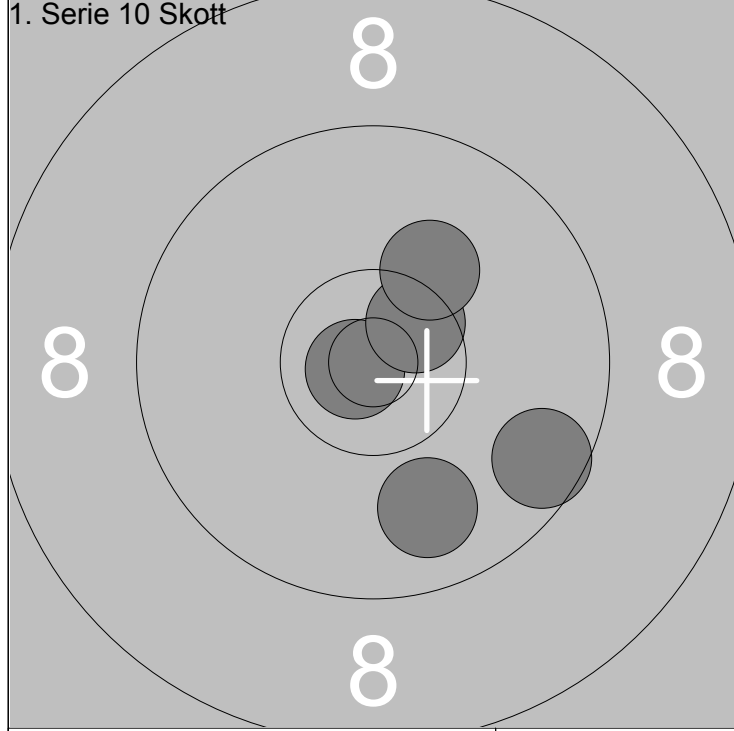
1: 9.7 ↖	2: 9.7 ↓
3: 10.0 ↓	4: 9.6 ↘
5: 10.5x ↗	

Serie	47
Total	337



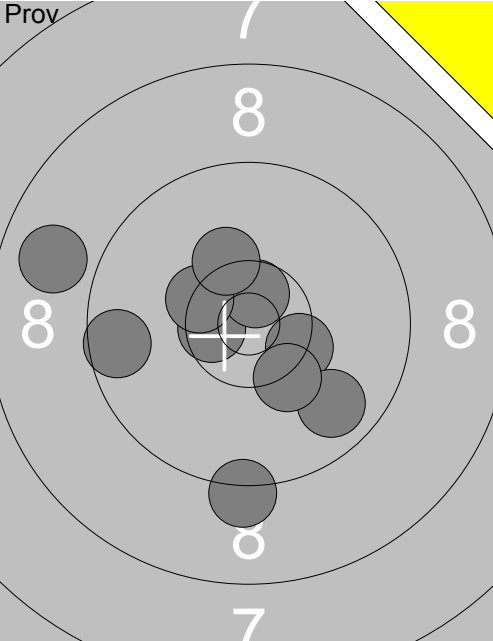
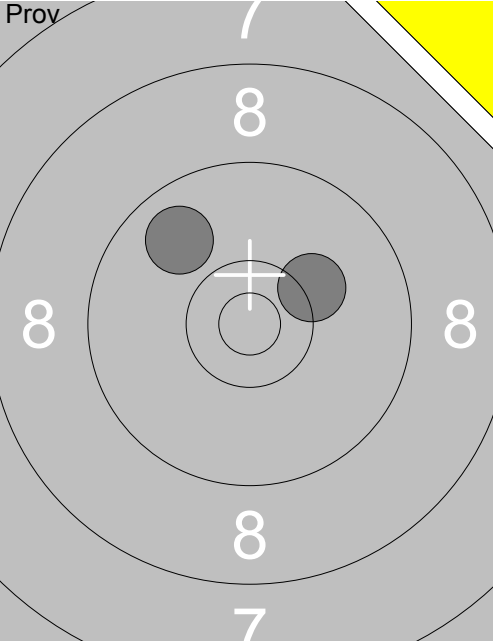
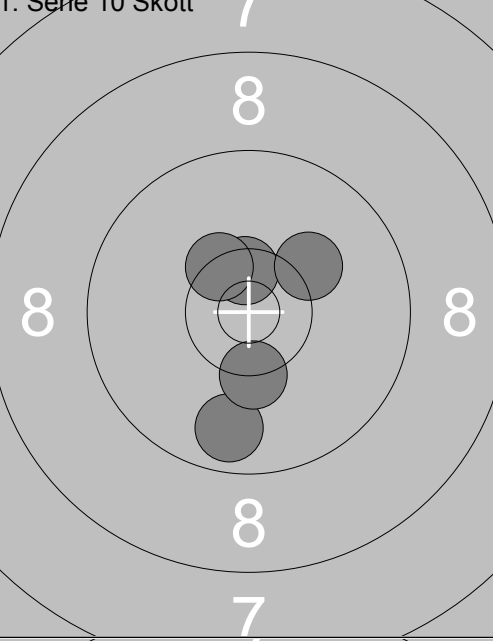
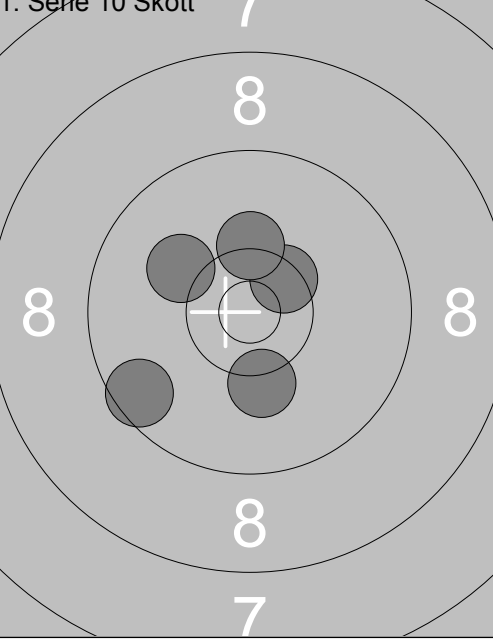
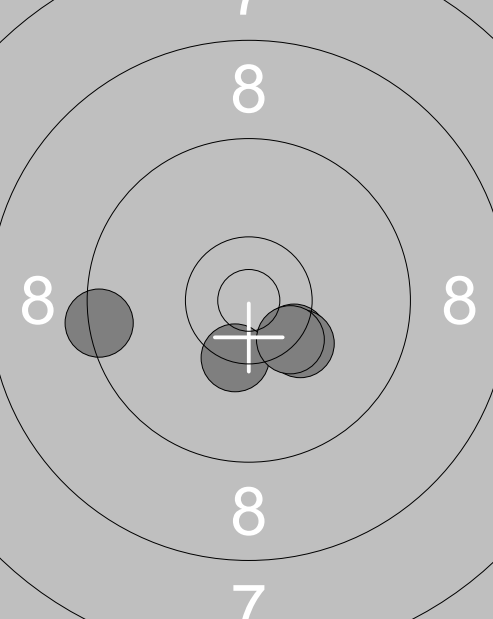
1: 9.7 ↙	6: 10.0 ←	Serie	74
2: 8.2 ↓	7: 9.2 ←		
3: 10.0 ↓	8: 10.4x ↘	Total	194
4: 10.1 ↓			
5: 8.6 ←			

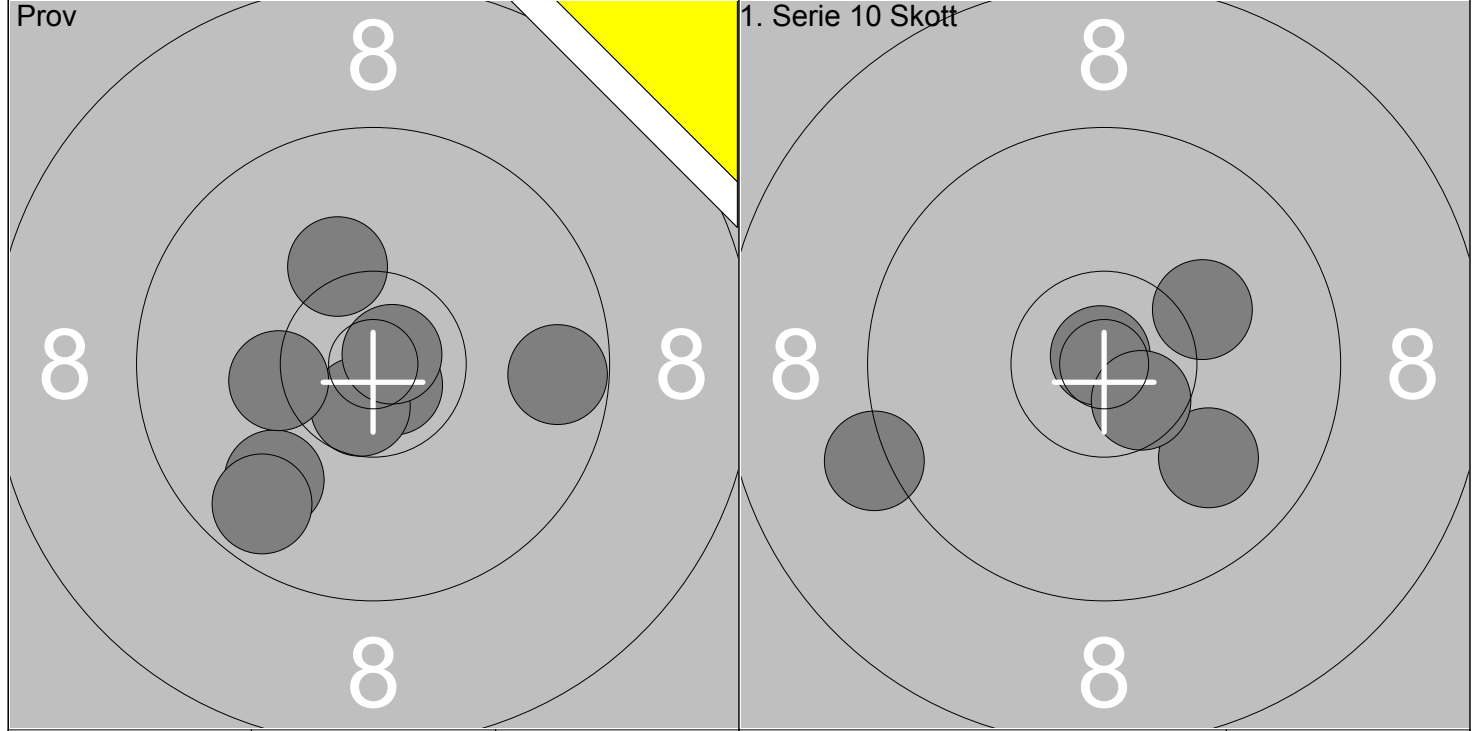
1: 10.3 ↓	Serie	48
2: 9.5 ↙		
3: 10.5x →	Total	242
4: 9.9 ↗		
5: 10.5x ↘		



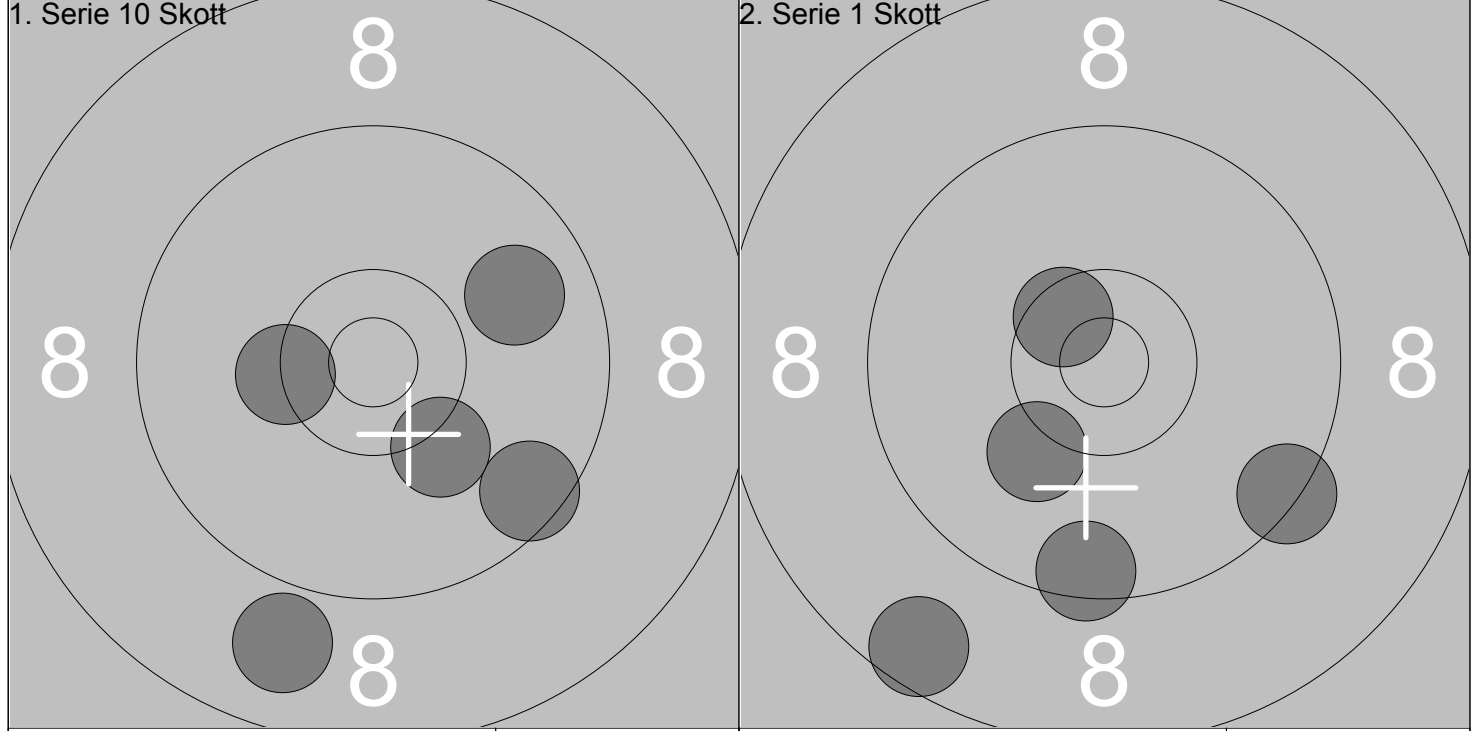
6: 10.8x ←	Serie	48
7: 9.9 ↓		
8: 9.6 →	Total	290
9: 10.5x ↗		
10: 10.2 ↗		

1: 10.5x ↖	Serie	48
2: 10.0 ↗		
3: 10.8x ↗	Total	338
4: 9.7 →		
5: 9.4 →		

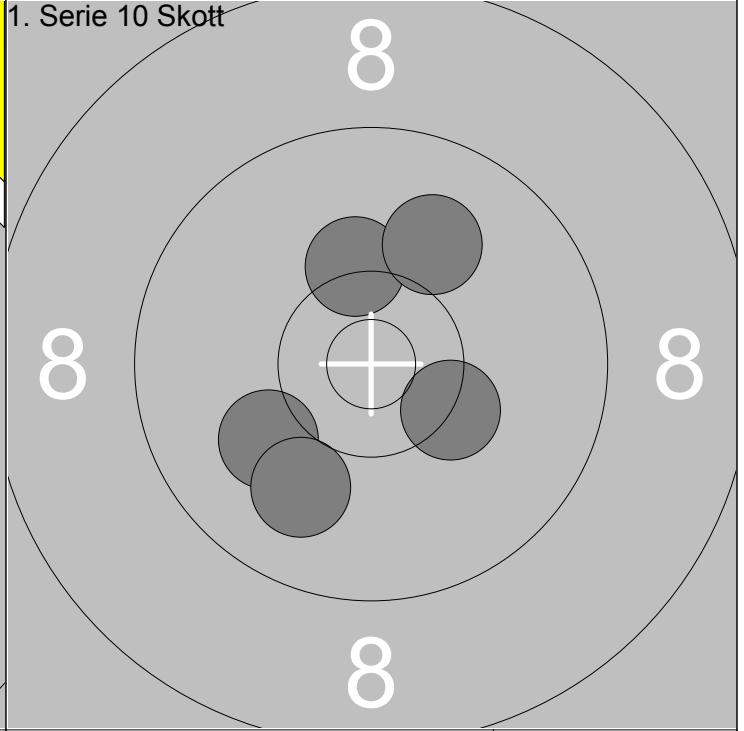
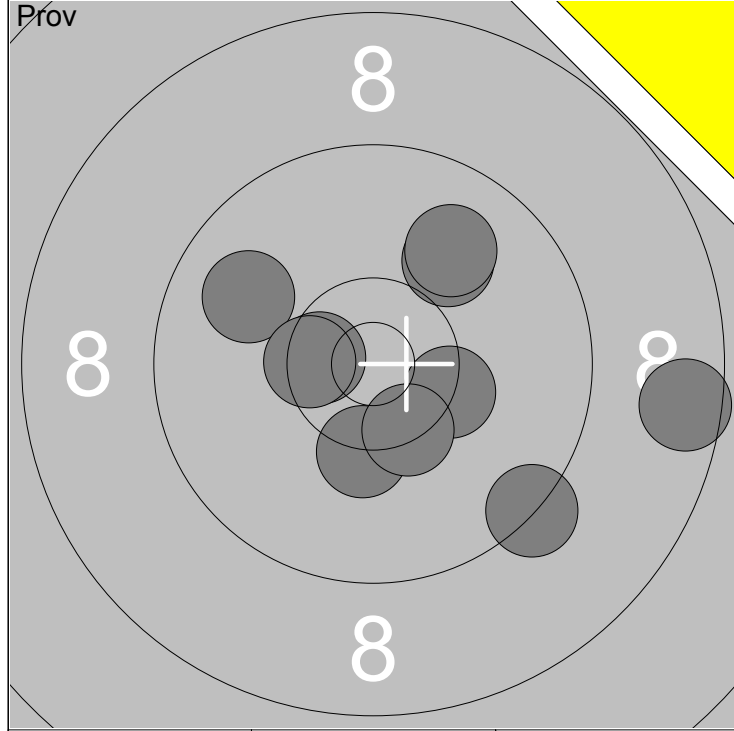
Skjuttag	Tavla	Marlene Forsell Forsman			
6	15	Ramselefors		6, Sen-L	Vb
11.07.2017	Tavelträffen Korthåll 2017		Ramselefors SKF		
Prov		1: 9.2 ↓ 2: 10.4x↘ 3: 9.8 ↘ 4: 10.6x← 5: 10.3 ↓ 6: 10.6x↗ 7: 9.6 ← 8: 10.4x↘ 9: 8.8 ← 10: 10.3 ↗	Prov		11: 10.2 ↗ 12: 9.8 ↖
		Serie 95.0		Serie 19.0	
		Total 194.0		Total 194.0	
1. Serie 10 Skott		1: 9.8 ↓ 2: 10.5x↗ 3: 10.4x↘ 4: 10.2 ↗ 5: 10.3x↓	1. Serie 10 Skott		6: 10.5x↗ 7: 10.3 ↗ 8: 10.1 ↖ 9: 9.6 ↖ 10: 10.2 ↓
		Serie 49.0		Serie 49.0	
		Total 243.0		Total 292.0	
2. Serie 1 Skott		1: 10.3x↓ 2: 9.4 ← 3: 10.3x↘ 4: 10.3 ↘ 5: 10.4x↘			
		Serie 49.0			
		Total 341.0			



1: 9.7 →	6: 10.3 ←			1: 10.9x ↖				
2: 10.8x ↘	7: 9.7 ↙	Serie	77	2: 10.0 ↘	Serie			49
3: 10.6x ↓	8: 10.8x ↗			3: 10.2 ↗				
4: 10.2 ↗		Total	193	4: 10.6x ↘	Total			242
5: 9.9 ↘				5: 9.2 ←				

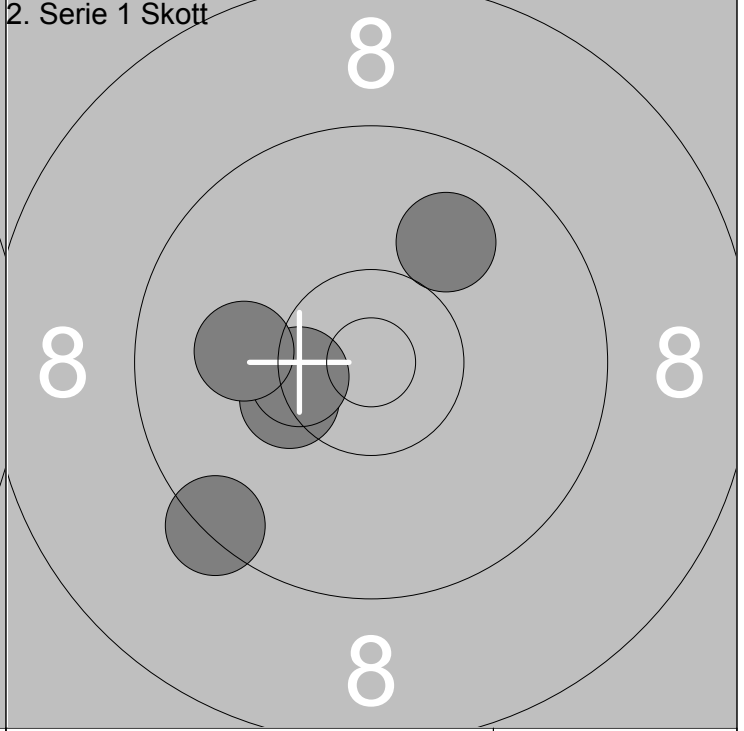
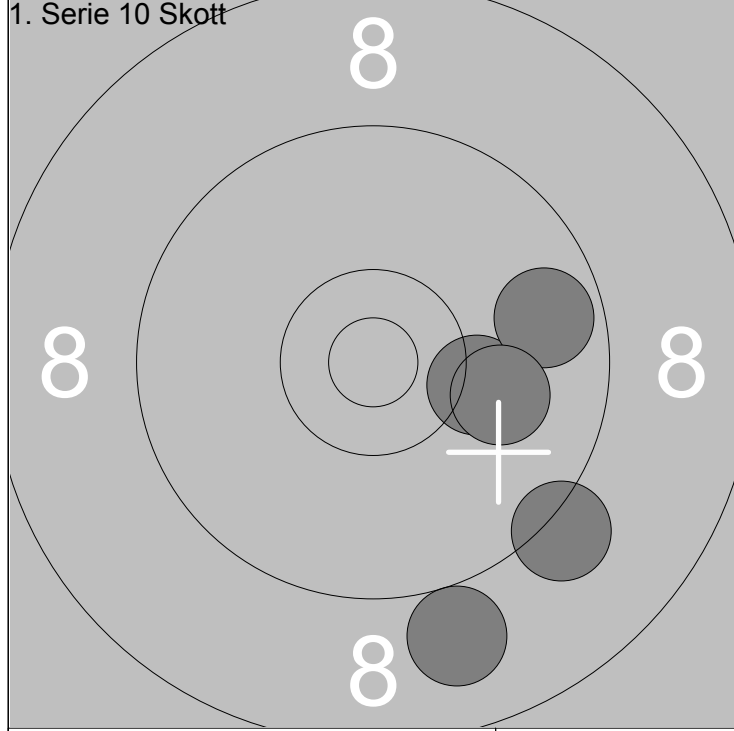


6: 9.5 ↘				1: 10.5x ↖				
7: 9.9 ↗		Serie	46	2: 8.6 ↘	Serie			46
8: 10.2 ↘				3: 10.2 ↘				
9: 10.3x ←		Total	288	4: 9.4 ↘	Total			334
10: 8.9 ↘				5: 9.5 ↓				



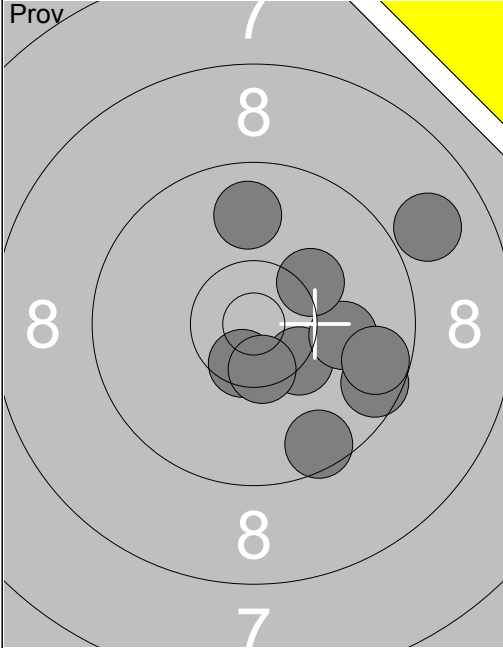
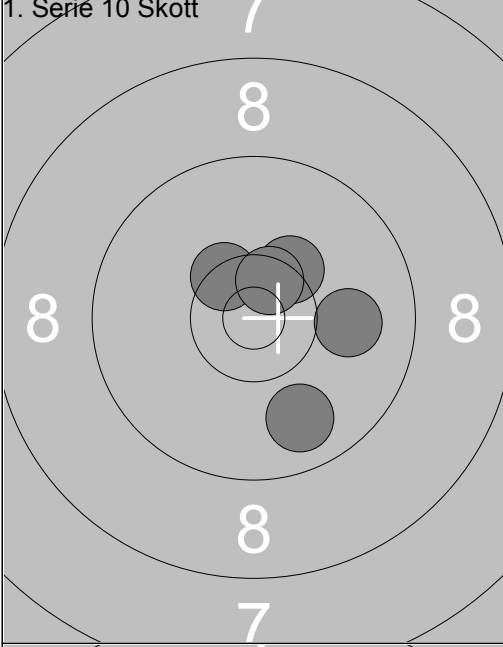
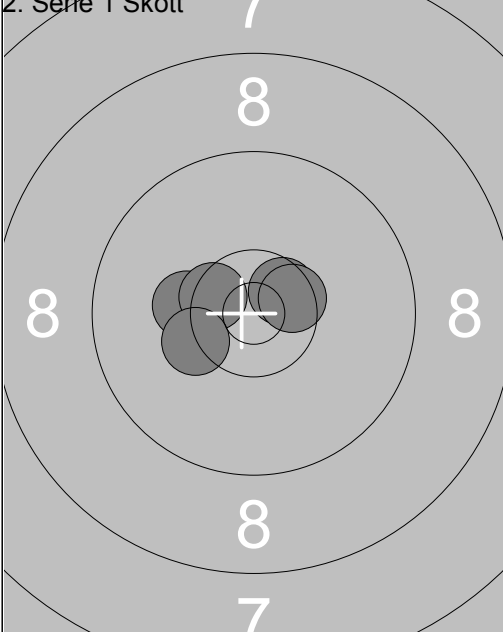
1: 10.0 ↗	6: 10.5x ←	Serie	95
2: 9.3 ↘	7: 9.9 ↗		
3: 9.9 ↗	8: 10.5x ←	Total	193
4: 10.3x →	9: 10.3 ↓		
5: 8.6 →	10: 10.4x ↘		

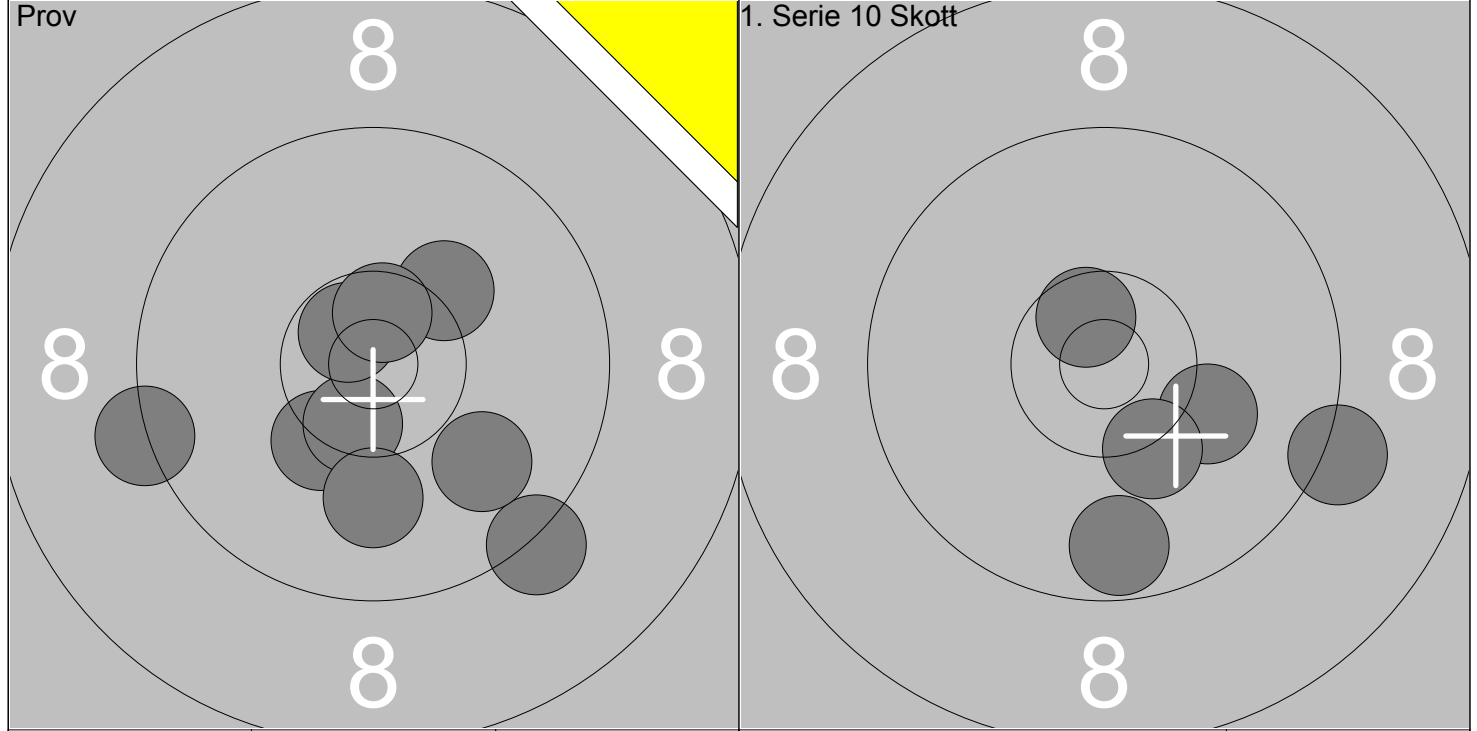
1: 10.3 ↑	Serie	50
2: 10.0 ↗		
3: 10.1 ↙	Total	243
4: 10.3x →		
5: 10.0 ↘		



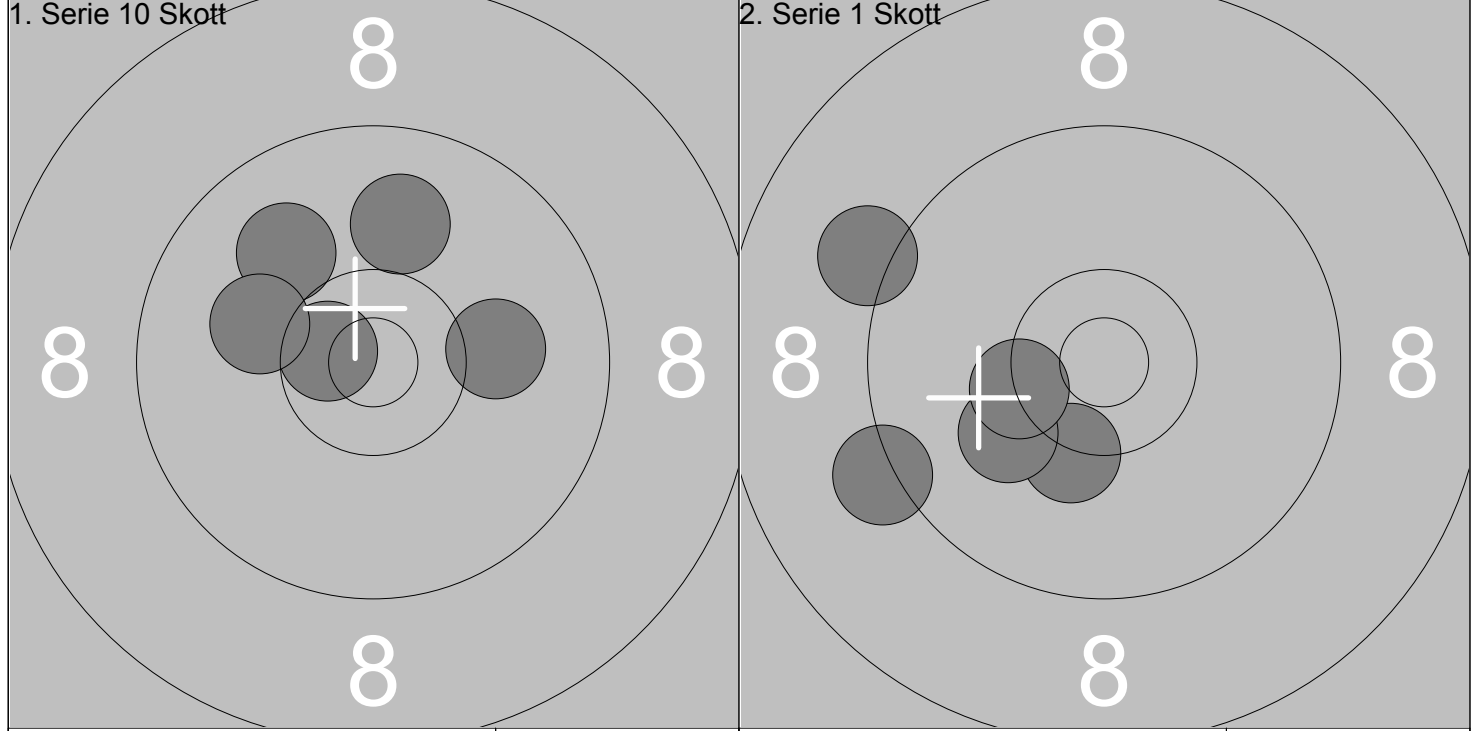
6: 10.2 →	Serie	47
7: 9.0 ↘		
8: 9.2 ↘	Total	290
9: 9.7 →		
10: 10.0 →		

1: 10.0 ↗	Serie	49
2: 10.3x ←		
3: 10.4x ←	Total	339
4: 9.4 ↙		
5: 10.1 ←		

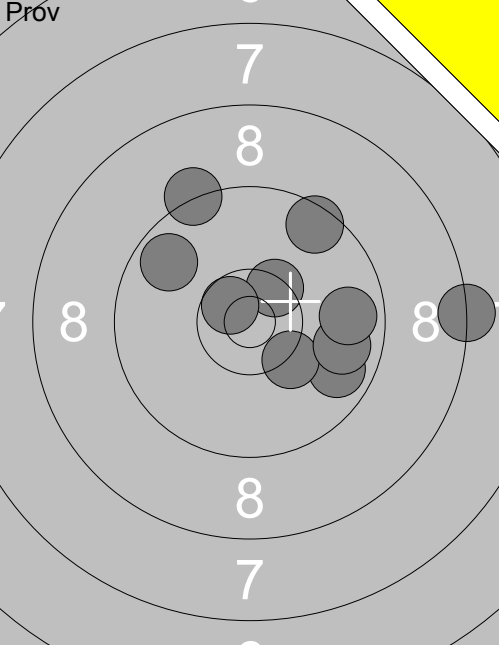
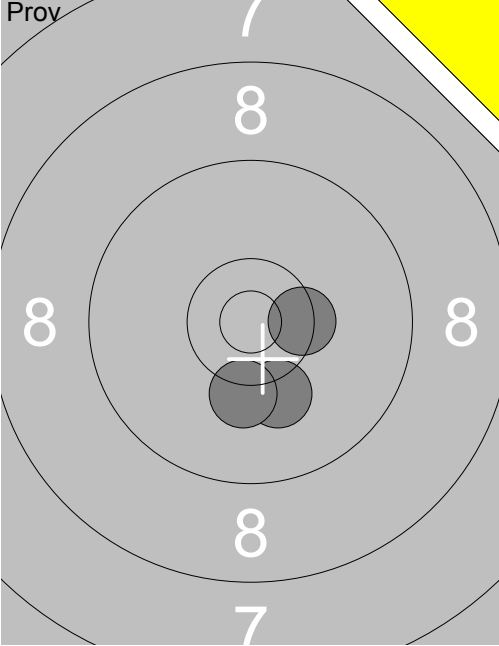
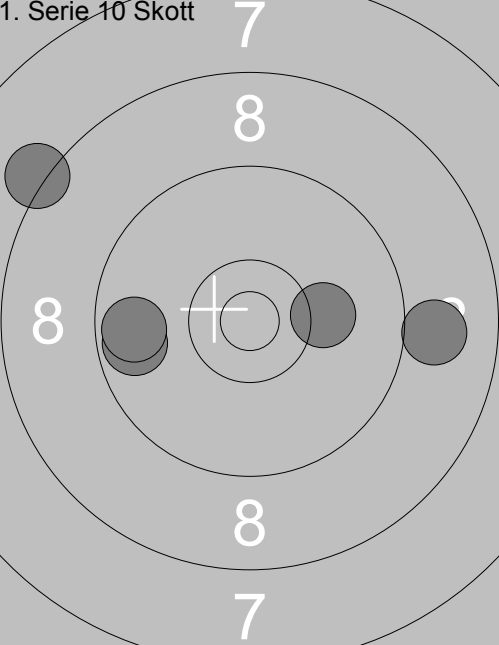
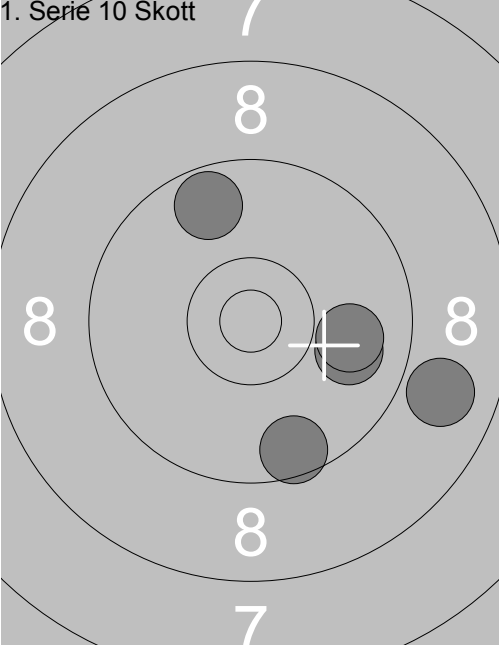
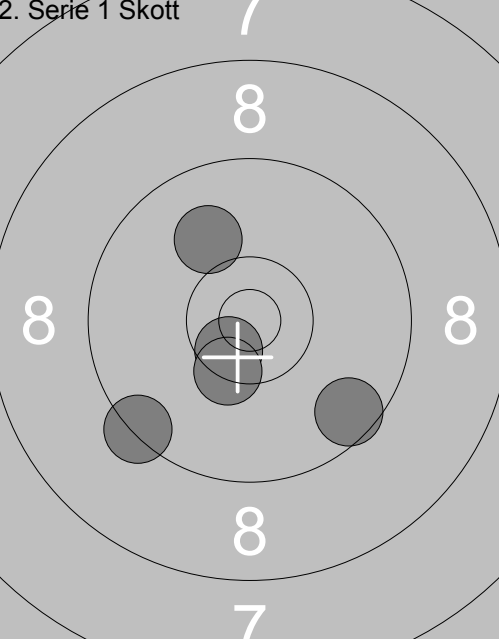
Skjuttag	Tavla	Hans Bakken	
6	18	Nordre Skage (NOR)	6, Sen-L
11.07.2017	Tavelträffen Korthåll 2017	Ramselefors SKF	
Prov		1: 9.6 ↘ 2: 10.5x↓ 3: 10.4x↘ 4: 9.6 ➤ 5: 10.0 ➔ 6: 8.9 ↗ 7: 9.8 ↑ 8: 10.2 ↗ 9: 10.5x↓ 10: 9.7 ➤	11: 10.4x➤ 12: 10.7x↖ 13: 9.8 ↘ 14: 10.5x↓ 15: 10.1 ↑
		Serie 94.0	Serie 49.0
		Total 192.0	Total 192.0
1. Serie 10 Skott		1: 9.8 ↘ 2: 10.3x↗ 3: 10.4x↘ 4: 10.5x↗ 5: 10.0 ➔	6: 10.7x➤ 7: 10.1 ↗ 8: 10.3 ↑ 9: 9.8 ↘ 10: 10.3x↘
		Serie 49.0	Serie 49.0
		Total 241.0	Total 290.0
2. Serie 1 Skott		1: 10.3↖ 2: 10.5x↖ 3: 10.3x↖ 4: 10.6x↗ 5: 10.5x➤	
		Serie 50.0	
		Total 340.0	



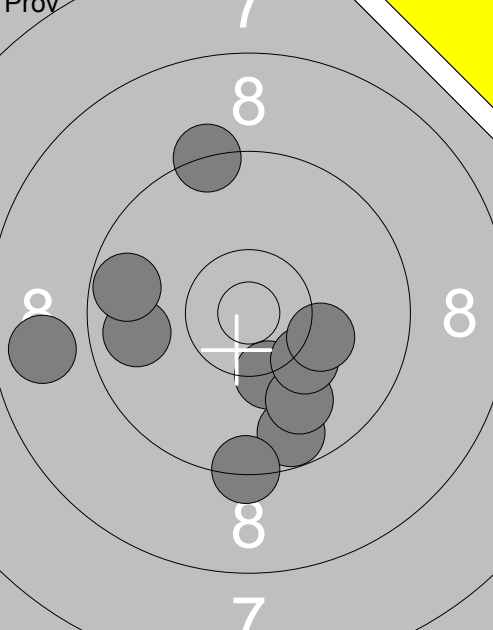
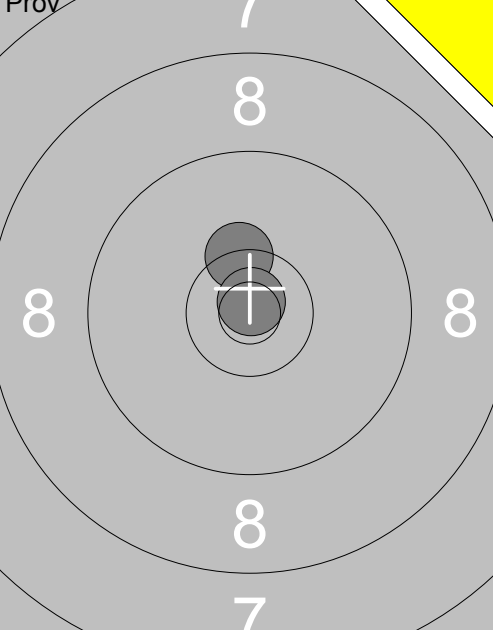
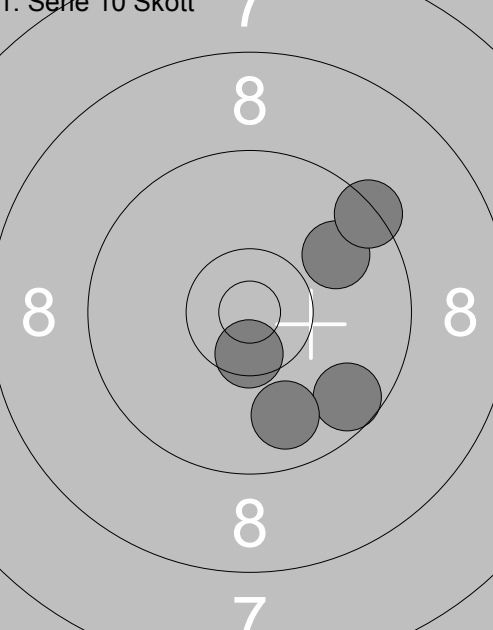
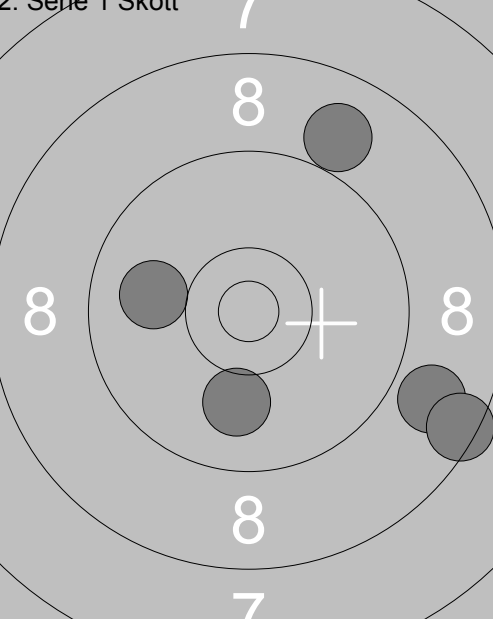
1: 10.3x ↙	6: 10.7x ↗		1: 10.1 →
2: 9.3 ↘	7: 9.9 ↘	Serie	2: 10.3 ↘
3: 9.3 ←	8: 10.6x ↑	87	3: 9.2 →
4: 10.5x ↘	9: 10.0 ↓	Total	4: 9.7 ↘
5: 10.2 ↗		192	5: 10.6x ↗
			Serie
			48
			Total
			240

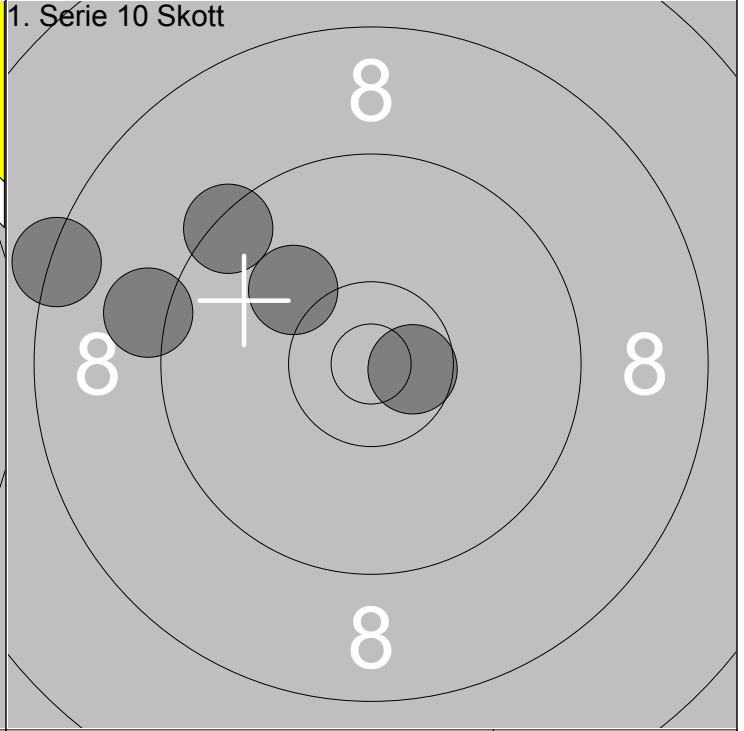
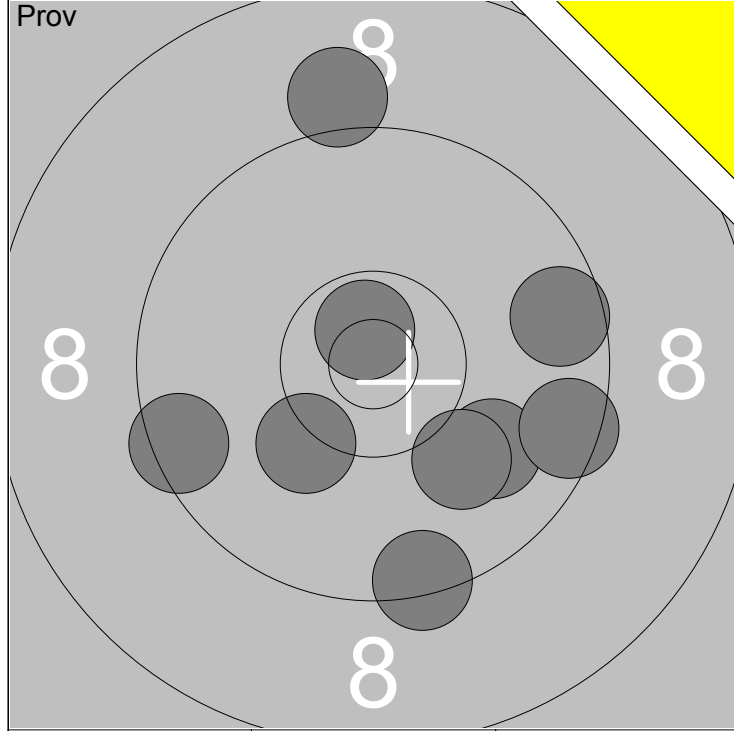


6: 10.0 ↑	7: 10.0 ↗		1: 10.3 ↘
8: 10.6x ←	9: 10.1 →	Serie	2: 9.2 ←
10: 10.1 ←		50	3: 10.1 ←
		Total	4: 9.1 ←
		290	5: 10.3x ←
			Serie
			48
			Total
			338

Skjuttag 6	Tavla 20	Niklas Johansson			
Vindeln	Ramselefors	6, Sen-L		Vb	
11.07.2017	Tavelträffen Korthåll 2017	Ramselefors SKF			
Pröv		1: 9.5 ↗ 2: 9.7 ↖ 3: 9.7 ➔ 4: 10.3 ↘ 5: 10.4x↗ 6: 9.8 ➔ 7: 8.3 ➔ 8: 9.7 ➔ 9: 10.6x↖ 10: 9.3 ↗ Serie 92.0 Total 191.0	Pröv	 11: 10.2 ↘ 12: 10.4x➔ 13: 10.2 ↘ Serie 30.0 Total 191.0	
1. Serie 10 Skott		1: 9.0 ➔ 2: 10.2 ➔ 3: 9.7 ↖ 4: 8.2 ↖ 5: 9.7 ↖ Serie 45.0 Total 236.0	1. Serie 10 Skott	 6: 9.9 ➔ 7: 9.9 ➔ 8: 8.9 ➔ 9: 9.6 ↘ 10: 9.7 ↗ Serie 44.0 Total 280.0	
2. Serie 1 Skott		1: 10.0 ↖ 2: 10.6x↘ 3: 9.4 ↘ 4: 9.6 ↘ 5: 10.4x↘ Serie 48.0 Total 328.0			

	<p>1: 9.0 ↘ 2: 10.6x ↗ 3: 10.1 ↑ 4: 9.3 ↑ 5: 9.5 ↖ 6: 10.2 ↓ 7: 10.2 ↗ 8: 9.4 ← 9: 10.1 ↗ 10: 10.1 ↖</p> <p>Serie 96.0 Total 190.0</p>	<p>11: 9.1 ← 12: 10.1 ↗ 13: 10.7x ↘ 14: 9.7 ↘ 15: 10.6x ↘</p> <p>Serie 48.0 Total 190.0</p>
<p>1. Serie 10 Skott</p>	<p>1: 10.5x ↘ 2: 9.9 ↘ 3: 10.4x ↘ 4: 7.4 ← 5: 10.4x ↗</p> <p>Serie 46.0 Total 236.0</p>	<p>1. Serie 10 Skott</p> <p>6: 10.8x ↗ 7: 10.0 ↘ 8: 10.6x ↘ 9: 10.6x ↘ 10: 10.1 ←</p> <p>Serie 50.0 Total 286.0</p>
<p>2. Serie 1 Skott</p>	<p>1: 8.4 ↘ 2: 9.9 ↘ 3: 9.4 → 4: 9.9 ↗ 5: 9.0 ↘</p> <p>Serie 44.0 Total 330.0</p>	

<div style="text-align: center;">Prov</div> 	<table style="width:100%; border-collapse: collapse;"> <tr><td>1:</td><td>10.3</td><td>↓</td></tr> <tr><td>2:</td><td>9.7</td><td>↓</td></tr> <tr><td>3:</td><td>8.8</td><td>←</td></tr> <tr><td>4:</td><td>9.4</td><td>↓</td></tr> <tr><td>5:</td><td>9.9</td><td>↓</td></tr> <tr><td>6:</td><td>9.8</td><td>←</td></tr> <tr><td>7:</td><td>9.7</td><td>←</td></tr> <tr><td>8:</td><td>9.3</td><td>↑</td></tr> <tr><td>9:</td><td>10.2</td><td>↘</td></tr> <tr><td>10:</td><td>10.2</td><td>→</td></tr> <tr><td colspan="2">Serie</td><td>92.0</td></tr> <tr><td colspan="2">Total</td><td>190.0</td></tr> </table>	1:	10.3	↓	2:	9.7	↓	3:	8.8	←	4:	9.4	↓	5:	9.9	↓	6:	9.8	←	7:	9.7	←	8:	9.3	↑	9:	10.2	↘	10:	10.2	→	Serie		92.0	Total		190.0	<div style="text-align: center;">Prov</div>  <table style="width:100%; border-collapse: collapse;"> <tr><td>11:</td><td>10.4x</td><td>↗</td></tr> <tr><td>12:</td><td>10.8x</td><td>↗</td></tr> <tr><td colspan="2">Serie</td><td>20.0</td></tr> <tr><td colspan="2">Total</td><td>190.0</td></tr> </table>	11:	10.4x	↗	12:	10.8x	↗	Serie		20.0	Total		190.0
1:	10.3	↓																																																
2:	9.7	↓																																																
3:	8.8	←																																																
4:	9.4	↓																																																
5:	9.9	↓																																																
6:	9.8	←																																																
7:	9.7	←																																																
8:	9.3	↑																																																
9:	10.2	↘																																																
10:	10.2	→																																																
Serie		92.0																																																
Total		190.0																																																
11:	10.4x	↗																																																
12:	10.8x	↗																																																
Serie		20.0																																																
Total		190.0																																																
<div style="text-align: center;">1. Serie 10 Skott</div> 	<table style="width:100%; border-collapse: collapse;"> <tr><td>1:</td><td>9.3</td><td>←</td></tr> <tr><td>2:</td><td>10.2</td><td>↓</td></tr> <tr><td>3:</td><td>9.6</td><td>←</td></tr> <tr><td>4:</td><td>10.4x</td><td>↗</td></tr> <tr><td>5:</td><td>10.0</td><td>↗</td></tr> <tr><td colspan="2">Serie</td><td>48.0</td></tr> <tr><td colspan="2">Total</td><td>238.0</td></tr> </table>	1:	9.3	←	2:	10.2	↓	3:	9.6	←	4:	10.4x	↗	5:	10.0	↗	Serie		48.0	Total		238.0	<div style="text-align: center;">1. Serie 10 Skott</div>  <table style="width:100%; border-collapse: collapse;"> <tr><td>6:</td><td>9.9</td><td>↗</td></tr> <tr><td>7:</td><td>10.5x</td><td>↓</td></tr> <tr><td>8:</td><td>9.4</td><td>↗</td></tr> <tr><td>9:</td><td>9.6</td><td>↘</td></tr> <tr><td>10:</td><td>9.8</td><td>↓</td></tr> <tr><td colspan="2">Serie</td><td>46.0</td></tr> <tr><td colspan="2">Total</td><td>284.0</td></tr> </table>	6:	9.9	↗	7:	10.5x	↓	8:	9.4	↗	9:	9.6	↘	10:	9.8	↓	Serie		46.0	Total		284.0						
1:	9.3	←																																																
2:	10.2	↓																																																
3:	9.6	←																																																
4:	10.4x	↗																																																
5:	10.0	↗																																																
Serie		48.0																																																
Total		238.0																																																
6:	9.9	↗																																																
7:	10.5x	↓																																																
8:	9.4	↗																																																
9:	9.6	↘																																																
10:	9.8	↓																																																
Serie		46.0																																																
Total		284.0																																																
<div style="text-align: center;">2. Serie 1 Skott</div> 	<table style="width:100%; border-collapse: collapse;"> <tr><td>1:</td><td>10.0</td><td>↓</td></tr> <tr><td>2:</td><td>8.9</td><td>↗</td></tr> <tr><td>3:</td><td>10.0</td><td>←</td></tr> <tr><td>4:</td><td>8.9</td><td>→</td></tr> <tr><td>5:</td><td>8.5</td><td>↘</td></tr> <tr><td colspan="2">Serie</td><td>44.0</td></tr> <tr><td colspan="2">Total</td><td>328.0</td></tr> </table>	1:	10.0	↓	2:	8.9	↗	3:	10.0	←	4:	8.9	→	5:	8.5	↘	Serie		44.0	Total		328.0																												
1:	10.0	↓																																																
2:	8.9	↗																																																
3:	10.0	←																																																
4:	8.9	→																																																
5:	8.5	↘																																																
Serie		44.0																																																
Total		328.0																																																

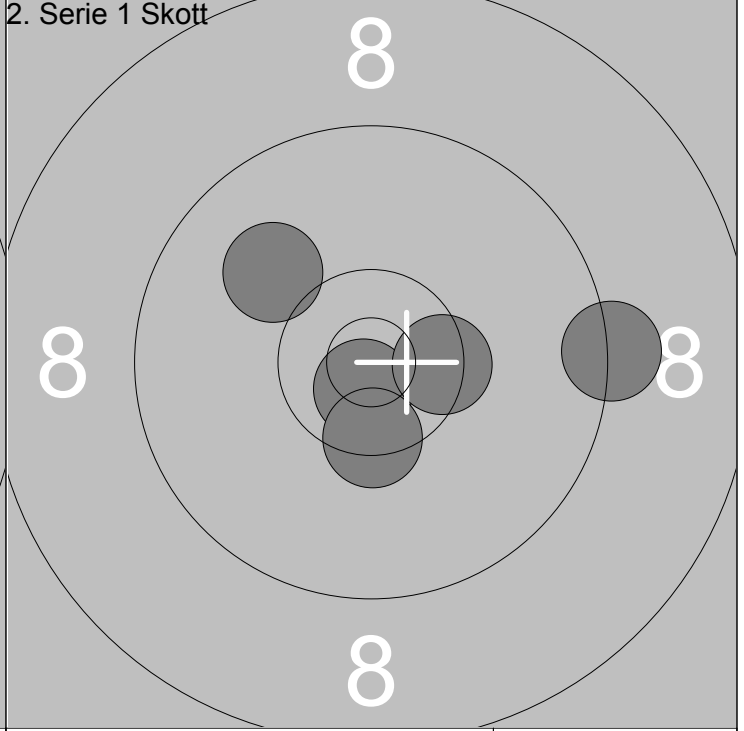
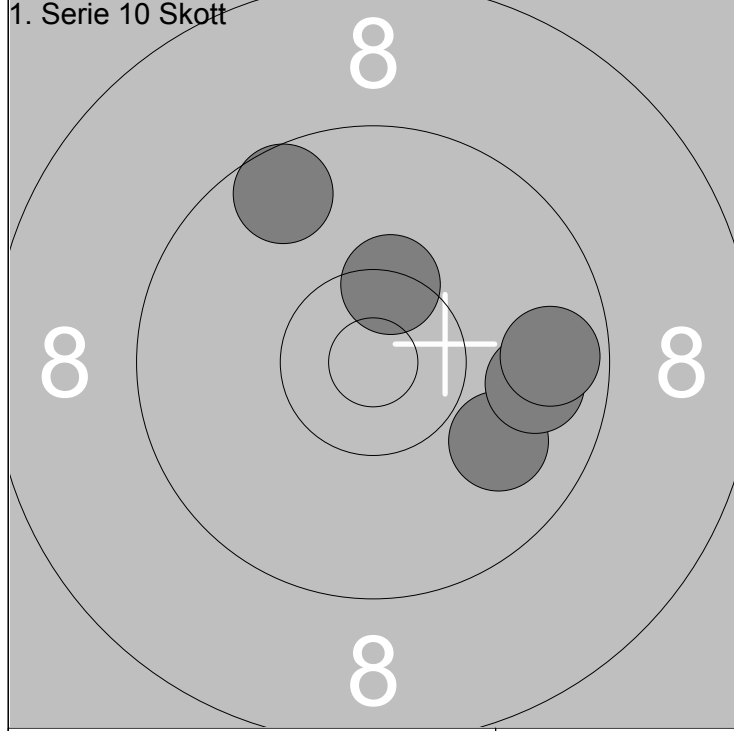


1: 9.6 →	6: 10.0 ↘
2: 9.9 ↘	7: 9.1 ↑
3: 9.5 →	8: 10.7x ↑
4: 9.5 ←	9: 10.2 ↘
5: 9.4 ↓	

Serie	84
Total	190

1: 10.6x →
2: 9.2 ←
3: 8.4 ←
4: 10.1 ↗
5: 9.4 ↗

Serie	46
Total	236

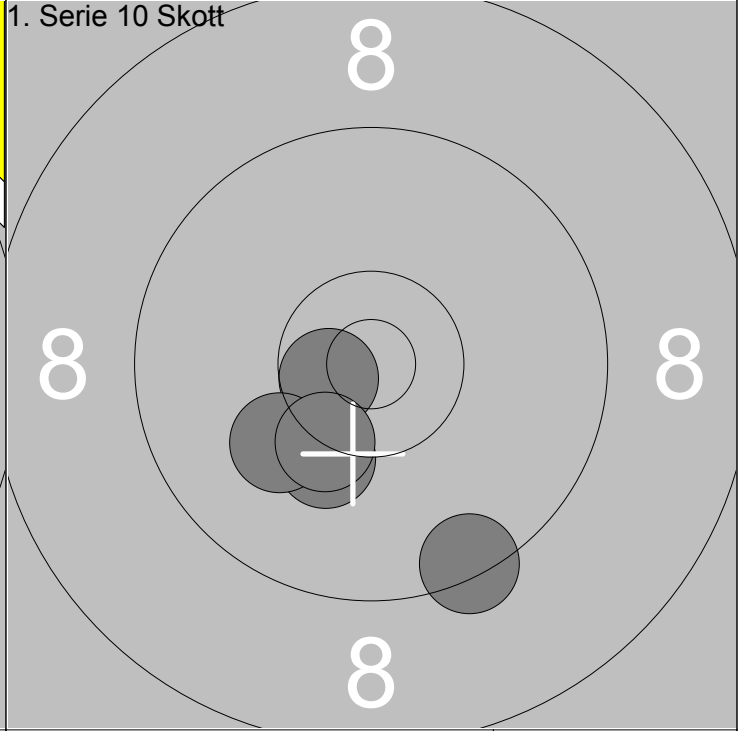
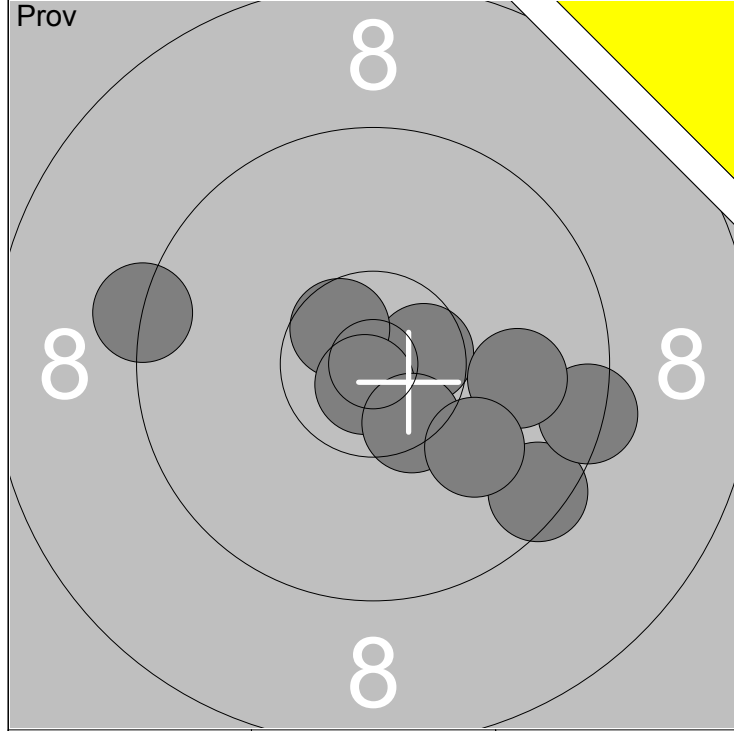


6: 9.9 ↘
7: 9.6 ↗
8: 10.4x ↑
9: 9.8 →
10: 9.7 →

Serie	46
Total	282

1: 10.0 ↖
2: 10.8x ↓
3: 9.3 →
4: 10.4x ↓
5: 10.5x →

Serie	49
Total	331

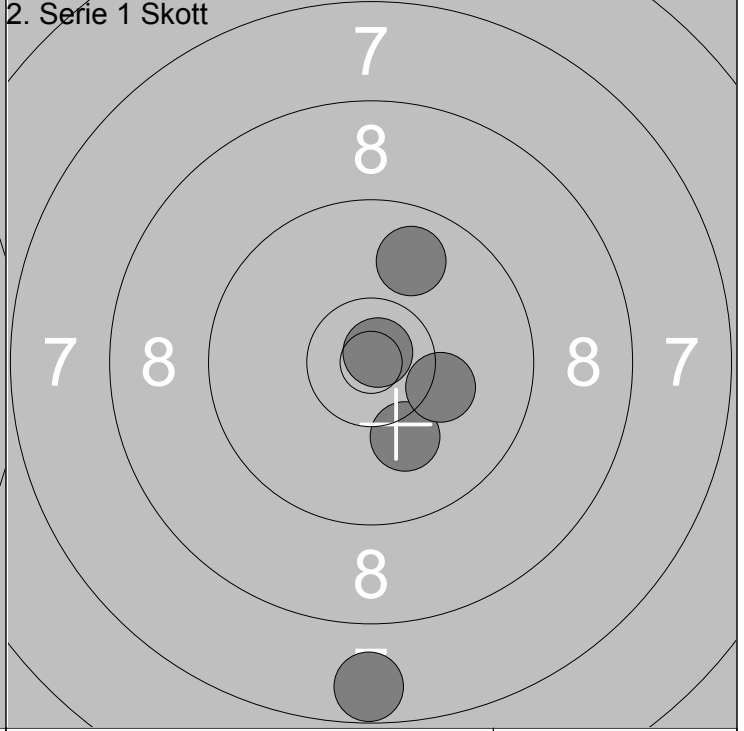
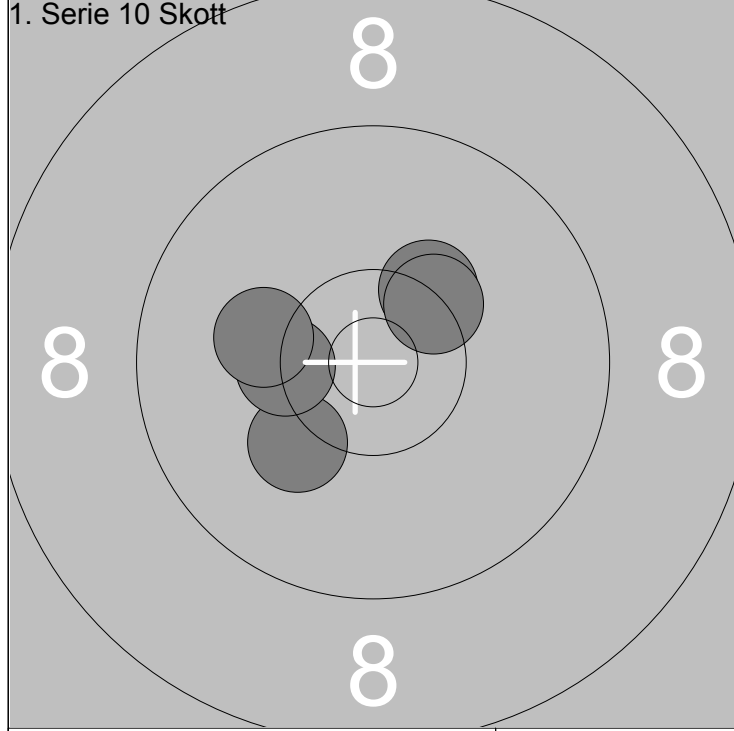


1: 9.5 ↘	6: 10.6x ↗
2: 9.4 →	7: 10.8x ↓
3: 9.3 ←	8: 10.5x ↓
4: 10.6x →	9: 10.0 ↓
5: 9.9 →	

Serie	86
Total	190

1: 9.4 ↓	
2: 10.6x ←	
3: 10.2 ↓	
4: 10.1 ←	
5: 10.3x ↓	

Serie	49
Total	239



6: 10.2 ↙	
7: 10.3x ↗	
8: 10.3x ←	
9: 10.2 ←	
10: 10.4x ↗	

Serie	50
Total	289

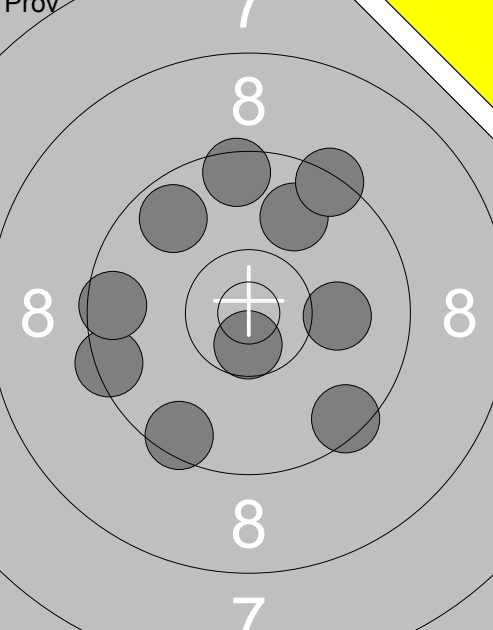
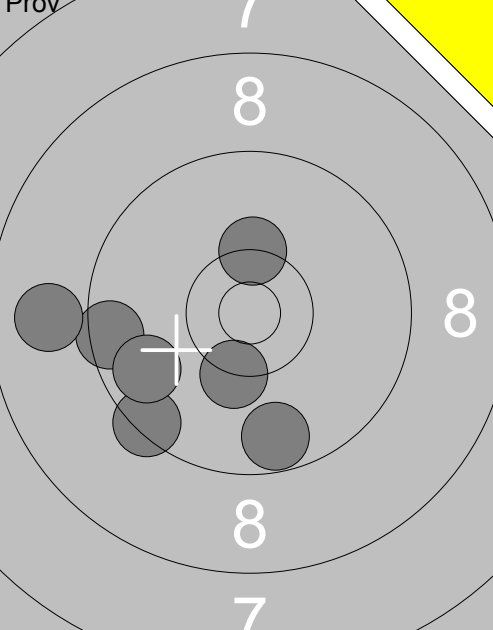
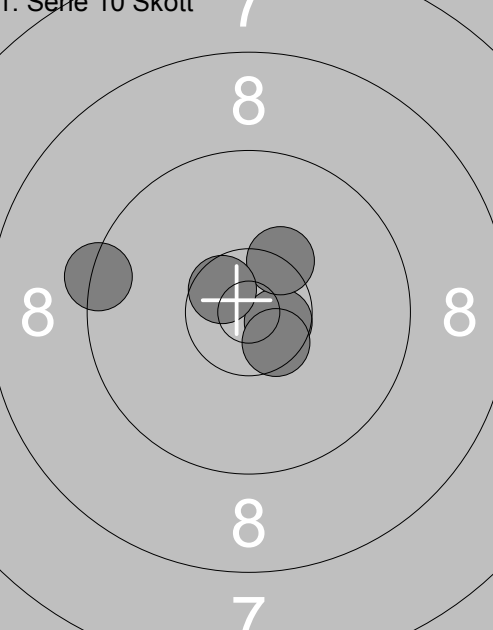
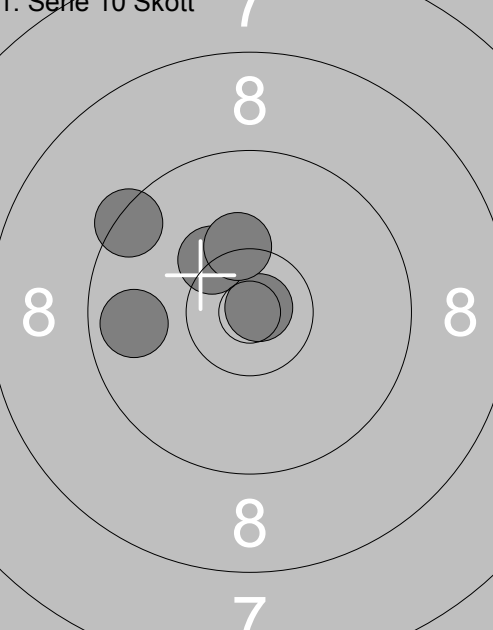
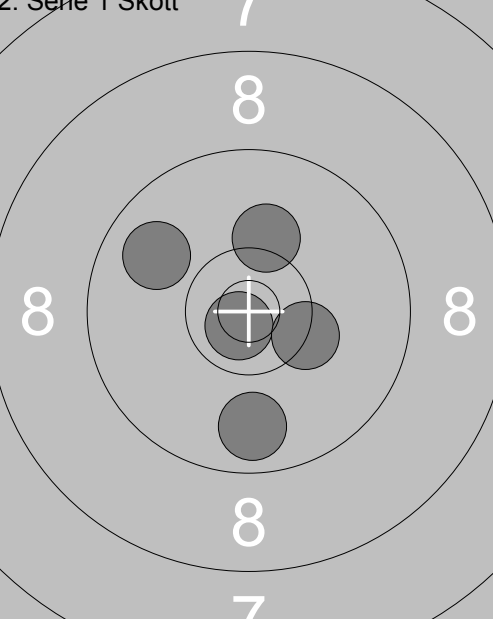
1: 9.8 ↗	
2: 10.1 ↓	
3: 10.2 →	
4: 7.7 ↓	
5: 10.8x ↗	

Serie	46
Total	335

	<p>1: 8.7 ↓</p> <p>2: 9.3 ↓</p> <p>3: 9.9 ↑</p> <p>4: 8.3 ↑</p> <p>5: 10.3x➤</p> <p>6: 10.3x↑</p> <p>7: 10.4x↗</p> <p>8: 10.1 ↗</p> <p>9: 9.3 ➤</p> <p>10: 10.3 ➤</p>	<p>11: 10.8x↘</p> <p>12: 10.4x↘</p> <p>13: 10.0 ↖</p> <p>14: 9.9 ➤</p> <p>15: 10.5x↘</p>
Serie 93.0	Serie 49.0	Serie 49.0
Total 194.0	Total 194.0	Total 194.0

<p>1. Serie 10 Skott</p>	<p>1: 9.6 ↓</p> <p>2: 8.5 ↓</p> <p>3: 10.5x↘</p> <p>4: 9.3 ←</p> <p>5: 9.8 ←</p>	<p>6: 10.1 ↖</p> <p>7: 10.7x↘</p> <p>8: 9.6 ↖</p> <p>9: 9.7 ➤</p> <p>10: 10.0 ↗</p>
Serie 45.0	Serie 48.0	Serie 48.0
Total 239.0	Total 287.0	Total 287.0

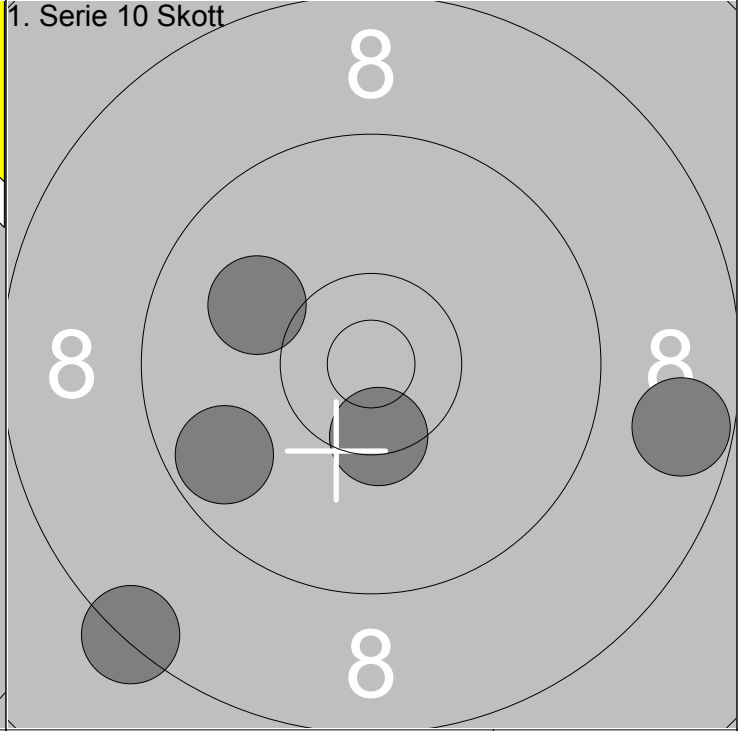
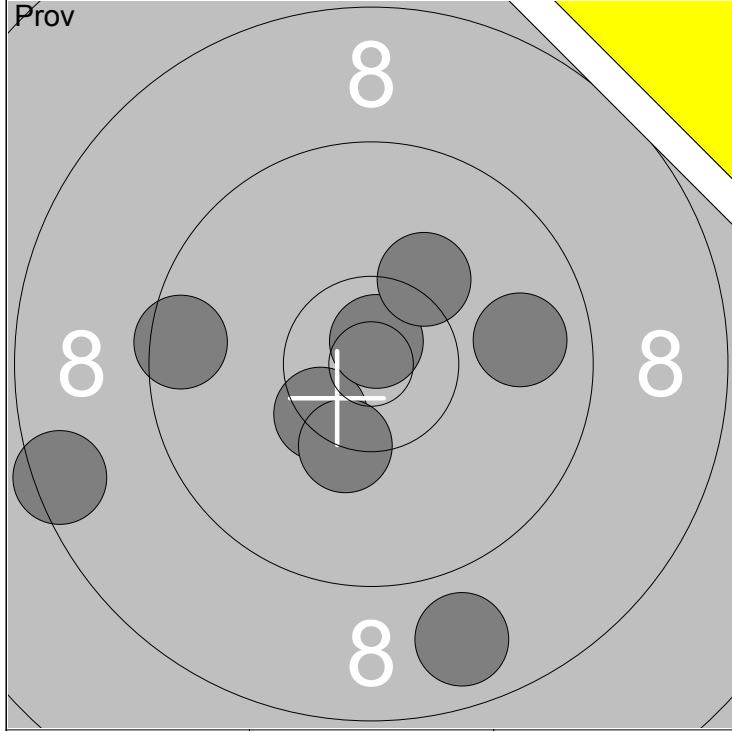
<p>2. Serie 1 Skott</p>	<p>1: 9.3 ↑</p> <p>2: 9.6 ➤</p> <p>3: 8.9 ➤</p> <p>4: 9.3 ↓</p> <p>5: 10.0 ↘</p>	
Serie 45.0		
Total 332.0		

<div style="text-align: center;">Prov</div> 	<table style="width:100%; border-collapse: collapse;"> <tr><td>1:</td><td>9.5</td><td>↑</td></tr> <tr><td>2:</td><td>9.9</td><td>↗</td></tr> <tr><td>3:</td><td>9.7</td><td>↖</td></tr> <tr><td>4:</td><td>9.4</td><td>←</td></tr> <tr><td>5:</td><td>9.6</td><td>←</td></tr> <tr><td>6:</td><td>9.5</td><td>↘</td></tr> <tr><td>7:</td><td>9.4</td><td>↗</td></tr> <tr><td>8:</td><td>9.5</td><td>↘</td></tr> <tr><td>9:</td><td>10.6x</td><td>↘</td></tr> <tr><td>10:</td><td>10.0</td><td>→</td></tr> <tr><td colspan="2">Serie</td><td>92.0</td></tr> <tr><td colspan="2">Total</td><td>193.0</td></tr> </table>	1:	9.5	↑	2:	9.9	↗	3:	9.7	↖	4:	9.4	←	5:	9.6	←	6:	9.5	↘	7:	9.4	↗	8:	9.5	↘	9:	10.6x	↘	10:	10.0	→	Serie		92.0	Total		193.0	<div style="text-align: center;">Prov</div>  <table style="width:100%; border-collapse: collapse;"> <tr><td>11:</td><td>9.4</td><td>↘</td></tr> <tr><td>12:</td><td>10.3x</td><td>↗</td></tr> <tr><td>13:</td><td>9.5</td><td>←</td></tr> <tr><td>14:</td><td>9.7</td><td>↘</td></tr> <tr><td>15:</td><td>10.3x</td><td>↘</td></tr> <tr><td>16:</td><td>8.9</td><td>←</td></tr> <tr><td>17:</td><td>9.8</td><td>↖</td></tr> <tr><td colspan="2">Serie</td><td>64.0</td></tr> <tr><td colspan="2">Total</td><td>193.0</td></tr> </table>	11:	9.4	↘	12:	10.3x	↗	13:	9.5	←	14:	9.7	↘	15:	10.3x	↘	16:	8.9	←	17:	9.8	↖	Serie		64.0	Total		193.0
1:	9.5	↑																																																															
2:	9.9	↗																																																															
3:	9.7	↖																																																															
4:	9.4	←																																																															
5:	9.6	←																																																															
6:	9.5	↘																																																															
7:	9.4	↗																																																															
8:	9.5	↘																																																															
9:	10.6x	↘																																																															
10:	10.0	→																																																															
Serie		92.0																																																															
Total		193.0																																																															
11:	9.4	↘																																																															
12:	10.3x	↗																																																															
13:	9.5	←																																																															
14:	9.7	↘																																																															
15:	10.3x	↘																																																															
16:	8.9	←																																																															
17:	9.8	↖																																																															
Serie		64.0																																																															
Total		193.0																																																															
<div style="text-align: center;">1. Serie 10 Skott</div> 	<table style="width:100%; border-collapse: collapse;"> <tr><td>1:</td><td>10.6x</td><td>↘</td></tr> <tr><td>2:</td><td>10.3x</td><td>↗</td></tr> <tr><td>3:</td><td>10.5x</td><td>↘</td></tr> <tr><td>4:</td><td>9.4</td><td>←</td></tr> <tr><td>5:</td><td>10.6x</td><td>↖</td></tr> <tr><td colspan="2">Serie</td><td>49.0</td></tr> <tr><td colspan="2">Total</td><td>242.0</td></tr> </table>	1:	10.6x	↘	2:	10.3x	↗	3:	10.5x	↘	4:	9.4	←	5:	10.6x	↖	Serie		49.0	Total		242.0	<div style="text-align: center;">1. Serie 10 Skott</div>  <table style="width:100%; border-collapse: collapse;"> <tr><td>6:</td><td>9.8</td><td>←</td></tr> <tr><td>7:</td><td>9.4</td><td>↖</td></tr> <tr><td>8:</td><td>10.8x</td><td>↗</td></tr> <tr><td>9:</td><td>10.3x</td><td>↖</td></tr> <tr><td>10:</td><td>10.3</td><td>↑</td></tr> <tr><td colspan="2">Serie</td><td>48.0</td></tr> <tr><td colspan="2">Total</td><td>290.0</td></tr> </table>	6:	9.8	←	7:	9.4	↖	8:	10.8x	↗	9:	10.3x	↖	10:	10.3	↑	Serie		48.0	Total		290.0																					
1:	10.6x	↘																																																															
2:	10.3x	↗																																																															
3:	10.5x	↘																																																															
4:	9.4	←																																																															
5:	10.6x	↖																																																															
Serie		49.0																																																															
Total		242.0																																																															
6:	9.8	←																																																															
7:	9.4	↖																																																															
8:	10.8x	↗																																																															
9:	10.3x	↖																																																															
10:	10.3	↑																																																															
Serie		48.0																																																															
Total		290.0																																																															
<div style="text-align: center;">2. Serie 1 Skott</div> 	<table style="width:100%; border-collapse: collapse;"> <tr><td>1:</td><td>10.2</td><td>↑</td></tr> <tr><td>2:</td><td>10.8x</td><td>↘</td></tr> <tr><td>3:</td><td>10.3x</td><td>↘</td></tr> <tr><td>4:</td><td>9.8</td><td>↖</td></tr> <tr><td>5:</td><td>9.8</td><td>↓</td></tr> <tr><td colspan="2">Serie</td><td>48.0</td></tr> <tr><td colspan="2">Total</td><td>338.0</td></tr> </table>	1:	10.2	↑	2:	10.8x	↘	3:	10.3x	↘	4:	9.8	↖	5:	9.8	↓	Serie		48.0	Total		338.0																																											
1:	10.2	↑																																																															
2:	10.8x	↘																																																															
3:	10.3x	↘																																																															
4:	9.8	↖																																																															
5:	9.8	↓																																																															
Serie		48.0																																																															
Total		338.0																																																															

	<p>1: 9.1 ↑</p> <p>2: 9.6 ↗</p> <p>3: 10.6 ✕</p> <p>4: 10.0 →</p> <p>5: 9.6 ↗</p> <p>6: 9.6 ↗</p> <p>7: 9.1 ↖</p> <p>8: 10.4x ↗</p> <p>9: 10.7x ↗</p> <p>10: 10.1 ↘</p>		<p>11: 10.4x →</p> <p>12: 10.2 ↑</p> <p>13: 9.5 ↖</p> <p>14: 9.9 ↑</p> <p>15: 10.4x →</p>
8	Serie 95.0	8	Serie 48.0
7	Total 191.0	7	Total 191.0

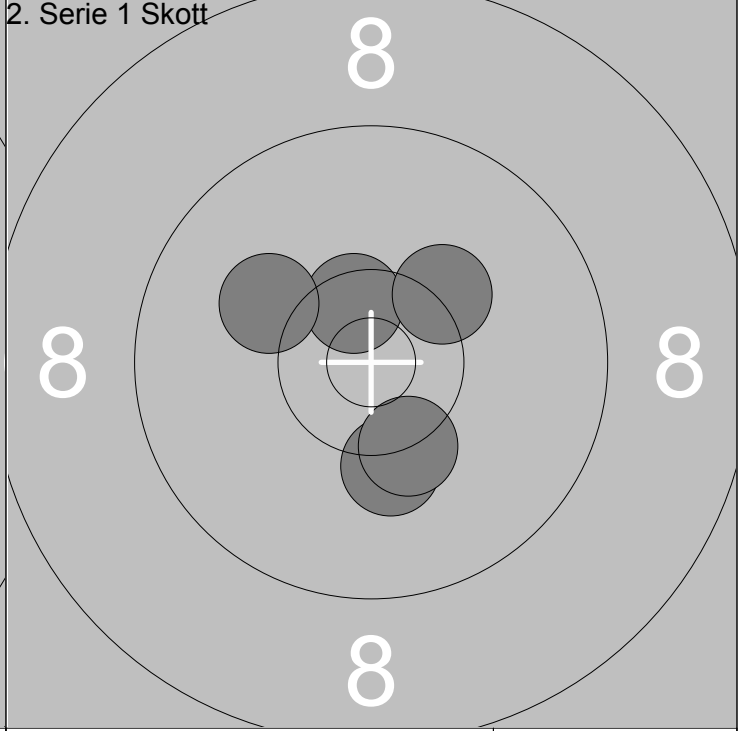
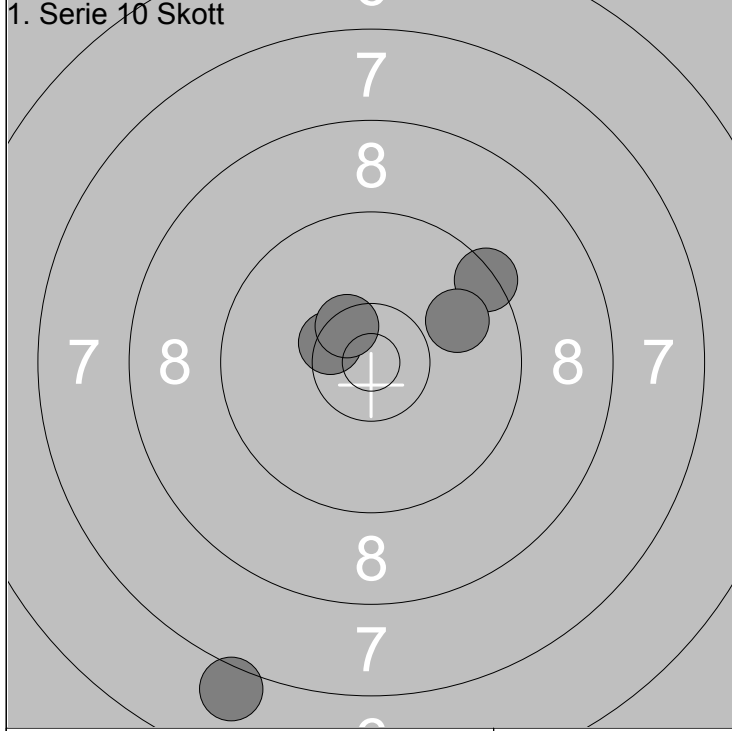
<p>1. Serie 10 Skott</p>	<p>1: 9.8 ↑</p> <p>2: 10.0 ↗</p> <p>3: 9.5 ↖</p> <p>4: 9.6 ↖</p> <p>5: 10.7x →</p>	<p>1. Serie 10 Skott</p>	<p>6: 10.9x ↘</p> <p>7: 10.4x ↘</p> <p>8: 10.5x ↘</p> <p>9: 10.1 ↓</p> <p>10: 9.7 ↘</p>
8	Serie 47.0	8	Serie 49.0
7	Total 238.0	7	Total 287.0

<p>2. Serie 1 Skott</p>	<p>1: 9.8 ↓</p> <p>2: 10.1 ↖</p> <p>3: 9.1 ↖</p> <p>4: 9.9 ↑</p> <p>5: 10.4x ↗</p>		
8	Serie 47.0		
7	Total 334.0		



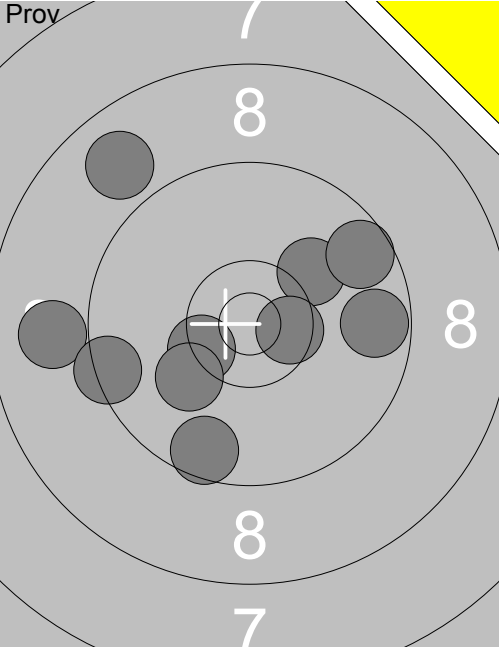
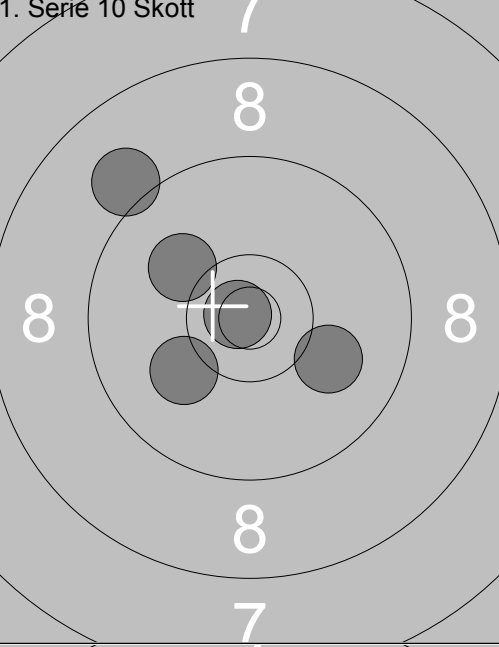
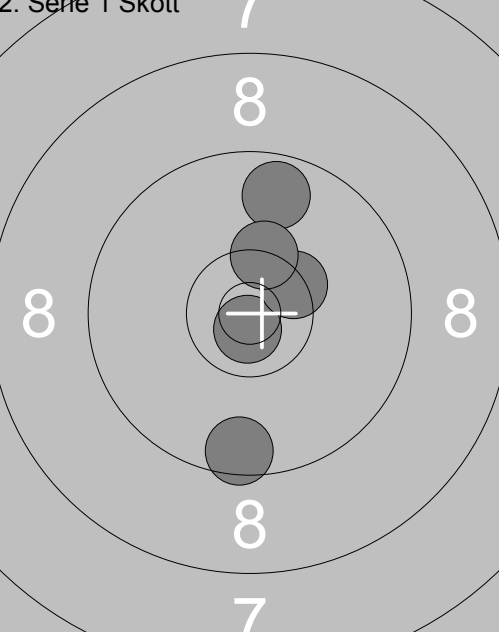
1: 8.8 ↓	6: 10.2 ↗	Serie	74
2: 10.4x ↙	7: 9.8 →		
3: 10.3x ↓	8: 9.5 ←	Total	191
4: 8.5 ←			
5: 10.8x ↑			

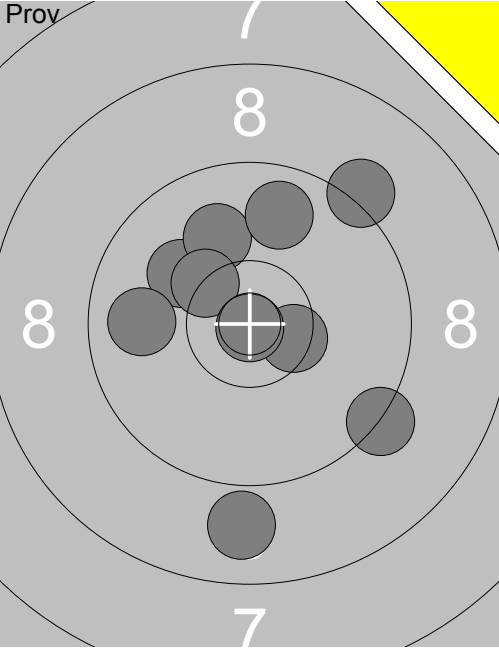
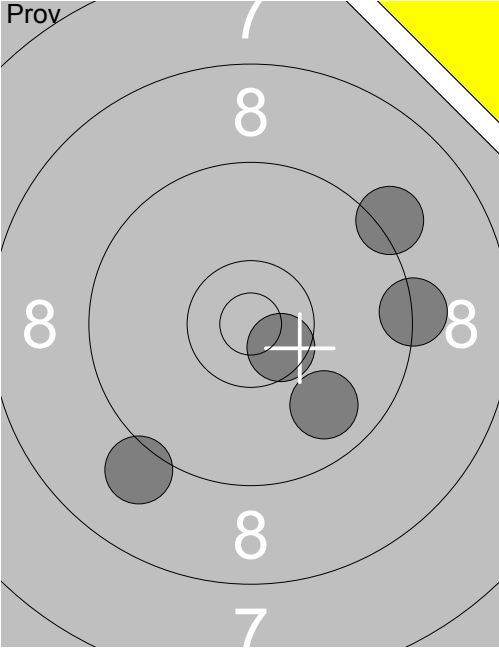
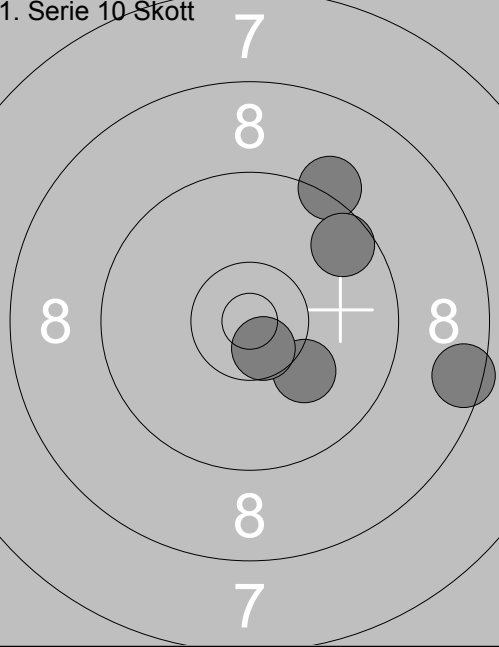
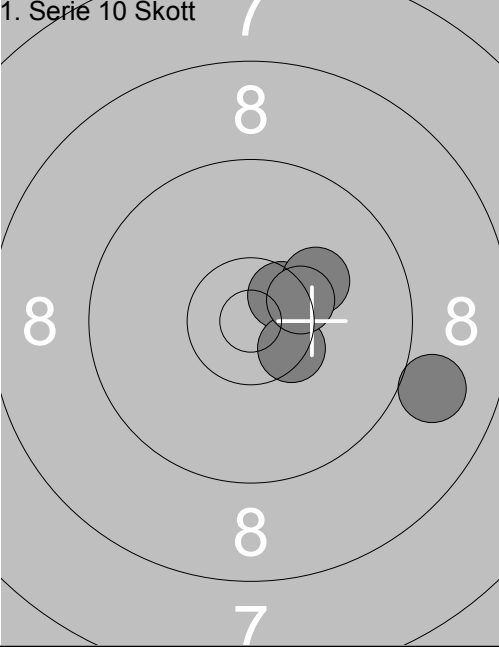
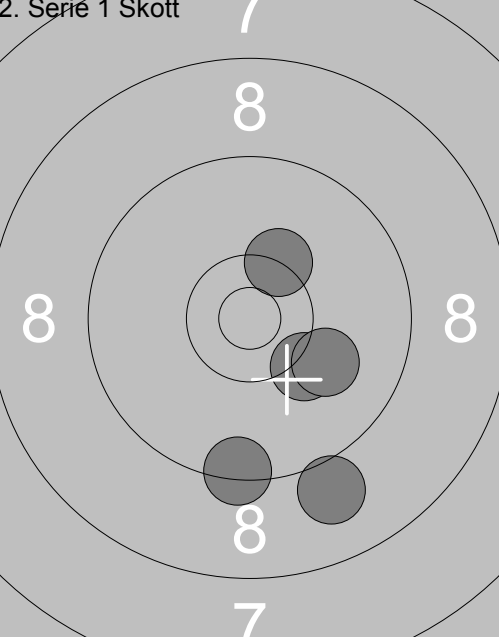
1: 10.4x ↓	Serie	45
2: 8.4 ↙		
3: 8.7 →	Total	236
4: 9.7 ↙		
5: 10.0 ↖		

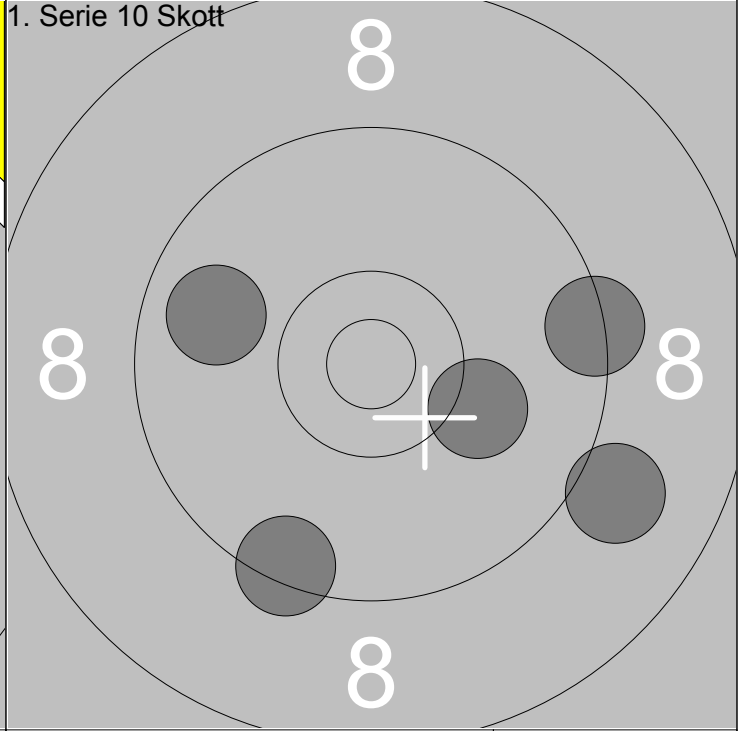
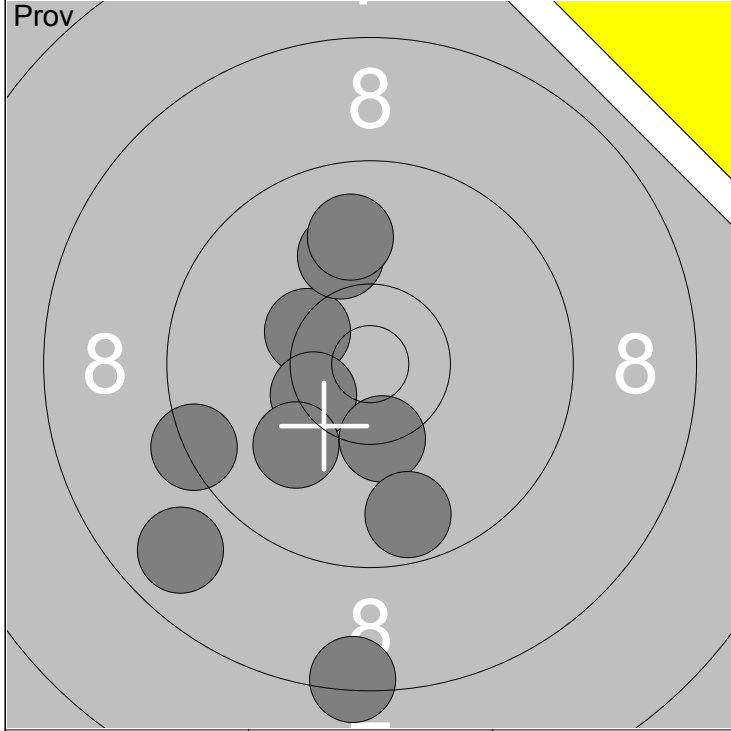


6: 10.5x ↖	Serie	45
7: 9.4 ↗		
8: 10.5x ↖	Total	281
9: 7.1 ↓		
10: 9.9 ↗		

1: 10.5x ↗	Serie	50
2: 10.3 ↗		
3: 10.2 ↓	Total	331
4: 10.3x ↓		
5: 10.1 ↖		

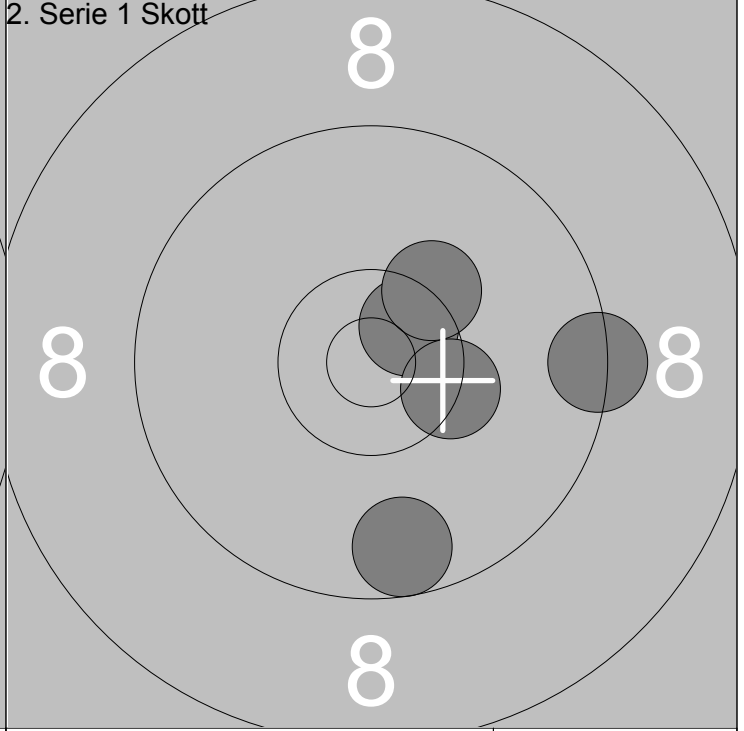
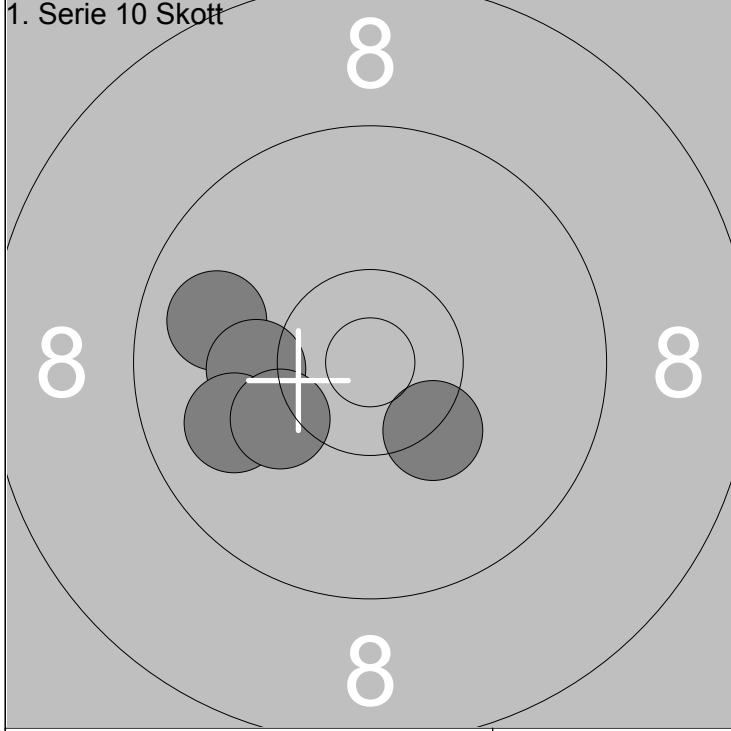
Skjutlag	Tavla	Edvin Strömberg		
7	5	Vindeln	Vännäs	7, U Vb
11.07.2017	Tavelträffen Korthåll 2017	Ramselefors SKF		
Prov		1: 10.1 ↗ 2: 9.7 → 3: 8.9 ← 4: 10.5x → 5: 9.6 ↓ 6: 10.4x ↗ 7: 9.6 ↗ 8: 9.4 ← 9: 10.1 ↙ 10: 8.9 ↖	Prov	11: 9.7 ↓ 12: 10.0 ↙ 13: 10.7x ↗
		Serie 92.0		Serie 29.0
		Total 189.0		Total 189.0
1. Serie 10 Skott		1: 10.0 → 2: 10.1 ↙ 3: 10.8x ↗ 4: 10.1 ↖ 5: 9.1 ↖	1. Serie 10 Skott	6: 10.2 ↑ 7: 10.0 ↑ 8: 9.5 ↖ 9: 9.5 ← 10: 9.9 ←
		Serie 49.0		Serie 47.0
		Total 238.0		Total 285.0
2. Serie 1 Skott		1: 10.8x ↓ 2: 9.7 ↑ 3: 9.5 ↓ 4: 10.4x ↗ 5: 10.3x ↗		
		Serie 48.0		
		Total 333.0		

Skjuttag	Tavla	Jennifer Gustafsson			
7	6	Vindeln	Ramselefors	7, U Vb	
11.07.2017	Tavelträffen Korthåll 2017	Ramselefors SKF			
Prov		1: 10.5x➤ 2: 8.9 ↓ 3: 10.1 ↖ 4: 10.0 ↑ 5: 9.2 ↗ 6: 9.8 ↑ 7: 9.3 ↘ 8: 9.8 ← 9: 10.3x↘ 10: 10.9x↓	Prov		11: 9.1 ↙ 12: 10.6x↘ 13: 9.8 ↘ 14: 9.3 → 15: 9.2 ↗
		Serie 94.0		Serie 46.0	
		Total 187.0		Total 187.0	
1. Serie 10 Skott		1: 9.2 ↑ 2: 8.5 ➤ 3: 9.6 ↗ 4: 10.1 ↘ 5: 10.6x↓	1. Serie 10 Skott		6: 9.0 ➤ 7: 10.5x↗ 8: 10.2 ↗ 9: 10.5x↘ 10: 10.4x➤
		Serie 46.0		Serie 49.0	
		Total 233.0		Total 282.0	
2. Serie 1 Skott		1: 10.3x↗ 2: 9.0 ↓ 3: 10.2 ↘ 4: 9.4 ↓ 5: 10.1 ➤			
		Serie 48.0			
		Total 330.0			



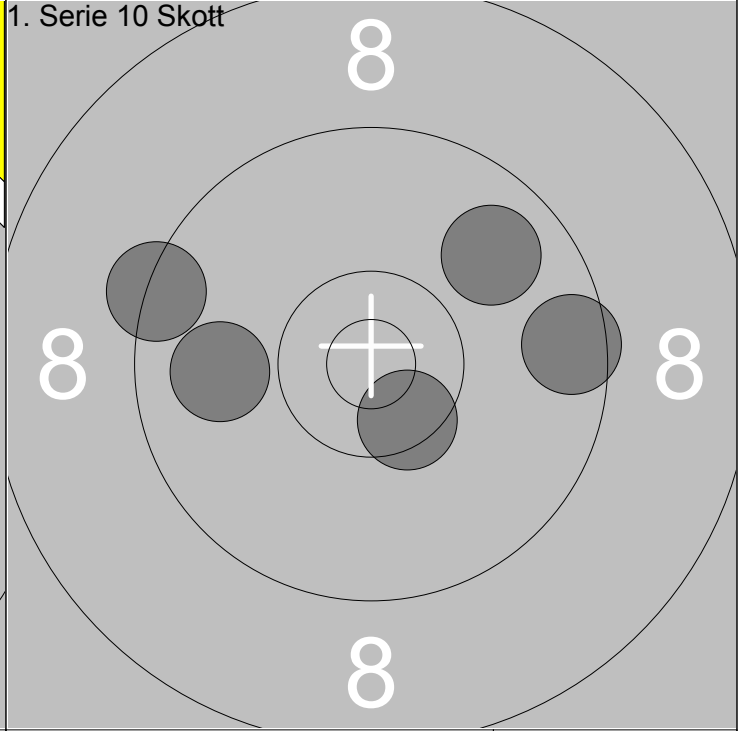
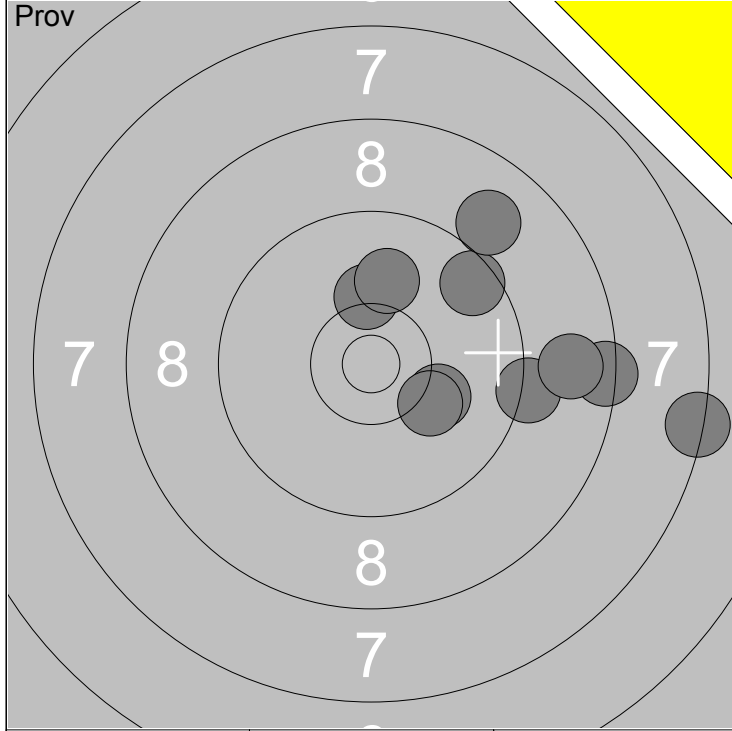
1: 8.4 ↓	6: 8.8 ↙	Serie	93
2: 10.4x ↖	7: 10.0 ↑		
3: 9.4 ↙	8: 9.9 ↑	Total	185
4: 10.4x ↙	9: 10.3x ↓		
5: 10.1 ↙	10: 9.7 ↓		

1: 9.4 →	Serie	46
2: 9.0 ↘		
3: 9.4 ↓	Total	231
4: 10.1 →		
5: 9.8 ←		



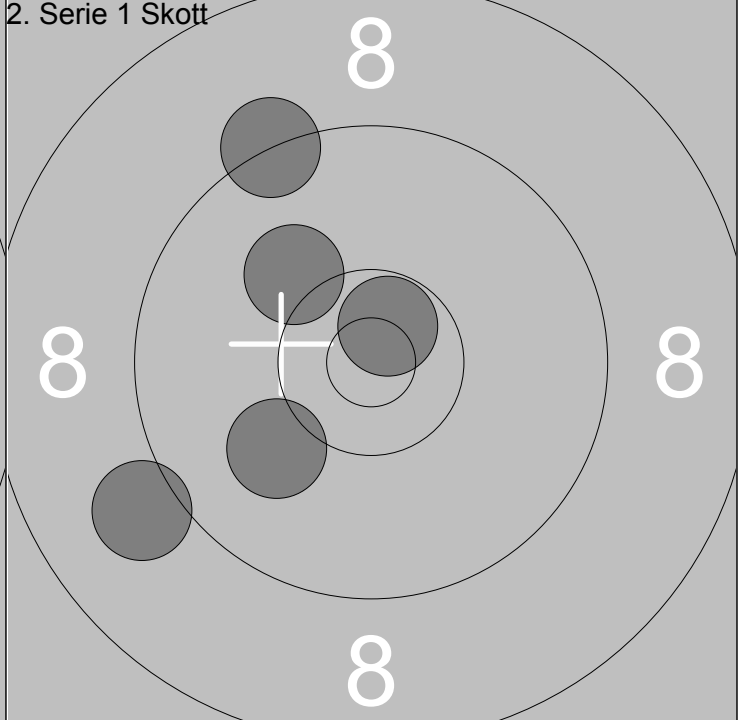
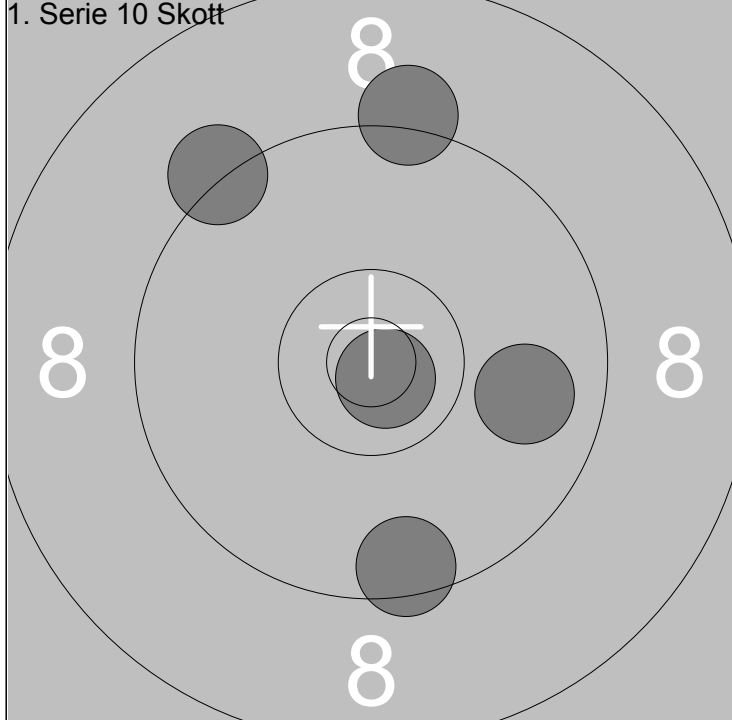
6: 9.8 ←	Serie	48
7: 10.2 ←		
8: 9.9 ↙	Total	279
9: 10.3x ↓		
10: 10.2 ↙		

1: 10.6x ↗	Serie	48
2: 9.4 →		
3: 9.6 ↓	Total	327
4: 10.3x ↗		
5: 10.4x →		



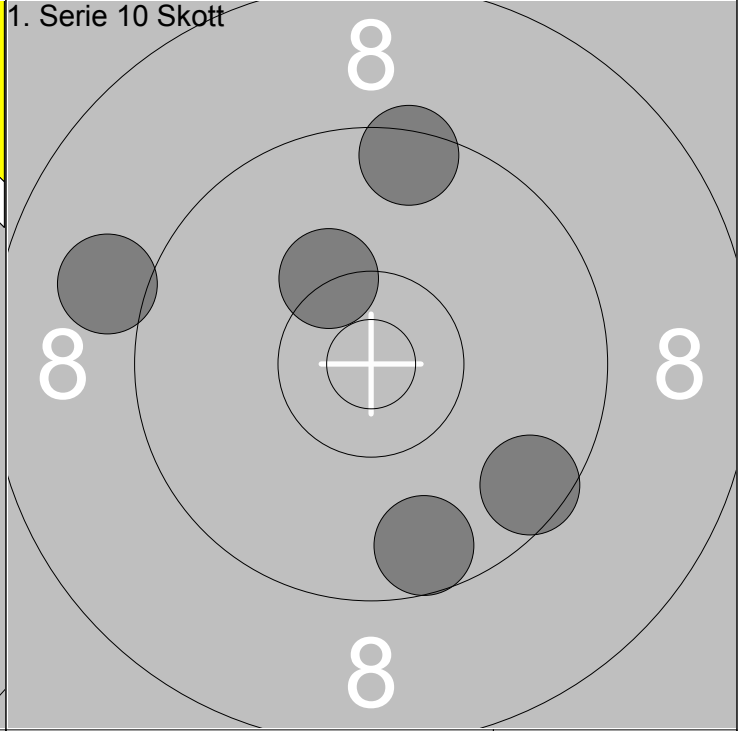
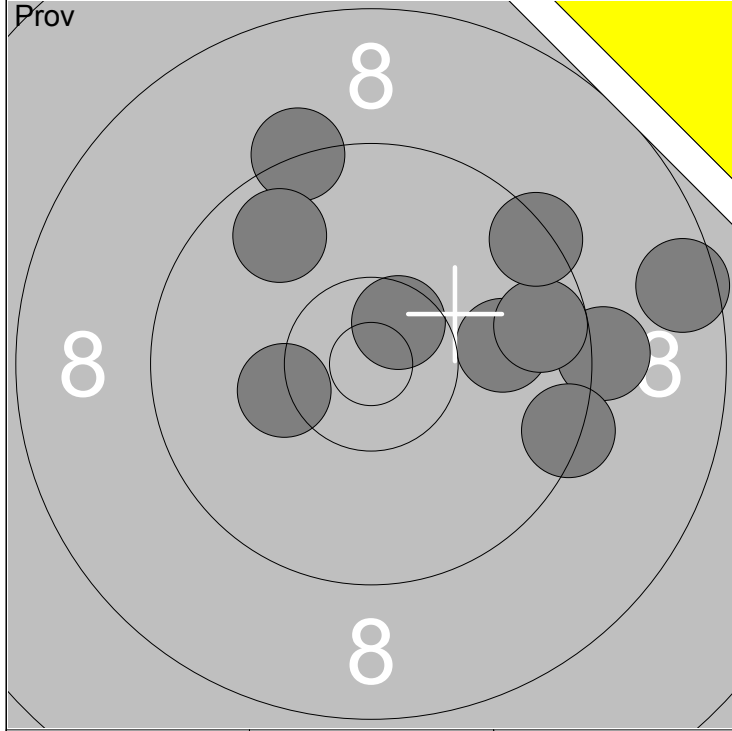
1: 7.4 →	6: 9.5 ↗	Serie	90
2: 8.4 →	7: 9.0 ↗		
3: 10.1 ↘	8: 10.0 ↑	Total	185
4: 10.2 ↑	9: 9.2 →		
5: 10.2 ↘	10: 8.8 →		

1: 9.5 →	Serie	46
2: 10.5x ↓		
3: 9.8 ↗	Total	231
4: 9.9 ←		
5: 9.4 ←		



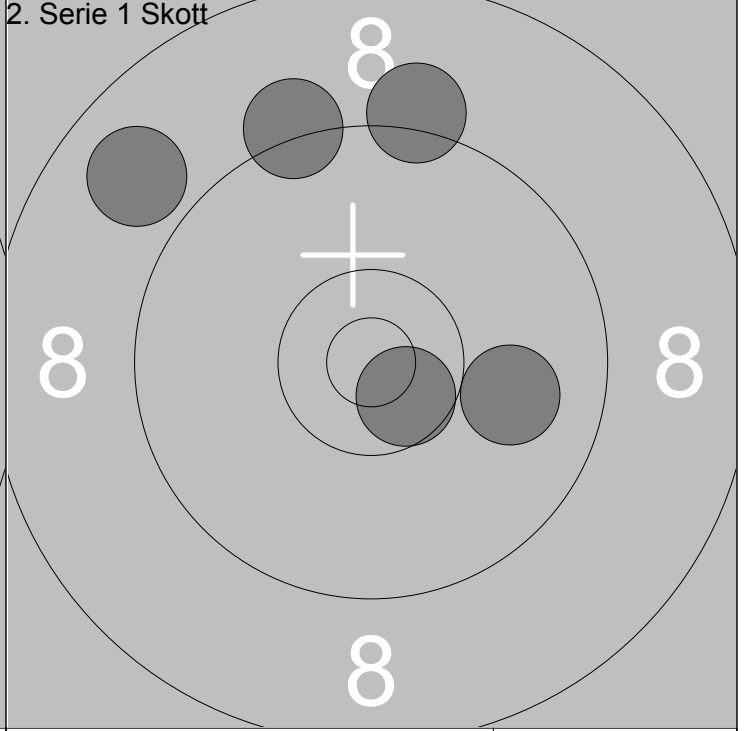
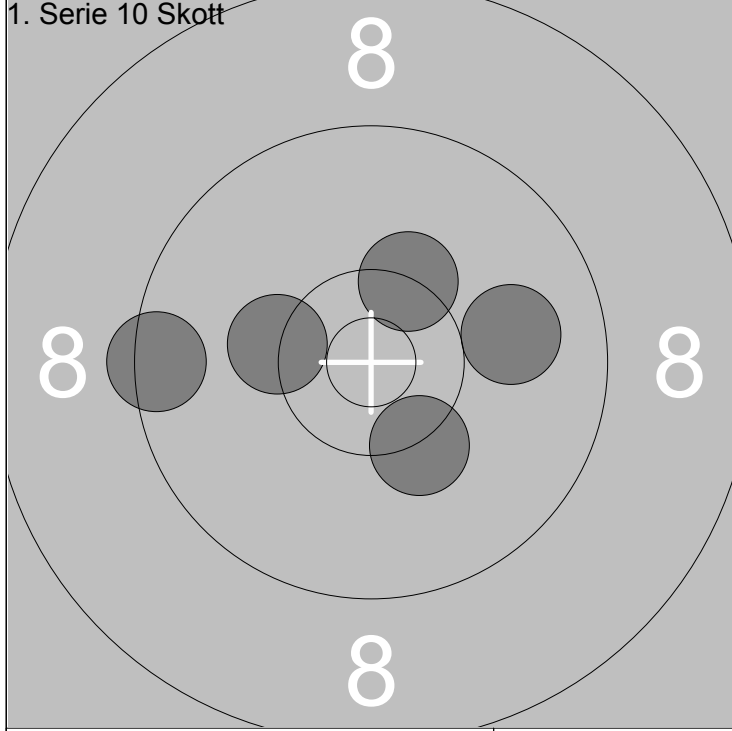
6: 9.2 ↑	Serie	46
7: 10.8x ↓		
8: 9.9 →	Total	277
9: 9.3 ↗		
10: 9.5 ↓		

1: 9.0 ←	Serie	48
2: 9.3 ↗		
3: 10.1 ↗	Total	325
4: 10.7x ↑		
5: 10.1 ←		



1: 10.0 →	6: 9.7 →	Serie	92
2: 9.2 →	7: 9.4 ↗		
3: 8.5 →	8: 9.8 ↖	Total	181
4: 9.4 →	9: 10.3 ←		
5: 9.3 ↗	10: 10.6x ↗		

1: 9.6 ↘	Serie	46
2: 9.6 ↓		
3: 9.5 ↑	Total	227
4: 10.3 ↖		
5: 9.0 ←		

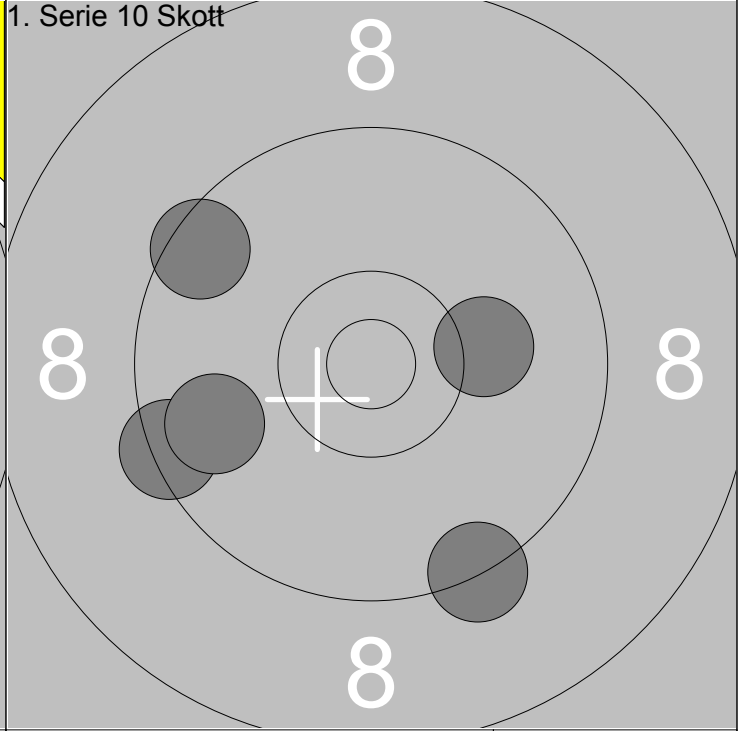
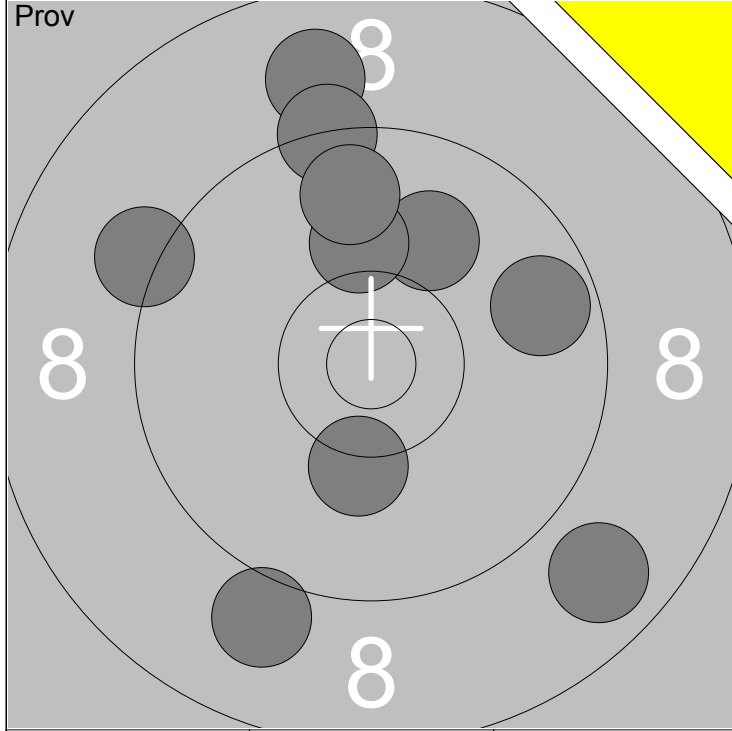


6: 9.5 ←	Serie	49
7: 10.3 ←		
8: 10.3x ↗	Total	276
9: 10.3 ↓		
10: 10.0 →		

1: 9.2 ↑	Serie	46
2: 10.6x ↓		
3: 9.2 ↗	Total	322
4: 10.0 →		
5: 8.9 ↖		

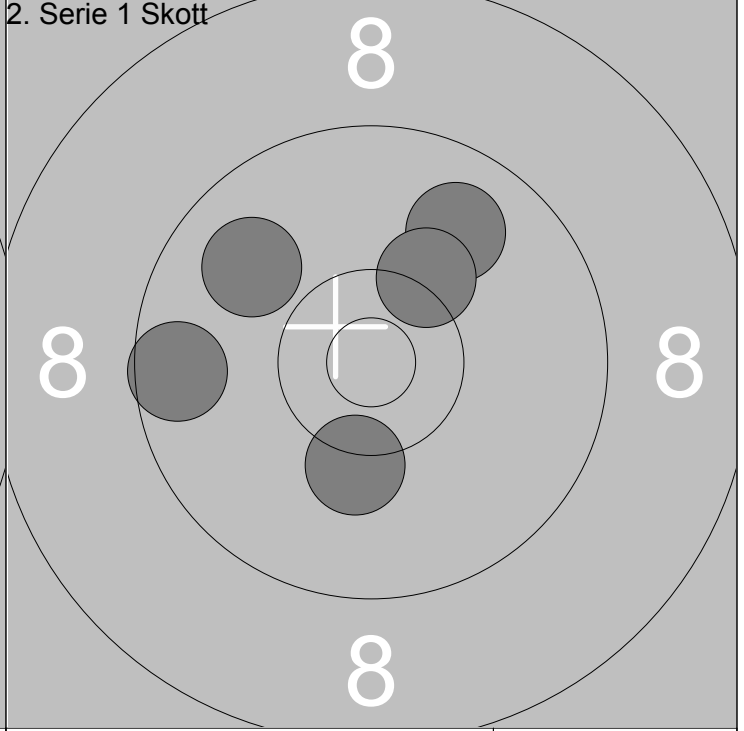
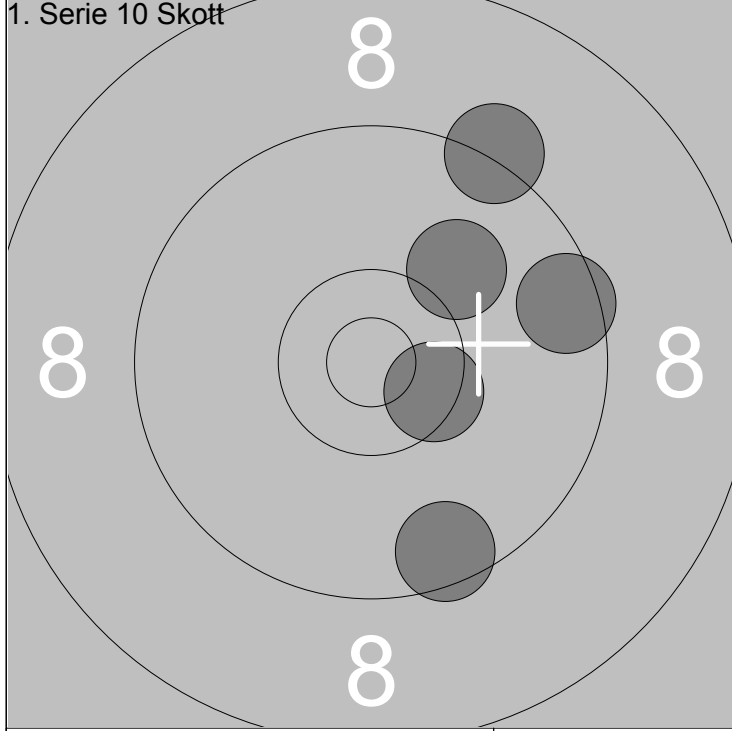
Skjuttag	Tavla	Eddie Andersson			
7	10	Vindeln	Hogdal	7, U	
11.07.2017	Tavelträffen Korthåll 2017	Ramselefors SKF			
Prov		1: 9.9 → 2: 10.1 ↗ 3: 7.7 ↓ 4: 10.9 ✕ 5: 9.3 ← 6: 9.3 ↑ 7: 9.5 ↗ 8: 9.7 ↘ 9: 9.0 ↑ 10: 8.2 ↑	Prov		11: 7.8 ← 12: 10.2 ↖ 13: 10.8 ✕ 14: 9.5 →
	Serie 89.0		Serie 36.0		
	Total 181.0		Total 181.0		
1. Serie 10 Skott		1: 9.8 ↖ 2: 10.5 ✕ 3: 9.1 → 4: 10.0 ↑ 5: 7.8 ↖	1. Serie 10 Skott		6: 8.3 ← 7: 10.3 ↗ 8: 10.5 ✕ 9: 9.1 ← 10: 10.0 ↙
	Serie 45.0		Serie 47.0		
	Total 226.0		Total 273.0		
2. Serie 1 Skott		1: 9.1 ← 2: 10.4 ✕ 3: 7.9 ← 4: 10.1 ↙ 5: 10.0 ↙			
	Serie 46.0				
	Total 319.0				

<div style="text-align: center;">Prov</div>	<div style="text-align: center;">Prov</div>	<table style="width:100%; border-collapse: collapse;"> <tr><td style="text-align: right;">1:</td><td>9.9 ↖</td><td style="text-align: right;">11:</td><td>10.0 ↗</td></tr> <tr><td style="text-align: right;">2:</td><td>10.9 ↘</td><td style="text-align: right;">12:</td><td>10.2 ↓</td></tr> <tr><td style="text-align: right;">3:</td><td>10.0 ↑</td><td style="text-align: right;">13:</td><td>10.2 →</td></tr> <tr><td style="text-align: right;">4:</td><td>10.3x ↘</td><td></td><td></td></tr> <tr><td style="text-align: right;">5:</td><td>8.9 ↗</td><td></td><td></td></tr> <tr><td style="text-align: right;">6:</td><td>10.0 ↓</td><td></td><td></td></tr> <tr><td style="text-align: right;">7:</td><td>10.3x ↓</td><td></td><td></td></tr> <tr><td style="text-align: right;">8:</td><td>10.6x ←</td><td></td><td></td></tr> <tr><td style="text-align: right;">9:</td><td>10.7x ↘</td><td></td><td></td></tr> <tr><td style="text-align: right;">10:</td><td>10.3x ←</td><td></td><td></td></tr> <tr><td style="text-align: right;">Serie</td><td>97.0</td><td style="text-align: right;">Serie</td><td>30.0</td></tr> <tr><td style="text-align: right;">Total</td><td>178.0</td><td style="text-align: right;">Total</td><td>178.0</td></tr> </table>	1:	9.9 ↖	11:	10.0 ↗	2:	10.9 ↘	12:	10.2 ↓	3:	10.0 ↑	13:	10.2 →	4:	10.3x ↘			5:	8.9 ↗			6:	10.0 ↓			7:	10.3x ↓			8:	10.6x ←			9:	10.7x ↘			10:	10.3x ←			Serie	97.0	Serie	30.0	Total	178.0	Total	178.0
1:	9.9 ↖	11:	10.0 ↗																																															
2:	10.9 ↘	12:	10.2 ↓																																															
3:	10.0 ↑	13:	10.2 →																																															
4:	10.3x ↘																																																	
5:	8.9 ↗																																																	
6:	10.0 ↓																																																	
7:	10.3x ↓																																																	
8:	10.6x ←																																																	
9:	10.7x ↘																																																	
10:	10.3x ←																																																	
Serie	97.0	Serie	30.0																																															
Total	178.0	Total	178.0																																															
<div style="text-align: center;">1. Serie 10 Skott</div>	<div style="text-align: center;">1. Serie 10 Skott</div>	<table style="width:100%; border-collapse: collapse;"> <tr><td style="text-align: right;">1:</td><td>8.9 ↓</td><td style="text-align: right;">6:</td><td>10.1 ↓</td></tr> <tr><td style="text-align: right;">2:</td><td>9.9 ↓</td><td style="text-align: right;">7:</td><td>9.9 ↖</td></tr> <tr><td style="text-align: right;">3:</td><td>9.8 →</td><td style="text-align: right;">8:</td><td>9.5 ↘</td></tr> <tr><td style="text-align: right;">4:</td><td>9.2 →</td><td style="text-align: right;">9:</td><td>10.7x ↓</td></tr> <tr><td style="text-align: right;">5:</td><td>9.7 ↗</td><td style="text-align: right;">10:</td><td>10.6x ↗</td></tr> <tr><td style="text-align: right;">Serie</td><td>44.0</td><td style="text-align: right;">Serie</td><td>48.0</td></tr> <tr><td style="text-align: right;">Total</td><td>222.0</td><td style="text-align: right;">Total</td><td>270.0</td></tr> </table>	1:	8.9 ↓	6:	10.1 ↓	2:	9.9 ↓	7:	9.9 ↖	3:	9.8 →	8:	9.5 ↘	4:	9.2 →	9:	10.7x ↓	5:	9.7 ↗	10:	10.6x ↗	Serie	44.0	Serie	48.0	Total	222.0	Total	270.0																				
1:	8.9 ↓	6:	10.1 ↓																																															
2:	9.9 ↓	7:	9.9 ↖																																															
3:	9.8 →	8:	9.5 ↘																																															
4:	9.2 →	9:	10.7x ↓																																															
5:	9.7 ↗	10:	10.6x ↗																																															
Serie	44.0	Serie	48.0																																															
Total	222.0	Total	270.0																																															
<div style="text-align: center;">2. Serie 1 Skott</div>	<table style="width:100%; border-collapse: collapse;"> <tr><td style="text-align: right;">1:</td><td>10.5x ←</td></tr> <tr><td style="text-align: right;">2:</td><td>9.3 ↑</td></tr> <tr><td style="text-align: right;">3:</td><td>10.2 ↖</td></tr> <tr><td style="text-align: right;">4:</td><td>10.2 ↙</td></tr> <tr><td style="text-align: right;">5:</td><td>10.7x ↗</td></tr> <tr><td style="text-align: right;">Serie</td><td>49.0</td></tr> <tr><td style="text-align: right;">Total</td><td>319.0</td></tr> </table>	1:	10.5x ←	2:	9.3 ↑	3:	10.2 ↖	4:	10.2 ↙	5:	10.7x ↗	Serie	49.0	Total	319.0																																			
1:	10.5x ←																																																	
2:	9.3 ↑																																																	
3:	10.2 ↖																																																	
4:	10.2 ↙																																																	
5:	10.7x ↗																																																	
Serie	49.0																																																	
Total	319.0																																																	



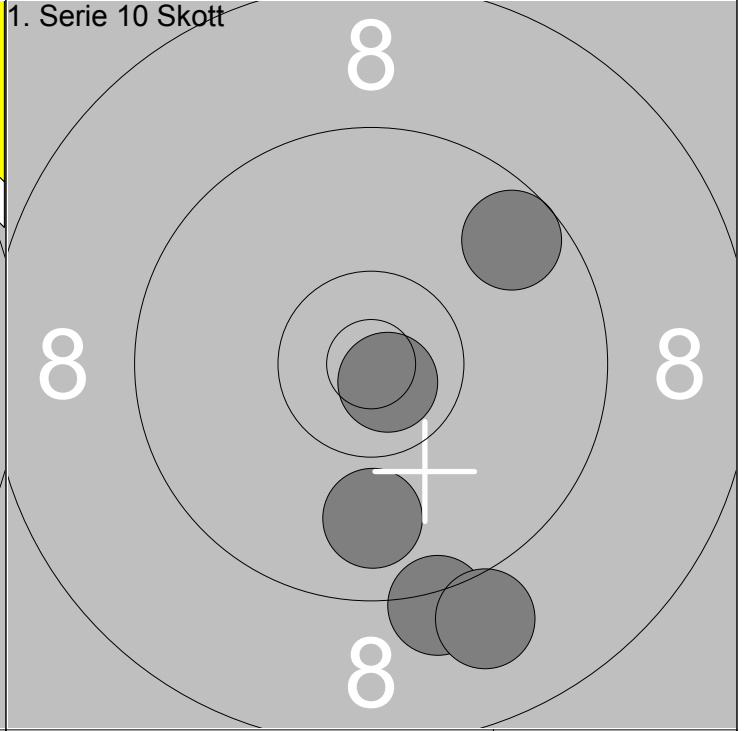
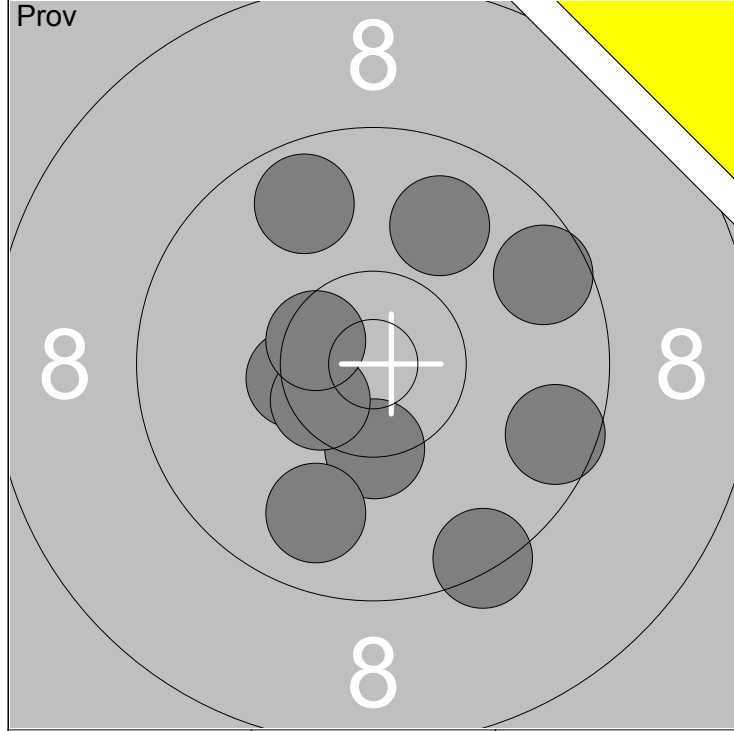
1: 8.8 ↘	6: 10.1 ↑	Serie	91
2: 10.0 ↗	7: 9.2 ↖		
3: 9.7 →	8: 9.8 ↑	Total	193
4: 8.9 ↑	9: 9.0 ↓		
5: 9.3 ↑	10: 10.2 ↓		

1: 9.4 ←	Serie	46
2: 9.3 ↓		
3: 9.5 ↖	Total	239
4: 10.2 →		
5: 9.8 ←		



6: 9.3 ↗	Serie	47
7: 10.1 ↗		
8: 10.5x →	Total	286
9: 9.5 →		
10: 9.5 ↓		

1: 9.6 ←	Serie	47
2: 9.9 ↗		
3: 9.9 ↖	Total	333
4: 10.2 ↗		
5: 10.2 ↓		

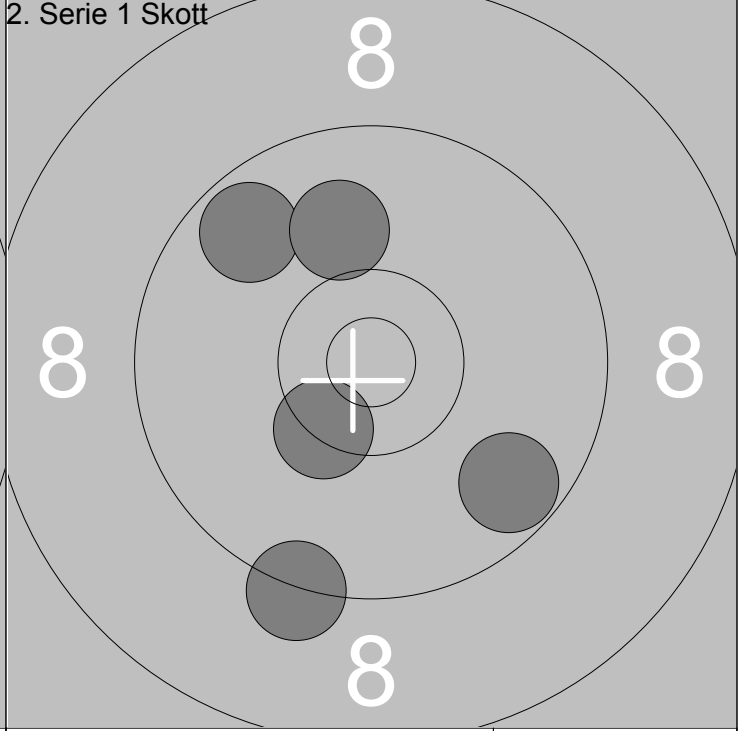
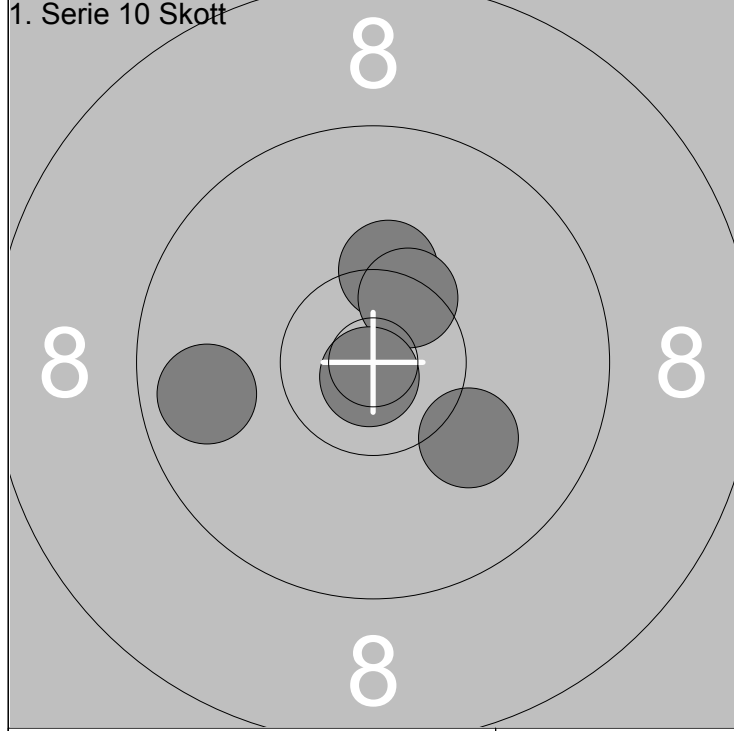


1: 10.4x ↓	6: 9.6 ↗
2: 9.6 →	7: 9.7 ↖
3: 9.9 ↗	8: 9.4 ↓
4: 10.4x ←	9: 10.5x ↙
5: 9.8 ↓	10: 10.5x ↖

Serie	94
Total	191

1: 9.2 ↓	2: 9.6 ↗
3: 9.0 ↓	4: 10.8x ↘
5: 9.9 ↓	

Serie	46
Total	237



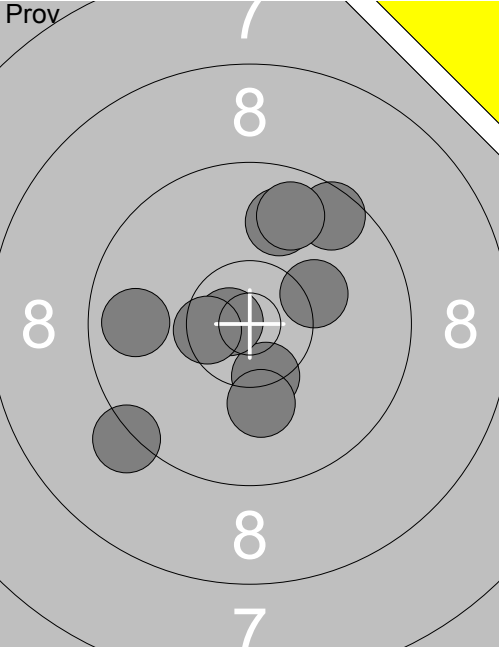
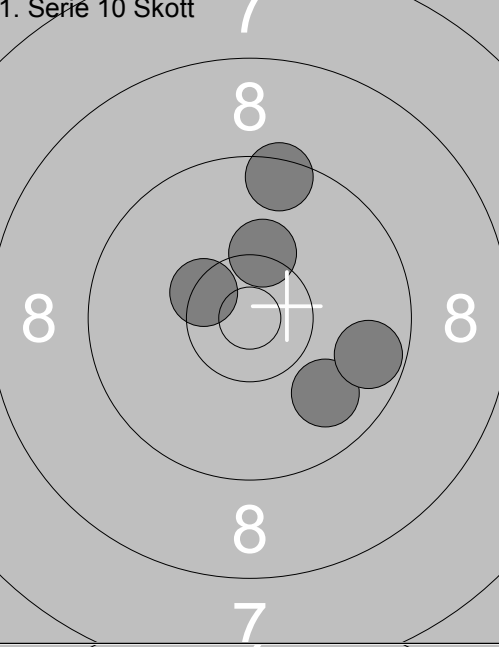
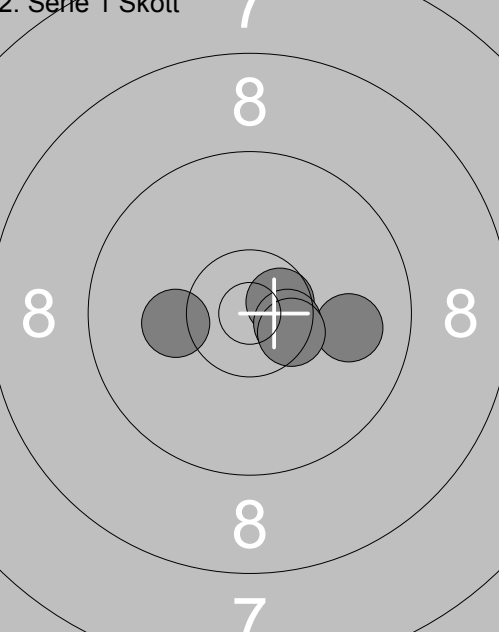
6: 10.1 ↘	7: 10.3x ↑
8: 9.8 ←	9: 10.4x ↗
10: 10.8x ↓	

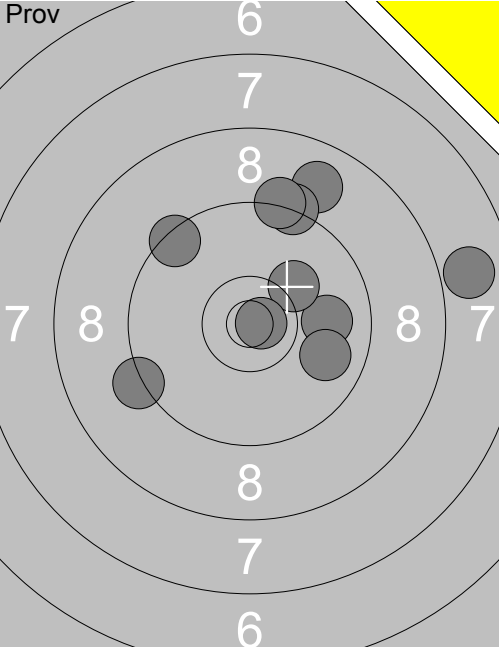
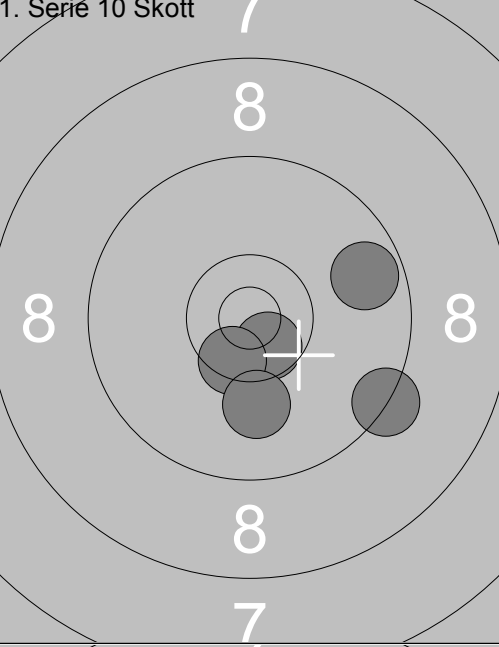
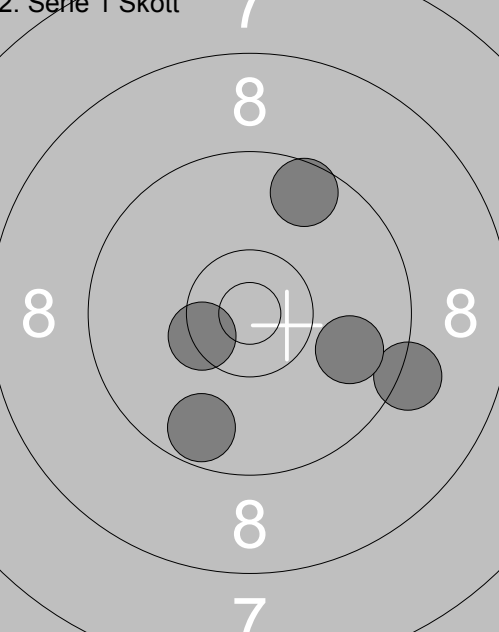
Serie	49
Total	286

1: 9.3 ↓	2: 10.4x ↙
3: 9.7 ↖	4: 10.0 ↑
5: 9.7 ↘	

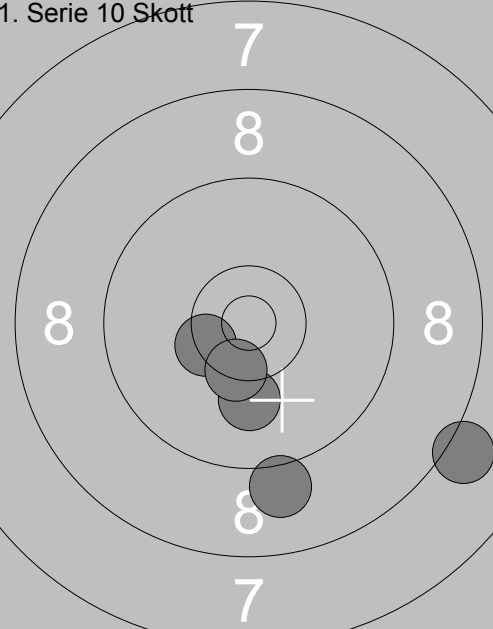
Serie	47
Total	333

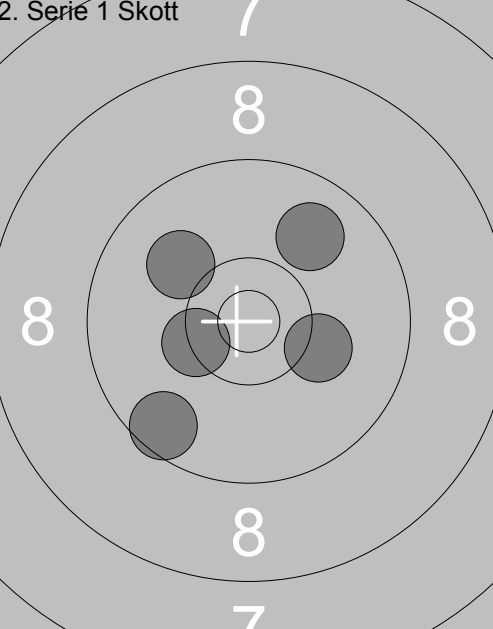
<div style="text-align: center;">Prov</div>	<table style="width:100%; border-collapse: collapse;"> <tr><td>1: 9.1 →</td></tr> <tr><td>2: 10.4x↘</td></tr> <tr><td>3: 10.7x↘</td></tr> <tr><td>4: 9.8 ↓</td></tr> <tr><td>5: 10.6x↗</td></tr> <tr><td>6: 10.0 →</td></tr> <tr><td>7: 10.1 ↓</td></tr> <tr><td>8: 10.2 ↑</td></tr> <tr><td>9: 10.3x→</td></tr> <tr><td>10: 9.7 ↓</td></tr> <tr style="border-top: 1px solid black;"><td>Serie 97.0</td></tr> <tr style="border-top: 1px solid black;"><td>Total 190.0</td></tr> </table>	1: 9.1 →	2: 10.4x↘	3: 10.7x↘	4: 9.8 ↓	5: 10.6x↗	6: 10.0 →	7: 10.1 ↓	8: 10.2 ↑	9: 10.3x→	10: 9.7 ↓	Serie 97.0	Total 190.0	<div style="text-align: center;">Prov</div>	<table style="width:100%; border-collapse: collapse;"> <tr><td>11: 10.6x↘</td></tr> <tr><td>12: 10.1 ↓</td></tr> <tr style="border-top: 1px solid black;"><td>Serie 20.0</td></tr> <tr style="border-top: 1px solid black;"><td>Total 190.0</td></tr> </table>	11: 10.6x↘	12: 10.1 ↓	Serie 20.0	Total 190.0
1: 9.1 →																			
2: 10.4x↘																			
3: 10.7x↘																			
4: 9.8 ↓																			
5: 10.6x↗																			
6: 10.0 →																			
7: 10.1 ↓																			
8: 10.2 ↑																			
9: 10.3x→																			
10: 9.7 ↓																			
Serie 97.0																			
Total 190.0																			
11: 10.6x↘																			
12: 10.1 ↓																			
Serie 20.0																			
Total 190.0																			
<div style="text-align: center;">1. Serie 10 Skott</div>	<table style="width:100%; border-collapse: collapse;"> <tr><td>1: 10.4x↘</td></tr> <tr><td>2: 10.1 ↓</td></tr> <tr><td>3: 10.2 ↗</td></tr> <tr><td>4: 10.7x↘</td></tr> <tr><td>5: 9.5 ↓</td></tr> <tr style="border-top: 1px solid black;"><td>Serie 49.0</td></tr> <tr style="border-top: 1px solid black;"><td>Total 239.0</td></tr> </table>	1: 10.4x↘	2: 10.1 ↓	3: 10.2 ↗	4: 10.7x↘	5: 9.5 ↓	Serie 49.0	Total 239.0	<div style="text-align: center;">1. Serie 10 Skott</div>	<table style="width:100%; border-collapse: collapse;"> <tr><td>6: 10.3x↘</td></tr> <tr><td>7: 10.3x↗</td></tr> <tr><td>8: 10.6x↘</td></tr> <tr><td>9: 10.3x↗</td></tr> <tr><td>10: 10.5x↘</td></tr> <tr style="border-top: 1px solid black;"><td>Serie 50.0</td></tr> <tr style="border-top: 1px solid black;"><td>Total 289.0</td></tr> </table>	6: 10.3x↘	7: 10.3x↗	8: 10.6x↘	9: 10.3x↗	10: 10.5x↘	Serie 50.0	Total 289.0		
1: 10.4x↘																			
2: 10.1 ↓																			
3: 10.2 ↗																			
4: 10.7x↘																			
5: 9.5 ↓																			
Serie 49.0																			
Total 239.0																			
6: 10.3x↘																			
7: 10.3x↗																			
8: 10.6x↘																			
9: 10.3x↗																			
10: 10.5x↘																			
Serie 50.0																			
Total 289.0																			
<div style="text-align: center;">2. Serie 1 Skott</div>	<table style="width:100%; border-collapse: collapse;"> <tr><td>1: 9.5 ↓</td></tr> <tr><td>2: 9.8 ←</td></tr> <tr><td>3: 10.0 ↖</td></tr> <tr><td>4: 10.1 ↓</td></tr> <tr><td>5: 10.2 ↘</td></tr> <tr style="border-top: 1px solid black;"><td>Serie 48.0</td></tr> <tr style="border-top: 1px solid black;"><td>Total 337.0</td></tr> </table>	1: 9.5 ↓	2: 9.8 ←	3: 10.0 ↖	4: 10.1 ↓	5: 10.2 ↘	Serie 48.0	Total 337.0											
1: 9.5 ↓																			
2: 9.8 ←																			
3: 10.0 ↖																			
4: 10.1 ↓																			
5: 10.2 ↘																			
Serie 48.0																			
Total 337.0																			

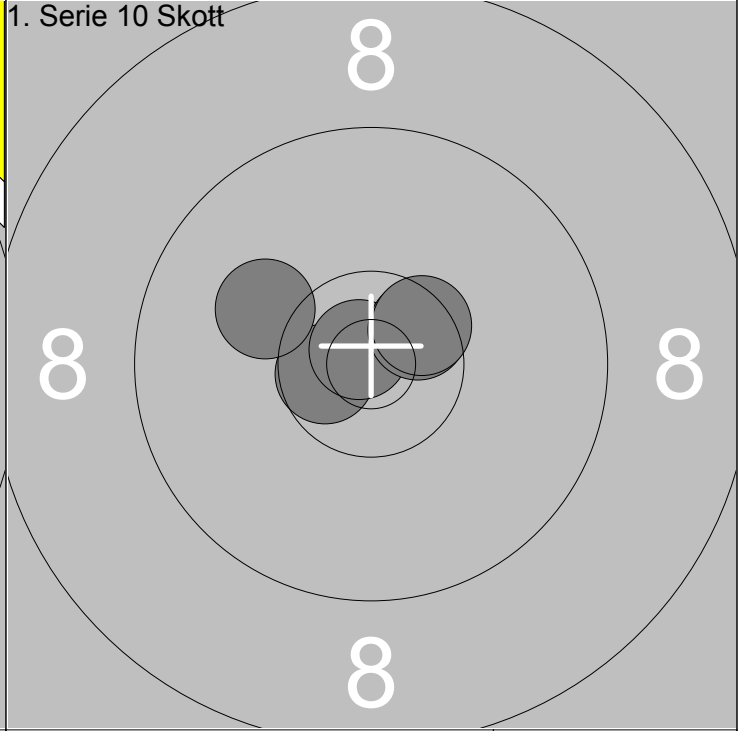
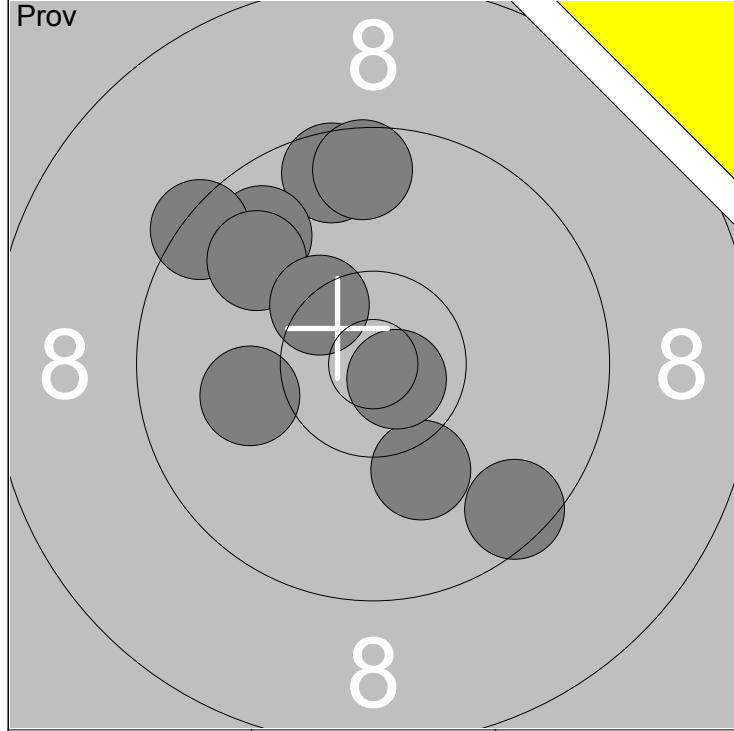
Skjuttag	Tavla	Berndt Steffen		
7	15	Vindeln	Frötuna	7, Vet-L St
11.07.2017	Tavelträffen Korthåll 2017	Ramselefors SKF		
Prov		1: 10.2 ↗ 2: 9.2 ↙ 3: 10.4x ↘ 4: 10.7x ← 5: 9.9 ↑ 6: 9.6 ↗ 7: 10.1 ↓ 8: 9.8 ← 9: 10.5x ← 10: 9.8 ↑	Prov	11: 10.3 ↓ 12: 10.1 ↑ 13: 9.7 ↗
		Serie 95.0		Serie 29.0
		Total 190.0		Total 190.0
1. Serie 10 Skott		1: 10.3 ↑ 2: 9.5 ↑ 3: 9.9 ↘ 4: 9.7 → 5: 10.4x ↘	1. Serie 10 Skott	6: 10.1 ↗ 7: 9.8 ↓ 8: 10.4x ↘ 9: 9.8 ↓ 10: 9.9 ↓
		Serie 47.0		Serie 47.0
		Total 237.0		Total 284.0
2. Serie 1 Skott		1: 10.2 ← 2: 10.6x ↗ 3: 9.9 → 4: 10.6x ↗ 5: 10.5x ↗		
		Serie 49.0		
		Total 333.0		

Skjutlag	Tavla	Sören Fredriksson		
7	16	Örsundsbro	7, Vet-L	Up
11.07.2017	Tavelträffen Korthåll 2017	Ramselefors SKF		
Prov		1: 8.9 ↗ 2: 9.3 ↗ 3: 9.3 ↗ 4: 9.9 → 5: 7.9 → 6: 10.2 ↗ 7: 9.8 → 8: 10.8x → 9: 9.4 ↖ 10: 9.3 ↖	Prov	11: 10.4x ↗ 12: 10.0 ↗ 13: 10.1 ↓
		Serie 89.0		Serie 30.0
		Total 189.0		Total 189.0
1. Serie 10 Skott		1: 10.6x ↘ 2: 9.3 → 3: 10.5x ↘ 4: 10.1 ↓ 5: 9.7 →	1. Serie 10 Skott	6: 10.0 ↖ 7: 9.1 → 8: 9.2 ↓ 9: 10.4x → 10: 10.4x →
		Serie 48.0		Serie 48.0
		Total 237.0		Total 285.0
2. Serie 1 Skott		1: 9.7 ↓ 2: 9.2 → 3: 9.9 → 4: 10.4x ↖ 5: 9.6 ↗		
		Serie 46.0		
		Total 331.0		

	<p>1: 10.0 →</p> <p>2: 8.9 →</p> <p>3: 9.2 ↗</p> <p>4: 9.4 ↗</p> <p>5: 10.1 ↗</p> <p>6: 9.7 ↑</p> <p>7: 9.2 ↖</p> <p>8: 7.9 ←</p> <p>9: 8.7 ↖</p> <p>10: 9.4 ↖</p>	<p>11: 9.1 ↖</p> <p>12: 10.2 →</p> <p>13: 9.8 ←</p> <p>14: 10.0 ↓</p> <p>15: 9.4 ←</p>
Serie 88.0		Serie 47.0
Total 187.0		Total 187.0

<p>1. Serie 10 Skott</p> 	<p>1: 10.4x ↘</p> <p>2: 9.1 ↓</p> <p>3: 8.1 →</p> <p>4: 10.1 ↓</p> <p>5: 10.4x ↓</p>	<p>6: 9.5 ↑</p> <p>7: 9.5 ↓</p> <p>8: 8.2 ↓</p> <p>9: 8.4 ↖</p> <p>10: 9.8 ↓</p>
Serie 47.0		Serie 43.0
Total 234.0		Total 277.0

<p>2. Serie 1 Skott</p> 	<p>1: 10.2 →</p> <p>2: 9.9 ↗</p> <p>3: 10.4x ↘</p> <p>4: 9.6 ↓</p> <p>5: 10.0 ↖</p>	
Serie 48.0		
Total 325.0		

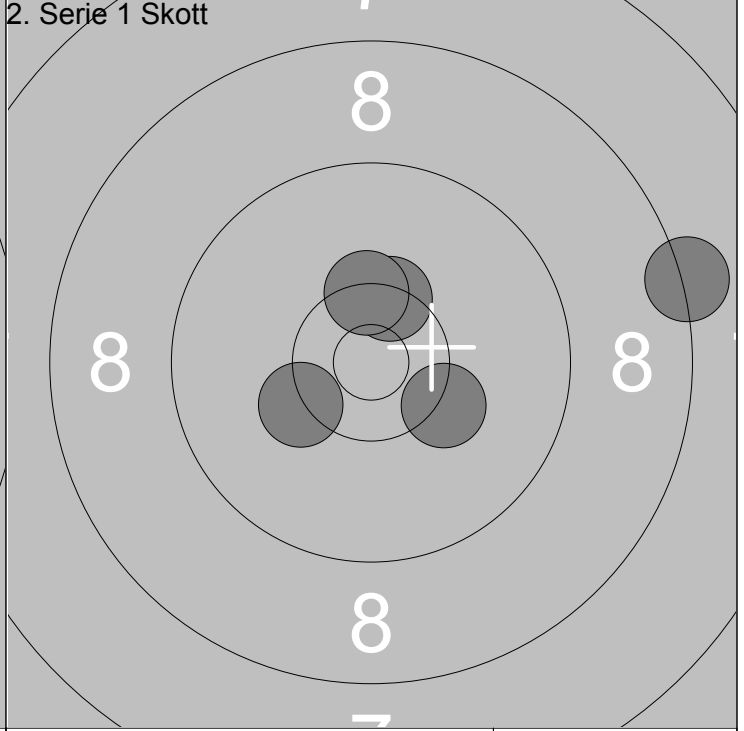
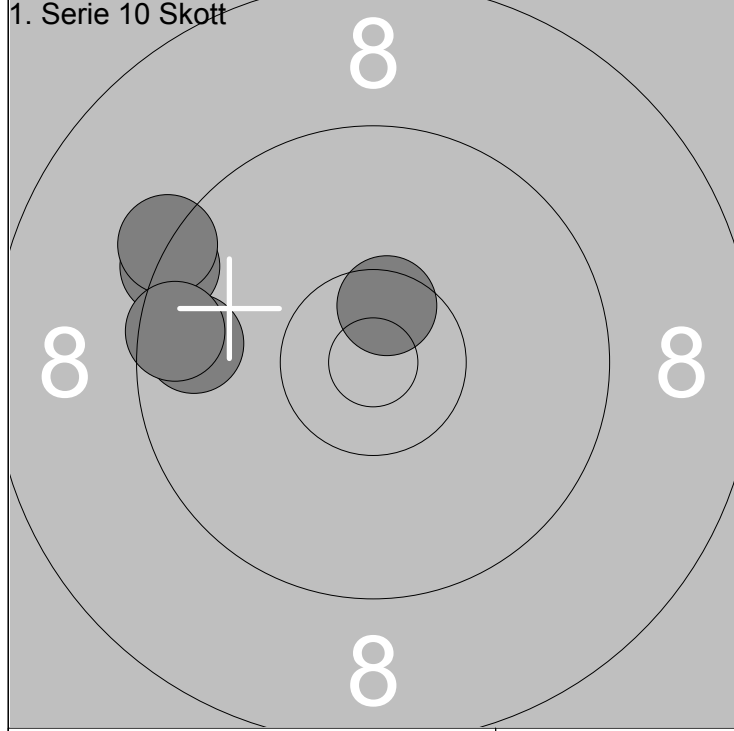


1: 9.6 ↗	6: 10.8x ↘
2: 9.8 ↗	7: 9.9 ↗
3: 9.4 ↗	8: 9.6 ↗
4: 9.5 ↘	9: 10.1 ←
5: 10.1 ↘	10: 10.4x ↗

Serie	94
Total	187

1: 10.6x ←	2: 10.8x ↗
3: 10.5x ↗	4: 10.1 ↗
5: 10.5x ↗	

Serie	50
Total	237

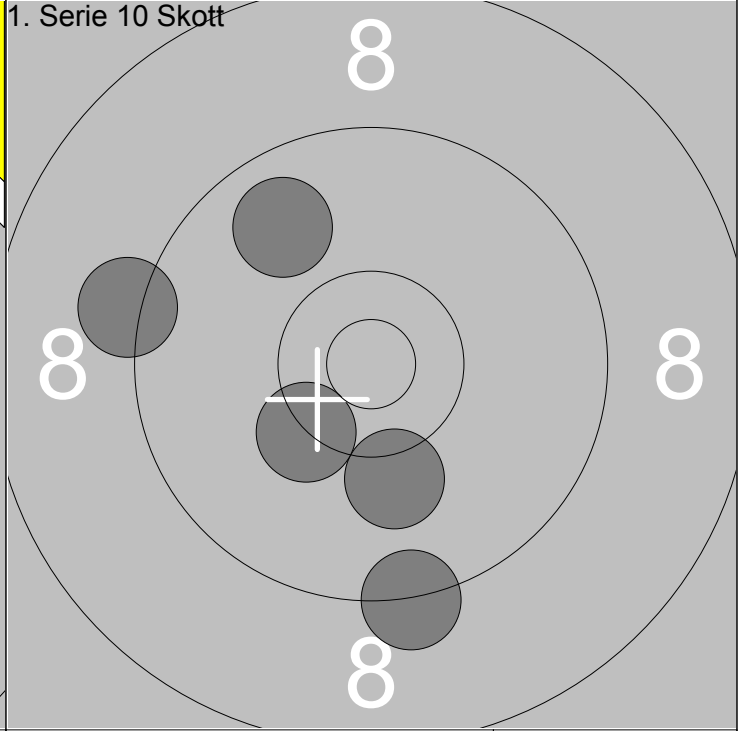
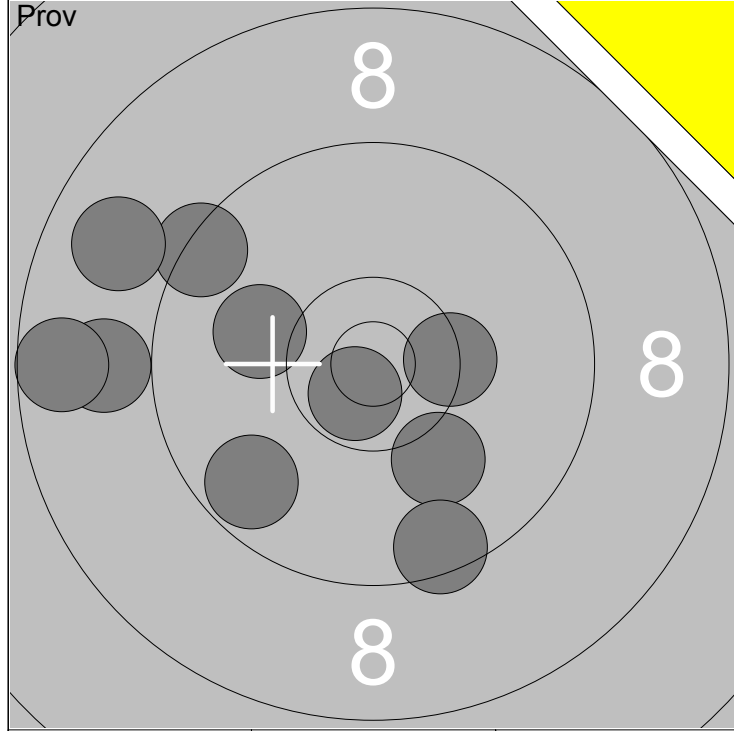


6: 9.4 ↗	7: 9.3 ↗
8: 9.7 ←	9: 10.5x ↗
10: 9.6 ←	

Serie	46
Total	283

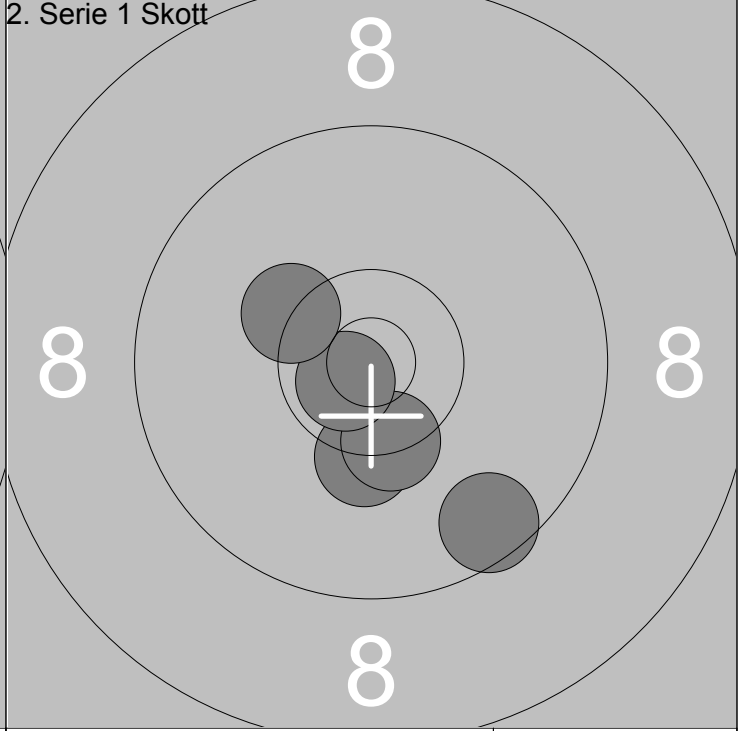
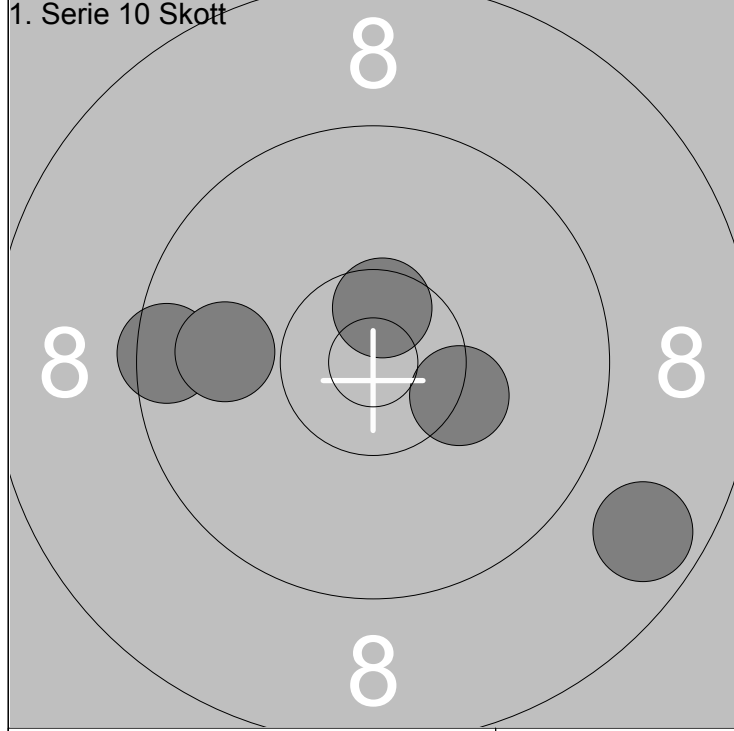
1: 10.4x ↗	2: 10.3 ←
3: 10.3 ↘	4: 8.2 →
5: 10.4x ↗	

Serie	48
Total	331



1: 10.4x →	6: 9.4 ↖	Serie	91
2: 10.7x ↙	7: 8.9 ←		
3: 10.1 ↘	8: 8.9 ↗	Total	187
4: 9.7 ↙	9: 8.6 ←		
5: 10.1 ←	10: 9.5 ↘		

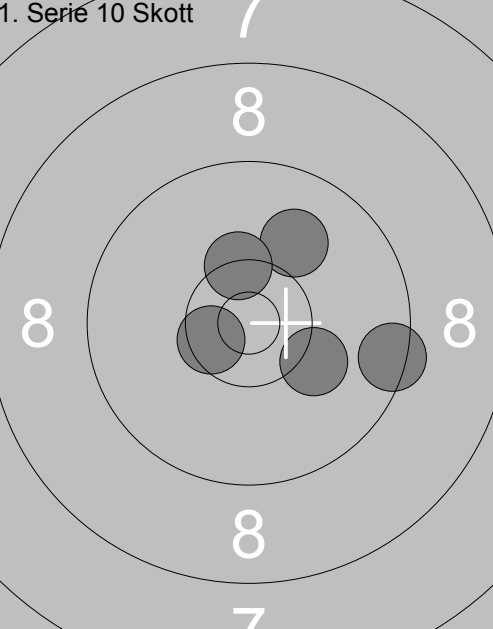
1: 10.1 ↓	Serie	47
2: 9.3 ↓		
3: 9.8 ↗	Total	234
4: 10.3x ↙		
5: 9.2 ←		

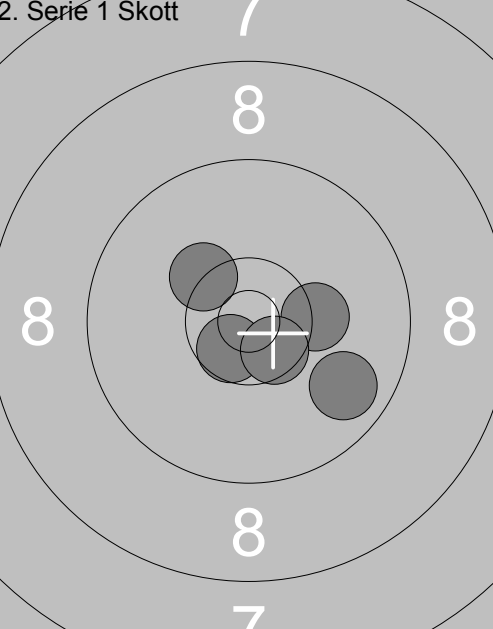


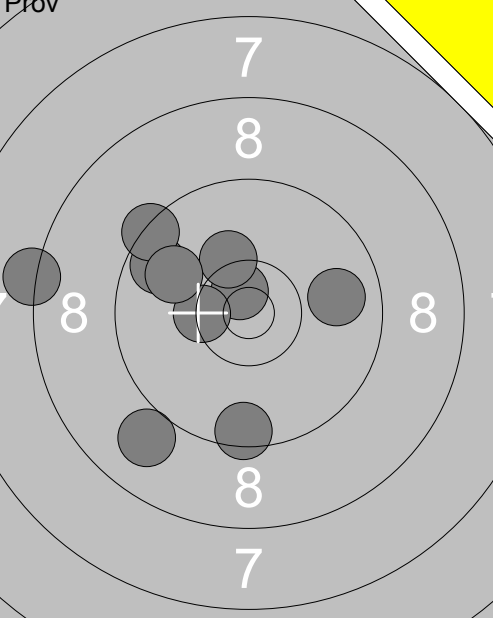
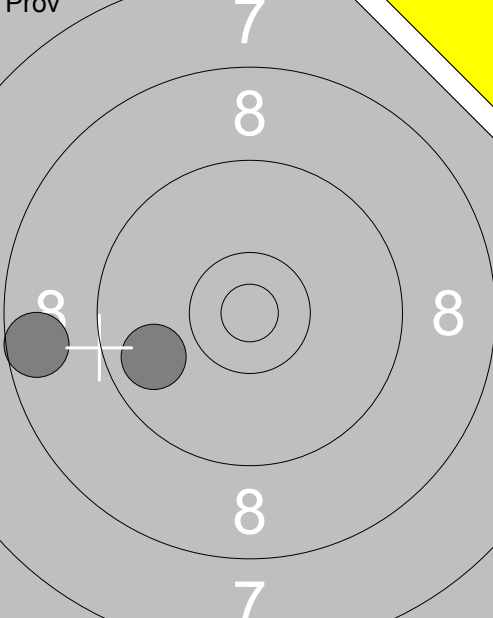
6: 9.5 ←	Serie	46
7: 9.9 ←		
8: 8.7 →	Total	280
9: 10.6x ↑		
10: 10.3x →		

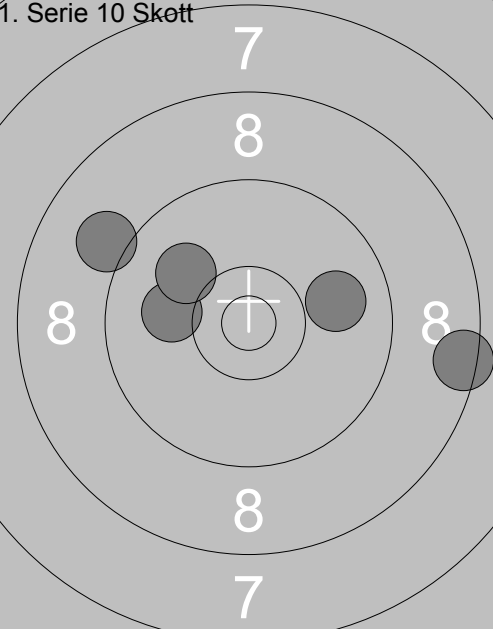
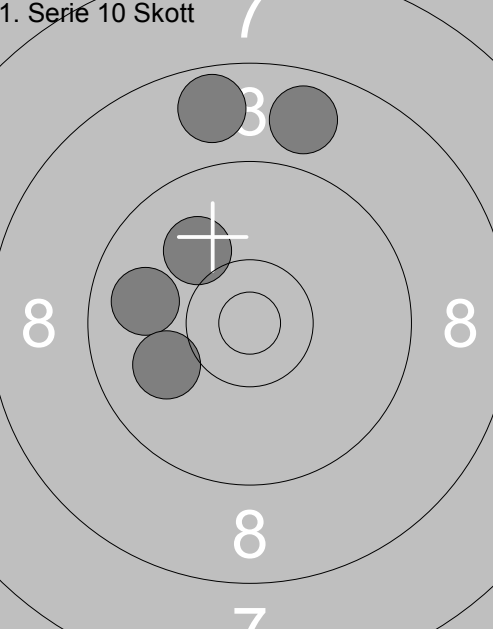
1: 10.3x ↓	Serie	49
2: 10.4x ↓		
3: 10.7x ↙	Total	329
4: 9.6 ↓		
5: 10.3x ↖		

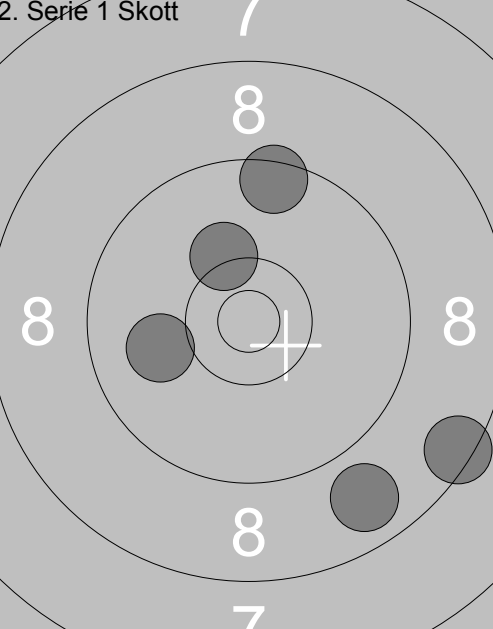
	<p>1: 9.8 ↘</p> <p>2: 8.5 ↘</p> <p>3: 8.2 →</p> <p>4: 9.4 →</p> <p>5: 9.9 ↖</p> <p>6: 10.0 ←</p> <p>7: 9.9 ←</p> <p>8: 9.3 ↖</p> <p>9: 9.5 ←</p> <p>10: 10.3 ↗</p>	<p>11: 9.7 ↗</p> <p>12: 10.2 ↗</p> <p>13: 10.4x →</p>
Serie 90.0		Serie 29.0
Total 187.0		Total 187.0

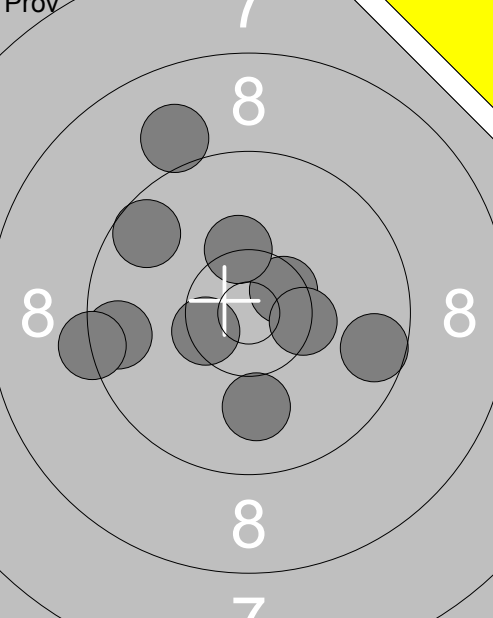
<p>1. Serie 10 Skott</p> 	<p>1: 10.0 ↗</p> <p>2: 9.4 →</p> <p>3: 10.2 ↘</p> <p>4: 10.4x ↗</p> <p>5: 10.5x ↘</p>	<p>6: 9.7 ←</p> <p>7: 9.6 ←</p> <p>8: 10.3x →</p> <p>9: 10.9x ↘</p> <p>10: 9.9 ↓</p>
Serie 49.0		Serie 47.0
Total 236.0		Total 283.0

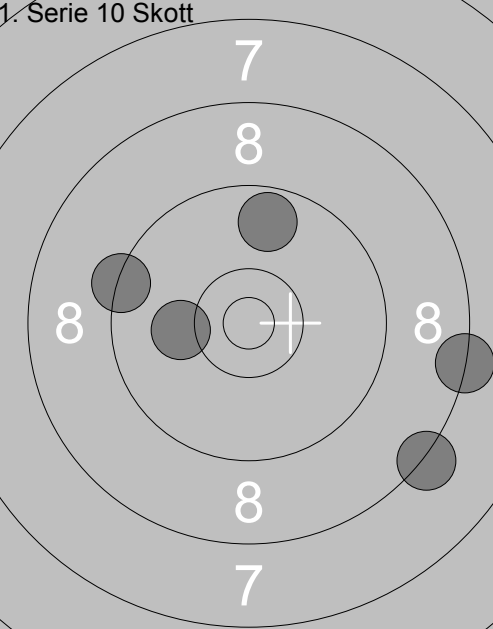
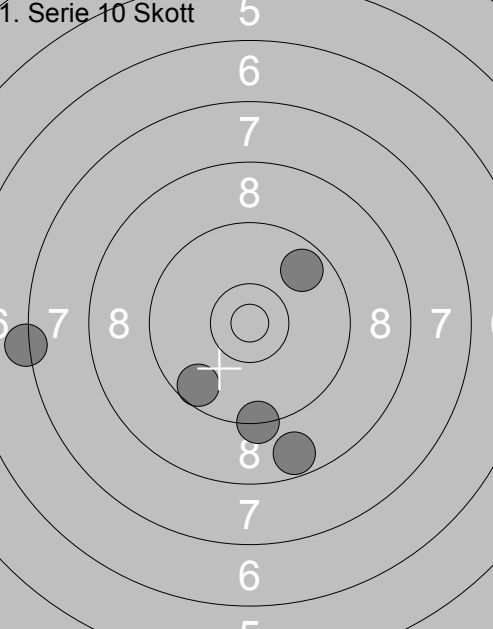
<p>2. Serie 1 Skott</p> 	<p>1: 9.8 ↘</p> <p>2: 10.3 →</p> <p>3: 10.6x ↘</p> <p>4: 10.3x ↘</p> <p>5: 10.6x ↘</p>	
Serie 49.0		
Total 332.0		

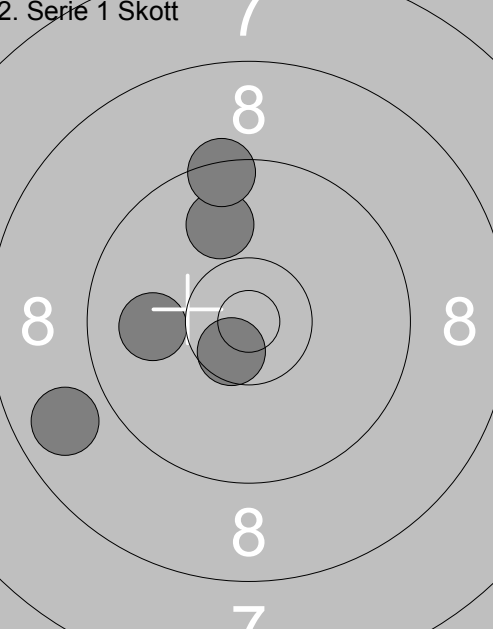
Prov 	1: 8.2 ← 2: 10.7 ↗ 3: 10.4 ✕ 4: 10.2 ↗ 5: 9.7 ← 6: 9.5 ↓ 7: 9.4 ← 8: 9.0 ↘ 9: 9.9 ← 10: 9.8 → <hr/> Serie 92.0 Total 185.0	Prov 	11: 8.6 ← 12: 9.8 ← <hr/> Serie 17.0 Total 185.0
--	---	--	---

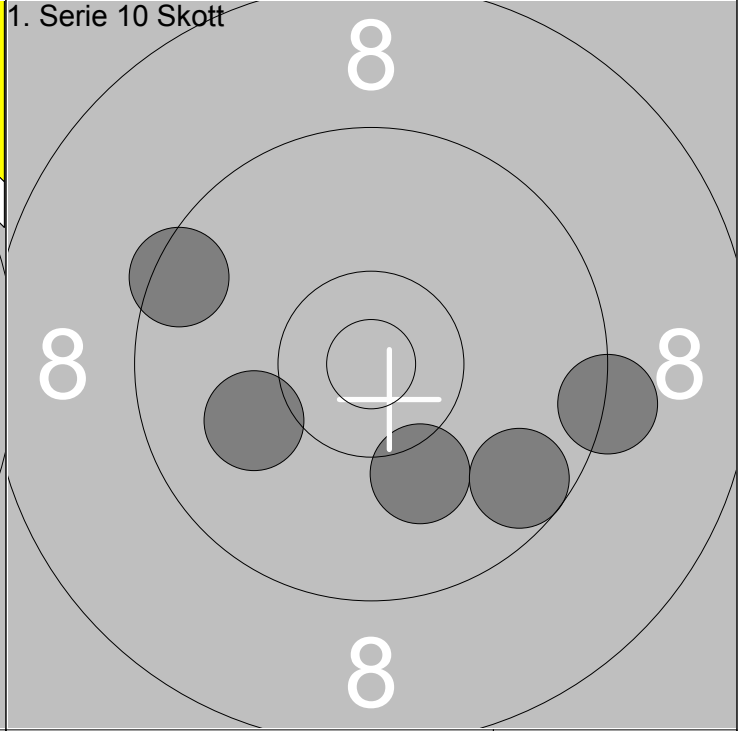
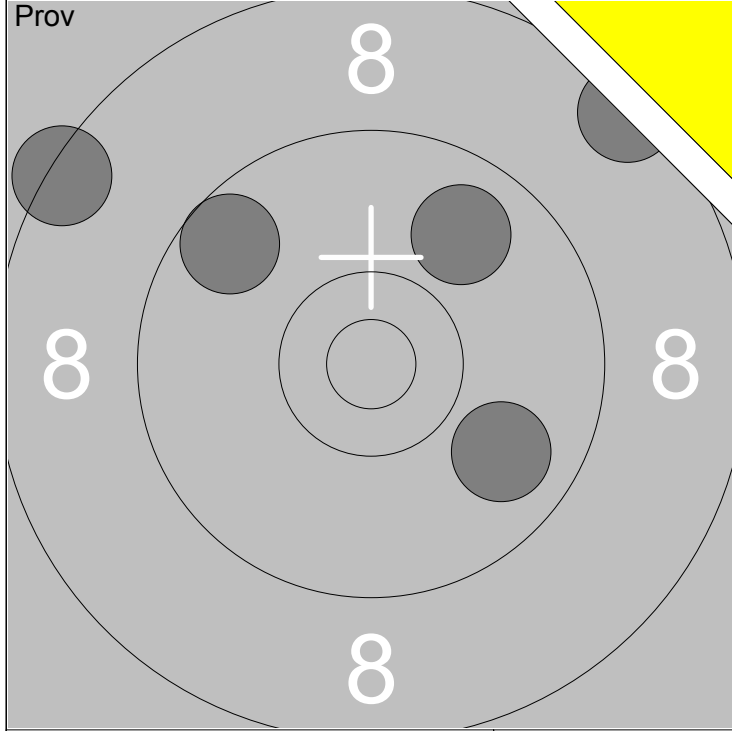
1. Serie 10 Skott 	1: 10.1 ← 2: 10.0 ↗ 3: 8.4 → 4: 9.1 ← 5: 9.9 → <hr/> Serie 46.0 Total 231.0	1. Serie 10 Skott 	6: 8.7 ↑ 7: 10.0 ↗ 8: 9.9 ← 9: 8.8 ↑ 10: 10.0 ↙ <hr/> Serie 45.0 Total 276.0
--	---	--	--

2. Serie 1 Skott 	1: 8.8 ↘ 2: 10.0 ← 3: 9.5 ↑ 4: 10.2 ↗ 5: 8.4 ↘ <hr/> Serie 45.0 Total 321.0		
--	---	--	--

	<p>1: 10.5x ↗</p> <p>2: 9.0 ↑</p> <p>3: 9.6 ←</p> <p>4: 10.0 ↓</p> <p>5: 10.5x ←</p> <p>6: 10.4x →</p> <p>7: 9.3 ←</p> <p>8: 9.6 ↖</p> <p>9: 10.3x ↑</p> <p>10: 9.6 →</p>	
Serie 95.0		Serie 28.0
Total 185.0		Total 185.0

<p>1. Serie 10 Skott</p> 	<p>1: 9.7 ↑</p> <p>2: 8.2 ↘</p> <p>3: 8.3 →</p> <p>4: 9.3 ←</p> <p>5: 10.1 ←</p>	<p>1. Serie 10 Skott</p> 
Serie 44.0		Serie 42.0
Total 229.0		Total 271.0

<p>2. Serie 1 Skott</p> 	<p>1: 8.8 ↙</p> <p>2: 10.0 ←</p> <p>3: 9.9 ↑</p> <p>4: 9.4 ↑</p> <p>5: 10.6x ↘</p>	
Serie 46.0		
Total 317.0		

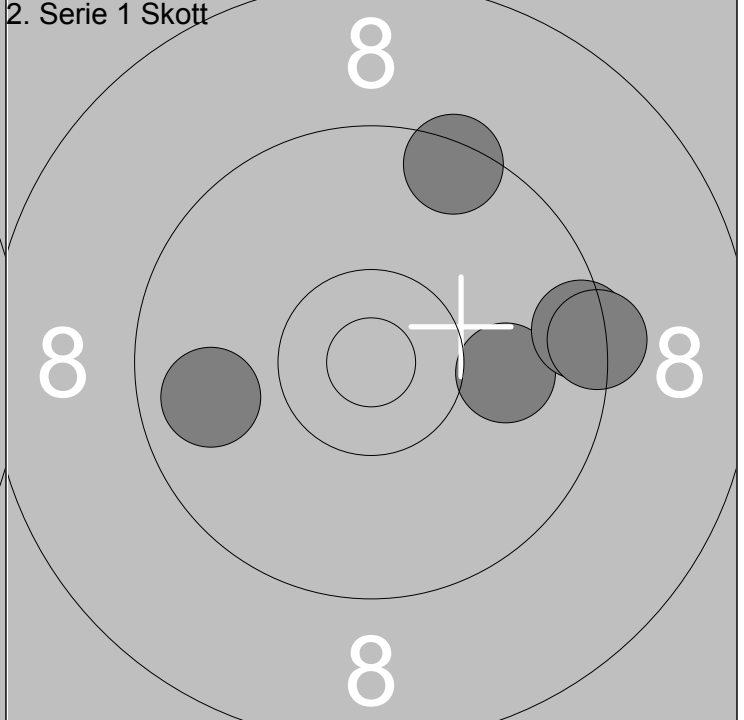
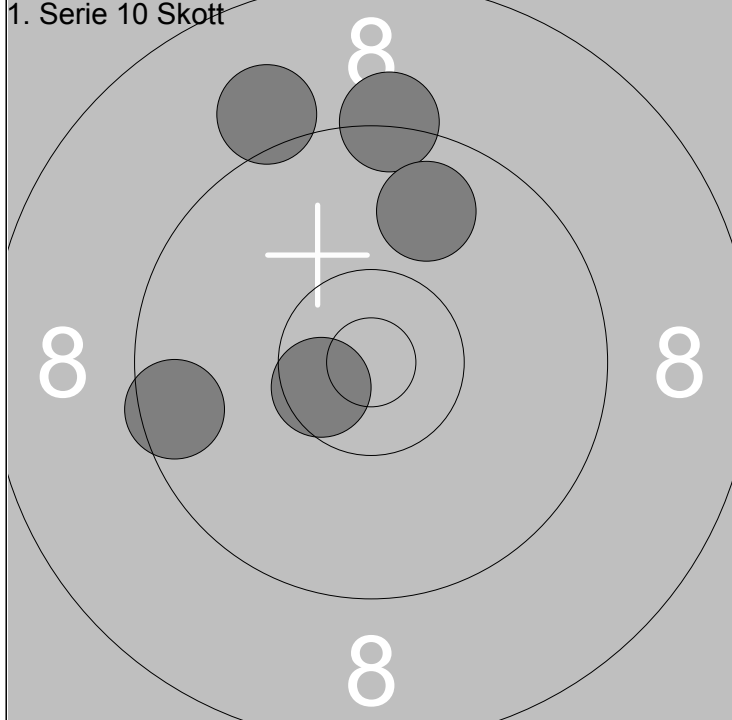


1: 9.8 ↘
2: 9.8 ↗
3: 8.4 ↖
4: 9.6 ↗
5: 8.4 ↗

Serie	43
Total	184

1: 9.3 →
2: 10.1 ↓
3: 10.0 ←
4: 9.6 ↘
5: 9.5 ←

Serie	47
Total	231

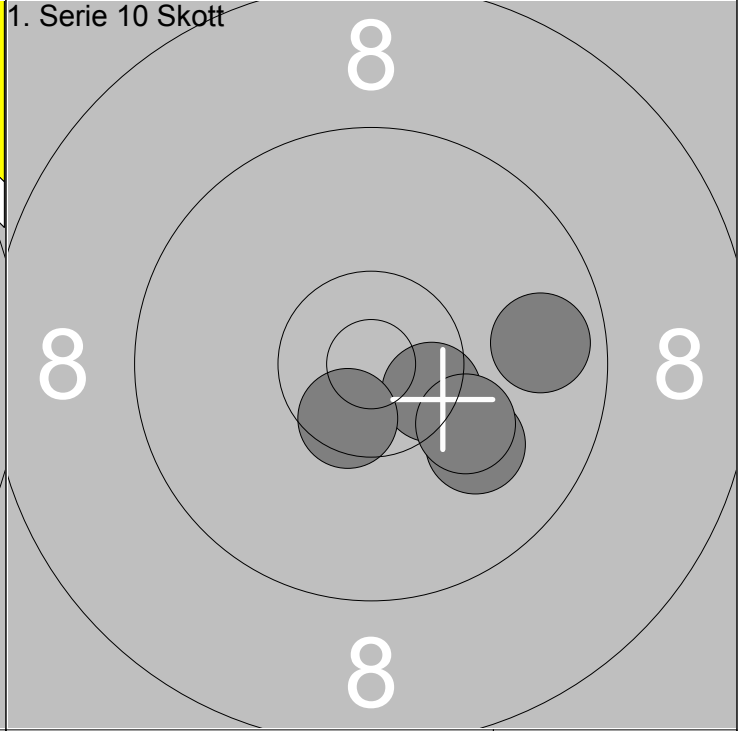
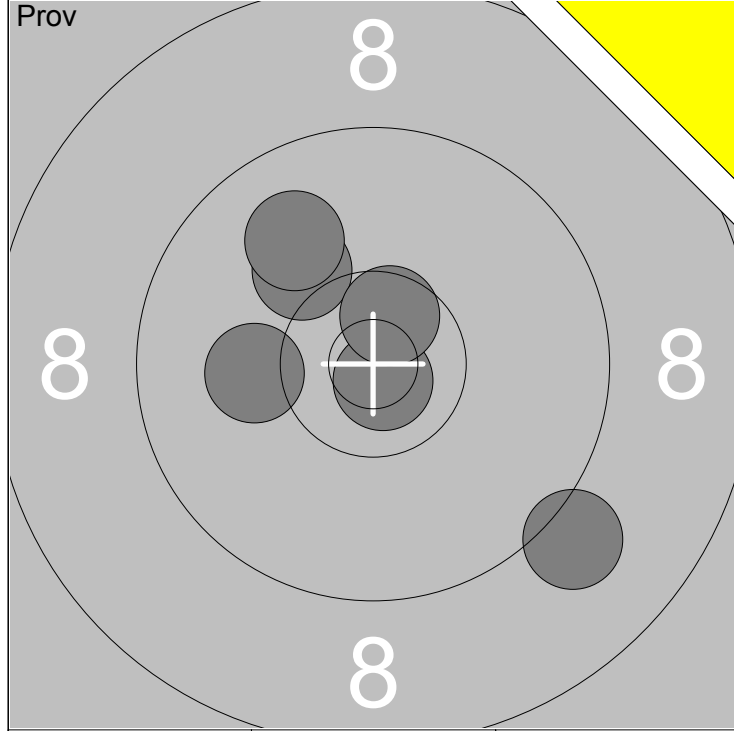


6: 10.6x ↙
7: 9.1 ↖
8: 9.5 ←
9: 9.3 ↑
10: 9.8 ↗

Serie	46
Total	277

1: 9.5 ↗
2: 10.0 →
3: 9.8 ←
4: 9.5 →
5: 9.4 →

Serie	46
Total	323

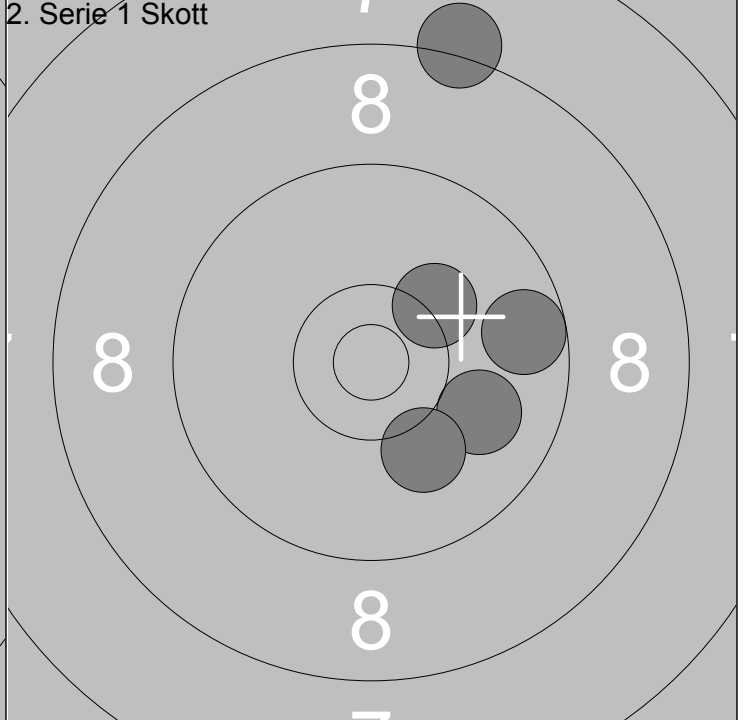
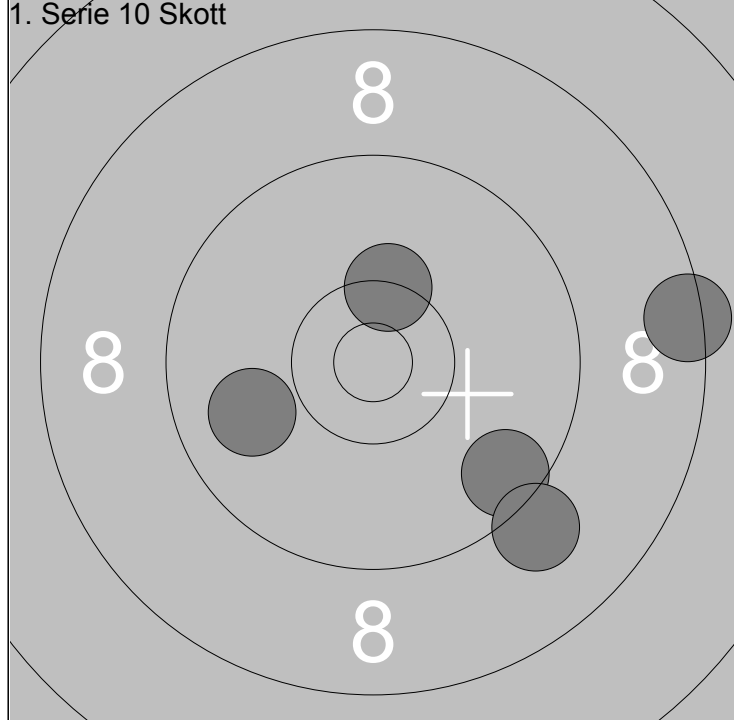


1: 10.1 ←	6: 9.1 ↘
2: 10.1 ↗	
3: 9.9 ↗	
4: 10.8x ↘	
5: 10.6x ↗	

Serie	58
Total	189

1: 10.5x →	
2: 10.0 ↘	
3: 10.5x ↘	
4: 10.2 ↘	
5: 9.8 →	

Serie	49
Total	238

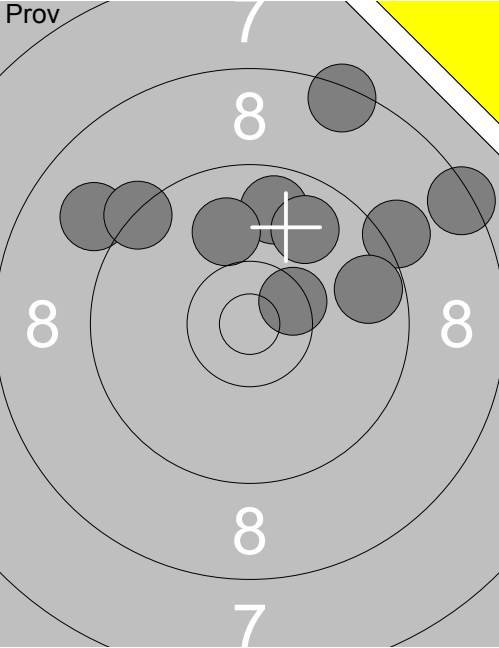
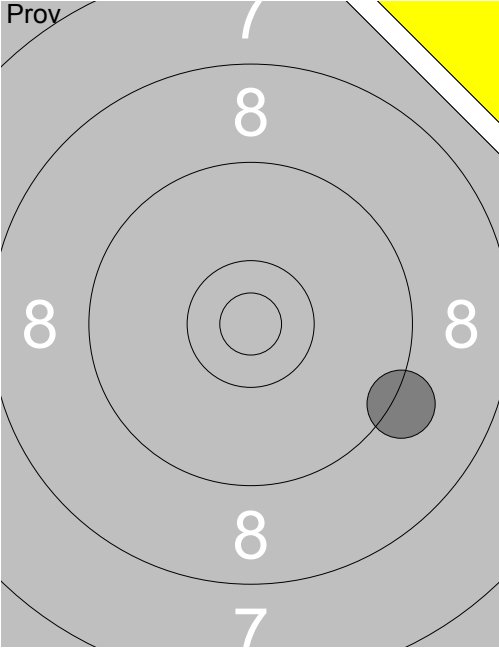
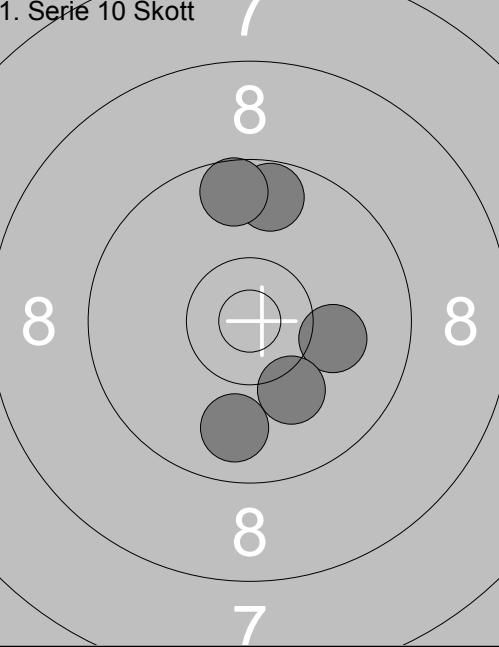
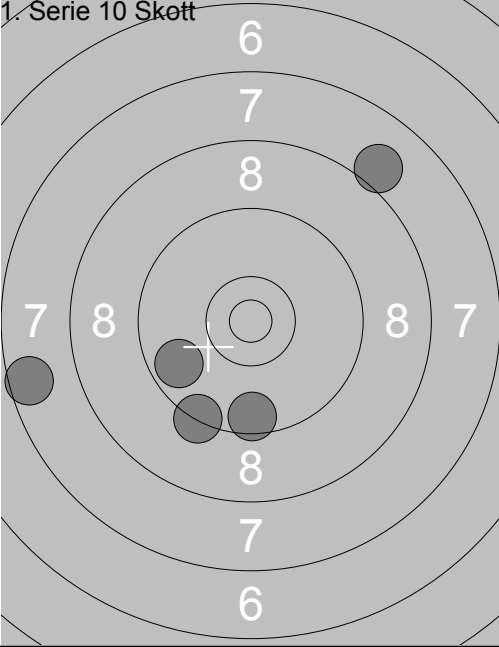
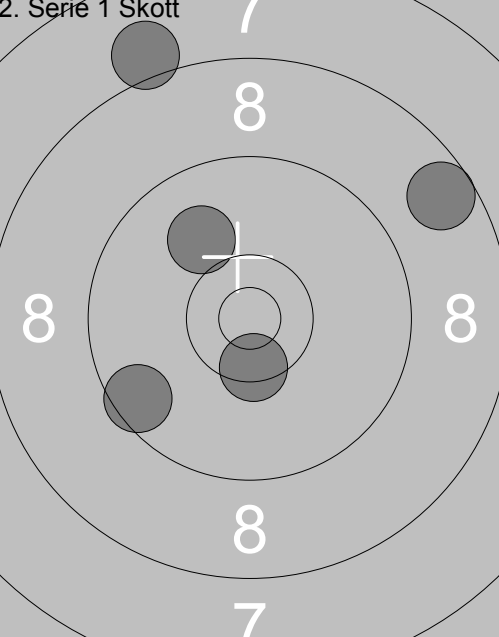


6: 8.4 →	
7: 10.3x ↑	
8: 9.6 ↘	
9: 9.9 ←	
10: 9.1 ↘	

Serie	45
Total	283

1: 9.7 →	
2: 10.2 ↗	
3: 10.0 →	
4: 10.1 ↘	
5: 8.2 ↑	

Serie	47
Total	330

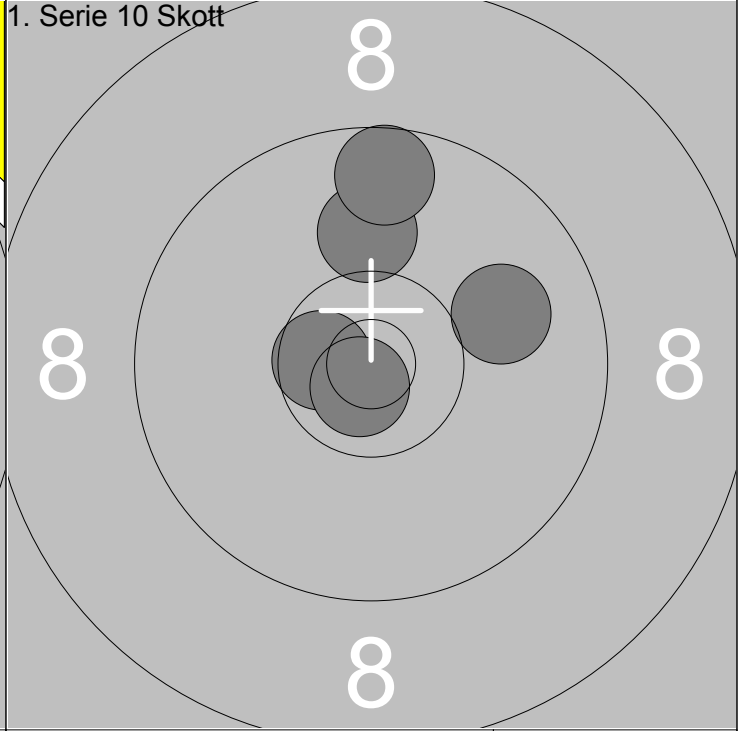
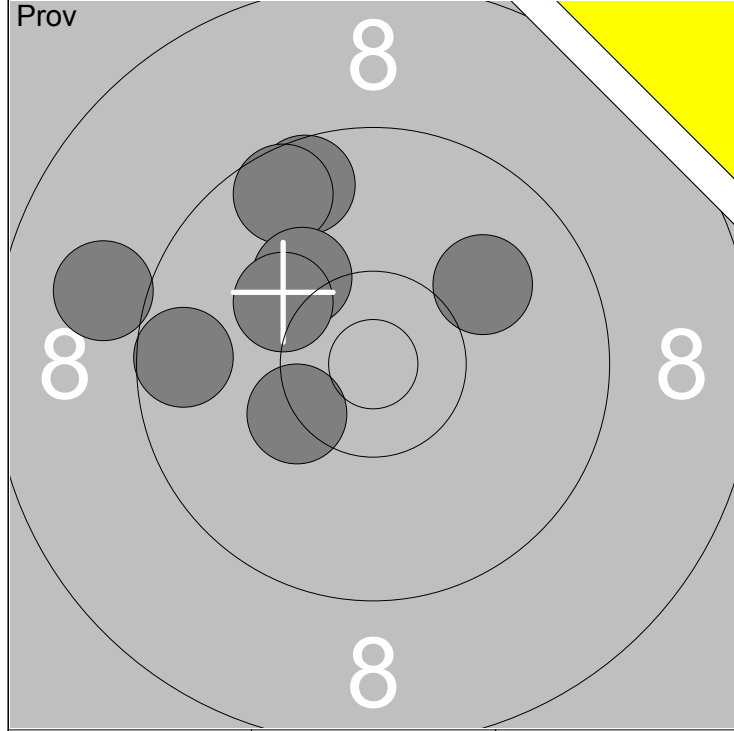
Skjuttag 8	Tavla 2	Linda Bergman			
Vindeln		Ununge		8, Sen-S	St
11.07.2017		Tavelträffen Korthåll 2017		Ramselefors SKF	
Prov		1: 9.0 ↖ 2: 9.3 ↖ 3: 9.7 ↑ 4: 8.4 ↑ 5: 9.2 ↗ 6: 8.4 ↗ 7: 9.7 → 8: 10.5x↗ 9: 9.8 ↑ 10: 10.0 ↑	Prov		11: 9.2 ↘
		Serie 90.0			Serie 9.0
		Total 187.0			Total 187.0
1. Serie 10 Skott		1: 9.9 ↓ 2: 10.1 → 3: 10.1 ↓ 4: 9.7 ↑ 5: 9.6 ↑	1. Serie 10 Skott		6: 9.7 ↙ 7: 9.3 ↓ 8: 7.6 ← 9: 9.6 ↓ 10: 8.0 ↗
		Serie 47.0			Serie 42.0
		Total 234.0			Total 276.0
2. Serie 1 Skott		1: 8.6 ↗ 2: 8.1 ↑ 3: 10.0 ↖ 4: 10.4x↓ 5: 9.5 ↙			
		Serie 45.0			
		Total 321.0			

Skjuttag	Tavla	Hans Bakken	
8	3	Nordre Skage (NOR)	8, Sen-S
11.07.2017	Tavelträffen Korthåll 2017	Ramselefors SKF	
Prov 	1: 9.5 ↘ 2: 9.3 ↓ 3: 8.7 ↘ 4: 9.0 ↘ 5: 9.4 ↘ 6: 10.7x ↗ 7: 10.1 ← 8: 10.0 ↗ 9: 10.0 ↗ 10: 10.4x ↙ Serie 94.0 Total 186.0	Prov 	11: 10.1 ↘ 12: 10.4x ↘ 13: 10.6x ↙ 14: 10.6x → 15: 10.7x ↘ Serie 50.0 Total 186.0
1. Serie 10 Skott 	1: 10.0 ↘ 2: 10.8x ↘ 3: 10.6x ↗ 4: 10.5x → 5: 10.4x ↘ Serie 50.0 Total 236.0	1. Serie 10 Skott 	6: 10.1 ↘ 7: 9.5 → 8: 9.3 ↓ 9: 10.7x ↗ 10: 10.1 ↓ Serie 48.0 Total 284.0
2. Serie 1 Skott 	1: 8.2 ↖ 2: 10.0 ↙ 3: 10.1 ↗ 4: 9.5 ↘ 5: 7.0 ← Serie 44.0 Total 328.0		

	<p>1: 9.2 ↘</p> <p>2: 9.6 ↘</p> <p>3: 9.3 →</p> <p>4: 8.8 ↖</p> <p>5: 10.2 ↓</p> <p>6: 9.8 ←</p> <p>7: 9.7 ↖</p> <p>8: 9.8 ↙</p> <p>9: 10.4 ✕</p> <p>10: 10.7x →</p>	<p>11: 10.2 ↓</p> <p>12: 10.8x ↓</p> <p>13: 10.1 ↖</p> <p>14: 10.0 ↙</p> <p>15: 10.2 ↓</p>
Serie 92.0	Serie 50.0	Serie 50.0
Total 185.0	Total 185.0	Total 185.0

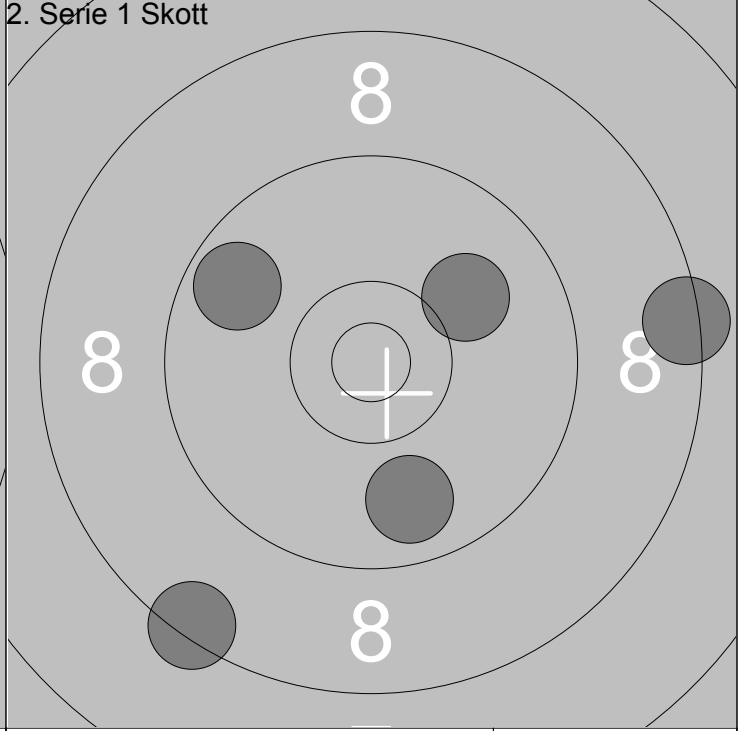
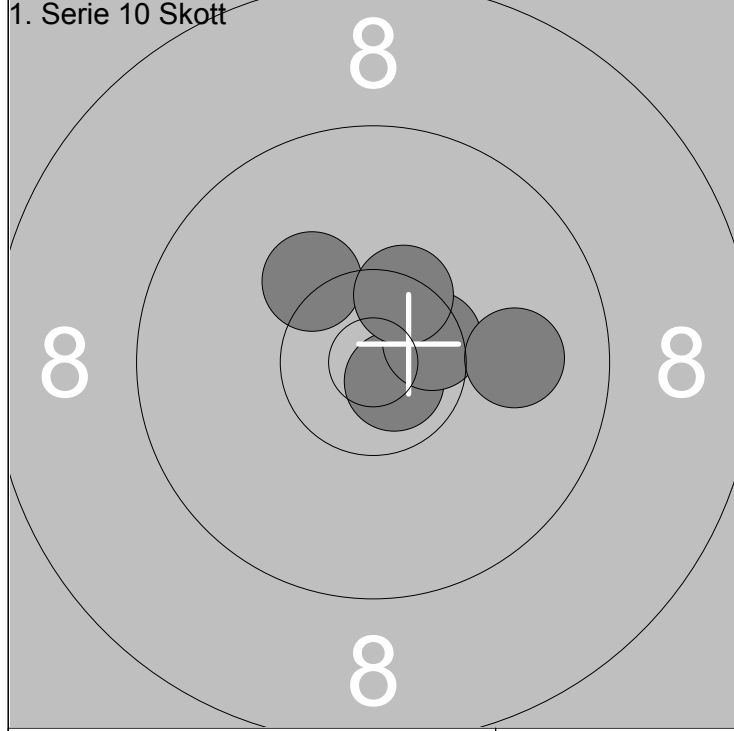
<p>1. Serie 10 Skott</p>	<p>1: 10.5x ↘</p> <p>2: 10.1 →</p> <p>3: 10.1 →</p> <p>4: 9.9 ←</p> <p>5: 9.4 ↗</p>	<p>6: 9.7 ↖</p> <p>7: 10.2 ↖</p> <p>8: 9.6 ↗</p> <p>9: 10.3x ↘</p> <p>10: 9.2 ↓</p>
Serie 48.0	Serie 47.0	Serie 47.0
Total 233.0	Total 280.0	Total 280.0

<p>2. Serie 1 Skott</p>	<p>1: 9.0 ↘</p> <p>2: 10.6x ↗</p> <p>3: 8.6 ←</p> <p>4: 8.3 ↙</p> <p>5: 9.6 →</p>	
Serie 44.0		
Total 324.0		



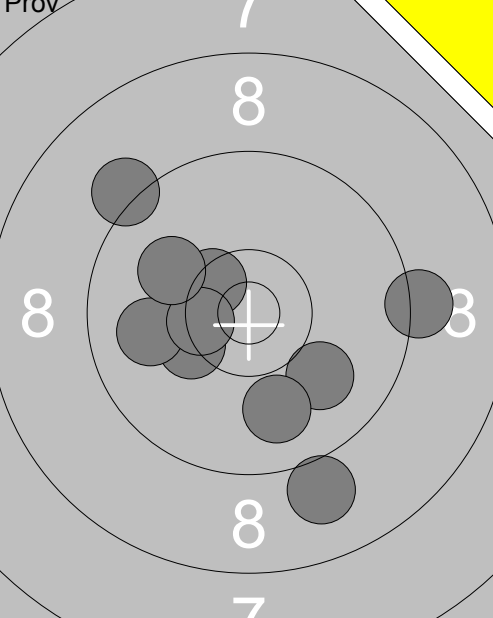
1: 9.6 ←	6: 10.2 ↗	Serie	76
2: 9.6 ↗	7: 10.2 ↘		
3: 10.0 ↗	8: 10.3x ↙	Total	183
4: 9.6 ↗			
5: 9.0 ←			

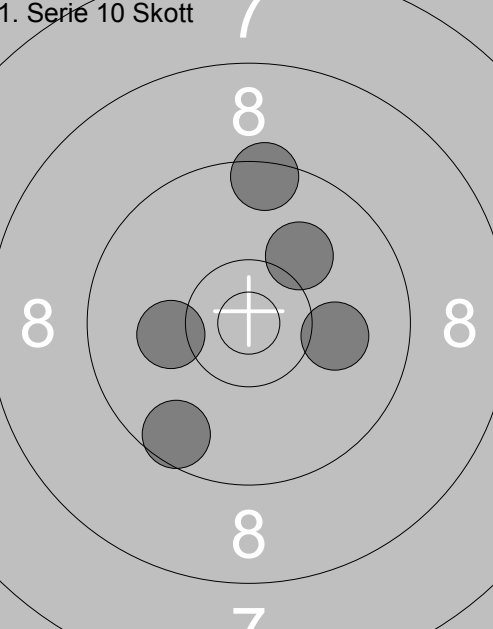
1: 10.6x ←	Serie	49
2: 10.0 ↑		
3: 10.8x ↙	Total	232
4: 9.6 ↑		
5: 10.0 →		

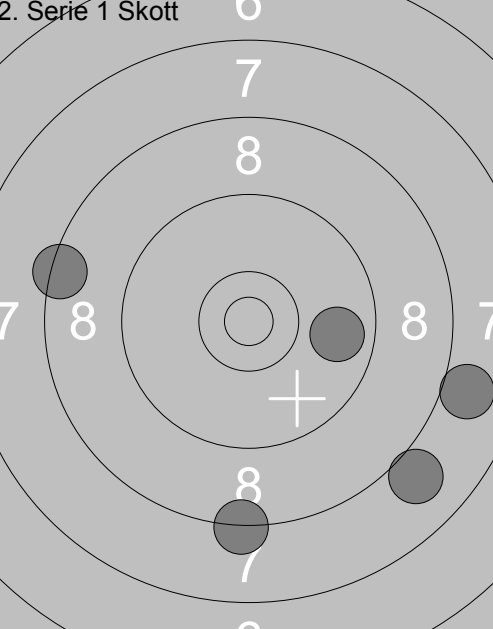


6: 10.8x ↘	Serie	50
7: 10.5x →		
8: 10.2 ↗	Total	282
9: 10.4x ↗		
10: 10.0 →		

1: 9.7 ↗	Serie	44
2: 10.0 ↗		
3: 8.4 →	Total	326
4: 9.8 ↘		
5: 8.4 ↙		

	<p>1: 9.0 ↘</p> <p>2: 10.3 ↙</p> <p>3: 9.2 →</p> <p>4: 10.0 ↘</p> <p>5: 9.2 ↖</p> <p>6: 10.5x ↘</p> <p>7: 9.9 ←</p> <p>8: 10.5x ↙</p> <p>9: 10.1 ↖</p> <p>10: 9.9 ↓</p>	<p>11: 10.1 ↘</p> <p>12: 10.5x ↗</p> <p>13: 10.0 ←</p>
Serie 95.0		Serie 30.0
Total 183.0		Total 183.0

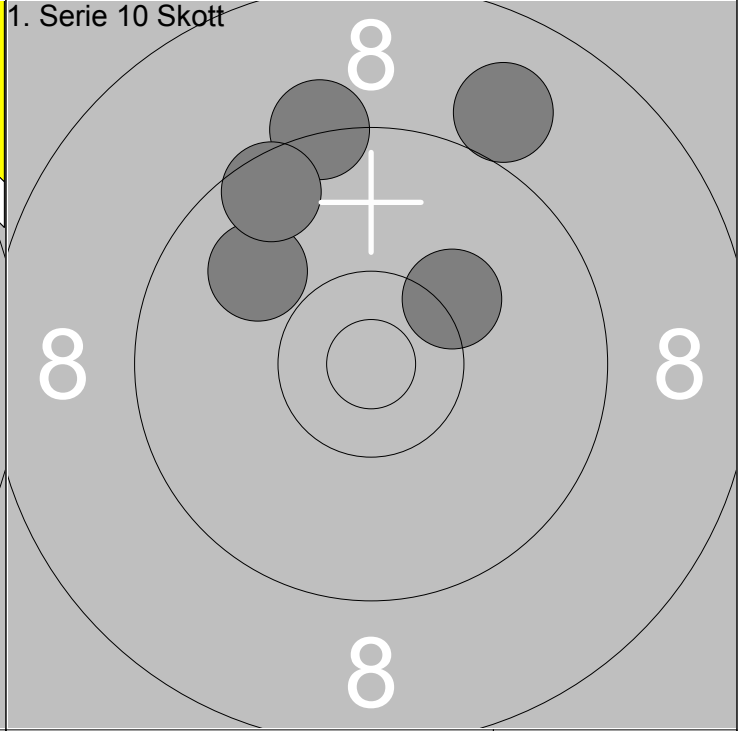
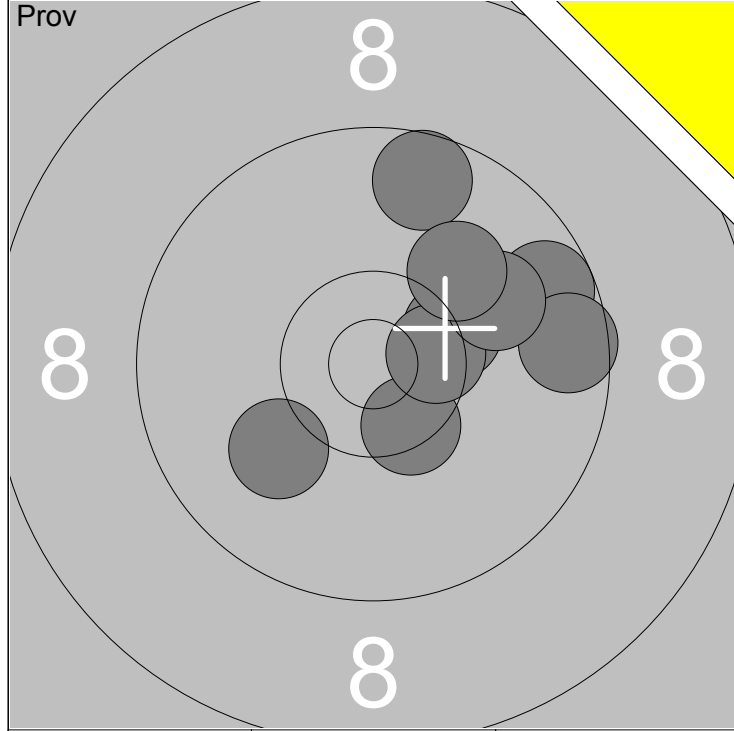
<p>1. Serie 10 Skott</p> 	<p>1: 9.6 ↘</p> <p>2: 10.1 ←</p> <p>3: 10.1 ↗</p> <p>4: 10.1 →</p> <p>5: 9.4 ↑</p>	<p>6: 10.0 ↓</p> <p>7: 10.5x ↙</p> <p>8: 9.9 ↘</p> <p>9: 10.9x ↙</p> <p>10: 9.7 →</p>
Serie 48.0		Serie 48.0
Total 231.0		Total 279.0

<p>2. Serie 1 Skott</p> 	<p>1: 8.0 ↘</p> <p>2: 8.3 ↓</p> <p>3: 9.8 →</p> <p>4: 8.4 ←</p> <p>5: 8.0 →</p>	
Serie 41.0		
Total 320.0		

	<p>Prov</p>	<p>Prov</p>		<p>11: 8.7 ↗</p>
	<p>1: 10.3x ↘</p> <p>2: 9.9 ↖</p> <p>3: 10.0 ↗</p> <p>4: 10.2 ↗</p> <p>5: 9.6 ↖</p> <p>6: 9.1 ↖</p> <p>7: 10.4x ↗</p> <p>8: 9.2 ↗</p> <p>9: 10.3x ↘</p> <p>10: 9.3 ↖</p>			
<p>Serie 95.0</p> <p>Total 183.0</p>				<p>Serie 8.0</p> <p>Total 183.0</p>

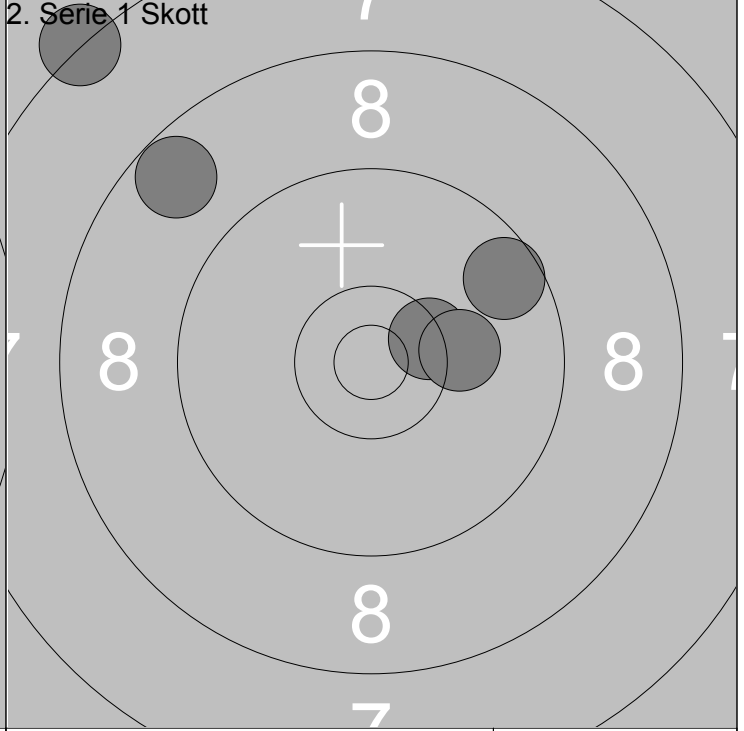
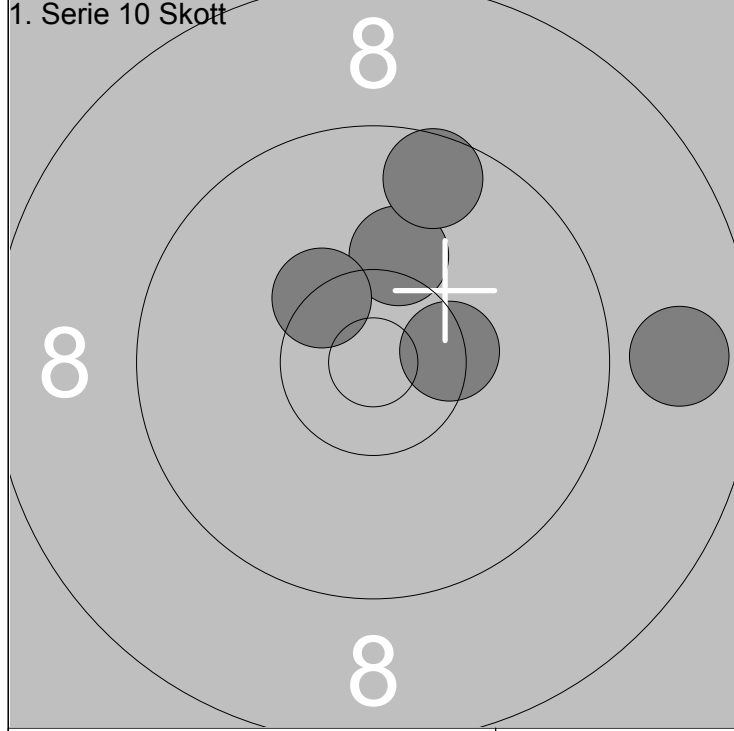
<p>1. Serie 10 Skott</p>	<p>1. Serie 10 Skott</p>	<p>1. Serie 10 Skott</p>		
	<p>1: 9.1 ↖</p> <p>2: 10.1 ↗</p> <p>3: 10.5x ↗</p> <p>4: 10.0 ↗</p> <p>5: 9.3 ↗</p>			<p>6: 8.2 ↖</p> <p>7: 6.2 ↘</p> <p>8: 8.5 ↖</p> <p>9: 9.4 ↘</p> <p>10: 9.7 ↗</p>
<p>Serie 48.0</p> <p>Total 231.0</p>				<p>Serie 40.0</p> <p>Total 271.0</p>

<p>2. Serie 1 Skott</p>	<p>2. Serie 1 Skott</p>			
	<p>1: 9.6 ⇒</p> <p>2: 6.9 ↖</p> <p>3: 7.8 ↓</p> <p>4: 9.2 ↗</p> <p>5: 8.4 ↘</p>			
<p>Serie 39.0</p> <p>Total 310.0</p>				



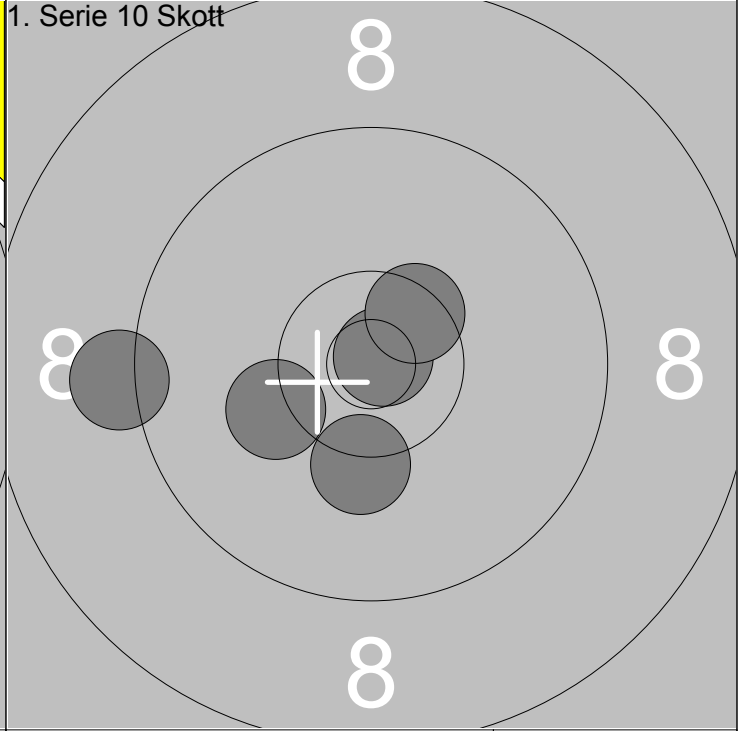
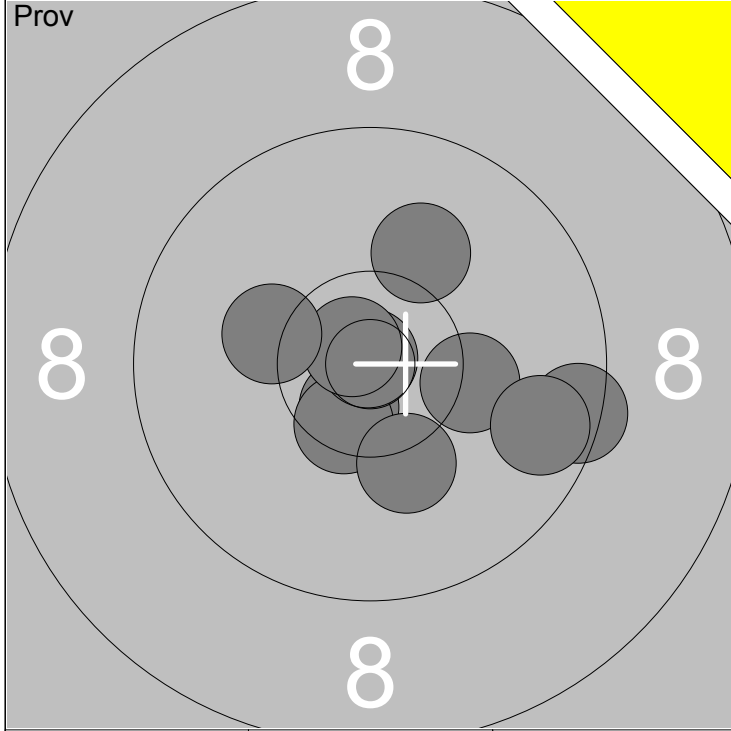
1: 10.1 ↙	6: 10.5x →		
2: 9.6 →	7: 9.6 →		
3: 10.4x ↘	8: 10.0 ↗	Serie	87
4: 9.6 ↑	9: 10.1 ↗	Total	182
5: 10.3x →			

1: 9.9 ↖		
2: 10.2 ↗		
3: 9.0 ↗	Serie	46
4: 9.3 ↑	Total	228
5: 9.6 ↖		



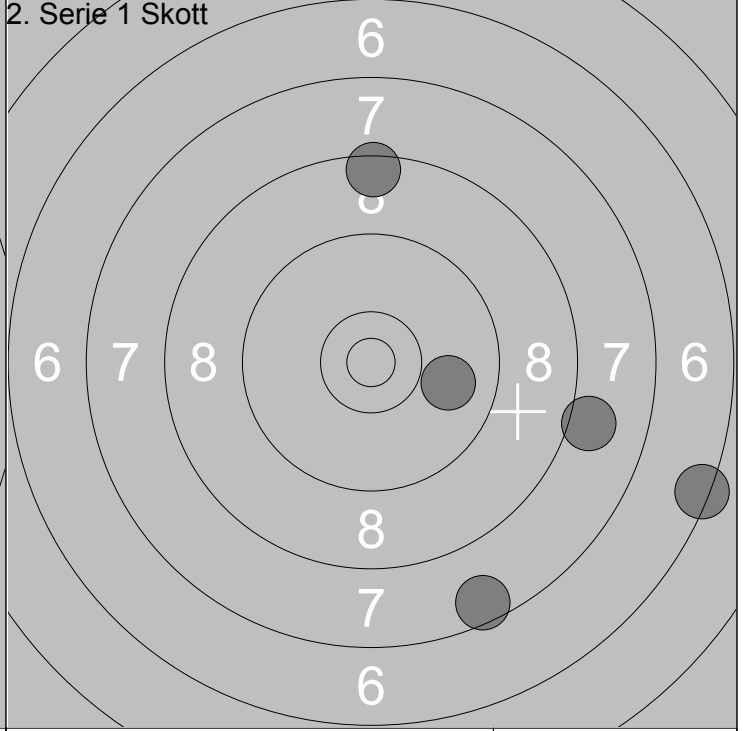
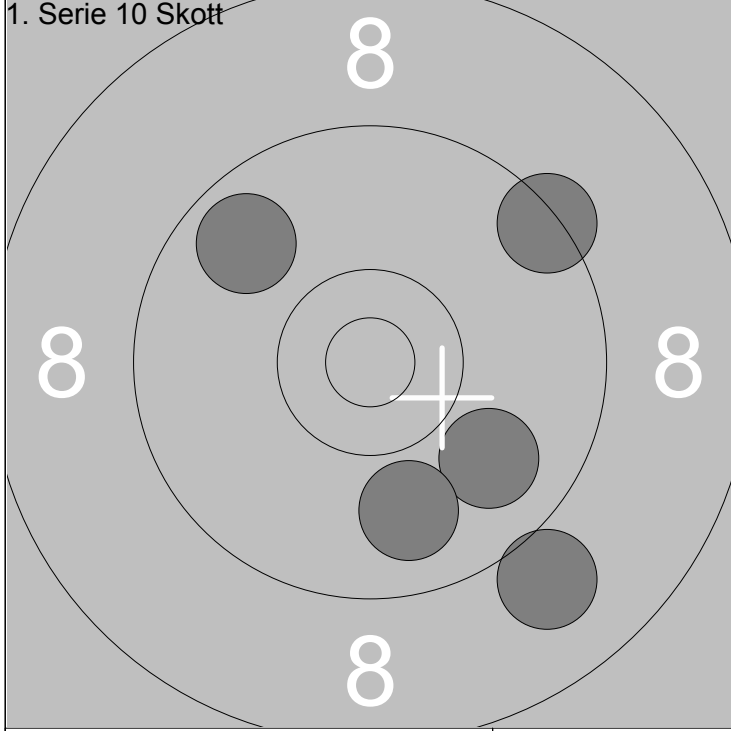
6: 10.4x →		
7: 10.2 ↑		
8: 10.4x ↖	Serie	47
9: 8.8 →	Total	275
10: 9.6 ↑		

1: 10.4x →		
2: 8.7 ↖		
3: 9.6 ↗	Serie	44
4: 10.2 →	Total	319
5: 7.3 ↖		



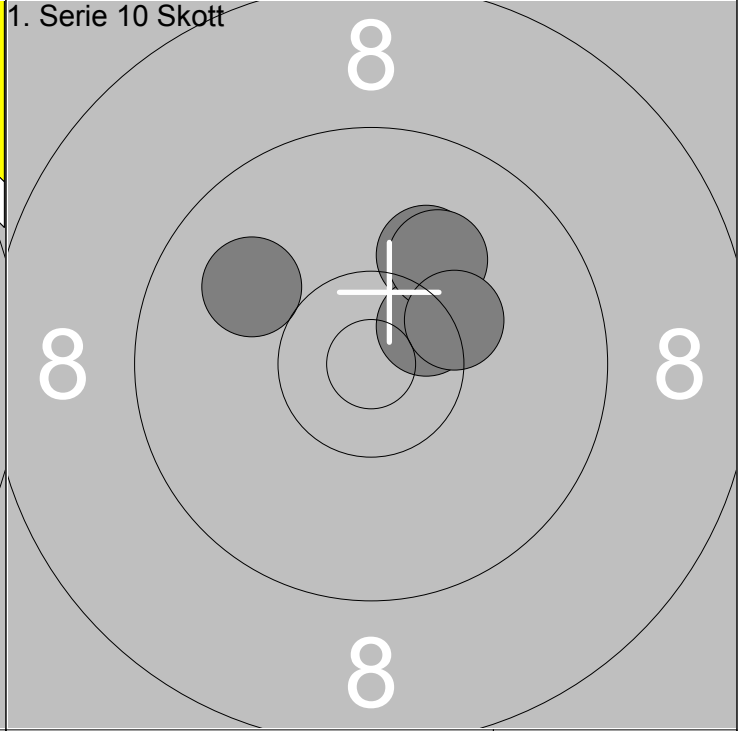
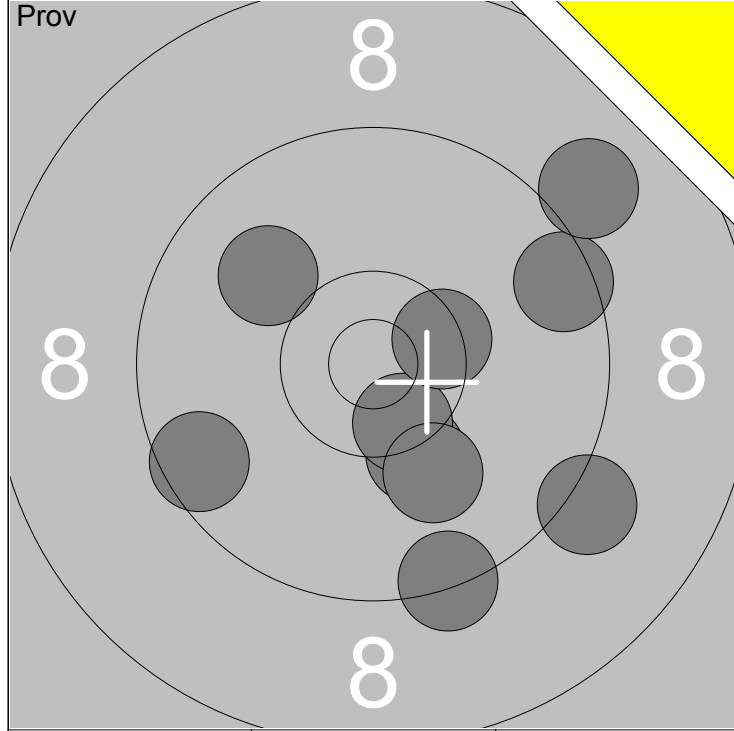
1: 10.2 →	6: 10.9x ↗	Serie	98
2: 10.6x ↘	7: 10.8x ↖		
3: 10.5x ↘	8: 10.1 ↗	Total	181
4: 9.5 →	9: 10.2 ←		
5: 9.7 →	10: 10.2 ↘		

1: 10.2 ←	Serie	49
2: 10.8x ↗		
3: 10.2 ↓	Total	230
4: 10.5x ↗		
5: 9.2 ←		



6: 9.4 ↗	Serie	45
7: 9.8 ↗		
8: 9.0 ↘	Total	275
9: 9.9 ↘		
10: 9.9 ↘		

1: 7.6 ↓	Serie	38
2: 9.9 →		
3: 8.1 →	Total	313
4: 6.4 →		
5: 8.5 ↑		

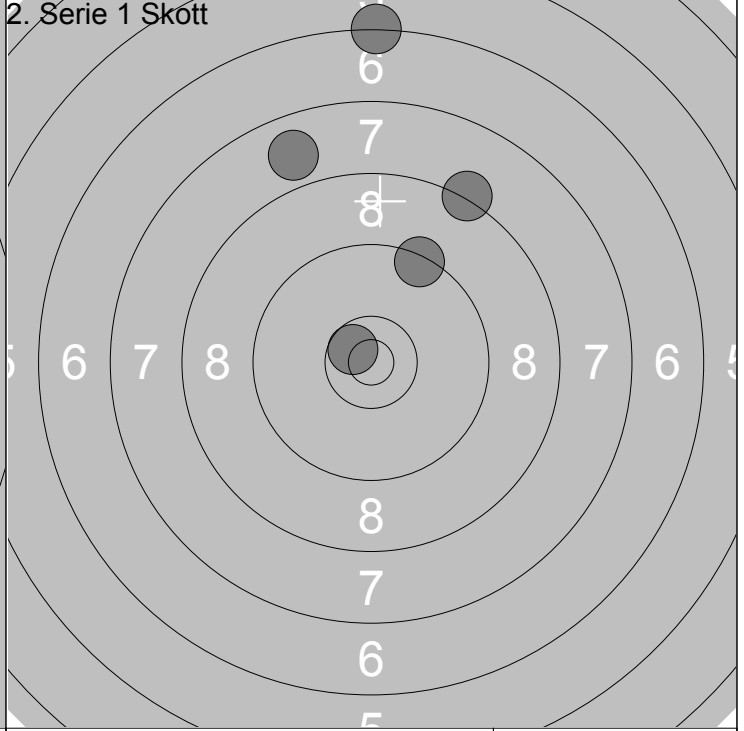
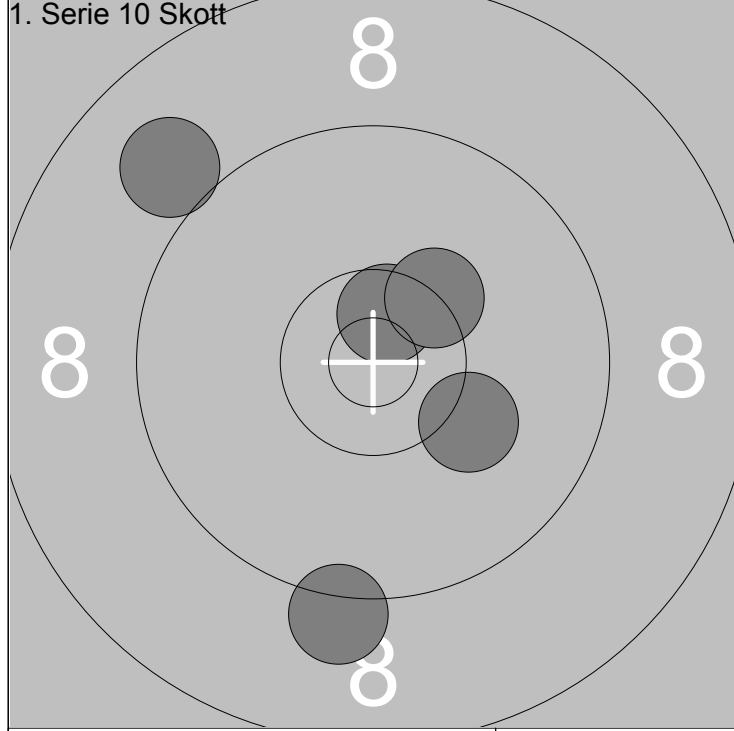


1: 10.3 ↓	6: 9.6 ←
2: 10.5x ↓	7: 10.0 ↙
3: 9.5 →	8: 10.4x →
4: 9.2 ↘	9: 10.1 ↓
5: 9.3 ↓	10: 9.0 ↗

Serie	95
Total	180

1: 10.1 ↗	2: 10.5x ↗
3: 10.1 ↗	4: 10.3x ↗
5: 10.0 ←	

Serie	50
Total	230

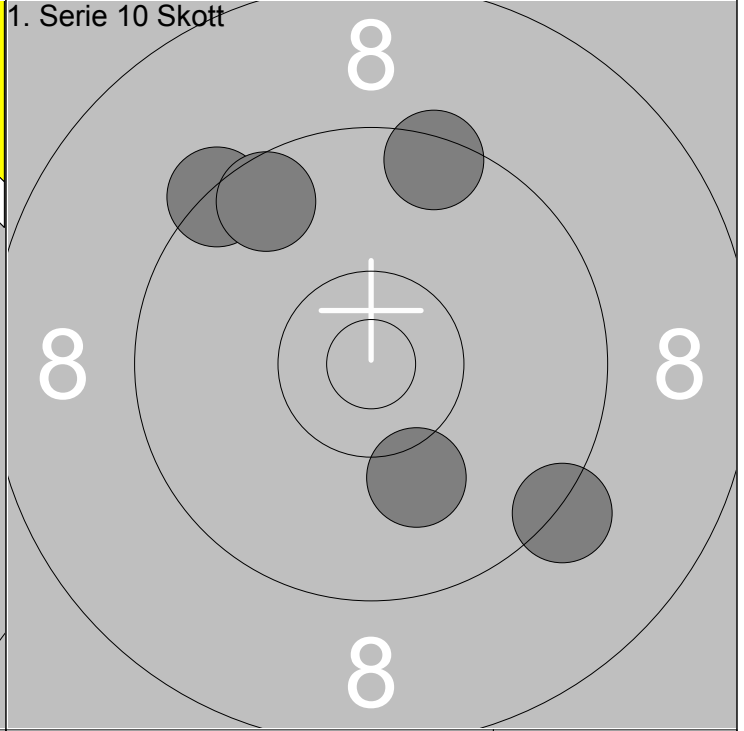
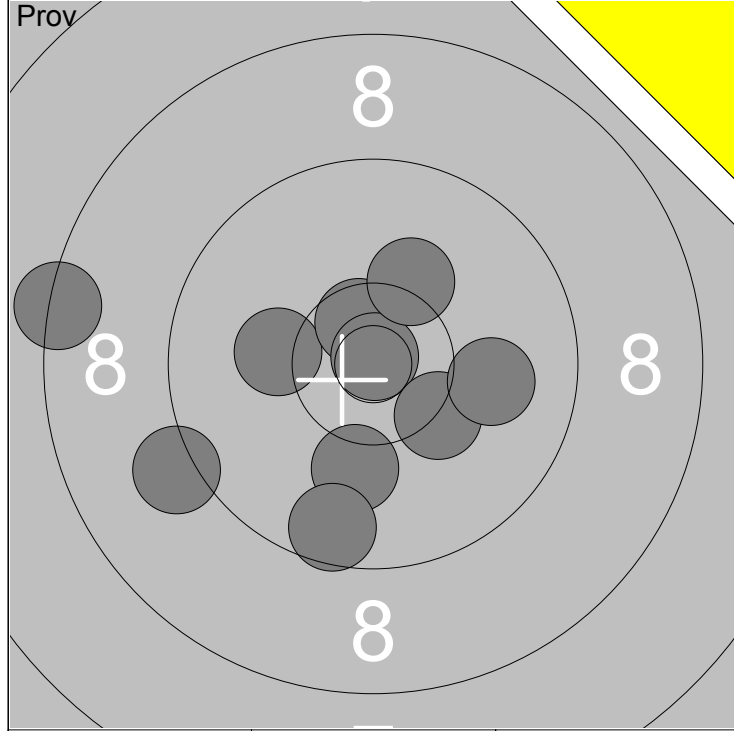


6: 9.0 ↖	7: 10.2 ↘
8: 10.6x ↑	9: 9.2 ↓
10: 10.3x ↗	

Serie	48
Total	278

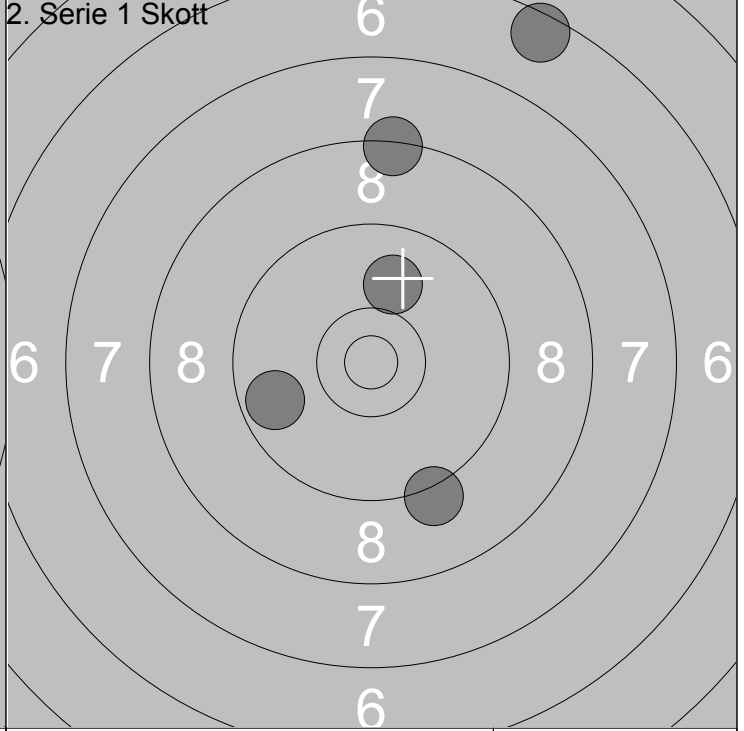
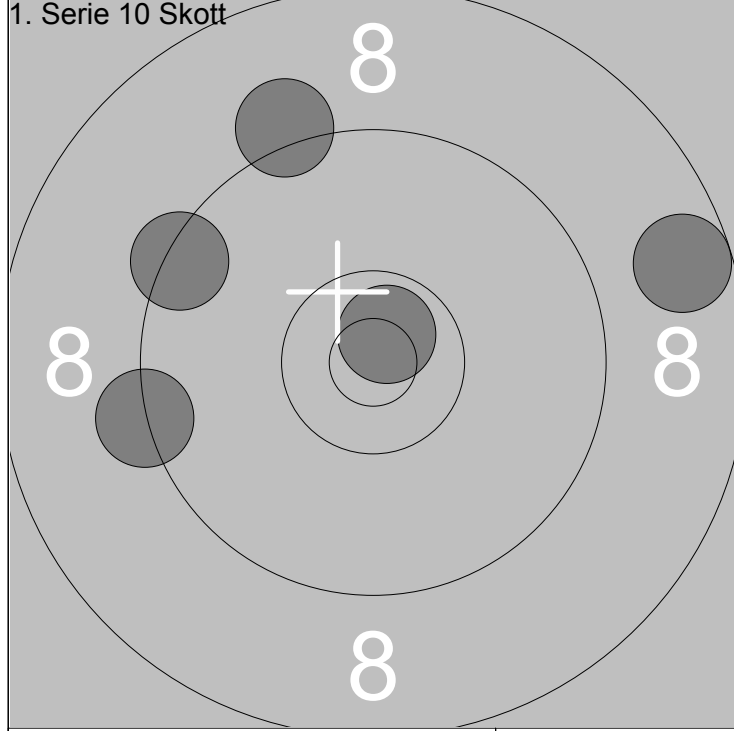
1: 9.4 ↗	2: 7.9 ↖
3: 8.3 ↗	4: 10.6x ↖
5: 6.3 ↑	

Serie	40
Total	318



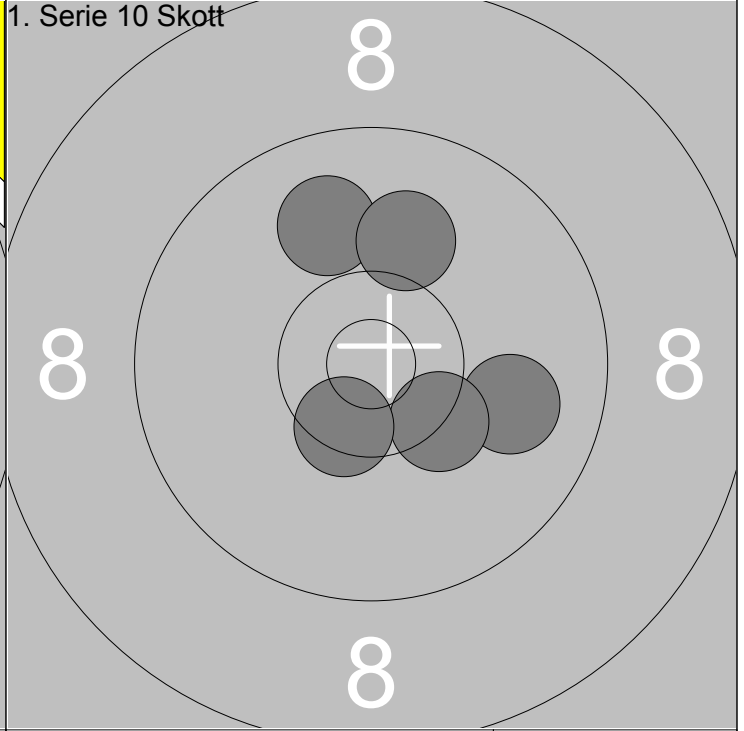
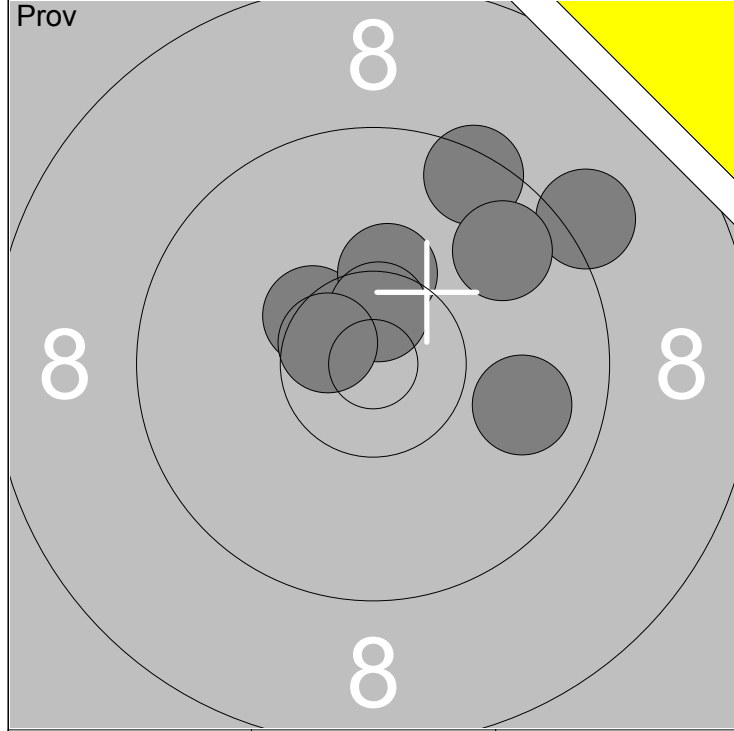
1: 10.1 ↓	6: 10.6x ↑		Serie	96
2: 10.2 ←	7: 10.9x ↑			
3: 9.6 ↓	8: 10.3 ↘		Total	180
4: 9.2 ←	9: 10.2 ↑			
5: 8.4 ←	10: 10.0 →			

1: 9.4 ↖		Serie	46
2: 9.5 ↑			
3: 10.1 ↓		Total	226
4: 9.3 ↘			
5: 9.6 ↑			



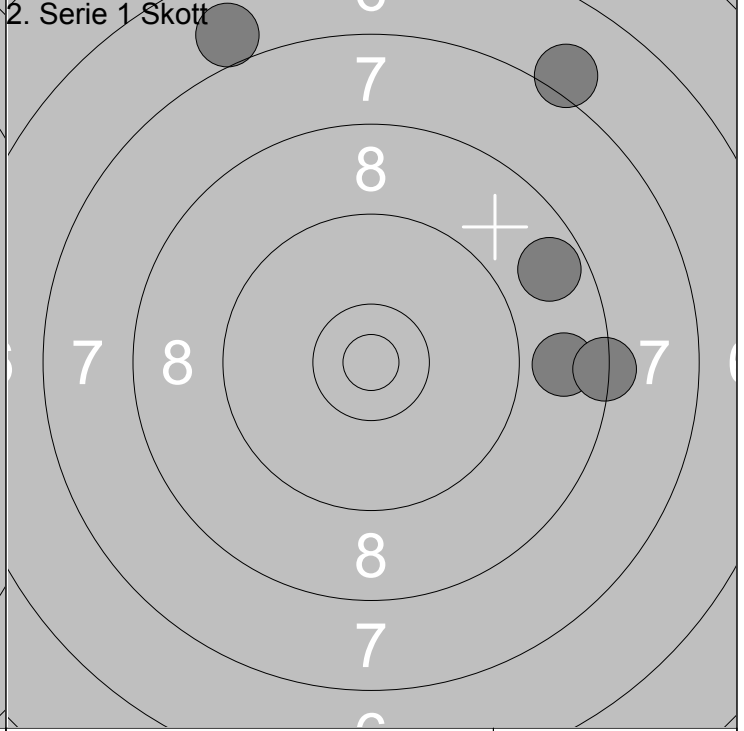
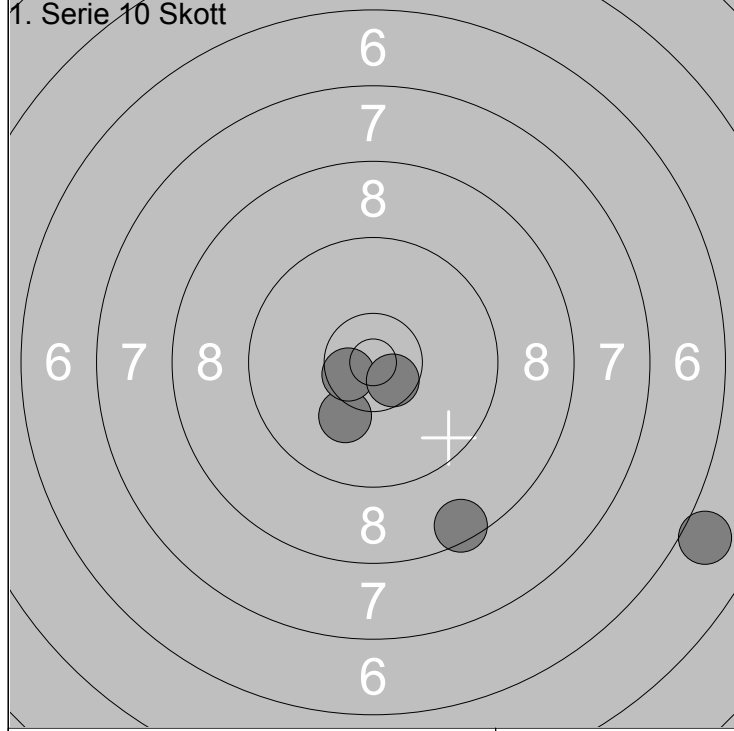
6: 9.3 ←		Serie	45
7: 9.4 ↖			
8: 10.7x ↑		Total	271
9: 8.6 →			
10: 9.2 ↑			

1: 8.3 ↑		Serie	42
2: 10.0 ↑			
3: 6.5 ↑		Total	313
4: 9.7 ←			
5: 9.2 ↓			



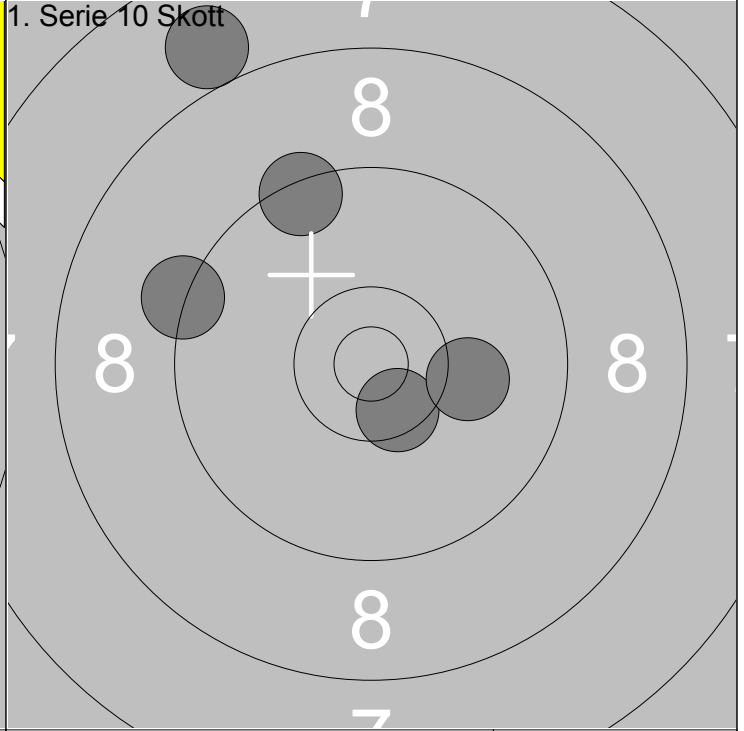
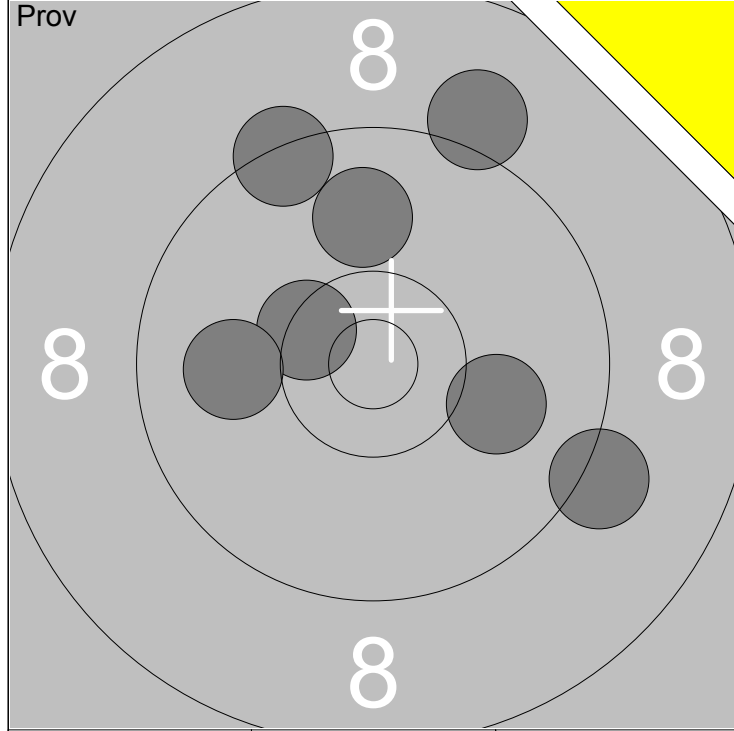
1: 9.2 ↗	6: 10.6x ↑	Serie	76
2: 10.4x ↖	7: 10.6x ↙		
3: 9.9 →	8: 9.8 ↗	Total	180
4: 9.5 ↑			
5: 10.3x ↑			

1: 9.9 →	Serie	48
2: 10.3x ↘		
3: 10.5x ↓	Total	228
4: 9.9 ↑		
5: 10.1 ↑		



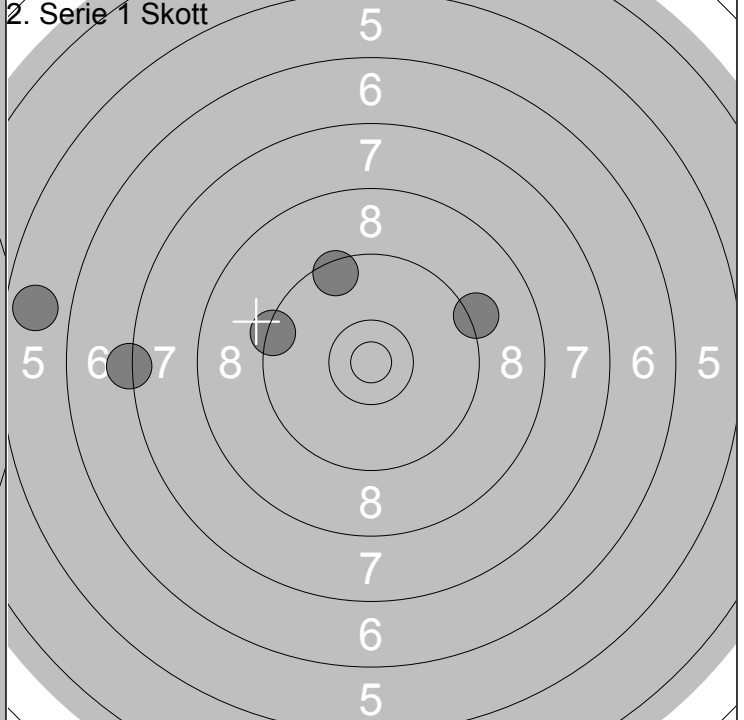
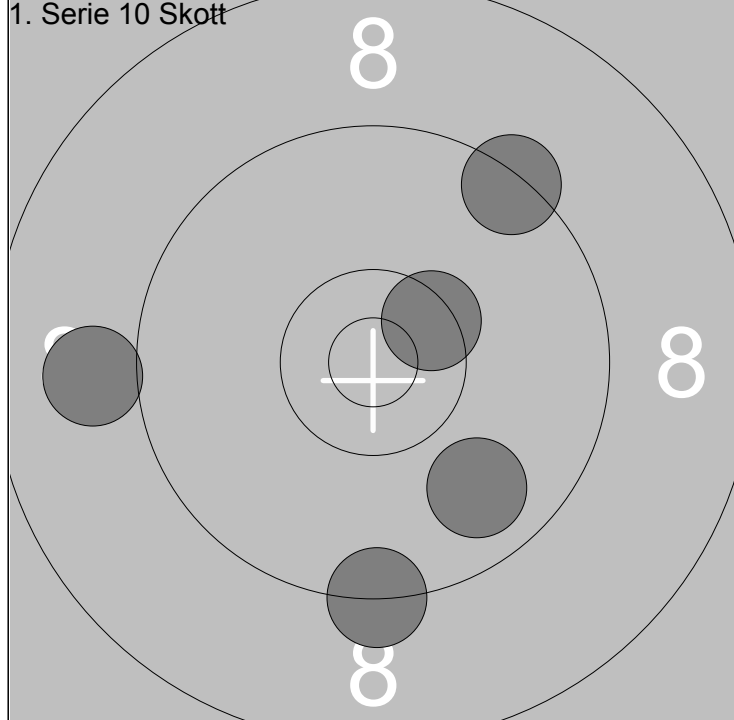
6: 6.0 ↘	Serie	44
7: 8.5 ↓		
8: 10.1 ↓	Total	272
9: 10.6x ↙		
10: 10.6x ↘		

1: 8.7 ↗	Serie	38
2: 8.8 →		
3: 7.0 ↖	Total	310
4: 7.1 ↗		
5: 8.3 →		



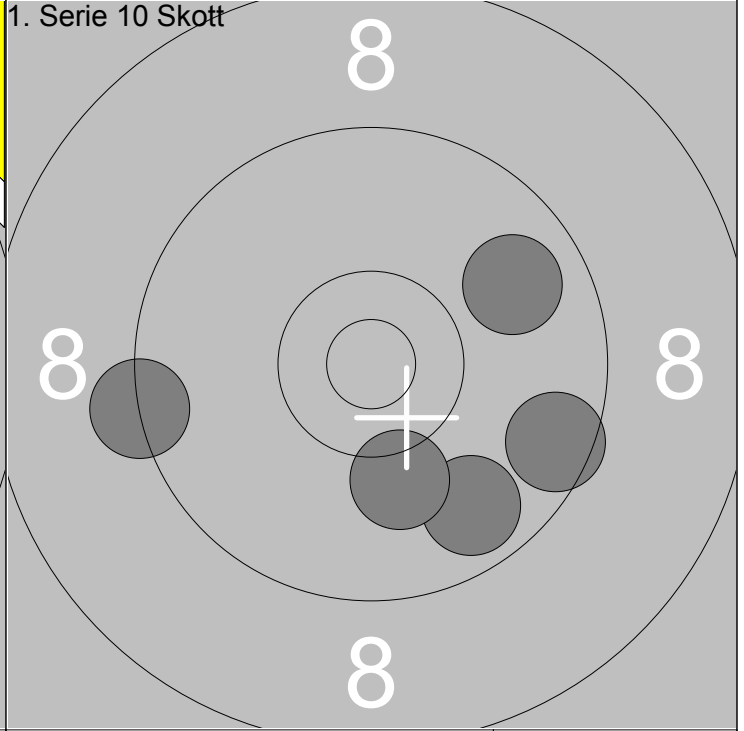
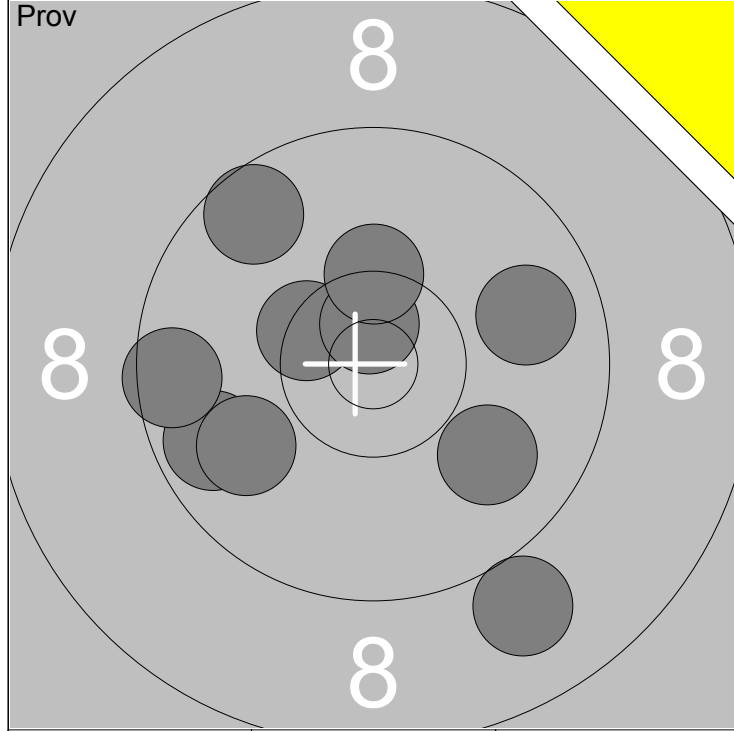
1: 9.2 ↘	6: 9.9 ↑		Serie	66
2: 10.0 →	7: 10.0 ←			
3: 9.1 ↗				
4: 10.4x ↖				
5: 9.4 ↗				
			Total	187

1: 9.4 ↗		Serie	46
2: 9.3 ↖			
3: 8.0 ↗			
4: 10.5x ↘			
5: 10.1 →			
		Total	233



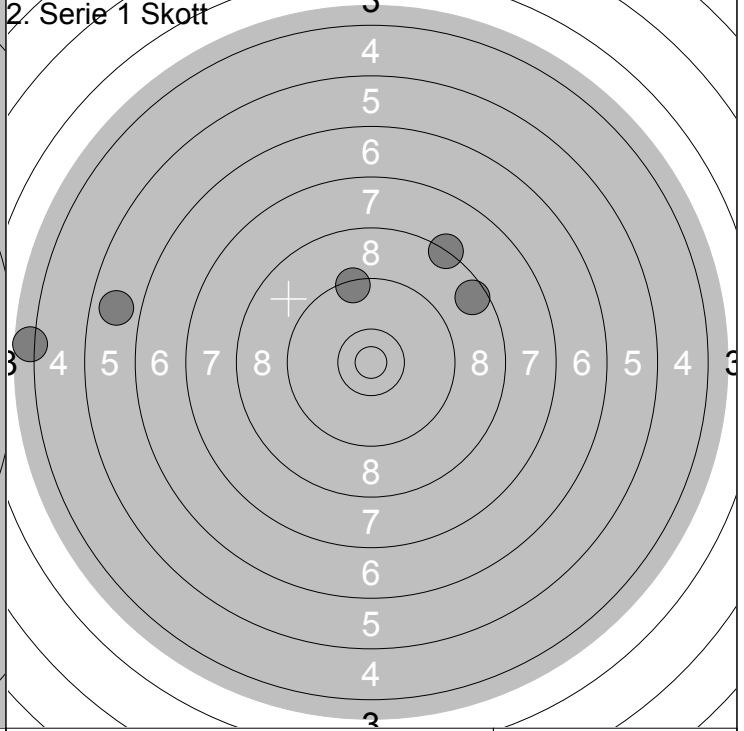
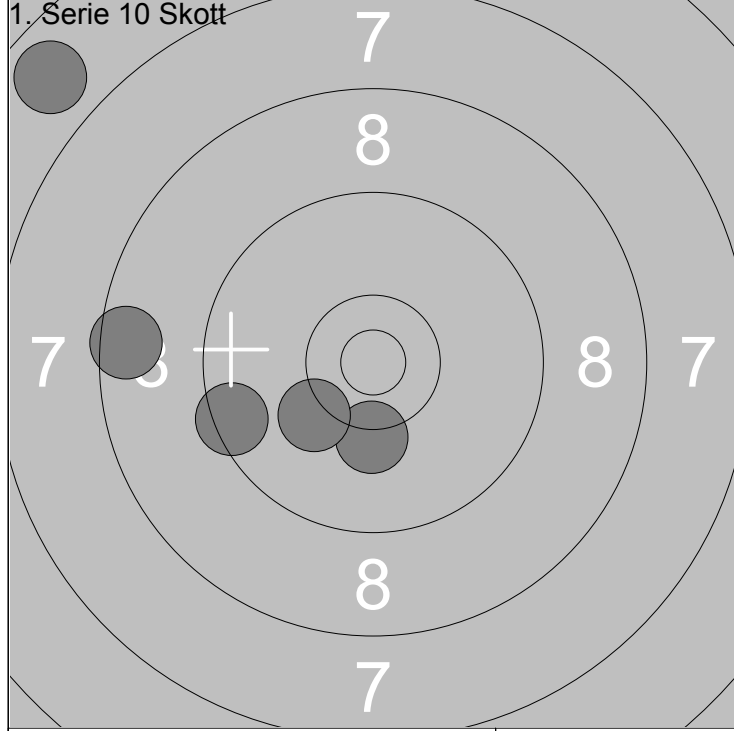
6: 9.3 ↓		Serie	46
7: 9.8 ↘			
8: 9.0 ←			
9: 9.4 ↗			
10: 10.5x ↗			
		Total	279

1: 7.3 ←		Serie	39
2: 9.2 ↗			
3: 9.4 ↖			
4: 9.5 ↗			
5: 5.8 ←			
		Total	318



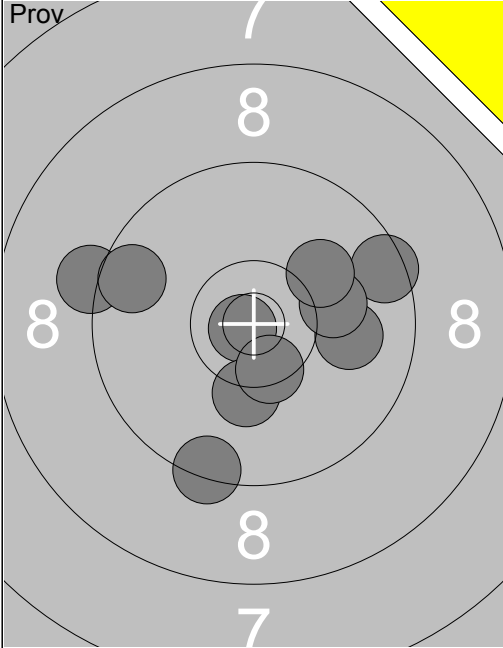
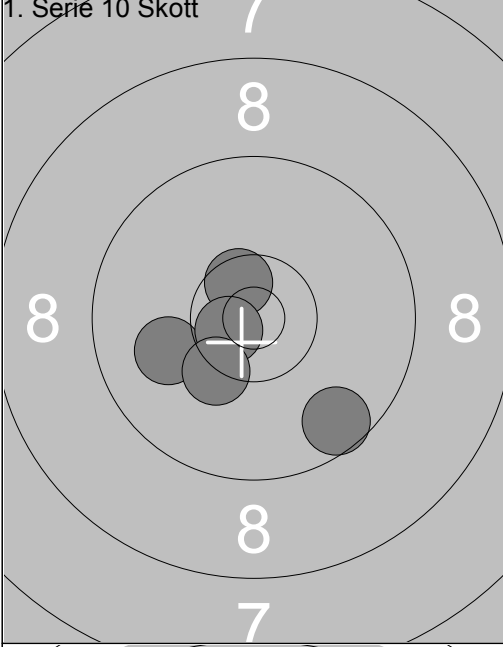
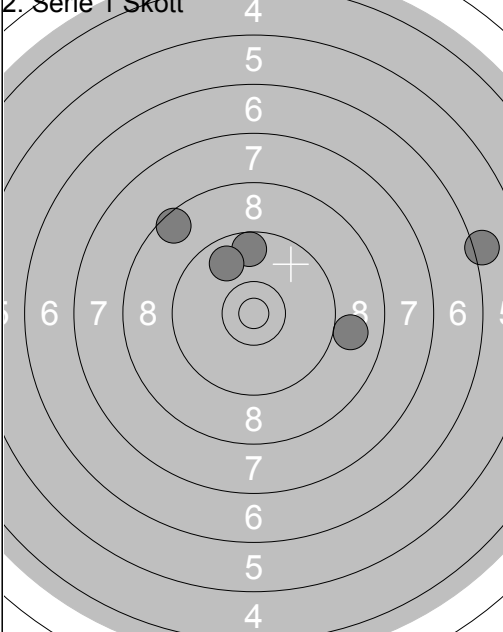
1: 9.9 ↘	6: 9.6 ↗	Serie	93
2: 9.7 ↙	7: 9.5 ←		
3: 9.0 ↘	8: 10.4x ↙	Total	186
4: 9.9 ↙	9: 10.7x ↑		
5: 9.8 →	10: 10.3x ↑		

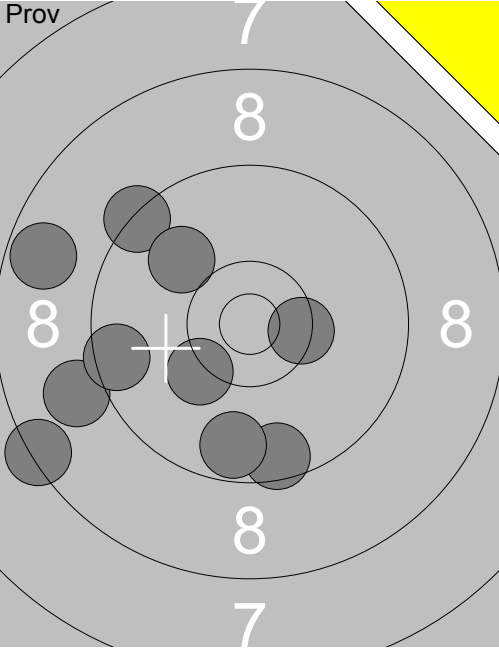
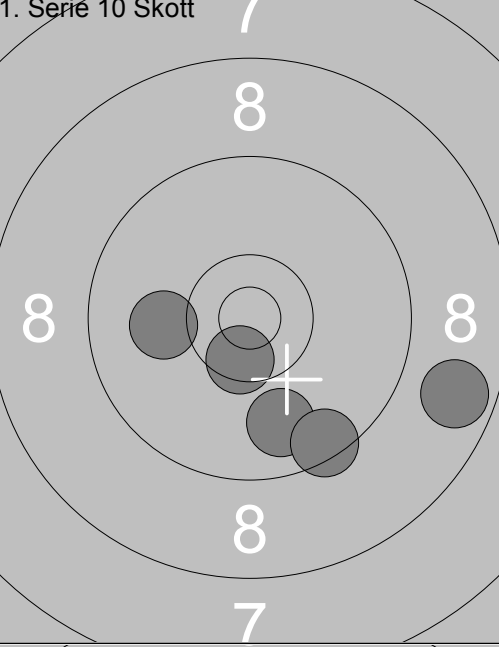
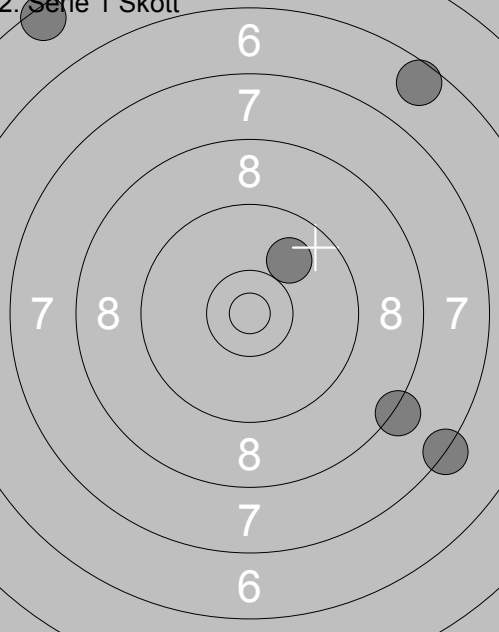
1: 9.6 →	Serie	46
2: 9.7 ↘		
3: 9.8 ↗	Total	232
4: 9.3 ←		
5: 10.1 ↓		

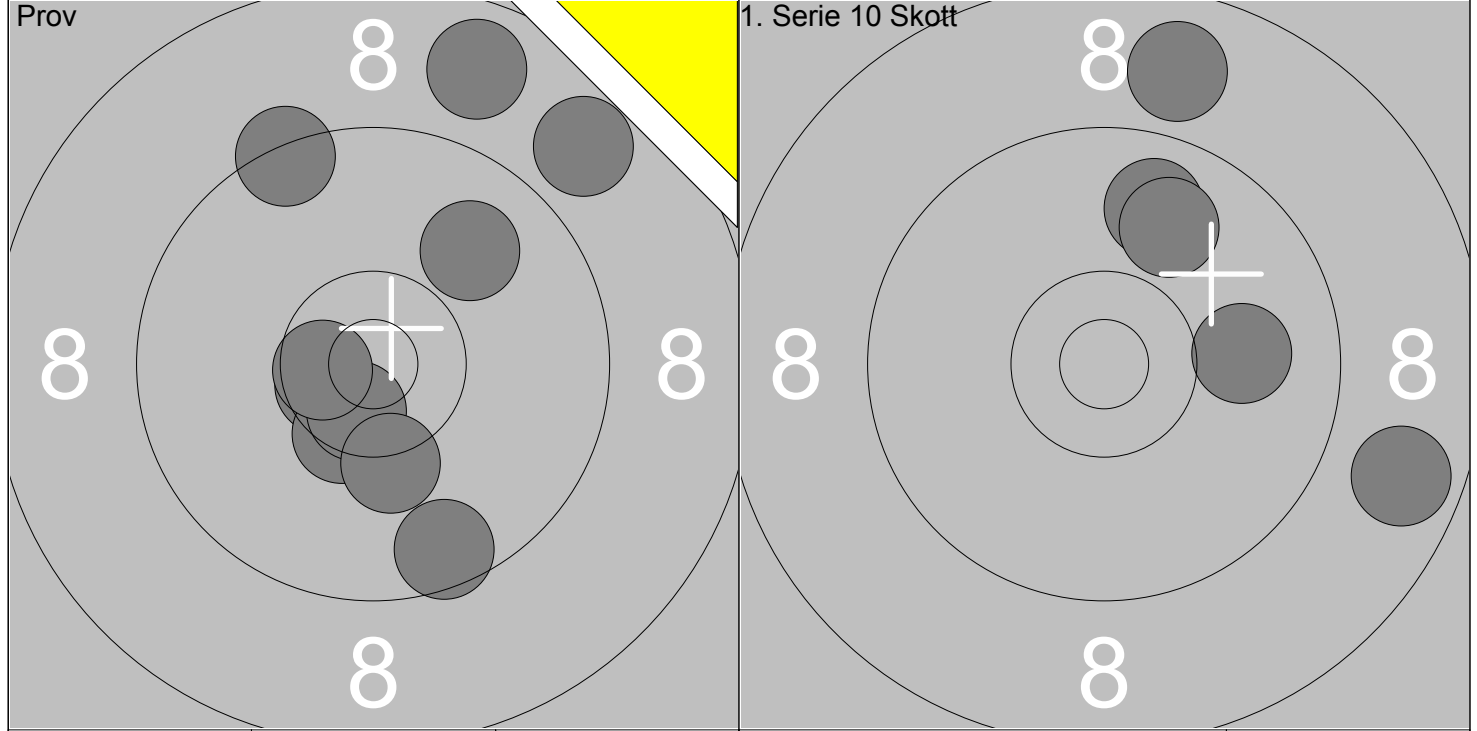


6: 10.2 ↓	Serie	43
7: 9.5 ↙		
8: 6.8 ↗	Total	275
9: 8.5 ←		
10: 10.2 ↘		

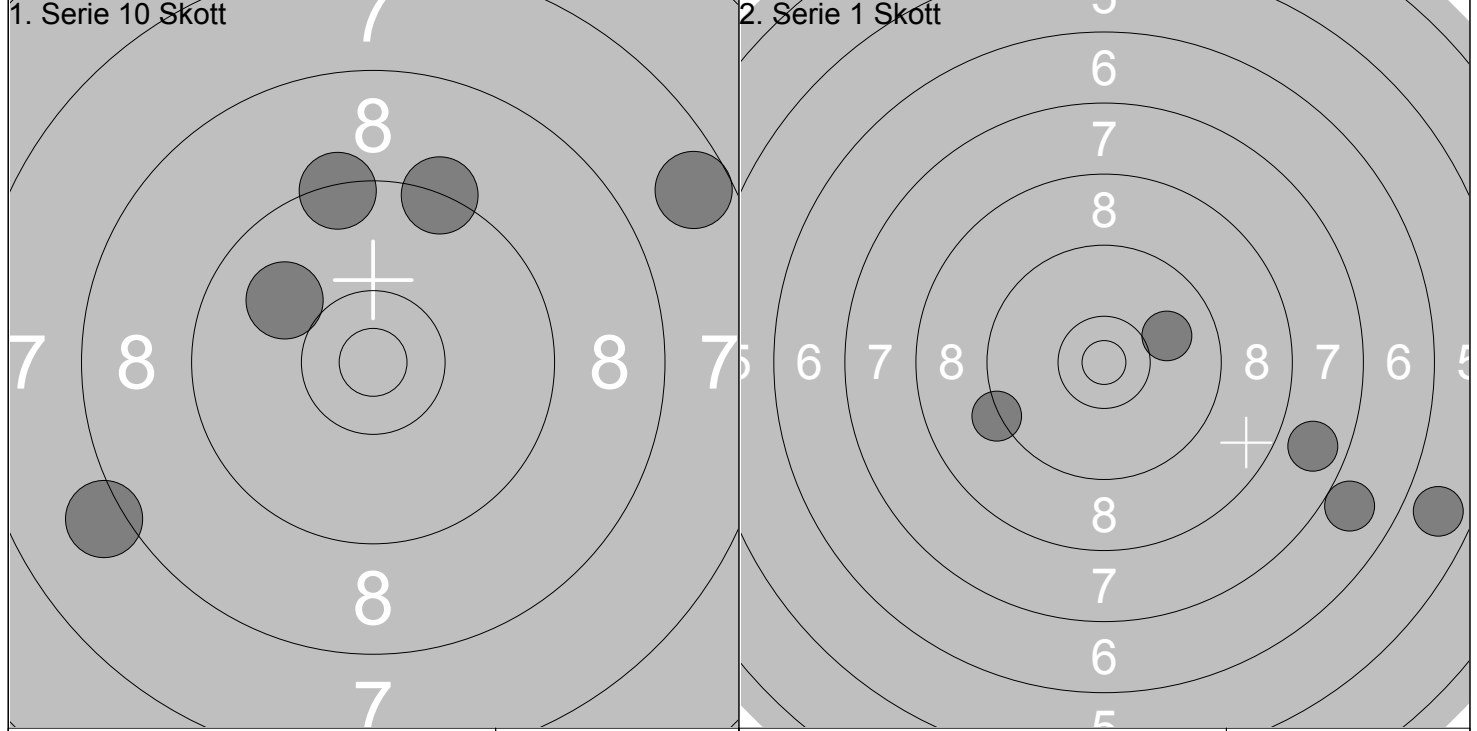
1: 5.8 ←	Serie	34
2: 9.4 ↑		
3: 4.2 ←	Total	309
4: 8.6 ↗		
5: 8.3 ↗		

Skjutlag	Tavla	William Grydén		
8	15	Vaksala	8, Jun-S	Up
11.07.2017	Tavelträffen Korthåll 2017	Ramselefors SKF		
Prov		1: 9.4 ↓ 2: 10.8x↙ 3: 10.0 → 4: 9.5 ↗ 5: 10.2 ↓ 6: 10.1 → 7: 9.2 ← 8: 9.6 ← 9: 10.5x↓ 10: 10.1 ↗	Prov	11: 9.6 ↗ 12: 10.0 ↓ 13: 9.0 ← 14: 10.5x↓ 15: 9.2 ↓ 16: 9.9 ↓
		Serie 96.0		Serie 56.0
		Total 185.0		Total 185.0
1. Serie 10 Skott		1: 9.6 ↓ 2: 10.6x↗ 3: 10.0 ← 4: 10.7x↙ 5: 10.3x↓	1. Serie 10 Skott	6: 8.2 ↓ 7: 9.2 ↓ 8: 10.8x↑ 9: 9.0 → 10: 9.5 ↓
		Serie 49.0		Serie 45.0
		Total 234.0		Total 279.0
2. Serie 1 Skott		1: 9.6 ↑ 2: 8.9 → 3: 6.1 → 4: 9.8 ↗ 5: 8.5 ↗		
		Serie 40.0		
		Total 319.0		

Skjutlag	Tavla	Henrik Olsson		
8	16	Vindeln	Öved-Östraby	8, Jun-S Sk
11.07.2017	Tavelträffen Korthåll 2017	Ramselefors SKF		
Prov		1: 9.0 ← 2: 10.4x→ 3: 9.3 ↗ 4: 10.2 ↘ 5: 8.4 ← 6: 8.7 ← 7: 9.5 ↓ 8: 10.0 ↖ 9: 9.7 ↓ 10: 9.5 ←	11: 9.7 ↘ 12: 10.5x↗ 13: 9.9 ↘	
		Serie 91.0	Serie 28.0	
		Total 177.0	Total 177.0	
1. Serie 10 Skott		1: 9.8 ↓ 2: 10.1← 3: 10.5x↓ 4: 8.7 → 5: 9.5 ↓	6: 8.4 → 7: 10.6x↓ 8: 7.1 ↗ 9: 10.7x→ 10: 7.1 →	
		Serie 46.0	Serie 42.0	
		Total 223.0	Total 265.0	
2. Serie 1 Skott		1: 6.6 ↗ 2: 9.9 ↗ 3: 8.2 ↘ 4: 7.3 ↘ 5: 5.5 ↗		
		Serie 35.0		
		Total 300.0		

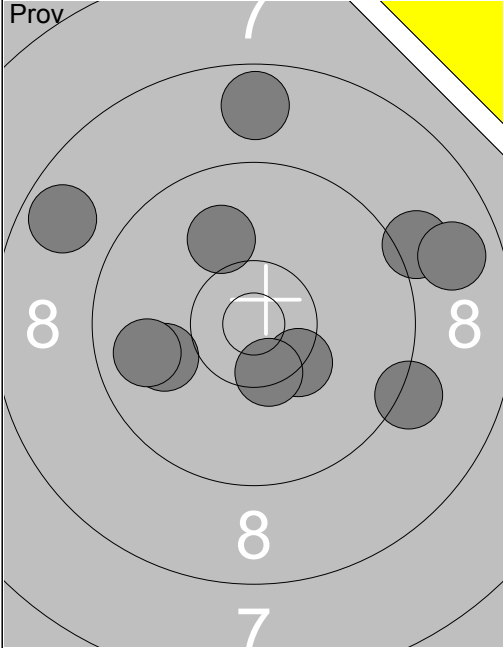
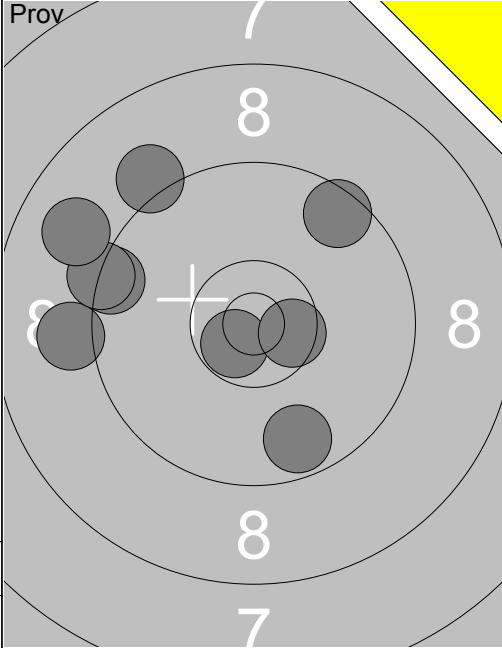
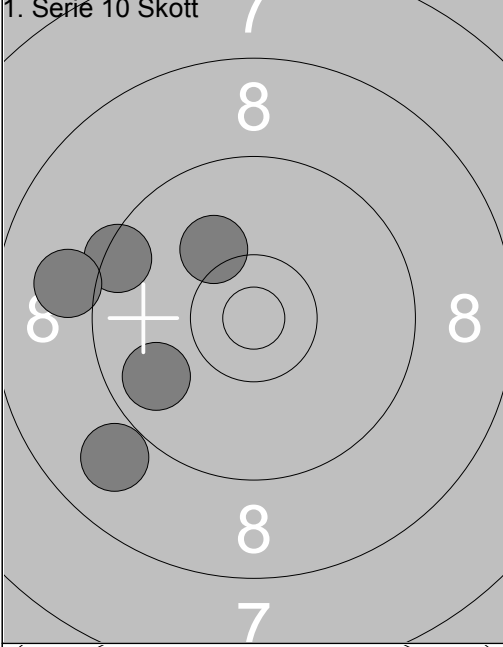
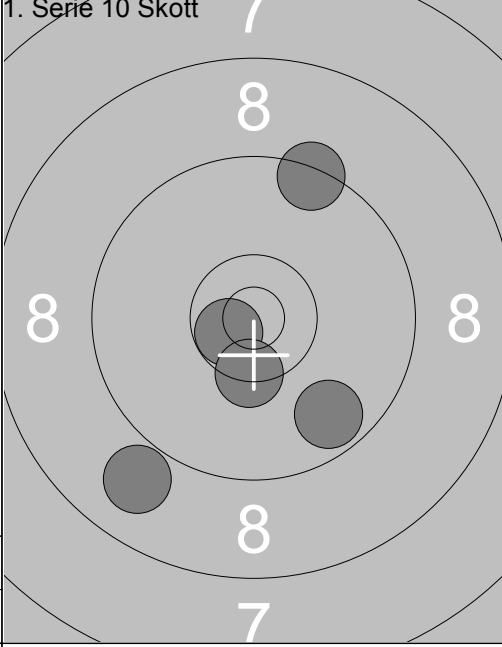
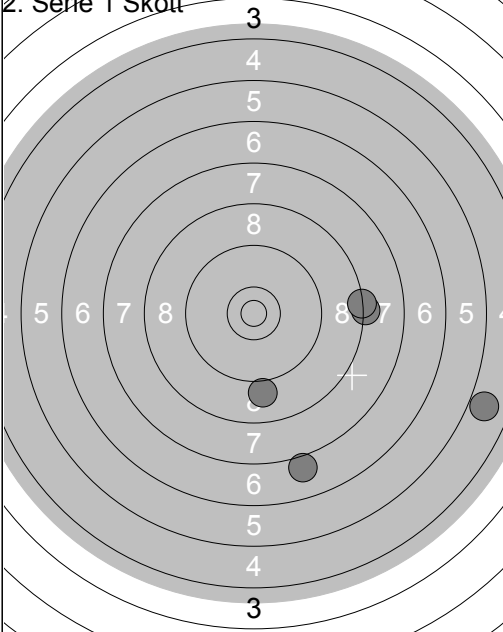


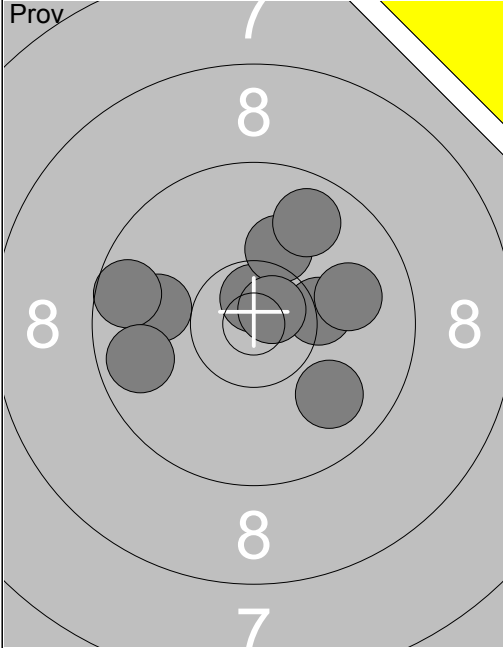
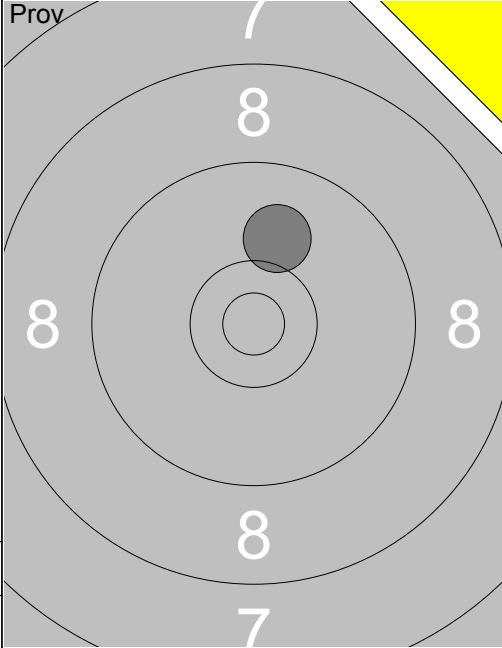
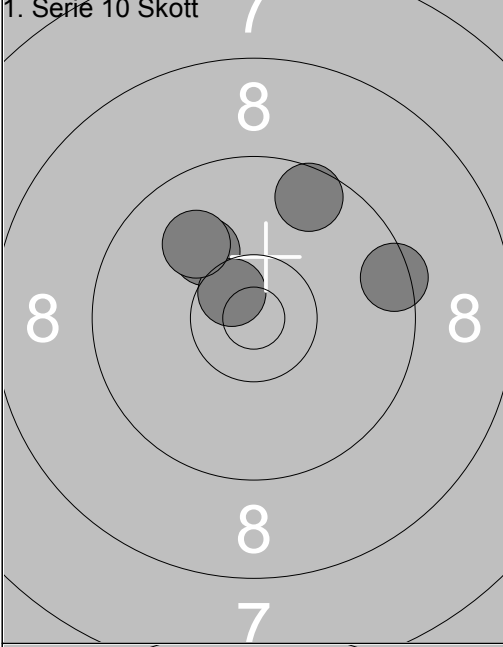
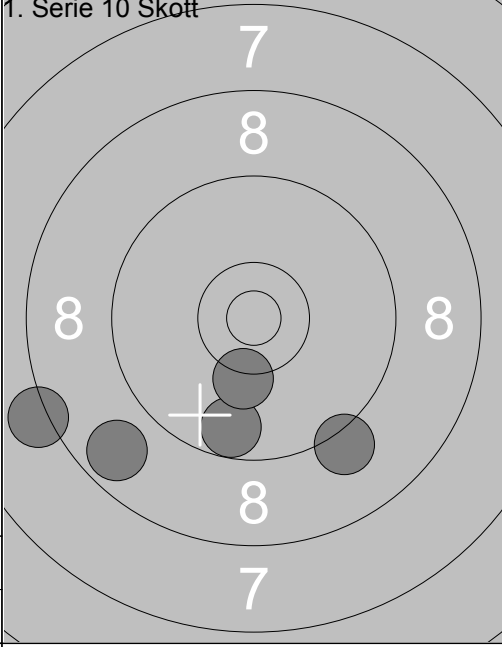
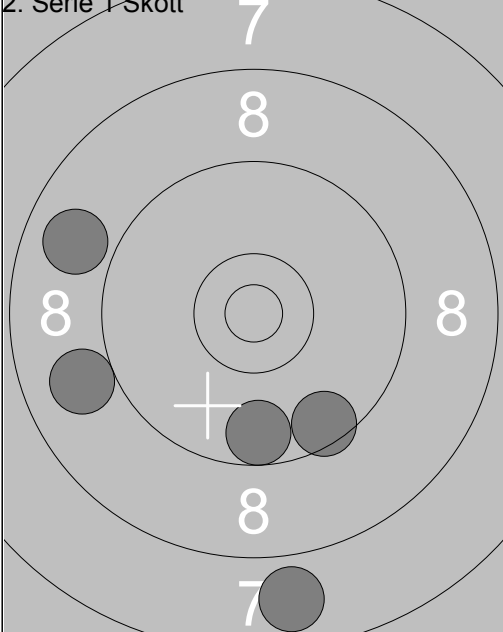
1: 8.8 ↗	6: 10.2 ↓			1: 8.8 ↑			
2: 8.8 ↑	7: 9.6 ↓	Serie	93	2: 8.7 →	Serie	44	
3: 10.6x ←	8: 9.9 ↗		Total	172		3: 9.8 ↑	
4: 10.4x ↓	9: 9.4 ↑				4: 9.9 ↑		
5: 10.6x ↓	10: 10.6x ←			5: 10.0 →			

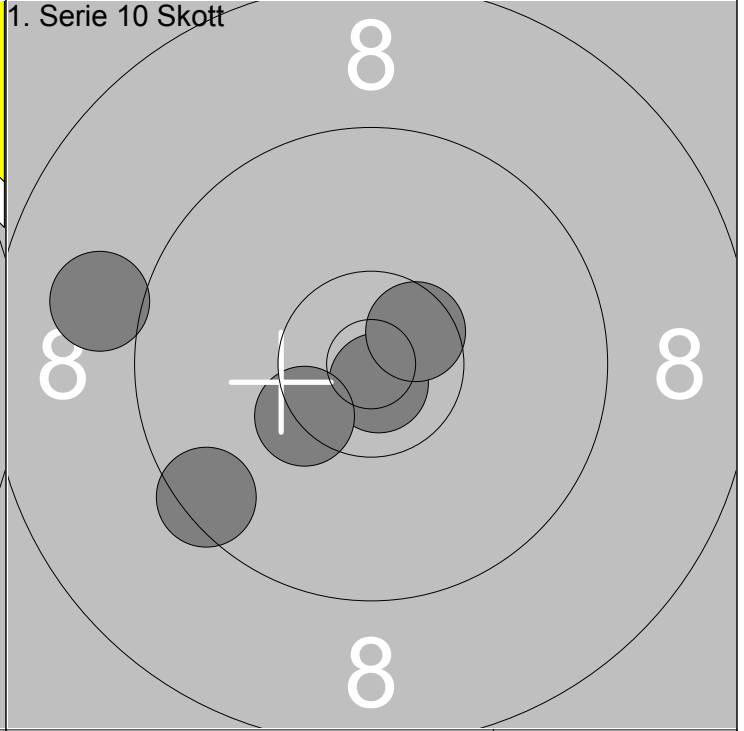
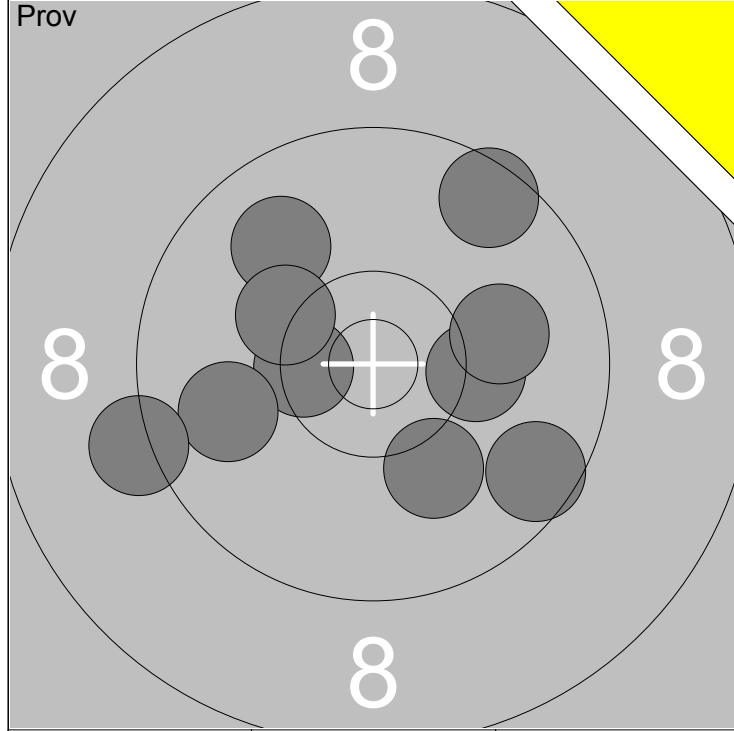


6: 7.6 ↗				1: 9.3 ←			
7: 9.4 ↑		Serie	43	2: 5.8 →	Serie	37	
8: 10.0 ↖			Total	259		3: 6.9 ↘	
9: 9.3 ↑					4: 7.8 →		
10: 8.1 ←				5: 10.0 ↗			

Skjutlag	Tavla	Emma Wallerström		
8	18	Umeå	8, Jun-S	Vb
11.07.2017	Tavelträffen Korthåll 2017	Ramselefors SKF		
Prov		1: 9.1 ↓ 2: 9.6 ← 3: 8.1 ← 4: 8.9 ← 5: 8.7 ← 6: 9.8 ↓ 7: 7.9 ← 8: 9.7 ↑ 9: 9.7 ↖ 10: 9.7 ↓	Prov	11: 9.5 ↓ 12: 10.3 ↙
	Serie 85.0		Serie 19.0	
	Total 171.0		Total 171.0	
1. Serie 10 Skott		1: 9.3 ↖ 2: 10.3 ↙ 3: 9.7 ↖ 4: 9.8 ↓ 5: 10.0 ↙	1. Serie 10 Skott	6: 9.6 ↑ 7: 8.7 → 8: 9.1 → 9: 9.8 ↑ 10: 9.3 ↖
	Serie 47.0		Serie 44.0	
	Total 218.0		Total 262.0	
2. Serie 1 Skott		1: 10.0 ↓ 2: 8.1 → 3: 7.2 → 4: 7.6 → 5: 5.3 →		
	Serie 37.0			
	Total 299.0			

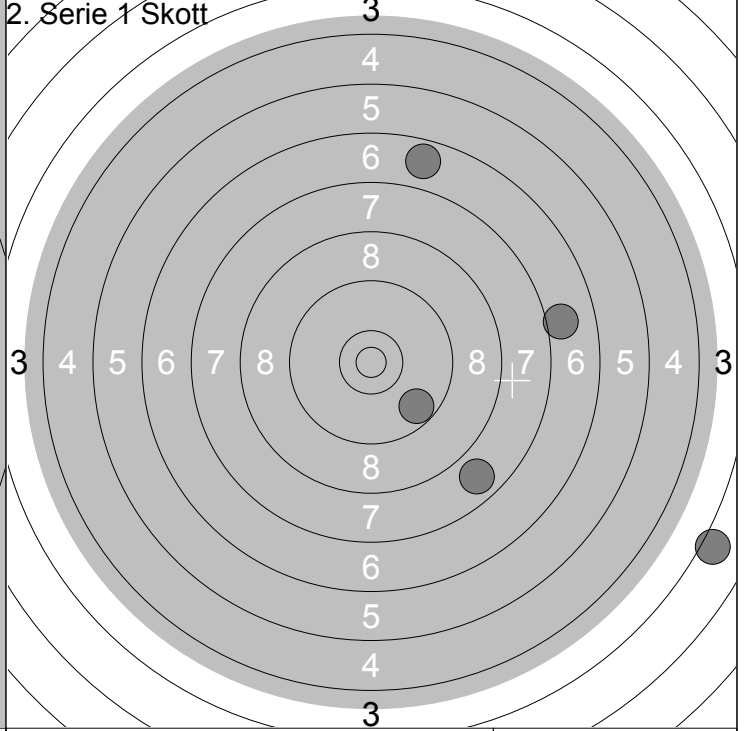
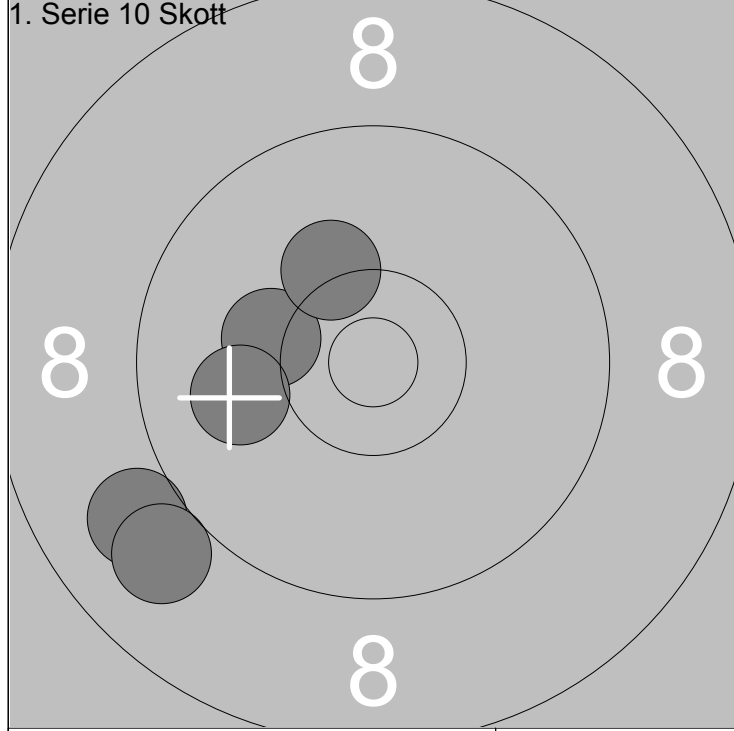
Skjuttag 8	Tavla 19	Emma Eriksson			
Vindeln	Ramselefors	8, Jun-S	Vb		
11.07.2017	Tavelträffen Korthåll 2017	Ramselefors SKF			
Prov		1: 10.3x ↘ 2: 8.7 ↑ 3: 9.1 ↗ 4: 9.2 ➔ 5: 8.8 ➔ 6: 10.0 ← 7: 10.4x ↘ 8: 10.0 ↗ 9: 9.8 ← 10: 8.7 ↖	Prov		11: 9.4 ← 12: 9.5 ↗ 13: 9.1 ← 14: 9.3 ← 15: 10.7x ↘ 16: 8.9 ← 17: 9.1 ↗ 18: 10.5x ➔ 19: 9.7 ↘
		Serie 91.0		Serie 82.0	
		Total 165.0		Total 165.0	
1. Serie 10 Skott		1: 10.1 ↖ 2: 9.8 ← 3: 8.9 ↘ 4: 9.4 ← 5: 9.0 ←	1. Serie 10 Skott		6: 9.7 ↘ 7: 9.4 ↗ 8: 10.7x ↘ 9: 10.4x ↘ 10: 8.9 ↘
		Serie 45.0		Serie 46.0	
		Total 210.0		Total 256.0	
2. Serie 1 Skott		1: 4.9 ➔ 2: 8.2 ➔ 3: 7.0 ↘ 4: 8.3 ➔ 5: 9.0 ↘			
		Serie 36.0			
		Total 292.0			

Skjuttag	Tavla	Donald Johansson			
8	20	Ale		8, Vet-S	No
11.07.2017	Tavelträffen Korthåll 2017	Ramselefors SKF			
Prov 	1: 9.9 ↘	Prov 	11: 10.0 ↗		
	2: 10.7x↗				
	3: 10.3 →				
	4: 10.1 ↗				
	5: 10.0 ←				
	6: 9.8 ↗				
	7: 9.6 ←				
	8: 9.9 →				
	9: 9.7 ←				
	10: 10.7x↗				
	Serie 95.0		Serie 10.0		
	Total 189.0		Total 189.0		
1. Serie 10 Skott 	1: 10.1 ↖	1. Serie 10 Skott 	6: 9.7 ↓		
	2: 9.5 →		7: 8.2 ←		
	3: 10.6x↖		8: 8.7 ↘		
	4: 10.0 ↖		9: 10.2 ↓		
	5: 9.6 ↗		10: 9.1 ↓		
	Serie 48.0		Serie 44.0		
	Total 237.0		Total 281.0		
2. Serie 1 Skott 	1: 7.8 ↓				
	2: 8.9 ←				
	3: 9.7 ↓				
	4: 8.9 ←				
	5: 9.5 ↓				
	Serie 41.0				
	Total 322.0				



1: 9.5 ↗	6: 9.6 ↘		Serie	95
2: 9.9 ↖	7: 9.9 ←			
3: 10.2 →	8: 10.0 →	Total	180	
4: 10.5x ←	9: 9.2 ←			
5: 10.1 ↘	10: 10.3 ↖			

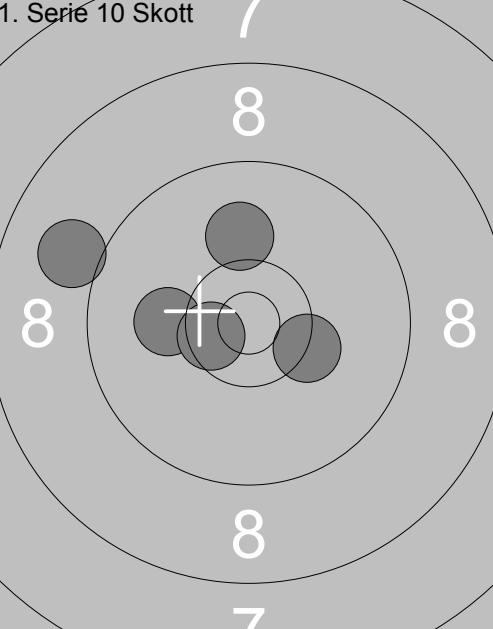
1: 10.8x ↘		Serie	48
2: 9.5 ↙			
3: 9.0 ←	Total	228	
4: 10.6x ↗			
5: 10.4x ↙			

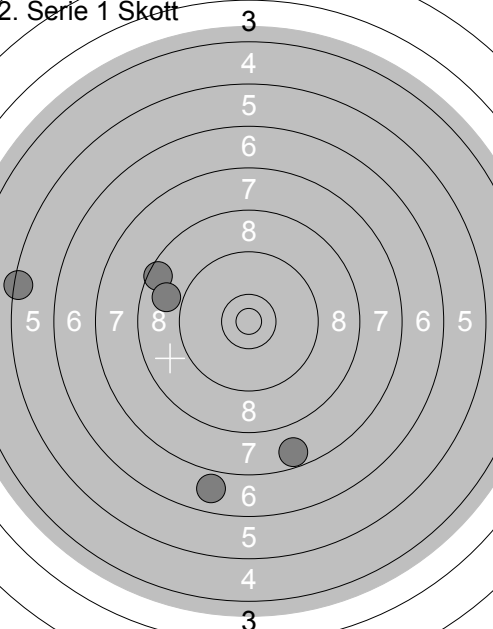


6: 9.0 ←		Serie	48
7: 10.2 ←			
8: 10.2 ↗	Total	276	
9: 10.0 ←			
10: 9.0 ↙			

1: 3.1 ↘		Serie	32
2: 7.8 ↘			
3: 9.7 ↘	Total	308	
4: 6.7 ↗			
5: 7.0 →			

	<p>1: 10.0 ↓</p> <p>2: 10.4x ↘</p> <p>3: 9.8 →</p> <p>4: 9.7 ↓</p> <p>5: 9.2 ←</p> <p>6: 10.4x ↗</p> <p>7: 10.2 →</p> <p>8: 9.4 ↗</p> <p>9: 9.5 ↑</p> <p>10: 10.4x ↓</p>	<p>11: 10.6x ↗</p>
Serie 95.0		Serie 10.0
Total 180.0		Total 180.0

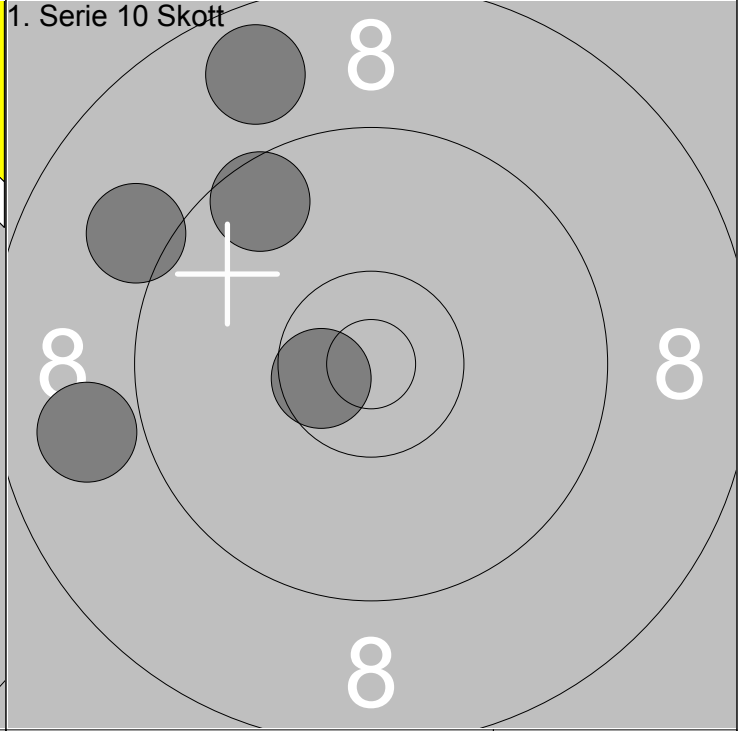
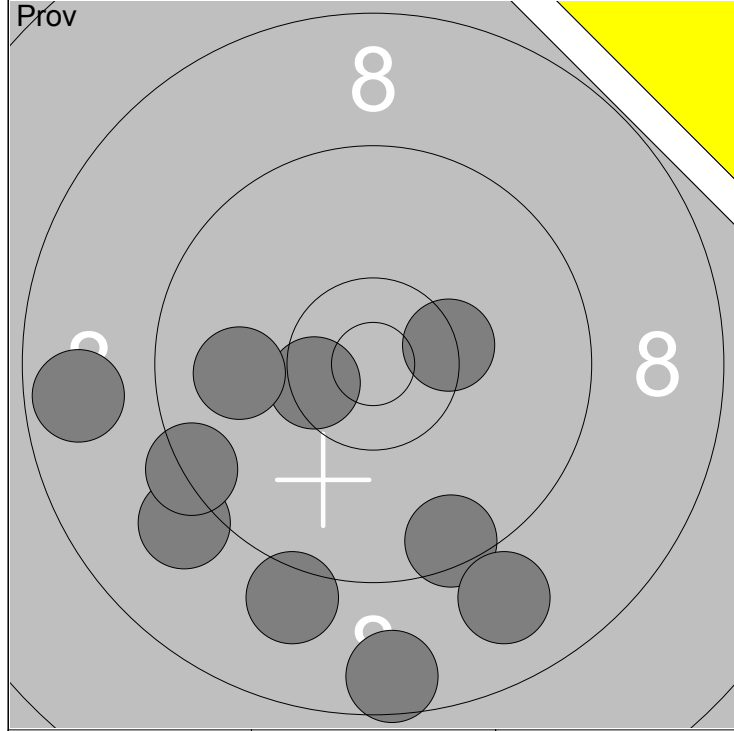
<p>1. Serie 10 Skott</p> 	<p>1: 10.3x ↘</p> <p>2: 10.1 ←</p> <p>3: 10.1 ↑</p> <p>4: 10.5x ↘</p> <p>5: 9.0 ←</p>	<p>6: 10.2 ←</p> <p>7: 10.5x ↗</p> <p>8: 9.7 ↑</p> <p>9: 10.0 ↓</p> <p>10: 10.7x ↓</p>
Serie 49.0		Serie 49.0
Total 229.0		Total 278.0

<p>2. Serie 1 Skott</p> 	<p>1: 5.4 ←</p> <p>2: 6.9 ↓</p> <p>3: 7.7 ↓</p> <p>4: 8.5 ↖</p> <p>5: 8.9 ↖</p>	
Serie 34.0		
Total 312.0		

	<p>Prov</p> <p>1: 7.8 ↖</p> <p>2: 7.7 ↑</p> <p>3: 10.2 ←</p> <p>4: 10.7x ↘</p> <p>5: 9.0 ↖</p> <p>6: 9.0 ←</p> <p>7: 8.4 ↖</p> <p>8: 9.4 ↖</p> <p>9: 10.6x ↘</p> <p>10: 10.3x ↗</p>		<p>Prov</p> <p>11: 9.9 ↗</p> <p>12: 10.1 ↘</p>
Serie 89.0		Serie 19.0	
Total 179.0		Total 179.0	

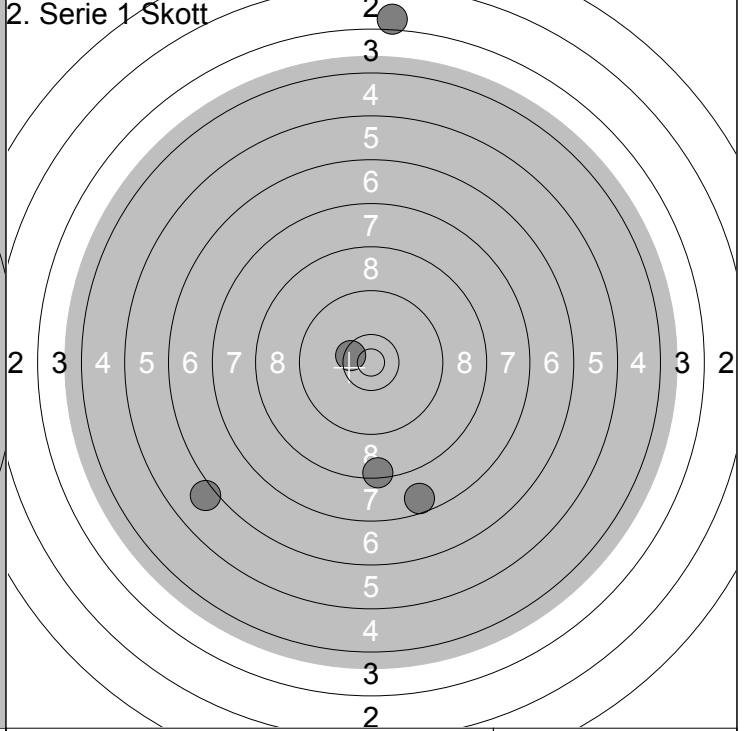
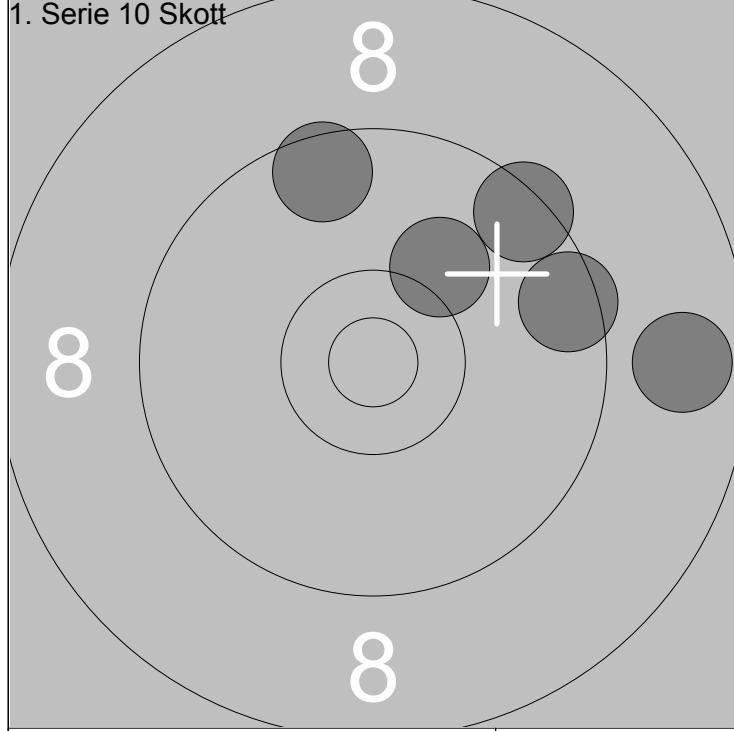
<p>1. Serie 10 Skott</p>	<p>1: 10.3 →</p> <p>2: 10.5x ↘</p> <p>3: 10.7x ↘</p> <p>4: 10.0 →</p> <p>5: 10.4x ↘</p>	<p>1. Serie 10 Skott</p>	<p>6: 7.7 →</p> <p>7: 9.3 ↘</p> <p>8: 8.3 ↗</p> <p>9: 7.6 ↘</p> <p>10: 9.6 ←</p>
Serie 50.0		Serie 40.0	
Total 229.0		Total 269.0	

<p>2. Serie 1 Skott</p>	<p>1: 7.5 →</p> <p>2: 7.1 ↗</p> <p>3: 8.6 ←</p> <p>4: 10.2 ↘</p> <p>5: 9.7 ↑</p>		
Serie 41.0			
Total 310.0			



1: 10.4x →	6: 9.1 ↓		Serie	89
2: 9.5 ↓	7: 9.1 ↙			
3: 8.9 ↓	8: 10.5x ←	Total	177	
4: 8.7 ←	9: 9.9 ←			
5: 8.6 ↓	10: 9.4 ↙			

1: 10.6x ←		Serie	44
2: 9.1 ↖			
3: 8.9 ←	Total	221	
4: 8.8 ↗			
5: 9.6 ↗			



6: 9.5 →		Serie	45
7: 8.8 →			
8: 9.4 ↗	Total	266	
9: 10.1 ↗			
10: 9.6 ↗			

1: 7.6 ↓		Serie	34
2: 3.0 ↑			
3: 8.4 ↓	Total	300	
4: 10.5x ←			
5: 6.1 ↙			