



FINAL RESULTS
10m AIR WOMEN JUNIOR
FINAL
FRE. 24 AUG 2018, START TIME 11:00

Rk	BIB No	Name	Club	1st Comp. Stage		2nd Competition Stage - Elimination						Total	Remark
1	8	JOHANSSON Isabelle	SWE	51.9	104.4	124.3	145.6	165.3	185.6	206.4	226.4	247.1	
				10.0	10.4	9.8	10.8	10.6	10.0	10.6	10.1	10.7	
				10.7	10.5	10.1	10.5	9.1	10.3	10.2	9.9	10.0	
				10.2	10.4								
				10.4	10.7								
				10.6	10.5								
2	69	ENGEVIK Tonje	NOR 3	50.6	102.1	122.3	144.0	165.0	185.7	206.4	226.8	246.9	
				9.4	10.6	10.3	10.8	10.7	10.4	10.0	9.7	10.1	
				10.2	10.3	9.9	10.9	10.3	10.3	10.7	10.7	10.0	
				10.7	10.7								
				10.4	10.2								
				9.9	9.7								
3	67	LØVSETH Oda Bårdseng	NOR 2	52.2	103.0	124.2	144.9	164.5	184.3	204.3		224.8	
				10.7	10.3	10.6	10.7	9.4	10.4	10.4	10.1		
				10.4	10.2	10.6	10.0	10.2	9.4	9.6	10.4		
				10.7	10.6								
				10.1	9.4								
				10.3	10.3								
4	147	FABRICIUS Lærke	DEN 2	51.1	101.3	122.4	142.0	162.6	182.9			203.4	
				10.3	10.0	10.9	10.5	10.3	10.3	10.5			
				10.1	10.3	10.2	9.1	10.3	10.0	10.0			
				10.6	9.8								
				9.7	9.7								
				10.4	10.4								
5	10	LINDFORS Josefin	SWE 3	49.5	99.6	120.9	141.9	162.1				182.0	
				9.7	9.6	10.6	10.9	10.6	10.1				
				9.7	9.9	10.7	10.1	9.6	9.8				
				9.9	10.3								
				9.9	10.3								
				10.3	10.0								
6	68	LØVSETH Mari Bårdseng	NOR 1	51.5	103.4	122.6	143.1					162.0	
				10.2	10.2	9.7	10.0	9.8					
				10.4	10.9	9.5	10.5	9.1					
				10.0	10.0								
				10.3	10.0								
				10.6	10.8								
7	142	JAKOBI Caroline	DEN	50.3	100.9	121.3						141.8	
				9.8	10.3	10.3	10.3						
				9.9	10.1	10.1	10.2						
				9.7	10.1								
				10.4	10.0								
				10.5	10.1								
8	9	MÅRTENSSON Anna	SWE	51.0	100.4							120.8	
				10.2	8.6	10.2							
				10.2	10.7	10.2							
				10.0	10.1								
				10.0	9.7								
				10.6	10.3								



NORDIC SHOOTING CHAMPIONSHIPS

RESULTS 10m AIR WOMEN JUNIOR RIFLE QUALIFICATION

FRI 24 AUG 2018

Records

Rk	Bib No	Name	Club	Series						Total	Remarks
				1	2	3	4	5	6		
1	68	LØVSETH Mari Bårdseng	NOR	103.2	103.8	103.4	103.8	105.3	102.0	621.5	
2	8	JOHANSSON Isabelle	SWE	101.6	104.1	104.3	104.2	103.5	103.7	621.4	
3	147	FABRICIUS Lærke	DEN 2	104.0	101.4	104.1	105.6	103.1	101.6	619.8	
4	10	LINDFORS Josefin	SWE 3	101.7	105.5	104.2	102.1	103.2	102.1	618.8	
5	9	MÅRTENSSON Anna	SWE	104.1	103.4	101.7	104.5	99.8	104.2	617.7	
6	69	ENGEVIK Tonje	NOR	102.2	105.0	103.5	103.2	101.3	101.7	616.9	
7	67	LØVSETH Oda Bårdseng	NOR 2	105.1	104.3	103.7	102.8	101.4	99.3	616.6	
8	142	JAKOBI Caroline	DEN	102.7	104.2	101.9	100.1	104.1	103.1	616.1	
9	257	BOBYLEVA Anastassia	EST	102.8	100.8	103.0	103.0	101.9	104.0	615.5	
10	258	SMIRNOVA Katrin	EST	104.6	103.6	102.7	103.5	98.5	102.2	615.1	
11	241	TAYLOR Pheobe	GBR	102.5	100.6	101.9	100.6	104.6	103.1	613.3	
12	243	BALE Emily	GBR	101.8	99.7	103.5	104.3	101.6	102.2	613.1	
13	199	HEISKANEN Essi	FIN	100.8	102.7	104.6	101.3	102.0	101.7	613.1	
14	200	SIITONEN Sonja	FIN	102.0	99.3	99.9	102.1	103.8	102.8	609.9	
15	242	WALLS Victoria	GBR	98.5	101.1	100.0	102.8	104.3	102.8	609.5	
16	198	MÄNNISTÖ Elli	FIN	99.6	100.9	102.4	99.5	101.1	101.8	605.3	
17	143	CHRISTENSEN Kristine	DEN	98.7	101.0	95.2	98.0	98.3	98.9	590.1	

Summary:

Number of athletes on this list: 17; Total number of athletes: 89

Legend:

Rk Rank Bib No Bib Number



RESULTS
Rifle Women Junior
TEAM

FRI 24 AUG 2018

Records

Rk	Bib No	Name	Series						Total	Remarks
			1	2	3	4	5	6		
1		SWE	307.4	313.0	310.2	310.8	306.5	310.0	1857.9	
	8	JOHANSSON Isabelle	101.6	104.1	104.3	104.2	103.5	103.7	621.4	
	10	LINDFORS Josefin	101.7	105.5	104.2	102.1	103.2	102.1	618.8	
	9	MÄRTENSSON Anna	104.1	103.4	101.7	104.5	99.8	104.2	617.7	
2		NOR	310.5	313.1	310.6	309.8	308.0	303.0	1855.0	
	68	LØVSETH Mari Bårdseng	103.2	103.8	103.4	103.8	105.3	102.0	621.5	
	69	ENGEVIK Tonje	102.2	105.0	103.5	103.2	101.3	101.7	616.9	
	67	LØVSETH Oda Bårdseng	105.1	104.3	103.7	102.8	101.4	99.3	616.6	
3		GBR	302.8	301.4	305.4	307.7	310.5	308.1	1835.9	
	241	TAYLOR Pheobe	102.5	100.6	101.9	100.6	104.6	103.1	613.3	
	243	BALE Emily	101.8	99.7	103.5	104.3	101.6	102.2	613.1	
	242	WALLS Victoria	98.5	101.1	100.0	102.8	104.3	102.8	609.5	
4		FIN	302.4	302.9	306.9	302.9	306.9	306.3	1828.3	
	199	HEISKANEN Essi	100.8	102.7	104.6	101.3	102.0	101.7	613.1	
	200	SIITONEN Sonja	102.0	99.3	99.9	102.1	103.8	102.8	609.9	
	198	MÄNNISTÖ Elli	99.6	100.9	102.4	99.5	101.1	101.8	605.3	
5		DEN	305.4	306.6	301.2	303.7	305.5	303.6	1826.0	
	147	FABRICIUS Lærke	104.0	101.4	104.1	105.6	103.1	101.6	619.8	
	142	JAKOBI Caroline	102.7	104.2	101.9	100.1	104.1	103.1	616.1	
	143	CHRISTENSEN Kristine	98.7	101.0	95.2	98.0	98.3	98.9	590.1	

Legend:

Rk

Rank

Bib No

Bib Number



**FINAL RESULTS
10m AIR MEN JUNIOR
FINAL**

FRE. 24 AUG 2018, START TIME 11:00

Rk	BIB No	Name	Club	1st Comp. Stage		2nd Competition Stage - Elimination						Total	Remark
1	71	NORDHAGEN Vegard	NOR 2	50.9	101.6	122.2	142.6	162.7	182.8	203.6	224.8	246.2	
				10.5	9.9	10.4	10.7	10.4	10.6	10.4	10.3	10.9	
				9.9	10.4	10.2	9.7	9.7	9.5	10.4	10.9	10.5	
				9.9	9.7								
				9.8	10.5								
				10.8	10.2								
2	70	HEGG Jon-Herman	NOR 3	51.0	102.4	123.5	144.6	165.4	185.6	206.1	226.8	245.8	
				10.1	10.7	10.6	10.7	10.8	9.7	10.3	10.8	10.4	
				10.5	10.1	10.5	10.4	10.0	10.5	10.2	9.9	8.6	
				10.5	10.4								
				10.0	10.8								
				9.9	9.4								
3	72	KARLSEN Benjamin Tingsrud	NOR 1	51.3	101.3	121.1	142.4	162.5	183.0	204.1		223.8	
				10.1	10.5	10.5	10.7	10.0	9.8	10.5	10.1		
				10.4	9.2	9.3	10.6	10.1	10.7	10.6	9.6		
				10.0	10.4								
				10.4	9.8								
				10.4	10.1								
4	196	FRIMAN Cristian	FIN	49.5	100.0	120.8	141.5	162.4	183.2			203.4	
				10.0	9.9	10.1	10.1	10.6	10.5	10.2			
				9.9	9.2	10.7	10.6	10.3	10.3	10.0			
				9.9	10.7								
				10.8	10.3								
				8.9	10.4								
5	195	LÄNGSTRÖM Sebastian	FIN	51.2	101.5	121.8	142.5	162.4				182.3	
				10.3	10.5	10.5	10.5	10.3	10.0				
				10.7	9.4	9.8	10.2	9.6	9.9				
				10.0	9.8								
				10.0	10.0								
				10.2	10.6								
6	197	KOSKELA Riku	FIN	50.5	102.3	122.2	141.7					160.5	
				10.1	10.6	9.8	10.1	8.8					
				9.9	10.1	10.1	9.4	10.0					
				10.6	10.2								
				10.4	10.1								
				9.5	10.8								
7	244	PIROUET Cameron	GBR	48.9	98.5	119.4						140.4	
				9.3	9.9	10.3	10.7						
				10.6	10.6	10.6	10.3						
				10.1	9.3								
				9.4	9.7								
				9.5	10.1								
8	13	JOHANSSON Albin	SWE 3	49.2	99.7							119.2	
				10.0	10.3	9.8							
				10.1	10.4	9.7							
				8.8	9.6								
				10.3	10.2								
				10.0	10.0								



RESULTS
10m AIR MEN JUNIOR RIFLE
QUALIFICATION

FRI 24 AUG 2018

Records

Rk	Bib No	Name	Club	Series						Total	Remarks
				1	2	3	4	5	6		
1	71	NORDHAGEN Vegard	NOR	104.7	103.5	103.9	101.0	105.0	104.6	622.7	
2	70	HEGG Jon-Herman	NOR	104.0	102.3	102.9	104.5	102.8	103.6	620.1	
3	72	KARLSEN Benjamin Tingsrud	NOR	102.7	103.1	103.0	102.5	104.8	103.8	619.9	
4	196	FRIMAN Cristian	FIN	102.6	102.2	104.6	103.0	103.9	103.0	619.3	
5	195	LÅNGSTRÖM Sebastian	FIN	101.9	101.9	104.5	104.0	104.0	102.1	618.4	
6	197	KOSKELA Riku	FIN	101.9	102.8	103.4	100.9	103.2	104.7	616.9	
7	13	JOHANSSON Albin	SWE 3	102.2	102.7	101.5	103.4	104.0	101.5	615.3	
8	244	PIROUET Cameron	GBR	100.7	102.3	102.9	102.3	105.0	100.1	613.3	
9	12	WÄSSMAN Oscar	SWE	101.2	102.7	101.5	102.0	103.7	102.1	613.2	
10	11	HENRICSSON Anders	SWE	100.9	102.7	99.5	103.7	104.4	101.4	612.6	
11	145	WARRER Mikkel	DEN 2	101.9	101.9	101.3	101.9	101.9	101.6	610.5	
12	146	NIELSEN Emil	DEN	103.2	99.6	101.4	101.8	102.6	101.4	610.0	
13	245	HILL Jacob	GBR	99.4	102.4	101.6	101.0	101.5	99.7	605.6	
14	246	MAN Matthew	GBR	100.1	96.1	100.8	101.1	99.9	99.8	597.8	

Summary:

Number of athletes on this list: 14; Total number of athletes: 89

Legend:

Rk Rank Bib No Bib Number



NORDIC SHOOTING CHAMPIONSHIPS

RESULTS Rifle Men Junior TEAM

FRI 24 AUG 2018

Records

Rk	Bib No	Name	Series						Total	Remarks
			1	2	3	4	5	6		
1	NOR		311.4	308.9	309.8	308.0	312.6	312.0	1862.7	
	71	NORDHAGEN Vegard	104.7	103.5	103.9	101.0	105.0	104.6	622.7	
	70	HEGG Jon-Herman	104.0	102.3	102.9	104.5	102.8	103.6	620.1	
	72	KARLSEN Benjamin Tingsrud	102.7	103.1	103.0	102.5	104.8	103.8	619.9	
2	FIN		306.4	306.9	312.5	307.9	311.1	309.8	1854.6	
	196	FRIMAN Cristian	102.6	102.2	104.6	103.0	103.9	103.0	619.3	
	195	LÄNGSTRÖM Sebastian	101.9	101.9	104.5	104.0	104.0	102.1	618.4	
	197	KOSKELA Riku	101.9	102.8	103.4	100.9	103.2	104.7	616.9	
3	SWE		304.3	308.1	302.5	309.1	312.1	305.0	1841.1	
	13	JOHANSSON Albin	102.2	102.7	101.5	103.4	104.0	101.5	615.3	
	12	WÄSSMAN Oscar	101.2	102.7	101.5	102.0	103.7	102.1	613.2	
	11	HENRICSSON Anders	100.9	102.7	99.5	103.7	104.4	101.4	612.6	
4	GBR		300.2	300.8	305.3	304.4	306.4	299.6	1816.7	
	244	PIROUET Cameron	100.7	102.3	102.9	102.3	105.0	100.1	613.3	
	245	HILL Jacob	99.4	102.4	101.6	101.0	101.5	99.7	605.6	
	246	MAN Matthew	100.1	96.1	100.8	101.1	99.9	99.8	597.8	

Legend:

Rk

Rank

Bib No

Bib Number



RESULTS

FINAL

FRE. 24 AUG 2018, START TIME 17:30

Rk	Name	Club	1st Comp. Stage			2nd Competition Stage Elimination			Total	Remark
1	NOR 1		104.2	208.8	311.9	354.0	394.8	433.9	495.7	
	KARLSEN		52.1	52.8	52.2	21.2	20.2	20.4	30.6	
	LØVSETH		52.1	51.8	50.9	20.9	20.6	18.7	31.2	
2	NOR 3		100.2	202.1	305.2	347.5	389.3	430.4	492.5	
	ENGEVIK		49.7	51.3	52.3	21.0	20.7	20.5	30.8	
	HEGG		50.5	50.6	50.8	21.3	21.1	20.6	31.3	
3	NOR 2		102.3	204.2	305.6	345.7	387.8		426.1	
	NORDHAGEN		52.1	50.5	51.5	20.5	21.3	18.3		
	LØVSETH		50.2	51.4	49.9	19.6	20.8	20.0		
4	SWE 3		99.2	202.5	305.2	345.3			384.3	
	JOHANSSON		49.5	52.5	51.4	20.0	19.2			
	LINDFORS		49.7	50.8	51.3	20.1	19.8			
5	DEN 2		100.6	201.7	304.6				344.2	
	FABRICIUS		50.9	51.2	51.9	20.6				
	WARRER		49.7	49.9	51.0	19.0				



NORDIC SHOOTING CHAMPIONSHIPS

RESULTS

Rifle Junior Mix Qual

TEAM

FRI 24 AUG 2018

Records

Rk	Bib No	Name	Series				Total	Remarks
			1	2	3	4		
1		NOR 2	209.8	207.8	207.6	203.8	829.0	
	67	LØVSETH Oda Bårdseng	105.1	104.3	103.7	102.8	415.9	
	71	NORDHAGEN Vegard	104.7	103.5	103.9	101.0	413.1	
2		NOR 3	206.2	207.3	206.4	207.7	827.6	
	69	ENGEVIK Tonje	102.2	105.0	103.5	103.2	413.9	
	70	HEGG Jon-Herman	104.0	102.3	102.9	104.5	413.7	
3		NOR 1	205.9	206.9	206.4	206.3	825.5	
	68	LØVSETH Mari Bårdseng	103.2	103.8	103.4	103.8	414.2	
	72	KARLSEN Benjamin Tingsrud	102.7	103.1	103.0	102.5	411.3	
4		SWE 3	203.9	208.2	205.7	205.5	823.3	
	10	LINDFORS Josefin	101.7	105.5	104.2	102.1	413.5	
	13	JOHANSSON Albin	102.2	102.7	101.5	103.4	409.8	
5		DEN 1	205.9	203.3	205.4	207.5	822.1	
	147	FABRICIUS Lærke	104.0	101.4	104.1	105.6	415.1	
	145	WARRER Mikkel	101.9	101.9	101.3	101.9	407.0	
6		FIN 1	203.4	204.9	209.2	204.3	821.8	
	196	FRIMAN Cristian	102.6	102.2	104.6	103.0	412.4	
	199	HEISKANEN Essi	100.8	102.7	104.6	101.3	409.4	
7		SWE 2	205.3	206.1	203.2	206.5	821.1	
	9	MÅRTENSSON Anna	104.1	103.4	101.7	104.5	413.7	
	12	WÄSSMAN Oscar	101.2	102.7	101.5	102.0	407.4	
8		SWE 1	202.5	206.8	203.8	207.9	821.0	
	8	JOHANSSON Isabelle	101.6	104.1	104.3	104.2	414.2	
	11	HENRICSSON Anders	100.9	102.7	99.5	103.7	406.8	
9		DEN 2	205.9	203.8	203.3	201.9	814.9	
	142	JAKOBI Caroline	102.7	104.2	101.9	100.1	408.9	
	146	NIELSEN Emil	103.2	99.6	101.4	101.8	406.0	
10		FIN 2	201.5	202.8	206.9	203.5	814.7	
	195	LÄNGSTRÖM Sebastian	101.9	101.9	104.5	104.0	412.3	
	198	MÄNNISTÖ Elli	99.6	100.9	102.4	99.5	402.4	
11		GBR 2	201.2	202.1	205.1	205.3	813.7	
	243	BALE Emily	101.8	99.7	103.5	104.3	409.3	
	245	HILL Jacob	99.4	102.4	101.6	101.0	404.4	
12		FIN 3	203.9	202.1	203.3	203.0	812.3	
	197	KOSKELA Riku	101.9	102.8	103.4	100.9	409.0	
	200	SIITONEN Sonja	102.0	99.3	99.9	102.1	403.3	
13		GBR 1	199.2	203.4	202.9	205.1	810.6	
	244	PIROUET Cameron	100.7	102.3	102.9	102.3	408.2	
	242	WALLS Victoria	98.5	101.1	100.0	102.8	402.4	
14		GBR 3	202.6	196.7	202.7	201.7	803.7	
	241	TAYLOR Pheobe	102.5	100.6	101.9	100.6	405.6	
	246	MAN Matthew	100.1	96.1	100.8	101.1	398.1	

Legend:

Rk

Rank

Bib No

Bib Number



**FINAL RESULTS
10m AIR WOMEN RIFLE
FINAL**

FRE. 24 AUG 2018, START TIME 11:00

Rk	BIB No	Name	Club	1st Comp. Stage		2nd Competition Stage - Elimination						Total	Remark
1	104	STENE Jenny	NOR	52.3	104.5	125.4	145.9	166.9	188.0	208.6	230.1	251.2	SO
				10.1	10.6	10.7	10.4	10.5	10.7	10.5	10.7	10.3	
				10.4	10.0	10.2	10.1	10.5	10.4	10.1	10.8	10.8	
				10.4	10.8								
				10.7	10.4								
				10.7	10.4								
2	103	DUESTAD Jeanette Hegg	NOR	52.0	102.8	123.6	144.9	165.9	186.3	207.3	228.8	250.2	SO
				9.7	10.2	10.6	10.6	10.5	10.0	10.8	10.8	10.7	
				10.5	9.8	10.2	10.7	10.5	10.4	10.2	10.7	10.7	
				10.7	9.8								
				10.2	10.4								
				10.9	10.6								
3	97	HANSEN Karoline	NOR	50.8	102.8	123.2	143.8	164.2	185.3	205.5		226.3	SO
				10.4	10.2	9.9	10.2	10.4	10.9	10.4	10.4		
				9.6	10.4	10.5	10.4	10.0	10.2	9.8	10.4		
				10.5	10.5								
				10.3	10.6								
				10.0	10.3								
4	167	ANDERSEN Camilla	DEN	50.0	101.6	121.8	142.5	162.9	182.2			201.2	SO
				10.7	10.2	9.8	10.3	10.0	9.7	9.6			
				10.1	10.1	10.4	10.4	10.4	9.6	9.4			
				9.2	10.2								
				9.8	10.7								
				10.2	10.4								
5	213	HAVUKAINEN Inka	FIN	48.7	99.9	121.1	142.2	163.0				181.4	SO
				10.4	10.4	10.6	10.5	10.8	8.8				
				8.6	10.7	10.6	10.6	10.0	9.6				
				10.5	10.6								
				8.6	9.8								
				10.6	9.7								
6	262	KOLJUHHINA Valeria	EST	50.1	101.3	121.0	141.5					162.1	SO
				9.5	10.2	10.0	10.3	10.1					
				9.9	10.0	9.7	10.2	10.5					
				10.0	10.0								
				10.9	10.5								
				9.8	10.5								
7	214	MÄKELÄ Mira	FIN	50.4	101.5	121.9						140.9	SO
				9.2	10.1	10.4	9.3						
				10.7	10.4	10.0	9.7						
				10.6	10.1								
				9.8	9.9								
				10.1	10.6								
8	212	FRILANDER-SOINI Paulina	FIN	47.8	99.3							120.0	SO
				8.9	10.2	10.5							
				10.4	10.1	10.2							
				10.1	10.9								
				9.8	10.0								
				8.6	10.3								



RESULTS

10m AIR WOMEN RIFLE

QUALIFICATION

FRE. 24 AUG 2018, START TIME 09:00

Rk	BIB No	Name	Club	Series						Total	Remark
				1	2	3	4	5	6		
1	103	DUESTAD Jeanette Hegg	NOR	104.5	105.3	104.2	104.4	104.7	104.2	627.3	
2	104	STENE Jenny	NOR	104.1	105.1	104.0	105.9	104.5	102.4	626.0	
3	97	HANSEN Karoline	NOR	103.6	105.0	105.3	103.2	106.1	102.6	625.8	
4	214	MÄKELÄ Mira	FIN	103.7	102.4	103.3	104.0	104.6	104.2	622.2	
5	262	KOLJUHHINA Valeria	EST	102.8	103.3	103.0	103.5	103.5	102.4	618.5	
6	213	HAVUKAINEN Inka	FIN	103.5	100.7	102.4	104.1	103.5	103.3	617.5	
7	167	ANDERSEN Camilla	DEN	101.1	102.4	104.3	101.9	101.7	103.3	614.7	
8	212	FRILANDER-SOINI Paulina	FIN	103.7	100.8	102.4	100.8	102.9	102.3	612.9	
9	168	BISSØ Nanna	DEN	98.0	98.4	101.7	103.0	103.0	102.3	606.4	
10	271	EINARSDOTTIR Iris Eva	ISL	100.5	97.5	95.9	100.2	98.3	98.6	591.0	

Summary:

Number of athletes on this list: 10; Total number of athletes: 89

Legend:

Rk Rank BIB No Bib number



RESULTS

Rifle Women

TEAM

FRE. 24 AUG 2018, START TIME 09:00

Rk	BIB No	Name	Series						Total	Remark
			1	2	3	4	5	6		
1		NOR	312.2	315.4	313.5	313.5	315.3	309.2	1879.1	
	103	DUESTAD Jeanette Hegg	104.5	105.3	104.2	104.4	104.7	104.2	627.3	
	104	STENE Jenny	104.1	105.1	104.0	105.9	104.5	102.4	626.0	
	97	HANSEN Karoline	103.6	105.0	105.3	103.2	106.1	102.6	625.8	
2		FIN	310.9	303.9	308.1	308.9	311.0	309.8	1852.6	
	214	MÄKELÄ Mira	103.7	102.4	103.3	104.0	104.6	104.2	622.2	
	213	HAVUKAINEN Inka	103.5	100.7	102.4	104.1	103.5	103.3	617.5	
	212	FRILANDER-SOINI Paulina	103.7	100.8	102.4	100.8	102.9	102.3	612.9	



FINAL RESULTS
10m AIR MEN RIFLE
FINAL

FRE. 24 AUG 2018, START TIME 11:00

Rk	BIB No	Name	Club	1st Comp. Stage		2nd Competition Stage - Elimination						Total	Remark
1	96	LARSEN Henrik	NOR	52.1	103.7	124.2	145.0	165.6	186.3	207.3	228.5	249.2	SO
				10.3	10.6	10.1	10.7	10.2	10.2	10.7	10.6	10.4	
				10.6	10.1	10.4	10.1	10.4	10.5	10.3	10.6	10.3	
				10.7	10.4								
				9.7	10.8								
				10.8	9.7								
2	102	HANSEN Are	NOR	51.4	104.0	124.5	144.8	164.7	185.9	206.8	227.1	248.4	SO
				10.3	10.8	10.2	10.2	10.4	10.7	10.7	10.2	10.6	
				10.8	10.5	10.3	10.1	9.5	10.5	10.2	10.1	10.7	
				10.2	10.5								
				9.6	10.5								
				10.5	10.3								
3	101	HAGELUND Endre	NOR	51.2	102.9	123.4	143.6	164.2	185.0	205.6		225.6	SO
				10.0	10.3	10.3	9.8	10.2	10.6	10.2	10.0		
				10.6	10.2	10.2	10.4	10.4	10.2	10.4	10.0		
				9.9	10.5								
				10.4	10.5								
				10.3	10.2								
4	261	KIISK Meelis	EST	50.7	101.4	122.1	143.0	163.5	184.2			205.3	SO
				10.7	10.5	10.4	10.4	10.6	10.3	10.3			
				10.7	10.2	10.3	10.5	9.9	10.4	10.8			
				9.1	10.5								
				10.6	9.1								
				9.6	10.4								
5	165	DANIELSEN Thomas	DEN	49.4	100.0	120.5	140.5	161.2				180.1	SO
				9.5	10.0	9.8	10.3	9.9	9.1				
				9.9	10.6	10.7	9.7	10.8	9.8				
				10.1	10.4								
				9.2	9.0								
				10.7	10.6								
6	164	FLECKS Morten	DEN	48.3	99.5	119.7	139.1					160.0	SO
				9.7	9.6	9.8	10.1	10.3					
				8.7	10.1	10.4	9.3	10.6					
				9.9	10.5								
				9.6	10.7								
				10.4	10.3								
7	169	KRISTENSEN Nikolai	DEN	46.5	96.3	116.8						136.3	SO
				7.9	10.4	10.5	10.4						
				9.0	10.3	10.0	9.1						
				10.2	8.4								
				10.3	10.3								
				9.1	10.4								
8	211	SALO Jere-Juhani	FIN	46.7	95.0							116.2	SO
				7.5	10.6	10.4							
				9.9	10.0	10.8							
				10.4	7.7								
				9.9	10.3								
				9.0	9.7								



RESULTS

10m AIR MEN RIFLE

QUALIFICATION

FRE. 24 AUG 2018, START TIME 09:00

Rk	BIB No	Name	Club	Series						Total	Remark
				1	2	3	4	5	6		
1	96	LARSEN Henrik	NOR	103.4	104.8	105.4	102.5	104.8	105.1	626.0	
2	102	HANSEN Are	NOR	105.5	102.3	103.8	104.7	105.6	103.7	625.6	
3	101	HAGELUND Endre	NOR	103.3	103.6	104.9	103.5	102.8	104.4	622.5	
4	261	KIISK Meelis	EST	101.2	103.4	103.4	104.0	102.2	103.5	617.7	
5	165	DANIELSEN Thomas	DEN	101.7	103.1	103.1	103.2	100.3	103.5	614.9	
6	169	KRISTENSEN Nikolai	DEN	101.8	103.0	104.5	104.9	100.2	100.2	614.6	
7	164	FLECKS Morten	DEN	100.4	102.8	102.1	104.4	102.0	101.6	613.3	
8	211	SALO Jere-Juhani	FIN	101.1	102.7	99.9	102.0	99.0	103.4	608.1	
9	209	FRIMAN Bjørn	FIN	101.4	99.6	101.5	100.3	99.5	102.9	605.2	
10	210	LÅNG Jimi	FIN	101.8	101.6	101.1	100.9	98.8	99.1	603.3	

Summary:

Number of athletes on this list: 10; Total number of athletes: 89

Legend:

Rk Rank BIB No Bib number



RESULTS

Rifle Men

TEAM

FRE. 24 AUG 2018, START TIME 09:00

Rk	BIB No	Name	Series						Total	Remark
			1	2	3	4	5	6		
1		NOR	312.2	310.7	314.1	310.7	313.2	313.2	1874.1	
	96	LARSEN Henrik	103.4	104.8	105.4	102.5	104.8	105.1	626.0	
	102	HANSEN Are	105.5	102.3	103.8	104.7	105.6	103.7	625.6	
	101	HAGELUND Endre	103.3	103.6	104.9	103.5	102.8	104.4	622.5	
2		DEN	303.9	308.9	309.7	312.5	302.5	305.3	1842.8	
	165	DANIELSEN Thomas	101.7	103.1	103.1	103.2	100.3	103.5	614.9	
	169	KRISTENSEN Nikolai	101.8	103.0	104.5	104.9	100.2	100.2	614.6	
	164	FLECKS Morten	100.4	102.8	102.1	104.4	102.0	101.6	613.3	
3		FIN	304.3	303.9	302.5	303.2	297.3	305.4	1816.6	
	211	SALO Jere-Juhani	101.1	102.7	99.9	102.0	99.0	103.4	608.1	
	209	FRIMAN Bjørn	101.4	99.6	101.5	100.3	99.5	102.9	605.2	
	210	LÅNG Jimi	101.8	101.6	101.1	100.9	98.8	99.1	603.3	



RESULTS
Pistol Women
FINAL

LØR. 25 AUG 2018, START TIME 16:00

Rk	Name	Club	1st Comp. Stage			2nd Competition Stage Elimination			Total	Remark
1	NOR 1		102.6	206.8	310.9	352.4	393.7	435.5	498.4	
	DUESTAD		51.9	51.7	51.9	20.6	20.6	20.8	31.7	
	LARSEN		50.7	52.5	52.2	20.9	20.7	21.0	31.2	
2	NOR 2		104.3	207.0	310.4	351.7	393.4	435.0	496.5	
	STENE		51.8	51.2	52.0	19.8	21.0	20.9	31.6	
	HAGELUND		52.5	51.5	51.4	21.5	20.7	20.7	29.9	
3	NOR 3		103.2	206.8	310.1	352.3	393.5		433.6	
	HANSEN		51.8	51.3	53.0	21.3	20.2	20.0		
	HANSEN		51.4	52.3	50.3	20.9	21.0	20.1		
4	EST		101.1	201.5	304.0	344.9			385.0	
	KOLJUHHINA		50.2	51.1	51.7	20.8	19.9			
	KIISK		50.9	49.3	50.8	20.1	20.2			
5	DEN		99.6	201.8	301.9				342.0	
	FLECKS		48.8	50.9	51.0	20.9				
	ANDERSEN		50.8	51.3	49.1	19.2				



RESULTS

Rifle Senior Mix Qual

TEAM

FRE. 24 AUG 2018, START TIME 09:00

Rk	BIB No	Name	Series				Total	Remark
			1	2	3	4		
1		NOR 1	207.9	210.1	209.6	206.9	834.5	
	103	DUESTAD Jeanette Hegg	104.5	105.3	104.2	104.4	418.4	
	96	LARSEN Henrik	103.4	104.8	105.4	102.5	416.1	
2		NOR 2	207.4	208.7	208.9	209.4	834.4	
	104	STENE Jenny	104.1	105.1	104.0	105.9	419.1	
	101	HAGELUND Endre	103.3	103.6	104.9	103.5	415.3	
3		NOR 3	209.1	207.3	209.1	207.9	833.4	
	97	HANSEN Karoline	103.6	105.0	105.3	103.2	417.1	
	102	HANSEN Are	105.5	102.3	103.8	104.7	416.3	
4		EST	204.0	206.7	206.4	207.5	824.6	
	262	KOLJUHHINA Valeria	102.8	103.3	103.0	103.5	412.6	
	261	KIISK Meelis	101.2	103.4	103.4	104.0	412.0	
5		DEN 1	201.5	205.2	206.4	206.3	819.4	
	164	FLECKS Morten	100.4	102.8	102.1	104.4	409.7	
	167	ANDERSEN Camilla	101.1	102.4	104.3	101.9	409.7	
6		FIN 2	205.5	204.0	204.4	204.9	818.8	
	214	MÄKELÄ Mira	103.7	102.4	103.3	104.0	413.4	
	210	LÄNG Jimi	101.8	101.6	101.1	100.9	405.4	
7		FIN 1	204.6	203.4	202.3	206.1	816.4	
	213	HAVUKAINEN Inka	103.5	100.7	102.4	104.1	410.7	
	211	SALO Jere-Juhani	101.1	102.7	99.9	102.0	405.7	
8		DEN 2	199.8	201.4	206.2	207.9	815.3	
	169	KRISTENSEN Nikolai	101.8	103.0	104.5	104.9	414.2	
	168	BISSØ Nanna	98.0	98.4	101.7	103.0	401.1	
9		FIN 3	205.1	200.4	203.9	201.1	810.5	
	212	FRILANDER-SOINI Paulina	103.7	100.8	102.4	100.8	407.7	
	209	FRIMAN Bjørn	101.4	99.6	101.5	100.3	402.8	

QUALIFICATION		Bib No	Name	Nat			Series		Total		Remarks
1	15	ROSELL Louise	Swe	104.9	102.6	104.3	102.9	101.7	101.3	617.7	
2	16	HJELM Matilda	Swe	102.6	101.8	101.9	103.3	102.3	104.4	616.3	
3	198	MÄNNISTÖ Elli	Fin	101.6	102.6	103.2	101.7	103.5	103.0	615.6	
4	73	STETTE Karina	Nor	103.7	103.0	102.8	100.9	101.0	103.9	615.3	
5	142	JAKOBI Caroline	Den	102.2	102.9	104.0	101.1	102.4	102.2	614.8	
6	143	CHRISTENS EN Kristine	Den	102.4	103.9	100.5	103.6	102.3	102.0	614.7	
7	144	NIELSEN Henriette	Den	103.8	102.1	102.1	101.7	102.3	101.0	613.0	
8	60	LØVSETH Mari Bårdsgeng	Nor	102.6	102.7	99.4	102.1	104.8	101.1	612.7	
9	69	ENGEVIK Tonje	Nor	101.6	100.7	102.3	102.4	103.1	102.2	612.3	
10	257	BOBYLEVA Anastassia	Est	100.9	103.1	100.9	103.3	101.7	101.5	611.4	
11	14	STAFÅS Malin	Swe	100.9	102.3	102.8	104.1	100.3	101.0	611.4	
12	258	SMIRNOVA Katrin	Est	100.4	102.8	100.6	103.3	101.8	100.8	609.7	
13	242	WALLS Victoria	Gre	100.7	99.5	99.5	104.0	101.9	103.5	609.1	
14	200	SIITONEN Sonja	Fin	100.6	102.4	99.4	100.9	100.8	100.9	605.0	
15	199	HEISKANEN Essi	Fin	101.9	98.7	99.5	101.4	99.2	103.8	604.5	
16	241	TAYLOR Pheobe	Gre	99.9	99.3	103.2	100.7	100.2	98.0	601.3	
17	243	BALE Emily	Gre	100.2	97.2	100.0	99.8	99.5	101.0	597.7	

TEAM	Bib No	Name	Series	Total	Remarks					
1		Swe -	308.4	306.7	309.0	310.3	304.3	306.7	1845.4	
	15	ROSELL Louise	104.9	102.6	104.3	102.9	101.7	101.3	617.7	
	16	HJELM Matilda	102.6	101.8	101.9	103.3	102.3	104.4	616.3	
	14	STAFAS Malin	100.9	102.3	102.8	104.1	100.3	101.0	611.4	
2		Den -	308.4	308.9	306.6	306.4	307.0	305.2	1842.5	
	142	JAKOBI Caroline	102.2	102.9	104.0	101.1	102.4	102.2	614.8	
	143	CHRISTENSE N Kristine	102.4	103.9	100.5	103.6	102.3	102.0	614.7	
	144	NIELSEN Henriette	103.8	102.1	102.1	101.7	102.3	101.0	613.0	
3		Nor -	307.9	306.4	304.5	305.4	308.9	307.2	1840.3	
	73	STETTE Karina	103.7	103.0	102.8	100.9	101.0	103.9	615.3	
	60	LØVSETH Mari Bårdseng	102.6	102.7	99.4	102.1	104.8	101.1	612.7	
	69	ENGEVIK Torje	101.6	100.7	102.3	102.4	103.1	102.2	612.3	
4		Gre -	300.8	296.0	302.7	304.5	301.6	302.5	1808.1	
	242	WALLS Victoria	100.7	99.5	99.5	104.0	101.9	103.5	609.1	
	241	TAYLOR Pheobe	99.9	99.3	103.2	100.7	100.2	98.0	601.3	
	243	BALE Emily	100.2	97.2	100.0	99.8	99.5	101.0	597.7	

QUALIFICATION		Bib No	Name	Nat		Series		Total		Remarks
1	72	KARLSEN Benjamin Tingsrud	NOR	103.7	103.0	103.4	104.9	103.7	104.3	623.0
2	244	PIROUET Cameron	GBR	103.7	103.3	102.4	103.8	104.0	103.6	620.8
3	71	NORDHAGE N Vegard	NOR	102.4	102.2	102.4	103.4	104.6	102.6	617.6
4	70	HEGG Jon-Herman	NOR	102.9	103.4	102.4	101.4	101.9	104.9	616.9
5	195	LANGSTRÖM Sebastian	FIN	101.2	103.6	102.7	101.3	103.8	103.9	616.5
6	197	KOSKELA Riku	FIN	99.2	101.2	103.2	105.2	103.5	103.4	615.7
7	196	FRIMAN Cristian	FIN	103.6	102.9	101.5	103.0	98.7	103.6	613.3
8	246	MAN Matthew	GBR	102.2	98.3	102.6	103.3	103.0	102.2	611.6
9	12	WASSMAN Oscar	SWE	101.4	101.5	102.2	102.8	104.0	99.6	611.5
10	17	SÖDERLUND Emanuel	SWE	100.9	99.5	101.0	102.3	102.7	102.4	608.8
11	245	HILL Jacob	GBR	102.3	97.1	101.7	101.1	104.4	102.0	608.6
12	13	JOHANSSON Albin	SWE	100.1	99.3	100.0	101.6	103.1	100.8	604.9
13	14	WARRER Mikkel	DEN	98.9	101.3	100.9	98.5	101.4	100.3	601.3
14	146	NIELSEN Emil	DEN	98.8	96.1	98.9	100.9	99.0	100.0	593.7

TEAM	Bib No	Name	Series	Total	Remarks					
1		NOR -	309.0	308.6	308.2	309.7	310.2	311.8	1857.5	
	72	KARLSEN Benjamin Tingsrud	103.7	103.0	103.4	104.9	103.7	104.3	623.0	
	71	NORDHAGEN Vegard	102.4	102.2	102.4	103.4	104.6	102.6	617.6	
	70	HEGG Jon-Herman	102.9	103.4	102.4	101.4	101.9	104.9	616.9	
2		FIN -	304.0	307.7	307.4	309.5	306.0	310.9	1845.5	
	195	LANGSTRÖM Sebastian	101.2	103.6	102.7	101.3	103.8	103.9	616.5	
	197	KOSKELA Riku	99.2	101.2	103.2	105.2	103.5	103.4	615.7	
	196	FRIMAN Cristian	103.6	102.9	101.5	103.0	98.7	103.6	613.3	
3		GBR -	308.2	298.7	306.7	308.2	311.4	307.8	1841.0	
	244	PIROUET Cameron	103.7	103.3	102.4	103.8	104.0	103.6	620.8	
	246	MAN Matthew	102.2	98.3	102.6	103.3	103.0	102.2	611.6	
	245	HILL Jacob	102.3	97.1	101.7	101.1	104.4	102.0	608.6	
4		SWE -	302.4	300.3	303.2	306.7	309.8	302.8	1825.2	
	12	WÄSSMAN Oscar	101.4	101.5	102.2	102.8	104.0	99.6	611.5	
	17	SÖDERLUND Emanuel	100.9	99.5	101.0	102.3	102.7	102.4	608.8	
	13	JOHANSSON Albin	100.1	99.3	100.0	101.6	103.1	100.8	604.9	

QUALIFICATION		Bib No	Name	Nat			Series			Total	Remarks
1	98	LUND Katrine	Nor	103.6	104.3	105.7	103.4	103.6	104.6	625.2	
2	214	MÄKELÄ Mira	Fin	103.8	104.7	102.7	102.6	103.4	103.0	620.2	
3	97	HANSEN Karoline	Nor	102.8	104.4	103.8	102.4	103.6	103.1	620.1	
4	166	HANSEN Sys	Den	102.7	102.4	104.0	101.0	102.8	104.0	616.9	
5	239	JONES Lina	Gre	101.5	102.7	101.7	103.6	103.6	103.6	616.7	
6	99	MORTENSE N Siri	Nor	101.4	100.2	103.4	102.8	103.5	104.1	615.4	
7	212	FRILANDER -SOINI Pauline	Fin	101.4	99.9	105.8	101.5	103.1	103.0	614.7	
8	168	BISSØ Nanna	Den	100.5	103.5	101.7	102.9	103.1	101.4	613.1	
9		ANDERSEN Camilla	Den	99.8	102.9	103.8	102.7	102.5	101.4	613.1	
10	213	HAVUKAINE N Inka	Fin	100.9	104.0	101.8	102.7	101.9	100.3	611.6	


RESULTS

50m RIFLE PRONE WOMEN

TEAM

FRI 24 AUG 2018, START TIME 08:45

Rk	Bib No	Name	Series						Total	Remarks
			1	2	3	4	5	6		
1		Nor -	307.8	308.9	312.9	308.6	310.7	311.8	1860.7	
	98	LUND Katrine	103.6	104.3	105.7	103.4	103.6	104.6	625.2	
	97	HANSEN Karoline	102.8	104.4	103.8	102.4	103.6	103.1	620.1	
	99	MORTENSEN Siri	101.4	100.2	103.4	102.8	103.5	104.1	615.4	
2		Fin -	306.1	308.6	310.3	306.8	308.4	306.3	1846.5	
	214	MÄKELÄ Mira	103.8	104.7	102.7	102.6	103.4	103.0	620.2	
	212	FRILANDER-SOINI Pauline	101.4	99.9	105.8	101.5	103.1	103.0	614.7	
	213	HAVUKAINEN Inka	100.9	104.0	101.8	102.7	101.9	100.3	611.6	
3		Den -	303.0	308.8	309.5	306.6	308.4	306.8	1843.1	
	166	HANSEN Sys	102.7	102.4	104.0	101.0	102.8	104.0	616.9	
	168	BISSØ Nanna	100.5	103.5	101.7	102.9	103.1	101.4	613.1	
		ANDERSEN Camilla	99.8	102.9	103.8	102.7	102.5	101.4	613.1	

UPDATE
 CONFIRMED RESULTS
 15.50

QUALIFICATION		Bib No	Name	Nat			Series	Total			Remarks
1	94	BOGAR Stian	Nor	102.3	105.5	103.8	103.9	103.5	105.4	624.4	
2	209	FRIMAN Björn	Fin	104.5	104.4	102.5	104.5	103.5	103.3	622.7	
3	163	MØBERG Alex	Den	103.7	103.3	102.7	104.3	103.8	104.8	622.6	
4	96	LARSEN Henrik	Nor	103.0	104.3	102.8	105.5	102.3	104.4	622.3	
5	98	CLAUSSEN Simon Kolstad	Nor	102.3	103.4	103.8	103.8	103.2	103.6	620.1	
6	261	KIISK Meelis	Est	102.2	103.3	103.7	103.8	101.5	104.8	619.3	
7	165	DANIELSEN Thomas	Den	101.9	103.6	102.1	104.1	104.0	102.6	618.3	
8	210	LÄNG Jimi	Fin	101.4	102.0	102.9	103.3	102.8	102.6	615.0	
9	211	SALO Jere- Juhani	Fin	102.4	102.7	101.7	102.4	101.3	103.6	614.1	
10	270	CHRISTENS EN Gudmundur Helgi	Ice	102.0	102.8	104.2	100.8	102.7	101.3	613.8	
11	164	FLECKS Morten	Den	101.4	102.9	101.4	102.8	103.2	101.2	612.9	

TEAM	Bib No	Name	Series	Total	Remarks					
1		Nor -	307.6	313.2	310.4	313.2	309.0	313.4	1866.8	
	94	BOGAR Stian	102.3	105.5	103.8	103.9	103.5	105.4	624.4	
	96	LARSEN Henrik	103.0	104.3	102.8	105.5	102.3	104.4	622.3	
	98	CLAUSSEN Simon Kolstad	102.3	103.4	103.8	103.8	103.2	103.6	620.1	
2		Den -	307.0	309.8	306.2	311.2	311.0	308.6	1853.8	
	163	MØBERG Alex	103.7	103.3	102.7	104.3	103.8	104.8	622.6	
	165	DANIELSEN Thomas	101.9	103.6	102.1	104.1	104.0	102.6	618.3	
	164	FLECKS Morten	101.4	102.9	101.4	102.8	103.2	101.2	612.9	
3		Fin -	308.3	309.1	307.1	310.2	307.6	309.5	1851.8	
	209	FRIMAN Björn	104.5	104.4	102.5	104.5	103.5	103.3	622.7	
	210	LÅNG Jimi	101.4	102.0	102.9	103.3	102.8	102.6	615.0	
	211	SALO Jere- Juhani	102.4	102.7	101.7	102.4	101.3	103.6	614.1	

FINAL	Bib No	Name	Nat	Nat		Kn		Pr	Standing - Elimination		Total	Remarks
1	60	LØVSETH	NOR	153.5	306.6	407.8	417.6	427.3	437.0	446.0		456.3
		Mari		51.1	51.2	48.8	9.8	9.7	9.7	9.0	10.3	
		Bårdseng		51.1	51.9	52.4						
				51.3	50.0							
2	69	ENGEVIK	NOR	151.1	303.6	401.8	411.6	421.9	430.8	441.5		452.0
		Tonje		49.9	51.3	48.1	9.8	10.3	8.9	10.7	10.5	
				50.3	51.1	50.1						
				50.9	50.1							
3	258	SMIRNOV	EST	150.8	304.3	400.5	410.5	421.0	430.0			440.7
		Katrin		48.9	49.6	47.9	10.0	10.5	9.0	10.7		
				51.3	52.1	48.3						
				50.6	51.8							
4	73	STETTE	NOR	152.5	307.9	400.6	409.6	418.6				425.8
		Karina		52.5	52.5	46.7	9.0	9.0	7.2			
				49.4	51.0	46.0						
				50.6	51.9							
5	144	NIELSEN	DEN	151.8	305.6	401.6	409.6					418.2
		Henriette		49.5	51.8	48.4	8.0	8.6				
				50.8	51.4	47.6						
				51.5	50.6							
6	143	CHRISTE	DEN	149.0	303.3	396.9						406.4
		NSEN										
		Kristine		49.6	50.5	44.9	9.5					
				48.9	51.9	48.7						
				50.5	51.9							
7	15	ROSELL	SWE	144.5	299.0							395.2
		Louise		45.5	51.1	45.8						
				50.5	50.9	50.4						
				48.5	52.5							
8	142	JAKOBI	DEN	149.3	298.0							393.5
		Caroline		50.5	49.4	46.4						
				51.3	48.7	49.1						
				47.5	50.6							

QUALIFICATION	Bib No	Name	Nat	Position	Series	Sub	Total	Remarks		
1	73	STETTE Karina	NOR	Kneeling	92	93	98	97	380	
				Prone	99	96	100	97	392	
				Standing	93	91	96	96	376	1148-44x
2	60	LØVSETH Mari Bårdseng	NOR	Kneeling	93	95	97	94	379	
				Prone	99	94	95	98	386	
				Standing	94	96	94	97	381	1146-38x
3	69	ENGEVIK Tonje	NOR	Kneeling	96	96	98	94	384	
				Prone	99	96	96	98	389	
				Standing	96	94	93	90	373	1146-38x
4	144	NIELSEN Henriette	DEN	Kneeling	94	96	96	98	384	
				Prone	99	97	95	95	386	
				Standing	88	93	97	94	372	1142-44x
5	142	JAKOBI Caroline	DEN	Kneeling	98	93	96	95	382	
				Prone	98	99	95	99	391	
				Standing	92	92	91	92	367	1140-38x
6	15	ROSELL Louise	SWE	Kneeling	97	97	97	93	384	
				Prone	98	98	99	98	393	
				Standing	92	85	90	91	358	1135-35x
7	258	SMIRNOVA Katrin	EST	Kneeling	97	96	91	89	373	
				Prone	96	95	100	99	390	
				Standing	90	89	91	98	368	1131-35x
8	143	CHRISTENS EN Kristine	DEN	Kneeling	97	91	97	96	381	
				Prone	98	96	97	93	384	
				Standing	89	95	92	89	365	1130-27x
9	243	BALE Emily	GBR	Kneeling	94	92	92	95	373	
				Prone	93	94	95	95	377	
				Standing	95	97	93	94	379	1129-35x
10	14	STAFÅS Malin	SWE	Kneeling	94	89	95	96	374	
				Prone	96	93	97	96	382	
				Standing	90	93	96	93	372	1128-28x
11	257	BOBYLEVA Anastassia	EST	Kneeling	89	94	88	93	364	
				Prone	96	96	97	96	385	
				Standing	95	92	94	95	376	1125-29x
12	199	HEISKANEN Essi	FIN	Kneeling	93	88	95	95	371	
				Prone	95	93	97	99	384	
				Standing	95	88	94	91	368	1123-30x
13	241	TAYLOR Pheobe	GBR	Kneeling	92	94	93	94	373	
				Prone	96	97	95	93	381	
				Standing	92	92	89	94	367	1121-33x
14	16	HJELM Matilda	SWE	Kneeling	93	95	98	95	381	
				Prone	91	92	98	97	378	
				Standing	90	91	90	88	359	1118-26x
15	200	SIITONEN Sonja	FIN	Kneeling	87	95	94	90	366	
				Prone	96	95	98	97	386	
				Standing	95	92	84	92	363	1115-27x
16	242	WALLS Victoria	GBR	Kneeling	93	89	99	92	373	
				Prone	96	93	96	96	381	
				Standing	90	87	91	92	360	1114-29x
17	198	MÄNNISTÖ Elli	FIN	Kneeling	93	91	89	93	366	
				Prone	92	99	97	94	382	
				Standing	87	94	91	90	362	1110-26x

TEAM	Bib No	Name	Position	Series	Sub	Total	Remarks		
1		NOR -		281	284	293	285	1143	
				297	286	291	293	1167	
				283	281	283	283	1130	3440-120x
	73	STETTE Karina	Kneeling	92	93	98	97	380	
			Prone	99	96	100	97	392	
			Standing	93	91	96	96	376	1148-44x
	60	LØVSETH Mari Bårdseng	Kneeling	93	95	97	94	379	
			Prone	99	94	95	98	386	
			Standing	94	96	94	97	381	1146-38x
	69	ENGEVIK Tonje	Kneeling	96	96	98	94	384	
			Prone	99	96	96	98	389	
			Standing	96	94	93	90	373	1146-38x
2		DEN -		289	280	289	289	1147	
				295	292	287	287	1161	
				269	280	280	275	1104	3412-109x
	144	NIELSEN Henriette	Kneeling	94	96	96	98	384	
			Prone	99	97	95	95	386	
			Standing	88	93	97	94	372	1142-44x
	142	JAKOBI Caroline	Kneeling	98	93	96	95	382	
			Prone	98	99	95	99	391	
			Standing	92	92	91	92	367	1140-38x
	143	CHRISTENSE N Kristine	Kneeling	97	91	97	96	381	
			Prone	98	96	97	93	384	
			Standing	89	95	92	89	365	1130-27x
3		SWE -		284	281	290	284	1139	
				285	283	294	291	1153	
				272	269	276	272	1089	3381-89x
	15	ROSELL Louise	Kneeling	97	97	97	93	384	
			Prone	98	98	99	98	393	
			Standing	92	85	90	91	358	1135-35x
	14	STAFÁS Malin	Kneeling	94	89	95	96	374	
			Prone	96	93	97	96	382	
			Standing	90	93	96	93	372	1128-28x
	16	HJELM Matilda	Kneeling	93	95	98	95	381	
			Prone	91	92	98	97	378	
			Standing	90	91	90	88	359	1118-26x
4		GBR -		279	275	284	281	1119	
				285	284	286	284	1139	
				277	276	273	280	1106	3364-97x
	243	BALE Emily	Kneeling	94	92	92	95	373	
			Prone	93	94	95	95	377	
			Standing	95	97	93	94	379	1129-35x
	241	TAYLOR Pheobe	Kneeling	92	94	93	94	373	
			Prone	96	97	95	93	381	
			Standing	92	92	89	94	367	1121-33x
	242	WALLS Victoria	Kneeling	93	89	99	92	373	
			Prone	96	93	96	96	381	
			Standing	90	87	91	92	360	1114-29x

FINAL	Bib No	Name	Nat	Kn		Pr	Standing - Elimination		Total	Remarks		
1	70	HEGG Jon- Herman	Nor	153.2 50.9 50.3 52.0	307.6 51.4 51.7 51.3	408.1 50.6 49.9	418.1 10.0	426.3 8.2	436.7 10.4 10.2	446.9 10.2	9.6	456.5
2	196	FRIMAN Cristian	Fin	150.4 49.7 49.6 51.1	305.3 51.3 51.8 51.8	405.4 50.0 50.1	415.2 9.8	425.0 9.8	435.6 10.6	444.6 9.0	9.9	454.5
3	71	NORDHA GEN Vegard	Nor	152.2 50.5 50.1 51.6	305.7 50.9 51.8 50.8	405.0 49.2 50.1	415.4 10.4	424.5 9.1	434.5 10.0	434.5 9.1		443.6
4	72	KARLSEN Benjamin Tingsrud	Nor	149.8 49.1 50.8 49.9	304.6 52.3 51.0 51.5	404.2 50.4 49.2	414.2 10.0	423.6 9.4	423.6 9.6			433.2
5	197	KOSKELA Riku	Fin	150.2 50.5 48.2 51.5	303.4 50.7 50.9 51.6	399.0 48.5 47.1	409.1 10.1	8.3				417.4
6	195	LÅNGSTR OM Sebastian	Fin	144.7 48.8 45.8 50.1	296.9 49.7 50.8 51.7	395.8 48.6 50.3	10.5					406.3
7	244	PIROUET Cameron	Gre	146.6 49.6 48.7 48.3	298.4 51.2 49.8 50.8	48.0 48.5						394.9
8	246	MAN Matthew	Gre	140.5 45.6 49.9 45.0	291.0 49.7 50.2 50.6	45.7 44.7						381.4

QUALIFICATION	Bib No	Name	Nat	Position	Series	Sub	Total	Remarks		
1	72	KARLSEN Benjamin Tingsrud	Nor	Kneeling	95	94	97	99	385	
				Prone	99	96	96	96	387	
				Standing	97	99	97	98	391	1163-57x
2	70	HEGG Jon-Herman	Nor	Kneeling	97	95	96	99	387	
				Prone	100	99	95	97	391	
				Standing	95	96	94	95	380	1158-44x
3	196	FRIMAN Cristian	Fin	Kneeling	100	93	93	97	383	
				Prone	96	98	97	99	390	
				Standing	94	98	95	97	384	1157-39x
4	195	LÅNGSTRÖM Sebastian	Fin	Kneeling	98	98	97	97	390	
				Prone	95	98	98	99	390	
				Standing	95	94	91	96	376	1156-48x
5	71	NORDHAGEN Vegard	Nor	Kneeling	95	99	98	96	388	
				Prone	98	98	97	98	391	
				Standing	91	94	95	95	375	1154-51x
6	244	PIROUET Cameron	Gre	Kneeling	98	98	96	95	387	
				Prone	96	99	97	98	390	
				Standing	90	92	96	94	372	1149-43x
7	246	MAN Matthew	Gre	Kneeling	96	94	95	93	378	
				Prone	98	96	98	99	391	
				Standing	92	93	98	95	378	1147-41x
8	197	KOSKELA Riku	Fin	Kneeling	94	95	94	95	378	
				Prone	98	99	98	98	393	
				Standing	94	96	94	90	374	1145-42x
9	245	HILL Jacob	Gre	Kneeling	94	92	95	96	377	
				Prone	98	94	99	99	390	
				Standing	93	91	92	92	368	1135-43x
10	12	WÄSSMAN Oscar	Swe	Kneeling	94	97	97	94	382	
				Prone	95	94	93	95	377	
				Standing	92	92	94	94	372	1131-38x
11	13	HENRICSSON Anders	Swe	Kneeling	95	92	95	95	377	
				Prone	97	98	99	98	392	
				Standing	91	89	91	91	362	1131-32x
12	17	SÖDERLUND Emanuel	Swe	Kneeling	92	91	92	96	371	
				Prone	95	95	98	96	384	
				Standing	91	94	92	88	365	1120-32x
13	146	NIELSEN Emil	Den	Kneeling	93	96	89	91	369	
				Prone	93	94	93	97	377	
				Standing	89	90	91	93	363	1109-32x

TEAM	Bib No	Name	Position	Series	Sub	Total	Remarks		
1		NOR -		287	288	291	294	1160	
				297	293	288	291	1169	
				283	289	286	288	1146	3475-152x
	72	KARLSEN Benjamin Tingsrud	Kneeling	95	94	97	99	385	
			Prone	99	96	96	96	387	
			Standing	97	99	97	98	391	1163-57x
	70	HEGG Jon-Herman	Kneeling	97	95	96	99	387	
			Prone	100	99	95	97	391	
			Standing	95	96	94	95	380	1158-44x
	71	NORDHAGEN Vegard	Kneeling	95	99	98	96	388	
			Prone	98	98	97	98	391	
			Standing	91	94	95	95	375	1154-51x
2		FIN -		292	286	284	289	1151	
				289	295	293	296	1173	
				283	288	280	283	1134	3458-129x
	196	FRIMAN Cristian	Kneeling	100	93	93	97	383	
			Prone	96	98	97	99	390	
			Standing	94	98	95	97	384	1157-39x
	195	LÄNGSTRÖM Sebastian	Kneeling	98	98	97	97	390	
			Prone	95	98	98	99	390	
			Standing	95	94	91	96	376	1156-48x
	197	KOSKELA Riku	Kneeling	94	95	94	95	378	
			Prone	98	99	98	98	393	
			Standing	94	96	94	90	374	1145-42x
3		GBR -		288	284	286	284	1142	
				292	289	294	296	1171	
				275	276	286	281	1118	3431-127x
	244	PIROUET Cameron	Kneeling	98	98	96	95	387	
			Prone	96	99	97	98	390	
			Standing	90	92	96	94	372	1149-43x
	246	MAN Matthew	Kneeling	96	94	95	93	378	
			Prone	98	96	98	99	391	
			Standing	92	93	98	95	378	1147-41x
	245	HILL Jacob	Kneeling	94	92	95	96	377	
			Prone	98	94	99	99	390	
			Standing	93	91	92	92	368	1135-43x
4		SWE -		281	280	284	285	1130	
				287	287	290	289	1153	
				274	275	277	273	1099	3382-102x
	12	WÄSSMAN Oscar	Kneeling	94	97	97	94	382	
			Prone	95	94	93	95	377	
			Standing	92	92	94	94	372	1131-38x
	13	HENRICSSON Anders	Kneeling	95	92	95	95	377	
			Prone	97	98	99	98	392	
			Standing	91	89	91	91	362	1131-32x
	17	SÖDERLUND Emanuel	Kneeling	92	91	92	96	371	
			Prone	95	95	98	96	384	
			Standing	91	94	92	88	365	1120-32x

FINAL	Bib No	Name	Nat	Kn		Pr		Standing - Elimination		Total	Remarks	
1	98	LUND	Nor	149.3	303.3	399.5	408.5	418.5	428.1	437.6	10.1	447.7
		Katrine		49.4	50.4	47.0	9.0	10.0	9.6	9.5		
				50.4	51.4	49.2						
				49.5	52.2							
2	213	HAVUKAI NEN	Fin	149.9	296.7	395.1	405.5	415.0	425.9	436.7	8.9	445.6
		Inka		49.8	48.8	48.7	10.4	9.5	10.9	10.8		
				49.1	49.6	49.7						
				51.0	48.4							
3	99	MORTEN SEN	Nor	149.8	303.0	398.8	407.2	417.6	427.1		9.5	436.6
		Siri		48.5	52.4	47.6	8.4	10.4	9.5	9.5		
				49.4	49.4	48.2						
				51.9	51.4							
4	214	MÄKELÄ	Fin	145.6	296.8	394.6	404.0	413.9			10.5	424.4
		Mira		47.5	50.3	48.8	9.4	9.9				
				49.3	50.5	49.0						
				48.8	50.4							
5		ANDERSE N	Den	146.6	297.3	395.6	402.7				8.3	411.0
		Camilla		48.4	50.3	50.3	7.1	8.3				
				48.8	49.7	48.0						
				49.4	50.7							
6	212	FRILAND ER-SOINI	Fin	149.0	297.9	392.3					7.4	399.7
		Pauline		47.4	50.6	45.9	7.4					
				51.3	49.8	48.5						
				50.3	48.5							
7	97	HANSEN	Nor	143.7	296.6						50.5	391.2
		Karoline		47.4	51.5	47.6						
				46.1	50.9	47.0						
				50.2	50.5							
8	168	BISSØ	Den	143.7	299.7						47.9	391.0
		Nanna		49.3	51.4	43.4						
				47.6	51.7	47.9						
				46.8	52.9							

RESULTS


50m RIFLE 3 POSITIONS WOMEN

QUALIFICATION

FRI 24 AUG 2018, START TIME 10:45

Rk	Bib No	Name	Nat	Postition	Series				Sub	Total	Remarks
					1	2	3	4			
1	98	LUND Katrine	Nor	Kneeling	99	95	95	97	386	1163-54x	
				Prone	100	100	97	99	396		
				Standing	95	96	95	95	381		
2	213	HAVUKAINEN Inka	Fin	Kneeling	97	96	97	93	383	1157-50x	
				Prone	98	99	100	99	396		
				Standing	91	95	96	96	378		
3	97	HANSEN Karoline	Nor	Kneeling	94	95	97	97	383	1156-48x	
				Prone	99	99	95	95	388		
				Standing	95	98	96	96	385		
4	214	MÄKELÄ Mira	Fin	Kneeling	93	98	91	97	379	1153-36x	
				Prone	98	99	96	98	391		
				Standing	96	99	94	94	383		
5		ANDERSEN Camilla	Den	Kneeling	95	96	93	94	378	1148-40x	
				Prone	100	95	97	99	391		
				Standing	95	93	98	93	379		
6	168	BISSØ Nanna	Den	Kneeling	93	97	97	97	384	1145-43x	
				Prone	99	99	95	98	391		
				Standing	92	94	90	94	370		
7	212	FRILANDER-SOINI Pauline	Fin	Kneeling	93	97	97	97	384	1144-41x	
				Prone	94	100	99	98	391		
				Standing	92	91	95	91	369		
8	99	MORTENSEN Siri	Nor	Kneeling	92	93	95	94	374	1131-36x	
				Prone	98	97	96	97	388		
				Standing	92	94	92	91	369		

ALL 8 THROUGH TO FINAL.

CONFIRMED RESULTS
 14.52

Summary:

Number of athletes on this list: 8; Total number of athletes: 50

Legend:

Rk	Rank	Bib No	Bib Number	Nat	Nation
Sub	Sub Total				

RESULTS

50m RIFLE 3 POSITIONS WOMEN

TEAM

FRI 24 AUG 2018, START TIME 10:45

Rk	Bib No	Name	Position	Series				Sub	Total	Remarks
				1	2	3	4			
1	Fin -			283	291	285	287	1146		
				290	298	295	295	1178		
				279	285	285	281	1130	3454-127x	
	213	HAVUKAINEN Inka	Kneeling	97	96	97	93	383		
				98	99	100	99	396		
	214	MÄKELÄ Mira	Standing	91	95	96	96	378	1157-50x	
				93	98	91	97	379		
	212	FRILANDER-SOINI Pauline	Prone	98	99	96	98	391		
				96	99	94	94	383	1153-36x	
			Kneeling	93	97	97	97	384		
				94	100	99	98	391		
	2	Nor -		Standing	92	91	95	91	369	1144-41x
285					283	287	288	1143		
				297	296	288	291	1172		
				282	288	283	282	1135	3450-138x	
98	LUND Katrine	Kneeling	99	95	95	97	386			
			100	100	97	99	396			
97	HANSEN Karoline	Standing	95	96	95	95	381	1163-54x		
			94	95	97	97	383			
		Prone	99	99	95	95	388			
			95	98	96	96	385	1156-48x		
99	MORTENSEN Siri	Standing	92	93	95	94	374			
			98	97	96	97	388			
		Kneeling	92	94	92	91	369	1131-36x		
			98	97	96	97	388			
		Prone	98	97	96	97	388			
			92	94	92	91	369	1131-36x		

CONFIRMED RESULTS



14.22

Legend:

Rk Rank Bib No Bib Number Sub Sub Total

Version of 24 AUG 2018, 14:22

MLRes - www.megalink.no

Page 1 of 1

FINAL RESULTS

50m RIFLE 3 POSITIONS MEN

FINAL

FRI 24 AUG 2018, START TIME 14:15

Rk	Bib No	Name	Nat	Kn	Pr	Standing - Elimination						Total	Remarks
1	96	LARSEN Henrik	Nor	149.3 51.3 47.9 50.1	305.0 51.3 52.4 52.0	407.4 50.1	418.3 10.9	427.1 8.8	437.5 10.4	447.5 10.0	9.6	457.1	
2	98	CLAUSSEN Simon Kolstad	Nor	148.4 49.8 49.1 49.5	303.9 51.9 52.3 51.3	405.2 50.5 50.8	414.7 9.5	425.2 10.5	435.5 10.3	444.0 8.5	10.3	454.3	
3	100	FLATLA Øyvind Solbrekken	Nor	149.7 49.3 51.3 49.1	304.8 52.1 52.0 51.0	404.3 49.3	414.7 10.4	423.9 9.2	434.0 10.1	9.5		443.5	
4	261	KIISK Meelis	Est	148.3 49.6 50.9 47.8	303.0 52.0 50.6 52.1	404.2 50.9 50.3	413.0 8.8	422.2 9.2	10.2			432.4	
5	163	MØBERG Alex	Den	144.3 48.3 45.8 50.2	299.8 51.8 50.9 52.8	399.2 50.0 49.4	409.4 10.2	7.5				416.9	
6	164	FLECKS Morten	Den	146.8 50.4 45.6 50.8	300.3 51.4 50.8 51.3	394.2 49.1 44.8	10.5					404.7	
7	209	FRIMAN Björn	Fin	142.7 48.3 45.4 49.0	297.0 52.1 51.8 50.4	47.0 47.3						391.3	
8	165	DANIELSEN Thomas	Den	142.9 49.0 46.8 47.1	291.9 48.7 50.2 50.1	48.0 50.9						390.8	

CONFIRMED RESULTS

 15.44

Legend:

Rk Rank
Kn Kneeling
Bib No Bib Number
Pr Prone
Nat Nation

RESULTS
50m RIFLE 3 POSITIONS MEN
QUALIFICATION
 FRI 24 AUG 2018, START TIME 10:45

Rk	Bib No	Name	Nat	Postition	Series				Sub	Total	Remarks
					1	2	3	4			
1	96	LARSEN Henrik	Nor	Kneeling	96	98	100	100	394	1177-69x	
				Prone	99	100	98	98	395		
				Standing	96	98	98	96	388		
2	98	CLAUSSEN Simon Kolstad	Nor	Kneeling	99	100	98	98	395	1174-71x	
				Prone	100	100	96	100	396		
				Standing	95	97	96	95	383		
3	261	KIISK Meelis	Est	Kneeling	94	98	98	92	382	1155-49x	
				Prone	98	99	98	97	392		
				Standing	96	95	94	96	381		
4	100	FLATLA Øyvind Solbrekken	Nor	Kneeling	94	96	95	96	381	1152-44x	
				Prone	99	98	97	99	393		
				Standing	92	94	97	95	378		
5	164	FLECKS Morten	Den	Kneeling	93	95	96	94	378	1142-40x	
				Prone	96	99	98	98	391		
				Standing	94	97	89	93	373		
6	163	MØBERG Alex	Den	Kneeling	95	99	96	95	385	1138-41x	
				Prone	95	98	98	99	390		
				Standing	92	93	87	91	363		
7	165	DANIELSEN Thomas	Den	Kneeling	94	96	99	97	386	1138-39x	
				Prone	95	95	97	98	385		
				Standing	91	95	90	91	367		
8	209	FRIMAN Björn	Fin	Kneeling	94	95	91	93	373	1136-42x	
				Prone	97	97	96	99	389		
				Standing	94	96	96	88	374		
9	210	LÄNG Jimi	Fin	Kneeling	91	95	93	92	371	1117-28x	
				Prone	98	98	99	100	395		
				Standing	83	89	88	91	351		
10	211	SALO Jere-Juhani	Fin	Kneeling	94	87	86	93	360	1109-30x	
				Prone	97	96	98	96	387		
				Standing	93	92	87	90	362		
11	270	CHRISTENSEN Gudmundur Helgi	Ice	Kneeling	86	85	83	94	348	1086-24x	
				Prone	95	94	96	97	382		
				Standing	85	91	91	89	356		

TOP 8 THROUGH TO FINAL

CONFIRMED RESULTS

~~14.52~~

Summary:

Number of athletes on this list: 11; Total number of athletes: 50

Legend:


Rk	Rank	Bib No	Bib Number	Nat	Nation
Sub	Sub Total				

PRELIMINARY RESULTS
50m RIFLE 3 POSITIONS MEN
TEAM

FRI 24 AUG 2018, START TIME 10:45

Rk	Bib No	Name	Postition	Series				Sub	Total	Remarks	
				1	2	3	4				
1	Nor -			289	294	293	294	1170			
				298	298	291	297	1184			
				283	289	291	286	1149	3503-184x		
	96	LARSEN Henrik	Kneeling	96	98	100	100	394			
				Prone	99	100	98	98	395		
					Standing	96	98	98	96	388	1177-69x
	98	CLAUSSEN Simon Kolstad	Kneeling	99	100	98	98	395			
				Prone	100	100	96	100	396		
					Standing	95	97	96	95	383	1174-71x
	100	FLATLA Øyvind Solbrekken	Kneeling	94	96	95	96	381			
				Prone	99	98	97	99	393		
					Standing	92	94	97	95	378	1152-44x
2	Den -			282	290	291	286	1149			
				286	292	293	295	1166			
				277	285	266	275	1103	3418-120x		
	164	FLECKS Morten	Kneeling	93	95	96	94	378			
				Prone	96	99	98	98	391		
					Standing	94	97	89	93	373	1142-40x
	163	MØBERG Alex	Kneeling	95	99	96	95	385			
				Prone	95	98	98	99	390		
					Standing	92	93	87	91	363	1138-41x
	165	DANIELSEN Thomas	Kneeling	94	96	99	97	386			
				Prone	95	95	97	98	385		
					Standing	91	95	90	91	367	1138-39x
3	Fin -			279	277	270	278	1104			
				292	291	293	295	1171			
				270	277	271	269	1087	3362-100x		
	209	FRIMAN Björn	Kneeling	94	95	91	93	373			
				Prone	97	97	96	99	389		
					Standing	94	96	96	88	374	1136-42x
	210	LÅNG Jimi	Kneeling	91	95	93	92	371			
				Prone	98	98	99	100	395		
					Standing	83	89	88	91	351	1117-28x
	211	SALO Jere-Juhani	Kneeling	94	87	86	93	360			
				Prone	97	96	98	96	387		
					Standing	93	92	87	90	362	1109-30x

CONFIRMED RESULTS

 14.29

Protest Date / Time:

Legend:

Rk Rank Bib No Bib Number Sub Sub Total